

Free surface lump wave dynamics of a saturated superfluid ^4He film with nontrivial boundary condition at the substrate surface

Abhik Mukherjee

*Department of Theoretical Physics and Quantum Technologies,
National University of Science and Technology, MISiS, Moscow, Russia*

In this article, the free surface wave dynamics of a saturated ($\sim 10^{-6}$ cm) superfluid ^4He film is considered under the condition that there exists a very weak downward localized superfluid flow into the substrate. For saturated film, the effect of surface tension plays a decisive role in the surface wave evolution dynamics of the system. The free surface evolution is shown to be governed by forced Kadomtsev Petviashvili-I equation, with the forcing function depending on downward superfluid velocity at the substrate surface. Exact as well as perturbative free surface lump wave solutions of the (2+1) dimensional nonlinear evolution equation are obtained and the effect of the leakage velocity function on the lump wave solutions are shown.

I. INTRODUCTION

Upsurge in the research on nonlinear dynamical systems occurred in the last century because of the failure of linear theory in explaining phenomena related to large amplitude waves, wave-wave interactions etc [1, 2]. But in majority of the cases, the analytical treatment becomes difficult because of unsolvability of the associated nonlinear evolution equations. Generally, exact solutions are possible to those nonlinear systems which have integrable properties.

Superfluidity is a state of matter when the matter behaves like a fluid with zero viscosity. Study of nonlinear waves in superfluid ^4He films has started in the last century. In superfluid ^4He film, if there exist a small, finite amplitude localized density fluctuation then that can lead to the existence of solitons. These solitons arise from the balance between dispersion and nonlinearity in which the nonlinearity emerges from Van der Waals potential of the substrate. Huberman [3] considered monolayer superfluid ^4He film ($\sim 10^{-7}$)cm to show that small amplitude localized perturbations in superfluid density would lead to the occurrence of gap-less solitons. He found this soliton as the solution of Korteweg de-Vries (KdV) equation which is a completely integrable system [4]. Nakajima et.al [5] considered thin ^4He film and derived KdV equation from Landau-two fluid hydrodynamic approach. In their next paper [6] they considered saturated superfluid ^4He film ($\sim 10^{-6}$ cm) where the surface tension plays a decisive role to the KdV soliton dynamics. Biswas and Warke [7] also derived KdV equation from the phenomenological Hamiltonian given in [8] and predicted theoretically that superfluid solitons can exist. Condat and Guyer [9] considered a mixture of ^4He films and discussed the propagation of “troughlike” and “bumplike” solitons in such films. Johnson [10] on the other hand presented some linearized theory on ^4He films and then discussed the far-field nonlinear problem. He showed that the relevant equation that is valid in the far-field region is the Burgers equation. In [11], Gopakumar et.al studied superfluid films with the solitons overtaking collisions and found detailed expression with appropriate correction for the amplitude dependence of the solitary wave on wave speed. In these studies, the models with (1+1) dimensions have been considered. Biswas and Warke [12] considered (2+1) dimensional model and derived Kadomtsev Petviashvili (KP) equation for surface density fluctuations in superfluid ^4He film. Later Sreekumar and Nandakumaran [13] studied two-soliton resonances for the KP equation which was derived as the evolution equation for the superfluid surface density. They also considered large amplitude density fluctuations in a thin superfluid film and discussed about existence of “quasi-solitons” under collision [14]. In [15], they showed that the free surface dynamics of a saturated two-dimensional superfluid ^4He film is governed by the KP equation. It is also shown that soliton resonance could happen at lowest order nonlinearity, if two dimensional effects are considered. In an interesting recent work [16], the first experimental observation of bright soliton has been done in bulk superfluid ^4He . When the free surface dynamics of ^4He film is considered, it is generally assumed that the superfluid does not flow into the substrate. But there may be situations [17, 18] where this bottom boundary condition might change due to a small yet finite downward superflow. The standard trivial bottom boundary condition is used in the derivation of long wave, small amplitude nonlinear integrable equations like KdV, KP equations etc in hydrodynamic systems. In [19, 20], such bottom boundary condition is changed to include a weak leakage effect in order to study the solitary wave dynamics. In this work, we consider a very

weak yet finite downward localized superfluid flow into the substrate. Hence, nontrivial bottom boundary condition has to be considered in order to study the free surface wave dynamics of the film. We consider a saturated ($\sim 10^{-6}$ cm) $(2 + 1)$ dimensional ${}^4\text{He}$ film where the surface tension plays a decisive role in the surface wave dynamics. The evolution of the localized lump wave is studied analytically in presence of such nontrivial bottom boundary condition for the first time in superfluid ${}^4\text{He}$ film as far as our knowledge goes. Nevertheless, our analysis based on superfluid hydrodynamics is admittedly crude because it does not take into account the finer microscopic details of this complicated low temperature system. However, any calculation on such subject has to start from some simplified analytic study which may be refined later.

This article is organized as follows. In section-II, the derivation of the $(2 + 1)$ dimensional nonlinear evolution equation for the free surface of the saturated superfluid ${}^4\text{He}$ film with nontrivial bottom boundary condition has been shown. Exact as well as perturbative lump wave solutions has been discussed in section-III. Finally we conclude our analysis in section-IV followed by Appendix and bibliography.

II. DERIVATION OF THE NONLINEAR $(2+1)$ DIMENSIONAL FREE SURFACE EVOLUTION EQUATION FOR THE SATURATED SUPERFLUID ${}^4\text{He}$ FILM

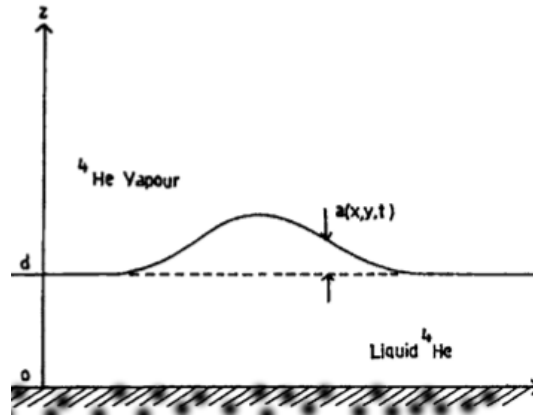


FIG. 1: A simplified diagram for the propagation of small but finite amplitude $(2 + 1)$ dimensional localized surface wave in saturated ($\sim 10^{-6}$ cm) superfluid ${}^4\text{He}$ film with weak downward superflow into the substrate.

We consider the propagation of small but finite amplitude surface wave on a saturated ($\sim 10^{-6}$ cm) superfluid ${}^4\text{He}$ film of depth d as shown in FIG.1. In case of very thin ${}^4\text{He}$ film ($\sim 10^{-7}$ cm) the effect of surface tension can be neglected. Nakajima et.al [6] have studied the free surface dynamics of $(1 + 1)$ dimensional saturated ${}^4\text{He}$ film, the thickness of which is of the order of 10^{-6} cm. In such films, the surface tension plays a decisive role in the wave dynamics. In this work, we have considered a saturated $(2 + 1)$ dimensional superfluid ${}^4\text{He}$ film with a small yet finite downward localized superflow into the substrate. The downward superflow is localized in the sense that at infinite distance $(x, y \rightarrow \pm\infty)$, it's effect vanishes.

Any analytical treatment in hydrodynamic system is based on certain assumptions due to the complicated nonlinear characteristics of the system. Our calculation relies on the following considerations:

1. The acceleration of the superfluid film due to finite temperature gradient gives a small correction factor [8], hence it is neglected.
2. Van der Waals force is the nonlinear force acting on the superfluid film [15]. Since, we have considered saturated film ($\sim 10^{-7}$ cm), the effect of surface tension is not neglected.
3. The superfluid is assumed to be in-compressible and it's motion to be irrotational.

4. Reductive perturbation technique is used following [15] with the nontrivial bottom boundary condition (2) to derive the nonlinear dynamical equation. The free surface disturbance a and the equilibrium height d of the film is such that $a/d \ll 1$.
5. We consider that the vertical superfluid velocity at the bottom boundary is very weak so that the interesting surface wave dynamics appear much earlier time, hence the height of the film d does not change significantly.
6. We consider that the leakage of the superfluid into the substrate is localized in space i.e, it vanishes at space infinities ($x, y \rightarrow \pm\infty$).
7. For the fast surface wave dynamics, the other physical parameters like the Van der Waals coefficients are also taken to be constant.

Since we consider irrotational superflow and in-compressible superfluid hence from continuity equation we get,

$$\nabla^2 \phi(x, y, z, t) = 0, \quad (1)$$

where $\phi(x, y, z, t)$ is the velocity potential [6, 15]. The system must be supplemented by two variable nonlinear boundary conditions at the free surface and a fixed boundary condition at the bottom [2]. As discussed before, a small but finite downward flow of superfluid into the substrate is considered. Hence, the bottom boundary condition [15] can be modified as

$$\frac{\partial \phi}{\partial z} \Big|_{z=0} = C(x, y, t), \quad (2)$$

where $C(x, y, t)$ is the downward superfluid velocity at the bottom surface ($z = 0$) that is dependent on both space(x, y) and time(t) coordinates and vanishes when $x, y \rightarrow \pm\infty$. To avoid repetitive terminologies, we will hereafter call this velocity function $C(x, y, t)$ as Damping Function (DF), since it causes damping of the wave energy. The main objective of this work is to find the analytic dependence of the DF on the surface wave profile. On the film vapor interface, we have a nonlinear variable boundary condition [2, 15] as,

$$\frac{\partial z_1}{\partial t} + \left(\frac{\partial \phi}{\partial x}\right)_1 \frac{\partial z_1}{\partial x} + \left(\frac{\partial \phi}{\partial y}\right)_1 \frac{\partial z_1}{\partial y} - \left(\frac{\partial \phi}{\partial z}\right)_1 = 0. \quad (3)$$

The index 1 refers to the quantities in the film vapor interface and $z_1 = d + a(x, y, t)$ where $a(x, y, t)$ is the departure of the film surface from the equilibrium position. Another nonlinear boundary condition [2, 15] in the film vapor interface is given as

$$\left(\frac{\partial \phi}{\partial t}\right)_1 + (1/2)(\nabla \phi)^2 - \frac{\sigma}{\rho} \left(\frac{\partial^2 a}{\partial x^2} + \frac{\partial^2 a}{\partial y^2}\right) + g_1 a - (1/2) \frac{g_2}{d} a^2 = 0. \quad (4)$$

The last two terms in equation (4) comes from the expansion of the Van der Waals force term [6, 15] with $g_1 = \frac{3\alpha}{d^4}$ and $g_2 = \frac{12\alpha}{d^4}$, where α is the Van der Waals constant. ρ and σ represent the density and surface tension respectively. Following [2, 15], we expand $\phi(x, y, z, t)$ in a series as

$$\phi(x, y, z, t) = \sum_{n=0}^{\infty} \phi_n(x, y, t) z^n. \quad (5)$$

Using (2) in (5) we get the function $\phi_1(x, y, t)$ as

$$\phi_1(x, y, t) = C(x, y, t). \quad (6)$$

Following the recursive procedure [2, 15], we can write the velocity potential function $\phi(x, y, z, t)$ as

$$\phi(x, y, z, t) = \sum_{n=0}^{\infty} \frac{(-1)^n}{2n!} \phi_{(02n)} z^{2n} + \sum_{n=0}^{\infty} \frac{(-1)^n}{(2n+1)!} C_{2n} z^{2n+1}, \quad (7)$$

where

$$\phi_{(02n)} = \frac{\partial^{2n}\phi_0}{\partial x^{2n}} + \frac{\partial^{2n}\phi_0}{\partial y^{2n}}, \quad C_{2n} = \frac{\partial^{2n}C}{\partial x^{2n}} + \frac{\partial^{2n}C}{\partial y^{2n}}. \quad (8)$$

The second term of (7) comes from the DF (as discussed before) into the substrate. We study the dynamics of localized surface wave perturbations of long wavelength and small but finite amplitude in the saturated superfluid film thickness. Following reductive Perturbation method [2, 15] we expand ϕ_0 , a and C in powers of a small perturbation parameter ϵ as

$$a(x, y, t) = \epsilon a_1(x, y, t) + \epsilon^2 a_2(x, y, t) + O(\epsilon^3), \quad (9)$$

$$\phi_0(x, y, t) = \epsilon^{1/2} \phi_0^{(1)}(x, y, t) + \epsilon^{3/2} \phi_0^{(2)}(x, y, t) + O(\epsilon^{5/2}), \quad (10)$$

$$C(x, y, t) = \epsilon^{5/2} C^{(1)}(x, y, t) + \epsilon^{7/2} C^{(2)}(x, y, t) + O(\epsilon^{9/2}), \quad (11)$$

where ϵ is a measure of smallness of the perturbation quantities. The series of the term $C(x, y, t)$ is different in powers of small parameter ϵ because it's magnitude is assumed to be weak. Using the moving frame transformation [15]

$$\xi = x + C_3 t, \quad t \rightarrow t, \quad (12)$$

where C_3 is the frame velocity and the asymmetric scaling [1] on the space and time coordinates

$$\bar{x} = \epsilon^{1/2} \xi, \quad \bar{y} = \epsilon y, \quad \bar{t} = \epsilon^{3/2} t \quad (13)$$

we get the following equations for the perturbation quantities at the order of $\epsilon^{3/2}$ and $\epsilon^{5/2}$ respectively from equations (3) and (4).

$$C_3 \frac{\partial a_1}{\partial \bar{x}} + d \frac{\partial^2 \phi_0^{(1)}}{\partial \bar{x}^2} = 0, \quad (14)$$

$$g_1 \frac{\partial a_1}{\partial \bar{x}} + C_3 \frac{\partial^2 \phi_0^{(1)}}{\partial \bar{x}^2} = 0, \quad (15)$$

$$C_3 \frac{\partial^2 \phi_0^{(2)}}{\partial \bar{x}^2} - \frac{1}{2} C_3 d^2 \frac{\partial^4 \phi_0^{(1)}}{\partial \bar{x}^4} + \frac{\partial}{\partial \bar{t}} \frac{\partial \phi_0^{(1)}}{\partial \bar{x}} + \frac{1}{2} \frac{\partial}{\partial \bar{x}} \left(\frac{\partial \phi_0^{(1)}}{\partial \bar{x}} \right)^2 - \frac{\sigma}{\rho} \frac{\partial^3 a_1}{\partial \bar{x}^3} + g_1 \frac{\partial a_2}{\partial \bar{x}} - \frac{g_2}{d} a_1 \frac{\partial a_1}{\partial \bar{x}} = 0, \quad (16)$$

$$C_3 \frac{\partial a_2}{\partial \bar{x}} + \frac{\partial a_1}{\partial \bar{t}} + d \frac{\partial^2 \phi_0^{(2)}}{\partial \bar{x}^2} - \frac{1}{6} d^3 \frac{\partial^4 \phi_0^{(1)}}{\partial \bar{x}^4} + \frac{\partial a_1}{\partial \bar{x}} \frac{\partial \phi_0^{(1)}}{\partial \bar{x}} + a_1 \frac{\partial^2 \phi_0^{(1)}}{\partial \bar{x}^2} + d \frac{\partial^2 \phi_0^{(1)}}{\partial \bar{y}^2} = C^{(1)}. \quad (17)$$

From $\epsilon^{3/2}$ order calculations we get

$$C_3^2 = g_1 d, \quad (18)$$

where it is assumed that $a_1, \phi_0^{(1)} \rightarrow 0$ as $x, y \rightarrow \pm\infty$. Finally at $\epsilon^{5/2}$ order, we get the forced Kadomtsev Petviashvili (fKP) equation [1] as the free surface evolution equation having the following form.

$$A_1 \frac{\partial a_1}{\partial \bar{t}} + A_2 a_1 \frac{\partial a_1}{\partial \bar{x}} + A_3 \frac{\partial^3 a_1}{\partial \bar{x}^3} - A_4 \frac{\partial^2}{\partial \bar{y}^2} \int a_1 d\bar{x} = A_5 C^{(1)}, \quad (19)$$

where the coefficients are given as

$$A_1 = \frac{2}{d}, \quad A_2 = \left(\frac{g_2}{d C_3} - \frac{3 C_3}{d^2} \right), \quad A_3 = \left(\frac{\sigma}{\rho C_3} - \frac{d C_3}{3} \right), \quad A_4 = \frac{g_1}{C_3}, \quad A_5 = \frac{1}{d}. \quad (20)$$

There are two types of KP equations namely KP-I and KP-II [1] depending on the sign of the coefficients. We divide each coefficients of equation (19) by A_1 and redefine new coefficients as

$$\tilde{A} = \frac{A_2}{A_1} = \frac{C_3}{2d}, \quad \tilde{B} = \frac{A_3}{A_1} = \frac{1}{2C_3} \left(\frac{\sigma d}{\rho} - \frac{g_1 d^3}{3} \right), \quad \tilde{C} = \frac{A_4}{A_1} = \frac{g_1 d}{2C_3}, \quad \tilde{D} = \frac{A_5}{A_1} = \frac{1}{2}. \quad (21)$$

The sign of \tilde{B} , depends on the size of the thickness d , and changes sign at the critical thickness $d_c = \sqrt{\frac{\rho\sigma}{g_1}}$, which in this case is of the order of 10^{-7} cm. Hence in case of a very thin film consisting of a few atomic layers [5], the surface tension effect is completely neglected. In this work, we have considered saturated film whose thickness d is larger than the critical value d_c , hence the surface tension plays a vital role in the surface wave dynamics. This means that coefficients \tilde{A} , \tilde{B} and \tilde{C} are all positive. We can reduce equation (19) as

$$\frac{\partial a_1}{\partial \bar{t}} + \tilde{A} a_1 \frac{\partial a_1}{\partial \bar{x}} + \tilde{B} \frac{\partial^3 a_1}{\partial \bar{x}^3} - \tilde{C} \frac{\partial^2}{\partial \bar{y}^2} \int a_1 d\bar{x} = \frac{1}{2} C^{(1)}, \quad (22)$$

where the RHS term ($= \frac{1}{2} C^{(1)}$) comes from the first order perturbation term in DF. Rescaling variables as $a_1 = \frac{6\tilde{B}}{A} U$, $\bar{t} = \frac{T}{B}$, $\bar{x} = X$, $\bar{y} = \sqrt{\frac{3\tilde{C}}{B}} Y$ and $C^{(1)} = \frac{12\tilde{B}^2}{A} f$ we get from (22)

$$\frac{\partial U}{\partial T} + 6U \frac{\partial U}{\partial X} + \frac{\partial^3 U}{\partial X^3} - \int 3 \frac{\partial^2 U}{\partial Y^2} dX = -f. \quad (23)$$

Thus we have got a forced KP equation as the nonlinear dynamical equation for free surface of the film. We put a negative sign by hand in RHS of (23) because the DF is directed downward i.e in -z direction. We will refer hereafter, the function f as the scaled Damping Function (sDF) for mathematical convenience which vanishes when $X, Y \rightarrow \pm\infty$. In the following sections, we will explore the dynamical features of U for various functional forms of the sDF : $f(X, Y, T)$.

III. LUMP WAVE DYNAMICS

Since we considered saturated film ($\sim 10^{-6}$ cm) hence we have got forced KP-I equation because the surface tension effect is dominant which can be seen from (23). It is well known that all completely integrable equations possess soliton solutions [2] which are exponentially localized solutions in certain directions. Whereas lump solutions are special kind of rational function solutions which are localized in all directions in the space. Exact lump solutions are found in many systems such as KP-I equation [21], three-dimensional three-wave resonant interaction system [22], B-KP equation [23], Davey-Stewartson-II equation [21], Ishimori-I equation [24] etc. Recently a new completely integrable nonlinear evolution equation possessing lump solution in (2+1) dimension has been developed [25, 26] which is known as Kundu-Mukherjee-Naskar (KMN) equation [27–30]. Since lump wave solutions play an important role in describing localized density/ surface wave fluctuations in various physical systems, we will explore the lump wave dynamics of Eq. (23) for various forcing functions f . We know that N-line soliton states are unstable for KP-I equation whereas lump solutions are stable [1]. The dynamics of the rational lump wave solutions of Eq. (23) for different functional forms of f are discussed below.

A. Time dependent sDF i.e $f = f(T)$

Generally, any perturbation to an integrable system spoils its integrability and exact solvability. However for some specific situations, exact solution is possible when the forcing function obeys certain conditions. Let us first consider the simple case by considering the downward superfluid velocity into the substrate is time dependent i.e. $f = f(T)$. As discussed before, the effect of the function $f(T)$ vanishes at infinite distance from the region of consideration. In that case the equation (23) becomes exactly solvable. We use a shift $\bar{U} = U + \int f(T) dT$ and translate to a new

coordinate $\tilde{X} = X + a(T)$, $\tilde{Y} = Y$, $\tilde{T} = T$, where $a(T)$ is an arbitrary function of time. If we choose $a(T)$ such that

$$\frac{da}{dT} = 6 \int f(T) dT \longrightarrow \frac{d^2 a}{dT^2} = 6f(T), \quad (24)$$

then equation (23) becomes

$$\frac{\partial \bar{U}}{\partial \tilde{T}} + 6\bar{U} \frac{\partial \bar{U}}{\partial \tilde{X}} + \frac{\partial^3 \bar{U}}{\partial \tilde{X}^3} - 3 \frac{\partial^2 \bar{U}}{\partial \tilde{Y}^2} \int \bar{U} d\tilde{X} = 0, \quad (25)$$

which is nothing but KP-I equation. The simple one lump solution of (25) is given by

$$\bar{U} = 4 \frac{-\{\tilde{X} + k_1 \tilde{Y} + 3(k_1^2 - m_1^2) \tilde{T}\}^2 + m_1^2 (\tilde{Y} + 6k_1 \tilde{T})^2 + \frac{1}{m_1^2}}{\{\{\tilde{X} + k_1 \tilde{Y} + 3(k_1^2 - m_1^2) \tilde{T}\}^2 + m_1^2 (\tilde{Y} + 6k_1 \tilde{T})^2 + \frac{1}{m_1^2}\}^2}, \quad (26)$$

where k_1, m_1 are real parameters. Now moving to the old variables we get,

$$U = 4 \frac{[-\{X + a(T) + k_1 Y + 3(k_1^2 - m_1^2) T\}^2 + m_1^2 (Y + 6k_1 T)^2 + \frac{1}{m_1^2}]}{[\{X + a(T) + k_1 Y + 3(k_1^2 - m_1^2) T\}^2 + m_1^2 (Y + 6k_1 T)^2 + \frac{1}{m_1^2}]^2} - \int f(T) dT, \quad (27)$$

where $a(T)$ is given by (24). Now we will discuss various situations for time dependent sDF.

1. $f = \text{Constant}$

As the simplest case we consider $f = \text{constant}$, which means there is a constant downward superfluid velocity at the bottom surface. For unforced KP-I equation (when $f = 0$), the 3D plot of the lump solution (27) in the $X - Y$ plane at a given time is shown in FIG. 2. We can see that the lump wave decreases rapidly as $X, Y \rightarrow \pm\infty$ showing its localized nature.

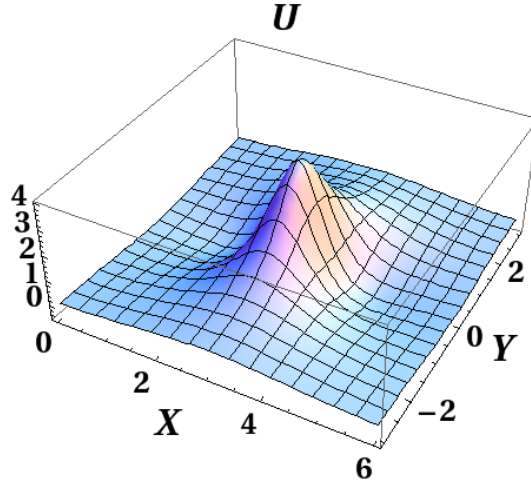


FIG. 2: **3D plot of the lump solution (27) in the $X - Y$ plane for unforced KP-I equation ($f = 0$) at $T = 1$ with $k_1 = 0, m_1 = 1$. We can see that the lump wave decreases rapidly as $X, Y \rightarrow \pm\infty$ showing its localized nature.**

For $f = C_k = \text{constant}$, we get $a(T) = 3C_k T^2 + b_1 T + b_2$ from (24) where b_1, b_2 are arbitrary integration constants which we can neglect here for simplicity. FIG. 3(a) shows the 3D plot of solution (27) in the $X - Y$ plane for $f = C_k = 1$, at $T = 1$. We see that the wave is shifted and its amplitude is decreased compared with FIG. 2. The effect of this nontrivial sDF can be clearly seen in FIG. 3(b) where the wave is plotted in $X - T$ plane. Due to the time dependent nonlinear function $a(T)$ in the lump wave solution (27) the solution gets curved in $X - T$ plane.

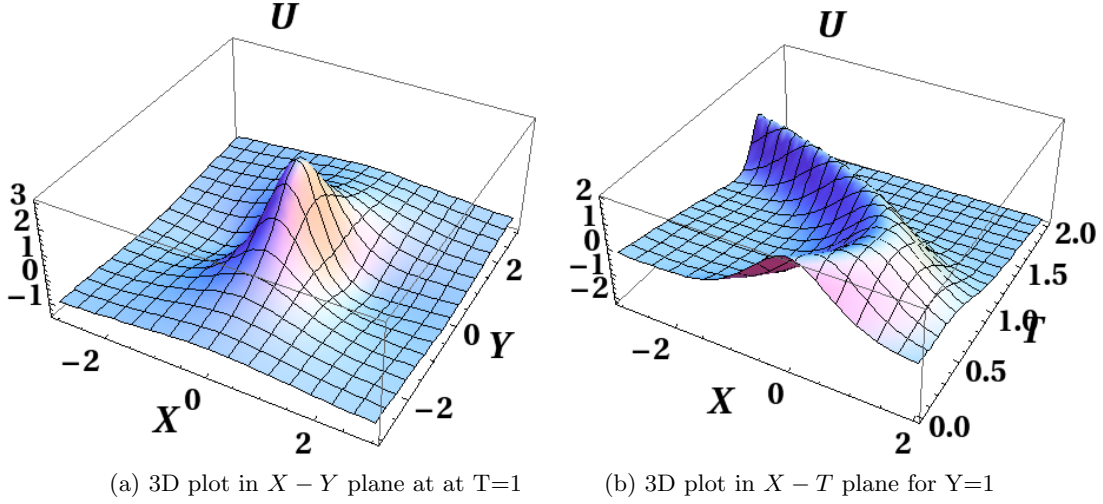


FIG. 3: **3D plots of the lump solution (27) in the $X - Y$ and $X - T$ plane respectively for ($f = C_k = 1$) with $k_1 = 0, m_1 = 1$. The dependence of the nonzero constant sDF on the lump solution (27) is clearly seen.**

To observe the effect of the constant sDF (C_k) on the free surface lump wave solution (27), we have to concentrate on the solution (27). For the choice of parameters $k_1 = 0, m_1 = 1$ (which we have chosen in the previous plots) we can write down the solution (27) as

$$U = \frac{4[-\{X + (3C_k T - 3)T\}^2 + Y^2 + 1]}{[\{X + (3C_k T - 3)T\}^2 + Y^2 + 1]^2} - TC_k, \quad (28)$$

where $a(T) = 3C_k T^2$ for constant $f = C_k$, as we have discussed before. At infinite distance from the region of observation, we can neglect the effect of this constant sDF.

1. We can see an interesting feature of the lump wave dynamics from Eq. (28). We see that the velocity of the wave is time dependent i.e, $V(T) = 3(C_k T - 1)$. When T increases from zero, the lump wave propagates along positive direction of X axis.
2. For $T_c = \frac{1}{C_k}$ (for the given choice of parameters), the velocity becomes zero and the wave stops instantaneously.
3. For further increase of time, the wave moves towards opposite direction i.e, towards negative X axis and continues its motion.
4. Now if we concentrate on the wave fluctuations at the origin i.e at $X = Y = 0$, we can get the plots of FIG. 4 for different constant values of C_k . We can see that, when T increases the amplitude decreases at origin ($X = Y = 0$) because the wave moves away from origin towards positive X axis. After $T = T_c$ as we have discussed, the wave reverses its motion and starts to come towards origin, then the amplitude at origin again increases (described by the hump structures in plots 4(b) – 4(d)). After crossing origin the wave moves away towards negative X axis, hence the amplitude at origin again decreases as shown in the plots. Depending on the values of C_k , the reflection of wave occurs at different time T_c which are shown in plots 4(b) – 4(d).
5. A decaying background term ($-TC_k$) appears in (28) which comes from the second term of Eq. (27). It is not interesting because it does not propagate with time. It can be explained as, the wave height U continuously decreases due to a constant leakage ($f = C_k$) of superfluid into the substrate. Hence due to this secular background term the equilibrium wave height which is $\gg U$, decreases significantly at large time.

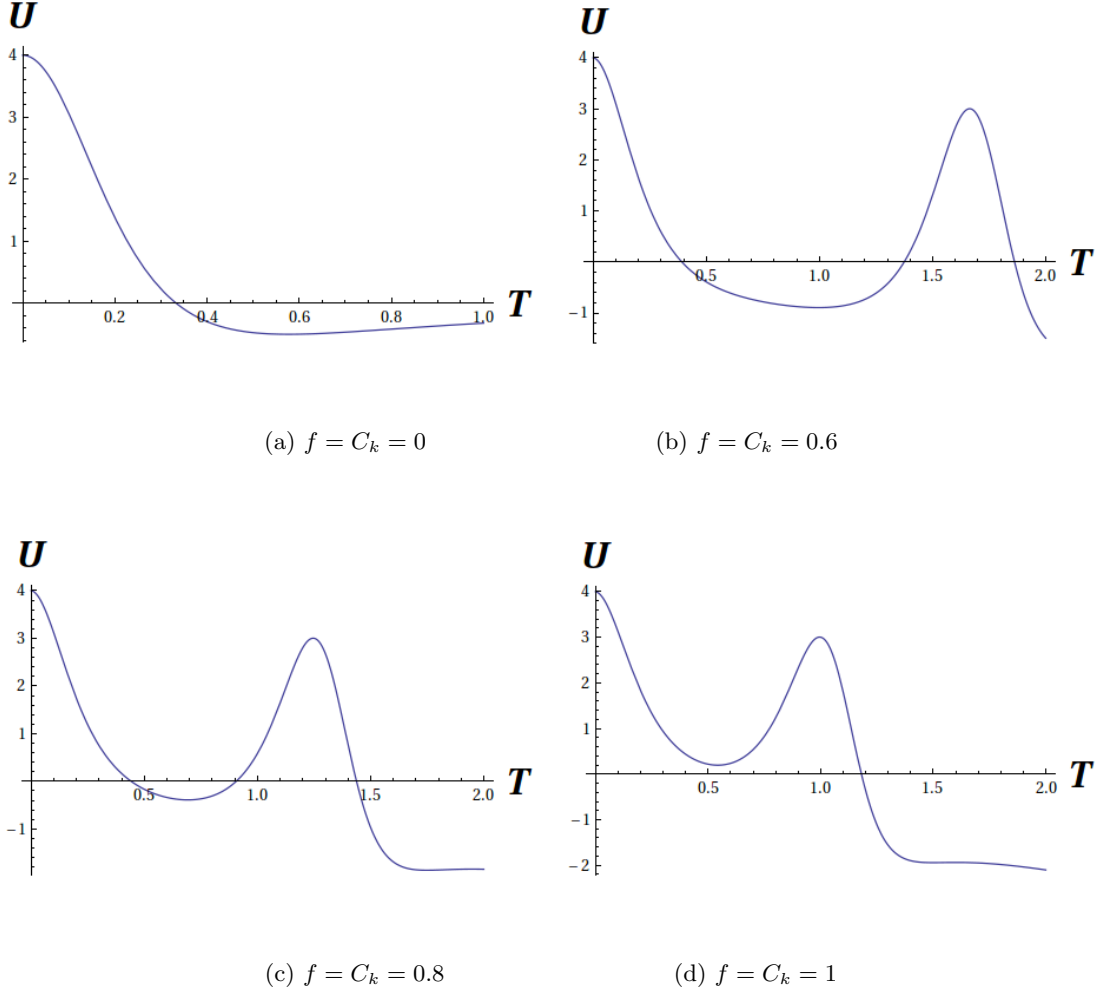


FIG.4 : We plot the lump wave solution (28) at the origin ($X = Y = 0$) with time T for various values of the constant C_k with $k_1 = 0, m_1 = 1$. It is clear from the figure that the wave moving along positive X axis gets reversed at time $T = T_c = 1/C_k$ and continues to move along negative X axis as discussed in the main text. Hence the wave amplitude at the origin decreases and then again increases which is shown by the hump like structures in the plots.

2. $f = \sin(\Omega T)$ where Ω is constant parameter

Now as an extension to the previous study, we consider a time dependent sDF. Depending on the real physical condition, the functional form of f may be different. As an example we consider a sinusoidal term as $f = \sin(\Omega T)$ where Ω is a constant parameter. Then the function $a(T)$ can be calculated from (24) as $a(T) = -\frac{6}{\Omega^2} \sin \Omega T$ where arbitrary constants have been neglected like before. FIG. 5 shows the 3D plot of the lump wave solution (27) in the $X - T$ plane for $Y = 1$. Due to the sinusoidal form of $a(T)$, the velocity of the wave changes according to this oscillating function. Hence the wave continuously changes it's direction of motion which can be seen from FIG. (5). Similar to FIG. 4, we plot the wave dynamics at $X = Y = 0$ for two values of Ω .

We can choose different functional forms of $f(T)$ depending on the porous structure of the substrate. The sDF should be chosen accordingly to explain the real wave dynamics. Obviously such effect of sDF on the surface lump wave profile U vanishes at infinite distance i.e, when $X, Y \rightarrow \pm\infty$.

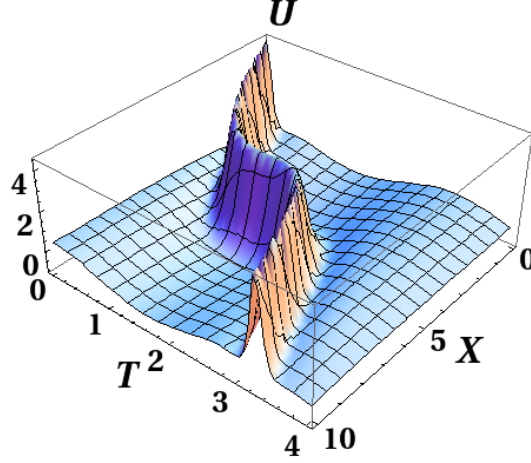


FIG. 5: 3D plot of the solution (27) in $X - T$ plane at $Y = 1$ for $a(T) = -\frac{6}{\Omega^2} \sin \Omega T$ with $k_1 = 0, m_1 = 1$. It is seen from the plot that the wave changes its direction of motion continuously along X axis since it's velocity depends on the sinusoidal function $a(T)$.

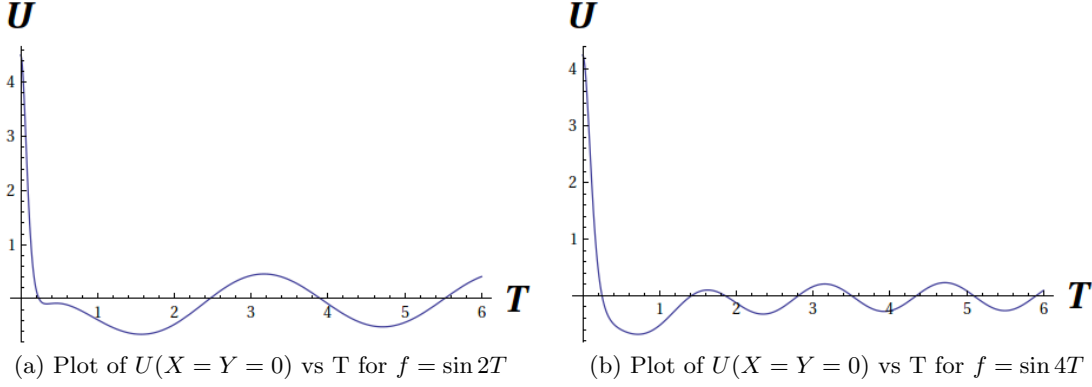


FIG. 6: We plot the lump wave solution (27) at the origin ($X = Y = 0$) with time T for $f = \sin \Omega T$ ($\Omega = 2, 4$) with $k_1 = 0, m_1 = 1$. It is clear from the figure that the wave reverses its direction of motion continuously along X axis. Hence the wave amplitude at the origin also oscillates which is shown in the plots.

B. Space - time dependent sDF i.e $f = f(X, Y, T)$

Finally, we discuss the most general case that is when the downward velocity function f depends on both space-time coordinates (X, Y, T) . In that case, the exact solution of (23) becomes difficult. Although, it can be solved for a situation when the forcing function satisfies a definite nonholonomic constraint. Soliton equations with self-consistent sources are important problems in many branches of physics and applied mathematics. The special lump wave solution of (23) can be evaluated following [34] where the external forcing function satisfies a constraint. But in real experimental conditions, such solutions are not very relevant because the wave and the sDF does not usually satisfy such kind of constraint. Nevertheless, the solution is interesting in terms of mathematical point of view, hence the derivation of the solution is shown in Appendix.

For obtaining a general, physically relevant lump wave solution of (23), we use perturbation method which is discussed below. For a general choice of $F(= \frac{\partial f}{\partial X})$, Eq. (23) can be solved via perturbation technique if the downward velocity function $F(X, Y, T)$ is assumed to be fast compared to the evolution scale of the unforced equation. This suggests the introduction of two time scales

in the mathematical procedure. The effect of rapid forcing on some evolution equations has been investigated in [31–33]. In [33], two-dimensional perturbed KP equation has been considered and solved for general initial conditions and forcing functions. We follow the method from [33] to derive the full perturbative solution of our system (23).

1. Perturbation method for rapidly varying superfluid velocity function, F

We assume that the function, F (which is the space derivative of sDF into the substrate i.e, f_X) is a rapidly varying function i.e, $F = F(X, Y, T/\epsilon_1)$, where $0 < \epsilon_1 \ll 1$. Following [32], we introduce a fast time scale, $\tau = T/\epsilon_1$ in the calculation where ϵ_1 is a small parameter. In that case, the time derivatives transform according to the rule $\frac{\partial}{\partial T} \rightarrow (1/\epsilon_1) \frac{\partial}{\partial \tau} + \frac{\partial}{\partial T}$. Applying these transformations to (23) we get

$$(U_T + 6UU_X + U_{XX})_X - 3U_{YY} + \frac{1}{\epsilon_1}U_{X\tau} = -F(X, Y, \tau), \quad (29)$$

where subscripts denote partial derivatives. We expand the wave profile, U in a series of small parameter ϵ_1 as,

$$U(X, Y, T, \tau) = \sum_{n=0}^{\infty} U_n(X, Y, T, \tau) \epsilon_1^n. \quad (30)$$

Transforming (29) accordingly and equating coefficients of different powers of ϵ_1 to zero we get the following evolution equations for perturbation quantities.

$O(1/\epsilon_1)$:

$$U_{0X\tau} = 0. \quad (31)$$

$O(1)$:

$$U_{0XT} + 6(U_0U_{0X})_X + U_{0XXX} - 3U_{0YY} + U_{1X\tau} = -F. \quad (32)$$

$O(\epsilon_1)$:

$$U_{1XT} + 6(U_0U_{1X})_X + 6(U_1U_{0X})_X + U_{1XXX} - 3U_{1YY} + U_{2X\tau} = 0. \quad (33)$$

Our aim would be to solve these perturbation quantities at each order to evaluate the full perturbative solution. Integrating Eq. (31) twice we get,

$$U_0(X, Y, T, \tau) = V_0(X, Y, T) + W(Y, T, \tau), \quad (34)$$

where V_0, W are two new functions to be determined later. For lump solutions, the wave vanishes as $X \rightarrow \pm\infty$ with fixed Y making $W(Y, T, \tau) = 0$. Now we can write

$$U_0(X, Y, T, \tau) = V_0(X, Y, T), \quad (35)$$

where $V_0(X, Y, T)$ will be determined in next order. We can see that the zeroth order wave profile U_0 , does not depend on the fast time scale τ . This is evident because when $\epsilon_1 = 0$, there is no forcing function hence we get the lump solution of unperturbed KP equation. From (32) we can separate out two equations as τ independent and τ dependent parts respectively using (35) as,

$$V_{0XT} + 6(V_0V_{0X})_X + V_{0XXX} - 3V_{0YY} = 0, \quad (36)$$

$$U_{1X\tau} = -F(X, Y, \tau). \quad (37)$$

Thus we see that V_0 satisfies unforced KP-I equation. Now, solving (37) we get,

$$U_1(X, Y, T, \tau) = V_1(X, Y, T) + G_1(X, Y, T, \tau), \quad G_1(X, Y, T, \tau) = - \int \int F(X, Y, \tau) dX d\tau, \quad (38)$$

where $V_1(X, Y, T)$ will be determined in next order. Hence the forcing function F comes into the solution at $O(\epsilon_1)$. From (33) we again separate out two equations as τ independent and τ dependent parts respectively using previous results as,

$$V_{1XT} + 6(V_0 V_{1X})_X + 6(V_1 V_{0X})_X + V_{1XXX} - 3V_{1YY} = 0, \quad (39)$$

$$G_{1XT} + 6(V_0 G_{1X})_X + 6(G_1 V_{0X})_X + G_{1XXX} - 3G_{1YY} + U_{2X\tau} = 0. \quad (40)$$

Differentiating (36) w.r.to X , we can easily see that (39) is identical if we take $V_1 = V_{0X}$. Integrating (40) we get,

$$U_2(X, Y, T, \tau) = V_2(X, Y, T) + G_2(X, Y, T, \tau), \quad (41)$$

where

$$G_2(X, Y, T, \tau) = - \int \{G_{1T} + 6(V_0 G_{1X}) + 6(G_1 V_{0X}) + G_{1XXX} - 3 \int G_{1YY} dX\} d\tau. \quad (42)$$

Following the same procedure we can get $V_2(X, Y, T)$ in the next order as $V_2 = \frac{1}{2} V_{0XX}$. Thus we can finally summarize the solutions at different orders in the following manner:

$$U_0(X, Y, T, \tau) = V_0(X, Y, T), \quad (43)$$

$$U_1(X, Y, T, \tau) = V_1(X, Y, T) + G_1(X, Y, T, \tau),$$

$$G_1(X, Y, T, \tau) = - \int \int F(X, Y, \tau) dX d\tau, \quad V_1(X, Y, T) = V_{0X}, \quad (44)$$

$$U_2(X, Y, T, \tau) = V_2(X, Y, T) + G_2(X, Y, T, \tau),$$

$$G_2(X, Y, T, \tau) = - \int \{G_{1T} + 6(V_0 G_{1X}) + 6(G_1 V_{0X}) + G_{1XXX} - 3 \int G_{1YY} dX\} d\tau,$$

$$V_2(X, Y, T) = \frac{1}{2} V_{0XX}. \quad (45)$$

Hence the solutions at different orders depend on the unperturbed KP-I solution and on the function F . Till now we have not discussed the role of the choice of initial conditions to the solutions. We will simplify the expression of full perturbative solution for a given initial condition and forcing function in the next subsection.

2. Role of initial conditions

Let us consider that Eq. (29) is to be solved with an initial condition (IC) : $U(X, Y, 0, 0) = g(X, Y)$. In [33], authors have discussed in detail how the initial conditions and the system functions must be self consistently related to each other. In that paper, they have deduced that when the initial data enter at leading order only, inconsistencies can arise in the higher-order problems. On the other hand when the initial data influences all terms in the perturbation expansion, such inconsistencies can be avoided by an appropriate choice of initial conditions at each order. For a more general treatment, we have considered the second case where the initial data influences all terms in the perturbation expansion such that

$$U_j(X, Y, 0, 0) = g_j(X, Y), j \geq 0, \quad (46)$$

where $g_1(X, Y), g_2(X, Y)$ are ICs at first and second order respectively. Let us consider that the forcing function is of the form

$$F(X, Y, \tau) = R(X, Y)S(\tau). \quad (47)$$

In this work, as an example we will consider a given form of $s(\tau)$ to calculate the full perturbative solution. Hence, from (38) we get

$$\int R(X, Y) dX = \frac{V_{0X}(X, Y, 0)}{\int S(\tau) d\tau|_{\tau=0}}. \quad (48)$$

If we chose $S(\tau) = \sin(\Gamma\tau)$ where Γ is constant, then we can get ultimately,

$$R(X, Y) = -\Gamma V_{0XX}(X, Y, 0). \quad (49)$$

Hence we can write the expression of the forcing function from (47) as

$$F(X, Y, \tau) = -\Gamma V_{0XX}(X, Y, 0) \sin \Gamma\tau, \quad f(X, Y, \tau) = -\Gamma V_{0X}(X, Y, 0) \sin \Gamma\tau. \quad (50)$$

Thus we can evaluate the functions G_1, G_2 appearing in (38), (42) respectively for the specific form of F derived in (50) as

$$G_1(X, Y, T, \tau) = V_{0X} \cos \Gamma\tau, \quad G_2(X, Y, T, \tau) = 0. \quad (51)$$

Thus we can identify that the ICs at first and second orders are, $g_1(X, Y) = 2V_{0X}$, $g_2(X, Y) = \frac{V_{0XX}}{2}$ respectively i.e, self consistently related to the solution of unforced KP-I equation as discussed in [33].

3. Full perturbative solution

Finally we can write the full perturbative solution up to $O(\epsilon_1^2)$ as

$$U(X, Y, T, \tau) = [V_0(X, Y, T) + \epsilon_1 \{V_{0X}(1 + \cos \Gamma\tau)\} + \epsilon_1^2 \{\frac{1}{2} V_{0XX}(X, Y, T)\} + O(\epsilon_1^3)], \quad (52)$$

where $V_0(X, Y, T)$ is the solution of unforced KP-I equation. Similarly the downward leakage velocity function under consideration i.e, F or f as defined in (23) is given in Eq. (50). Similar to our previous analysis we plot the perturbative solution (52) at the origin ($X = Y = 0$) with time T in FIG. 7 for $f = 0$ (unperturbed case) and $f = -\Gamma V_{0X}(X, Y, 0) \sin \Gamma\tau$ ($\Gamma = 2, 4$) as given in (50).

IV. DISCUSSIONS AND CONCLUSIVE REMARKS

Superfluid films are generally described by a two fluid model containing two interpenetrating fluids : a normal fluid component and a superfluid component. Each fluid components are governed by different dynamical equations. The superfluid component flows without viscosity. In previous scientific literatures [5, 6], it is proved that surface waves can exist in superfluid thin ^4He films, and those waves are called “third sound”. In that case, the superfluid component oscillates parallel to the substrate while the normal fluid component is held stationary by viscosity. Measurement of “third sound” is one of the important technique in this field to determine various properties of the film. It is shown in [6], that the measurement of “third sound” becomes considerably easier for saturated film compared to thin film due to smaller wave velocity. In this work, by introducing an external leakage function f which is referred as sDF in the text, we have achieved to change the velocity of the lump surface wave. Hence by a suitable choice of f in this model, we can ease the “third sound ” measurement by decreasing the wave speed. In previous scientific literatures, the surface wave dynamics of saturated superfluid ^4He film has been considered in very few cases [6, 15]. In [6], KdV equation was derived as surface wave evolution equation where thermomechanical force was neglected. The resulting solitary waves derived from KdV equation were “cold”, in contrast to the solitary wave of very thin film. Whereas in [15], KP equation was derived in case of saturated superfluid film with the inclusion of weak transverse effects. But in all such cases trivial bottom boundary condition has been considered such that there is no downward superflow into the substrate. But in case of porous substrates [17, 18] such conditions must change. In shallow water long wave systems in (1+1) dimensions, such nontrivial bottom

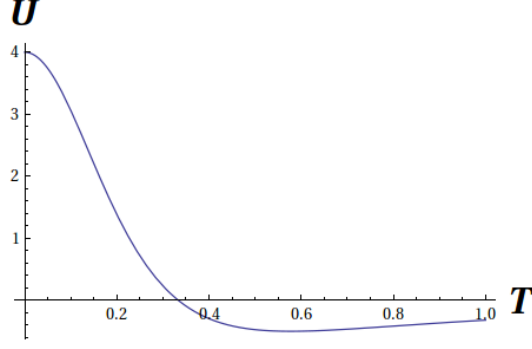
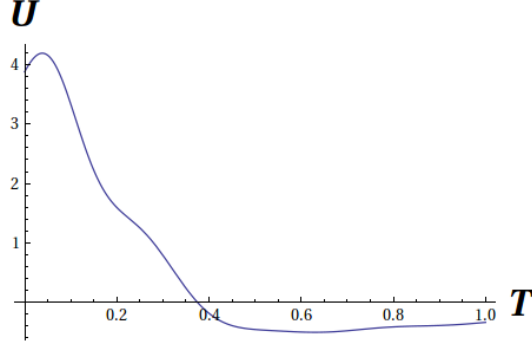
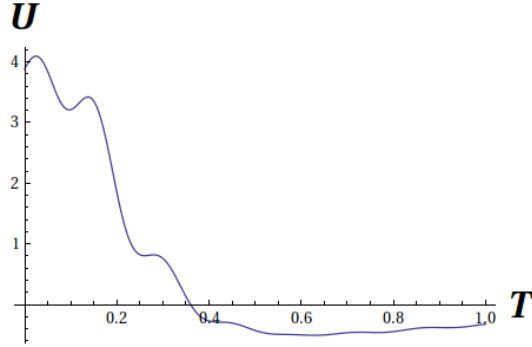
(a) $f = 0$ (b) $f(X, Y, \tau) = -2 V_{0X}(X, Y, 0) \sin 2\tau$ (c) $f(X, Y, \tau) = -4 V_{0X}(X, Y, 0) \sin 4\tau$

FIG.7: We plot the full perturbative solution of the lump wave (52) at the origin ($X = Y = 0$) with time T for $f = 0$ (unperturbed case) and $f = -\Gamma V_{0X}(X, Y, 0) \sin \Gamma \tau$ ($\Gamma = 2, 4$) with $k_1 = 0, m_1 = 1$ as discussed in (50). Due to the sDF with the form given in (50) the perturbative wave profile at origin fluctuates as seen from the figures. This fluctuations actually describe the continuous change of direction of motion of the wave along X axis due to sDF.

boundary condition has been considered in [19, 20]. Phase and amplitude modifications of solitary waves of perturbed KdV equation has been obtained analytically. But in present problem, two dimensional effects are present and surface tension plays an effective role in the dynamics which is neglected in long water wave system. So, the effects of nontrivial bottom boundary conditions on the dynamics of lump solutions of superfluid ^4He film has not been evaluated analytically till now as far as our knowledge goes. Hence, those derived lump solutions in this article may be useful in relevant practical situations. Although we admit that for a more accurate modeling of such complicated system, the microscopic picture of the fluid - substrate interface like the pore size,

pore pressure etc should be taken into account. In case of a weak yet finite vertical superflow, the Van der Waals coefficient, depth of the film etc should be time dependent. Also the effect of temperature gradient may affect the wave dynamics. As an initial attempt to this new problem we have used a simplistic condition and used the technique of superfluid hydrodynamics. Such analytic study may be refined later in order to consider more realistic situation.

In conclusion we can say that, we have considered saturated superfluid ^4He film, with nontrivial bottom boundary conditions. In such situations, there is a very weak yet finite superfluid velocity into the substrate. For example, Nuclepore is a polycarbonate sheet which is around 10 micron thick, can be used as porous substrate For ^4He film. In such cases, due to a very weak superflow into the substrate the bottom boundary condition will change, which will affect the dynamics of the surface waves. In case of saturated films, the effect of surface tension plays a decisive role in the surface wave propagation. We have shown that, in presence of very weak bottom boundary conditions, the dynamics of the free surface is governed by forced Kadomtsev Petviashvili-I equation, with the forcing function depending on downward superfluid velocity in the substrate. Since, for KP-I equation, line solitons are unstable where as rational lump solutions are stable, so we have tried to concentrate on the dynamics of the simple one lump solution of obtained evolution equation. If the downward superfluid velocity depends only on time, then the system becomes exactly solvable. We have shown how such weak superfluid velocity affects the structure of lump solutions. If the leakage velocity depends on both space and time co ordinates, then exact solution becomes difficult. It is solved by perturbative technique, when there exist two times scales. If the leakage velocity function varies rapidly compared to the time evolution scale of unperturbed equation then it can be solved by perturbative method. In such case, the forcing functions become related self consistently with the initial conditions. Plots of one lump solution in presence of such kind of leakage are shown. Since such kind of analytical treatment with nontrivial bottom boundary effects on superfluid ^4He film is new as far as our knowledge goes it may have its useful applications and may pave new direction of research.

V. APPENDIX : EXACT LUMP WAVE SOLUTION OF THE FORCED KP-I EQUATION (23) FOR SPACE TIME DEPENDENT FORCING FUNCTION $f(X, Y, T)$

We can derive one lump solution of our fKP equation (23) following the method shown in [34] if the function f , present in (23) is written as $f = 8(|\psi|^2)_X$ where the function ψ satisfies the nonholonomic constraint (53). Then the fKP equation (23) can be written as

$$\begin{aligned} [U_T + 6UU_X + U_{XXX}]_X - 3U_{YY} &= -8(|\psi|^2)_{XX}, \\ i\psi_Y &= \psi_{XX} + U\psi, \end{aligned} \quad (53)$$

where subscripts in each function denote partial derivatives. Obviously the solution is relevant for a special physical condition when the function ψ has dependence on spatial coordinates given by (53). Then the exact one lump wave solution U of (53) along with the function ψ can be written as

$$\begin{aligned} U &= 2[\ln(F)]_{XX}, \quad \psi = \frac{G}{F}, \quad F = 1 + \xi_1^2 + \xi_2^2, \quad G = G_R + iG_I, \\ \xi_1 &= a_1X + a_2Y + a_3T + a_4, \quad \xi_2 = a_5X + a_6Y + a_7T + a_8, \\ G_R &= b_0 + b_1\xi_1 + b_2\xi_2 + b_3\xi_1^2 + b_4\xi_2^2, \\ G_I &= c_0 + c_1\xi_1 + c_2\xi_2 + c_3\xi_1^2 + c_4\xi_2^2, \end{aligned} \quad (54)$$

with

$$a_3 = \frac{(a_2^2 - a_1^2)[3(a_1^4 + a_2^2)^2 + 16a_1^4]}{a_1(a_1^4 + a_2^2)^2}, \quad a_5 = 0, \quad a_6 = a_1^2, \quad a_7 = \frac{2a_1a_2[3(a_1^4 + a_2^2)^2 - 16a_1^4]}{(a_1^4 + a_2^2)^2}, \quad (55)$$

where a_1, a_2, a_4, a_8 are arbitrary constant parameters. Similarly we can get the other relations between the coefficients :

$$b_0 = \frac{b_3(a_2^2 - 3a_1^4)}{(a_1^4 + a_2^2)}, \quad b_1 = kc_1, \quad b_2 = kc_2, \quad b_4 = b_3, \quad (56)$$

$$c_0 = -kb_0, c_1 = -\frac{4a_1^2 a_2 b_3}{(a_1^4 + a_2^2)}, c_2 = \frac{4a_1^4 b_3}{(a_1^4 + a_2^2)}, c_3 = -kb_3, c_4 = c_3, \quad (57)$$

where $c_1, c_2, c_3, b_0, b_3, k$ are arbitrary parameters with $b_3^2(1 + k^2) = 1$.

VI. ACKNOWLEDGEMENT

The work has been carried out with partial financial support from the Ministry of Science and Higher Education of the Russian Federation in the framework of Increase Competitiveness Program of NUST *MISiS*(K4 – 2018 – 061), implemented by a governmental decree dated 16 th of March 2013, N 211. Author acknowledges Prof. M. Lakshmanan, Bharathidasan University, India for the fruitful discussions. Author would also like to thank Ms. Aurna Kar for checking the grammar and literary aspects of the manuscript.

-
- [1] R.S.Johnson, A Modern Introduction to the Mathematical Theory of Water Waves, Cambridge University Press,Cambridge, 1997.
 - [2] M.Lakshmanan, S. Rajasekar, Nonlinear Dynamics: Integrability, Chaos and Patterns, Springer, Berlin,2003.
 - [3] B.A Huberman, Phys.Rev.Lett. 41 (1978) 1389.
 - [4] D.J. Korteweg, G. de Vries, Philos. Mag. 39 (1895) 422.
 - [5] S.Nakajima, S.Kurihara, K. Tohdoh, J. Low. Temp. Physics, 39 (1980) 465.
 - [6] S.Nakajima, K. Tohdoh, S.Kurihara, J. Low. Temp. Physics, 41 (1980) 521.
 - [7] A.C Biswas, C.S Warke, Phys.Rev.B, 22 (1980) 2581.
 - [8] J.E Rutledge, W.L McMillan, J.M Mochell and T.E Washburn, Phys.Rev.B, 18 (1978) 2155.
 - [9] C.A Condat and R.A Guyer, Phys.Rev.B, 25 (1982) 3117.
 - [10] R.S Johnson, J.Austral.Math.Soc.Ser.B 25 (1984) 311.
 - [11] A.Gopakumar and J.Sreekumar, Phys.Rev.B, 49 (1994) 4323.
 - [12] A.C Biswas and C.S Warke, Phys.Rev.B, 28 (1983) 6539.
 - [13] J.Sreekumar and V.M Nandakumaran, Phys.Lett, 112 (1985) 168
 - [14] J.Sreekumar and V.M Nandakumaran, Mod. Phys.Lett B, 4 (1990) 47.
 - [15] J.Sreekumar and V.M Nandakumaran, Pramana J.Phys, 33 (1989) 697.
 - [16] F. Ancilotto et.al, Phys.Rev.Lett. 120 (2018) 035302.
 - [17] R.J Lazarowich, P.Toborek, Phys.Rev.B. 74 (2006) 024512.
 - [18] E. Guyon, I. Rudnick, J. de Physique 29 (1968) 1081.
 - [19] A. Mukherjee, M. S. Janaki , Phys. Rev. E 89, (2014) 062903
 - [20] A. Mukherjee, M.S Janaki, A. Kundu, Physica Scripta 92,(2017) 035201
 - [21] J. Satsuma, M.J. Ablowitz, J. Math. Phys. 20 (1979) 1496.
 - [22] D.J. Kaup, J. Math. Phys. 22 (1981) 1176.
 - [23] R. Gilson, J.J.C. Nimmo, Phys. Lett. A 147 (1990) 472.
 - [24] K. Imai, Prog. Theor. Phys. 98 (1997) 1013.
 - [25] A.Kundu, A.Mukherjee, T.Naskar, Proc. R. Soc. A 470 (2014) 20130576.
 - [26] A.Mukherjee, M.S Janaki and A.Kundu, Phys. Plasmas 22 (2015) 072302.
 - [27] Y. Yildirim, Optik 184(2019) 121.
 - [28] M. Ekici, A. Sonmezoglu, A. Biswas, M. R. Belic, Chin J Phys 57 (2019) 72.
 - [29] N. A. Kudryashov, Optik 186 (2019) 22.
 - [30] X. Wen, Proc Romanian Acad A, 18 (2017) 191.
 - [31] I.M. Moroz and P. K. Newton, J. Math. Phys. 36 (1995) 4923.
 - [32] P. K. Newton, SIAM J. Appl. Math. 53 (1993) 1331.
 - [33] I.M. Moroz, J. Math. Phys. 38 (1997) 3110.
 - [34] X. Yong, W. Ma, Y. Huang, Computers and Mathematics with Applications. 75 (2018) 3414.