

On the Merge of k -NN Graph

Peng-Cheng Lin^a, Wan-Lei Zhao^{a,*}

^a*Fujian Key Laboratory of Sensing and Computing for Smart City, and the School of Information Science and Engineering, Xiamen University, Xiamen, 361005, P. R. China.*

Abstract

k -nearest neighbor graph is the fundamental data structure in many disciplines such as information retrieval, data-mining, pattern recognition and machine learning, etc. In the literature, considerable research has been focusing on how to efficiently build an approximate k -nearest neighbor graph (k -NN graph) for a fixed dataset. Unfortunately, a closely related issue to the graph construction has been long overlooked. Namely, few literature covers about how to merge two existing k -NN graphs. In this paper, we address the k -NN graph merge issue of two different scenarios. On the first hand, peer merge is proposed to address the problem of merging two approximate k -NN graphs into one. This makes parallel approximate k -NN graph computation in large-scale become possible. In addition, the problem of merging a raw set into a built k -NN graph is also addressed by joint merge. It allows the approximate k -NN graph to be built incrementally. It therefore supports approximate k -NN graph construction for an open set. Moreover, deriving from joint merge, an hierarchical approximate k -NN graph construction approach is presented. With the support of produced graph hierarchy, superior performance is observed on the large-scale NN search task across various data types and data dimensions, and under different distance measures.

Keywords:

k -nearest neighbor graph, nearest neighbor search, high-dimensional, hill-climbing

1. Introduction

Given a dataset $S = \{x|x \in R^d\}$ with n samples, k -NN graph refers to the graph data structure in which $G[i]$ keeps the top- k nearest neighbors for sample x_i in the dataset. It is the key data structure in the manifold learning [1, 2], data mining, machine learning and information retrieval, etc [3]. Basically, given a metric $m(\cdot, \cdot)$, the construction of k -NN graph is to find the top- k nearest neighbors for each data sample. When it is built in brute-force way, the time complexity is $O(d \cdot n^2)$, where d is the dimension and n is the size of dataset.

*Corresponding author.

Both d and n could be very large given the rise of big data issue in various contexts. For this reason, it is computationally expensive to build an exact k -NN graph in an exhaustive manner. This is particularly true for large-scale high dimensional cases. Due to the high time complexity of finding an exact solution, works in the literature [3, 4, 5, 6] only aim to search for an approximate but efficient solution.

Due to the fundamental role k -NN graph plays in various areas, continuous efforts have been taken to explore for efficient construction approach in the last several decades. Despite numerous efforts have been taken, an issue that is closely related to the graph construction has been long overlooked. Specifically, to the best of our knowledge, there is no research work to consider how to merge two existing k -NN graphs. Namely, given datasets $S_1 = \{x|x \in R^d\}$ and $S_2 = \{y|y \in R^d\}$ and their corresponding k -NN graphs or approximate k -NN graphs G_1 and G_2 ¹, the merge on two k -NN graphs is to build k -NN graph G for $S = S_1 \cup S_2$ based on G_1 and G_2 instead of reconstructing G from scratch. In the merge process, samples in S_1 and samples in S_2 will be inserted into the k -NN lists of each other if they are located in the neighborhoods of each other.

This issue is equally important as approximate k -NN graph construction. First of all, in various scenarios, k -NN graphs can only be built for individual subsets on the initial stages, given the data are distributed on different nodes or not all of them are ready at the moment. In the case of parallel computing, one would prefer to slicing the data into blocks, and computing the approximate k -NN graph for each block on different machines. The sub graphs are later reduced into one by repeatedly merging two sub graphs each time. Moreover, a k -NN graph merge algorithm could also be an online approximate k -NN graph construction algorithm since k -NN graph for the whole dataset can be built by incrementally merging raw subsets into the graph.

Intuitively, the merge of graph G_1 with graph G_2 can be undertaken easily by a thorough cross comparison between samples in S_1 and samples in S_2 . The produced edge, say $\langle x_i, y_j, m(x_i, y_j) \rangle$, is inserted into $G_1[i]$ and $G_2[j]$ if it is ranked at top- k of the corresponding NN list. Given the cardinalities of S_1 and S_2 are n_1 and n_2 respectively, the time complexity of such cross comparison is $O(n_1 \cdot n_2 \cdot d)$. Compared to efficient algorithm for approximate k -NN graph construction algorithms [3, 4], the time complexity of merge operation is much higher, which would become the processing bottleneck for the whole process.

In this paper, two efficient and generic algorithms for k -NN graph merge are proposed. They are designed to address the k -NN graph merge issue under two different scenarios. In the first scenario, we address the issue of merging two already built sub k -NN graphs. Notice that, the problem of merging more than two k -NN graphs can be treated as a series of two-graph merge problem. In the second scenario, we address the issue of merging a raw sample set into an already built k -NN graph. Moreover, based on the algorithm designed for the second scenario, an hierarchical approximate k -NN graph construction algorithm is

¹Without the loss of generality, we assume $S_1 \cap S_2 = \emptyset$.

derived. We show that the hierarchical structure output as the byproduct of the hierarchical k -NN graph construction is helpful for NN search. An efficient NN search algorithm based on hierarchical approximate k -NN graphs is therefore presented.

The remaining of this paper is organized as follows. In Section 2, a brief review about the research works on approximate k -NN graph construction and nearest neighbor (NN) search is presented. Section 3 presents two algorithms for k -NN graph merge under two different scenarios. They are called as peer merge (P-Merge) and joint merge (J-Merge). In addition, deriving from J-Merge, an hierarchical approximate k -NN graph construction algorithm is presented at the end of this section. In Section 4, based on the constructed hierarchical approximate k -NN graphs, an efficient NN search approach is shown. In Section 5, the experimental studies about the effectiveness of proposed algorithms for k -NN graph merging and construction, as well as NN search are presented. Section 6 concludes the paper.

2. Related Works

2.1. Approximate k -NN Graph Construction

In the approximate k -NN graph construction, there are basically two types of approaches. The first type of approaches such as [6, 7] follow a two-stage pipe-line. At the first stage, samples are divided into a number of small subsets. The samples in each subset are expected to be close to each other. Exhaustive pair-wise comparisons are carried out within each subset. The closeness relations (*viz.*, edges in the k -NN graph) between any two samples in one subset are established. On the second stage, these closeness relations are collected to update the k -NN graph. The long edges are replaced with shorter edges. The above two stages will be repeated for several times. The produced closeness relations in each round are used to update the k -NN graph incrementally. Since it is hard to design partition scheme that is feasible for various spaces, they are generally only effective in l_p -space.

Another type of approximate k -NN graph construction approach, namely NN-Descent [3] is able to build graph under different distance measures. It starts the construction from a random k -NN graph. Based on the principle “neighbor’s neighbor is likely to be the neighbor”, the cross comparison is invoked between samples in each sample’s neighborhood. Better closeness relations that are produced in the comparison are used to update the neighborhood of one sample. The iteration continues until the neighborhood of each sample does not change. This approach turns out to be generic and efficient. Essentially, it can be viewed as performing hill-climbing batchfully [8, 3]. Recently, the mixture scheme derived from the above approaches is also seen in the literature [4]. Although efficient, it becomes no longer feasible for metrics beyond l_p -norms.

In the aforementioned approximate k -NN graph construction solutions, the datasets are assumed to be fixed. However in practice, this is basically unrealistic in many scenarios. For instance, in Flickr or Youtube, photos and video

clips are incrementally uploaded on a daily basis. The k -NN graph built for a photo or video collections has to be updated from time to time. In the existing solutions, there is no such updating strategy to consider the incremental change of the dataset. Any update on the dataset induces a thorough reconstruction of the approximate k -NN graph. As the consequence, the aggregated cost could be very high if they are required to support dynamic change on the graph.

Although approaches proposed in [9, 10] are able to build the graph on-line, the graphs are built primarily for nearest neighbor search task. In these approaches, the samples which should be in the k -NN list of one sample are deliberately omitted for comparison efficiency [10]. While the links to remote neighbors are maintained [9, 10]. As a consequence, graphs constructed by these approaches are not k -NN graph in their real sense. Such kind of graphs are hardly supportive for the tasks beyond NN search.

In this paper, we focus on addressing the problem of merging k -NN graphs in two typical scenarios. In our solution, the merge operation allows the raw dataset to join into the built k -NN graph incrementally. As a result, the merge algorithm actually addresses the problem of dynamic k -NN graph construction. Moreover, like NN-Descent [3], our algorithm is generic as well, which is suitable for various distance measures.

2.2. NN Search

An issue that is closely related to approximate k -NN graph construction is nearest neighbor search (NN search). The primary goal of NN search is to find out the nearest neighbors from a given dataset for a query sample. In the problem, both the query and the candidate samples are assumed to be from the same space *i.e.*, R^d .

This issue has been traditionally addressed by a variety of tree partitioning approaches, such as K-D tree [11], R-tree [12], X-Tree [13] and NV-tree [14], etc. They are designed to partition the space into hierarchical sub-spaces. The nearest neighbor search traverses over a few closer branches of the sub-spaces. However unlike B-tree in 1D case, the true nearest neighbor may reside in the branches that are outside the candidate sets. Therefore, extensive probing over large number of branches in the tree becomes inevitable. Recent indexing structures FLANN [15] and Annoy [16] partition the space with hierarchical k -means and multiple K-D trees respectively. Although both of them are efficient, sub-optimal results are achieved.

Apart from tree partitioning approaches, quantization based approaches [17, 18, 19, 20] and locality sensitive hashing (LSH) [21, 22, 23, 24] have been extensively explored in the last decade. Approaches from both categories save up lot of memory consumption and are very efficient when the size of encoding bits is short. Nevertheless, the memory efficiency and speed-up achieved by approaches from both categories are very limited when the search accuracy is required to be high. Another major disadvantage for these approaches is that they are mostly only suitable for l_p -norms. The design of generic hash functions is non-trivial.

Recently, graph based approaches such as hill-climbing [8] and nearest neighbor descent (NN-Descent) [3], demonstrate superior performance over other categories of approaches in many large-scale NN search tasks [10, 25, 26]. All the approaches in this category are built upon an approximate k -NN graph or diversified approximate k -NN graph. The search procedure starts from a group of random seeds and traverses iteratively over the graph by the best-first search. Guided by the neighbors of visited vertex's, the search procedure descends closer to the true nearest neighbor in each round until no better candidates could be found. Approaches in [8, 10, 9, 4, 26, 27, 28] in general follow the similar search procedure. The major difference between them lies in the structure of graphs upon which the NN search is undertaken. For most of the graph based approaches, the space complexity is roughly linear to the scale of dataset. And the extra merit is that they are suitable for various distance measures.

In this paper, an hierarchical approximate k -NN graph construction algorithm is derived from the algorithm designed for k -NN graph merge. This hierarchical graph is adopted for NN search task. On the one hand, similar as the hierarchical structure in HNSW [10], it helps to skip many samples lying in the far neighborhood of a query, it therefore speeds up the NN search, particularly on low dimensional search task. Moreover, due to the high quality of approximate k -NN graph, superior search efficiency over HNSW is achieved. On the other hand, different from HNSW [10], it is no need to maintain the hierarchical structure in the memory during the graph construction. Instead the hierarchical structure is produced as the intermediate result of approximate k -NN graph construction. It therefore relieves the burden to maintain and update the hierarchy. Moreover different from HNSW, the produced graph structure also facilitates other tasks such as browsing over close neighbors of each sample (e.g., photos) since it maintains an approximate k -NN graph.

3. Two k -NN Graph Merge Strategies

In this section, two schemes that are used to merge k -NN graph in two different scenarios are presented. In the first scenario, it is assumed that two sub k -NN graphs are already built by any existing algorithms such as [3, 4, 26] or in brute-force way. The algorithm merges two sub graphs into one. In the second scenario, the merge algorithm deals with the problem of joining a raw set into an already built k -NN graph. Without the loss of generality, we assume there is no intersection between two subsets to be merged in both scenarios. Finally, an hierarchical approximate k -NN graph construction algorithm is proposed as a derivation from the second merge scheme.

3.1. Peer Merge

Given datasets $S_1 = \{s_i | s_i \in R^d\}$ and $S_2 = \{s_j | s_j \in R^d\}$ ($S_1 \cap S_2 = \emptyset$), k -NN graphs G and H have been built for S_1 and S_2 respectively. Now we consider the problem of constructing k -NN graph U for dataset $S = S_1 \cup S_2$ based on G and H . In our solution, we propose to merge the graphs in four steps (see Fig. 1

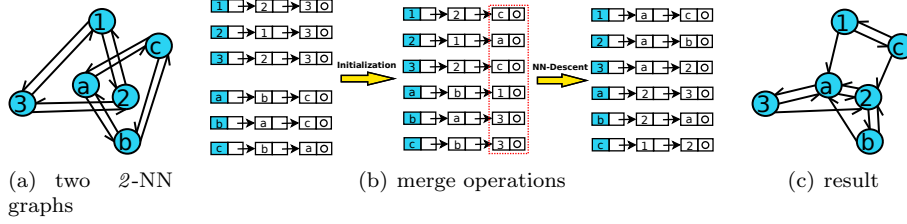


Figure 1: The illustration steps in Peer Merge (P-Merge). Figure (a) shows two disconnected sub-graphs. For distinction, the vertices of two sub-graphs are denoted as numbers $S_1 = \{1, 2, 3\}$ and alphabets $S_2 = \{a, b, c\}$ respectively. Each sub-graph is a 2-NN graph. Figure (b) illustrates the three steps in P-Merge. Figure (c) is the resulting graph after P-Merge.

for illustration). In the first step, the rear $\frac{k}{2}$ elements in each k -NN list from G and H are truncated out. These truncated lists are kept for later use. After this truncation, there are $\frac{k}{2}$ elements in each NN list of H and G . In the second step, $\frac{k}{2}$ samples from S_1 are randomly selected and are appended to one NN list of graph H . This is carried out for every NN list in H . Similarly, for each NN list in graph G , $\frac{k}{2}$ samples from S_2 are randomly selected and are appended. So both G and H are augmented with samples from each other. Combining the augmented G and H leads to a half-baked k -NN graph U for set $S = S_1 \cup S_2$. In the third step, the NN-Descent iteration [3] is performed on each NN list of graph U . The iteration continues until it converges. Different from [3], the cross comparison on each k -NN list only takes place between samples from two different sets, namely between $s_i \in S_1$ and $s_j \in S_2$. Finally, the truncated rear lists from G and H are combined with U by a simple merge sort on each k -NN list. The top- k elements in each NN list are kept. Then the approximate k -NN graph for the whole set U is forged. The merge algorithm is summarized in Alg. 1.

As shown in Alg. 1, the input graphs G and H are divided into two halves at the first stage. The graphs G^+ and H^+ keep the first half k -NN list for each sample. While the rear part of the graphs G and H are reserved in G^- and H^- . The rear parts of the NN lists in G and H are replaced with $\frac{k}{2}$ random samples from each other. Thereafter NN-Descent is applied on the union of the augmented graphs G^+ and H^+ . During the NN-Descent iteration, the cross comparisons are undertaken on the NN list of k -NN graph and reverse k -NN of U . Moreover, the distance computation is only made between elements from two different subsets (*Line 18 to Line 24* in Alg. 1). The iteration terminates when no new update happens on the k -NN lists of U . *Line 27* merges the k -NN lists truncated in the first step with graph U .

Since the merge is undertaken on two peer sub k -NN graphs, the merge algorithm is called as peer merge (P-Merge) from now on. In the first step of P-Merge, half of the k -NN list in graphs G and H is cut out for final merge. Actually, one could choose to reserve more or less neighbors in each k -NN list

Algorithm 1: Peer Merge (P-Merge)

```
1: Input:  $S_{n \times d}$ : dataset;  $G_{n \times k}$ : NN graph  $S_1$ ;  $H_{m \times k}$ : NN graph of  $S_2$ 
2: Output:  $U_{(m+n) \times k}$ :  $k$ -NN Graph  $U$ 
3: Divide  $G_{m \times k}$  into  $G_{m \times \frac{k}{2}}^+$  and  $G_{m \times \frac{k}{2}}^-$ 
4: Divide  $H_{n \times k}$  into  $H_{n \times \frac{k}{2}}^+$  and  $H_{n \times \frac{k}{2}}^-$ 
5: for  $i=1$  to  $m$  do
6:   Append  $G^+[i]$  with  $\frac{k}{2}$  random samples from  $S_2$ 
7: end for
8: for  $i=1$  to  $n$  do
9:   Append  $H^+[i]$  with  $\frac{k}{2}$  random samples from  $S_1$ 
10: end for
11:  $U \leftarrow G^+ \cup H^+$ 
12:  $c \leftarrow 1$ 
13: while  $c > 0$  do
14:    $R \leftarrow \text{Reverse}(U)$ 
15:    $\mathcal{U}[i] \leftarrow R[i] \cup U[i], \forall i \in U$ 
16:    $c \leftarrow 0$ 
17:   for  $u \in \mathcal{U}$  do
18:     for  $s_i, s_j \in \mathcal{U}[u], s_i \neq s_j$  do
19:       if  $s_i \in S_1$  &  $s_j \in S_2$  or  $s_i \in S_2$  &  $s_j \in S_1$  then
20:          $l \leftarrow m(s_i, s_j)$ 
21:          $c \leftarrow c + \text{UpdateNN}(U[u], s_i, s_j, l)$ 
22:          $c \leftarrow c + \text{UpdateNN}(U[u], s_i, s_j, l)$ 
23:       end if
24:     end for
25:   end for
26: end while
27: Merge  $G^-$  and  $H^-$  into  $U$ 
```

for final merge use. However, as one will see later in the ablation analysis, the best trade-off between efficiency and graph quality is achieved when dividing the k -NN list into equal halves. Notice that there is no assumption on the size of each subset, one could merge two k -NN graphs in arbitrary scales.

P-Merge is particularly helpful in the case one would wish to build approximate k -NN graph in parallel. Each sub-graph could be built with different threads or on different nodes. P-Merge is called when any two sub-graphs are ready. The sub-graphs could be built by any existing k -NN graph construction approaches such as [3, 26]. P-Merge is repetitively called until a complete approximate k -NN graph is built for the whole dataset.

3.2. Joint Merge

P-Merge well addresses the problem of merging two k -NN graphs. Based on the similar idea as P-Merge, a joint merge algorithm is presented in this

Algorithm 2: Joint Merge (J-Merge)

```
1: Input:  $S_{n \times d}$ : dataset;  $G_{n \times k}$ : NN graph of  $S_1$ ;  $S_2$ : raw dataset
2: Output:  $U_{(m+n) \times k}$ :  $k$ -NN Graph  $U$ 
3: Divide  $G_{m \times k}$  into  $G_{m \times \frac{k}{2}}^+$  and  $G_{m \times \frac{k}{2}}^-$ 
4: for  $i=1$  to  $m$  do
5:   Append  $G^+[i]$  with  $\frac{k}{2}$  random samples from  $S_2$ 
6: end for
7: for  $i=1$  to  $n$  do
8:   Initialize  $H[i]$  with  $k$  random samples from  $S_1 \cup S_2$ 
9: end for
10:  $U \leftarrow G^+ \cup H^+$ 
11:  $c \leftarrow 1$ 
12: while  $c > 0$  do
13:    $R \leftarrow \text{Reverse}(U)$ 
14:    $\mathcal{U}[i] \leftarrow R[i] \cup U[i], \forall i \in U$ 
15:    $c \leftarrow 0$ 
16:   for  $u \in \mathcal{U}$  do
17:     for  $s_i, s_j \in \mathcal{U}[u], s_i \neq s_j$  do
18:       if  $s_i \in S_1$  &  $s_j \in S_2$  or  $s_i \in S_2$  &  $s_j \in S_1$  then
19:          $l \leftarrow m(s_i, s_j)$ 
20:          $c \leftarrow c + \text{UpdateNN}(U[u], s_i, s_j, l)$ 
21:          $c \leftarrow c + \text{UpdateNN}(U[u], s_i, s_j, l)$ 
22:       end if
23:     end for
24:   end for
25: end while
26: Merge  $G^-$  into  $U$ 
```

section. It deals with the problem of merging a raw set into a built k -NN graph. Given two datasets $S_1 = \{s_i | s_i \in R^d\}$ and $S_2 = \{s_j | s_j \in R^d\}$, a k -NN graph G is already constructed for S_1 . While S_2 is still a raw set. Now the problem is to build a graph U for dataset $S = S_1 \cup S_2$. Intuitively, exhaustive comparisons could be performed between samples from S_1 and S_2 and within S_2 . Then k -NN lists in graph G are updated and k -NN lists for S_2 are established. Unfortunately, the time complexity of this way is high. Another possible solution is to construct a k -NN graph for S_2 first and perform P-Merge between the two sub graphs. However, there exists a more coherent and optimal solution. Following the similar idea as P-Merge, the joint Merge (J-Merge) is proposed to perform the merge in a more cost-effective way.

Firstly, the built k -NN graph G is cut into two parts, namely they are G^+ and G^- . G^+ keeps top $\frac{k}{2}$ -NN lists of graph G . While G^- consists of NN lists that keep the rear $\frac{k}{2}$ elements from each. Similar as P-Merge, G^- is reserved for final merge use. Secondly, $\frac{k}{2}$ samples from S_2 are randomly selected and

appended to the NN list of graph G^+ . This is carried out for each NN list in graph G^+ . For dataset S_2 , a random k -NN list is initialized for each sample. The samples are selected from S (namely, both S_1 and S_2). This raw graph is given as H . Combining with G^+ , we have a half-baked k -NN graph U for set S . In the third step, NN-Descent iteration is performed on graph U until it converges. In the iteration, the comparison is restricted to samples between S_1 and S_2 or within S_2 . The iteration continues when no new update happens. Finally, the truncated rear lists from G , namely G^- is combined with U by simple merge sort on each k -NN list. The approximate k -NN graph for the whole set U is produced by keeping the top- k elements in each NN list. Similar as P-Merge, one could choose to cut graph G into two with different shares in the first step. However, as will be verified in the experiment section, cutting the k -NN list into equal halves is still the best choice. The algorithm is summarized in Alg. 2.

Compared to P-Merge, J-Merge needs to perform cross-matching between samples in the raw set. So for the merge task of the same scale, J-Merge requires more comparisons than that of P-Merge. Different from P-Merge, J-Merge is suitable for building an approximate k -NN graph for a dataset that incrementally grows. Notice that NN-Descent is unable to deal with such kind of problem. One has to build the approximate k -NN graph from scratch repeatedly if NN-Descent were directly adopted, for which the aggregated costs are very high.

3.3. Hierarchical k -NN graph Construction via J-Merge

J-Merge is designed to merge a raw set into an existing k -NN graph. It therefore allows an approximate k -NN graph to be built incrementally. Specifically, the construction of approximate k -NN graph for a given dataset could be started from building an approximate k -NN graph for a small subset. Then remaining subset are joined in block-by-block via J-Merge until all the samples are put into the graph. To this end, it is clear to see J-Merge can be also used as a k -NN graph construction approach. The size of block that we merge into the constructed k -NN graph each time can be specified. Typically, if we specify the size of raw set to be joined to the same size as the built graph, the scale of approximate k -NN graph is doubled each time.

Namely, the construction starts by building an approximate k -NN graph on a randomly sampled small subset from dataset S with NN-Descent. Thereafter, a raw subset of the same size as the baked subset are sampled from the remaining dataset of S . J-Merge is called to join this subset into the approximate k -NN graph. After J-Merge, the k -NN graph grows two times bigger than before. In the next round of merging, the size of block to be joined in is two times bigger than before. This sampling and merging process is repeated for several rounds until all the samples in S are joined into the graph. The intermediate k -NN graphs produced during the whole iterations form an hierarchical (or pyramid) structure. The lower the layer is, the more number of samples are kept in the graph. The bottom layer is the approximate k -NN graph built for set S .

This approximate k -NN construction algorithm is called as hierarchical merge (H-Merge). Essentially, H-Merge is a repetitive calling of J-Merge.

Similar as the online k -NN graph construction algorithm [26], it deals with k -NN graph construction problem for close set as well as open set. However, different from [26], the k -NN graph is constructed in an hierarchical manner. Compared to the hierarchical navigable small world (HNSW) graphs, H-Merge produces an approximate k -NN graph instead of a diversified approximate k -NN graph in each layer. Furthermore, the hierarchy in H-Merge is formed by intermediate k -NN graphs during the merge. No real hierarchical structure is maintained during the construction. The approximate k -NN graph of one layer is derived from the approximate k -NN graph of the upper layer. The upper layer graph disappears as long as the approximate k -NN graph of the next layer is born. During the construction process, one could choose to save arbitrary number of layers to form the hierarchy.

On the other hand, similar as HNSW graphs, the hierarchical structure formed by H-Merge could be adopted for nearest neighbor search. Like HNSW graphs, the top-down hierarchy helps to skip a large number of far neighbors during the NN search. As a result, speed-up over search on flat graph is expected, particularly on low dimensional data. Furthermore, due to the high quality of the approximate k -NN graph, the NN search performance based on such hierarchy turns out to be even better than HNSW graphs in some cases, which will be revealed in the experimental section.

There is one parameter in above merge algorithms, namely parameter k , which is also the size of resulting k -NN graph. For P-Merge and J-Merge, k is specified as the user wishes. In general, larger k leads to better resulting k -NN graph quality while higher computation cost. Besides k , the k -NN graph quality is also impacted by the quality of initial sub k -NN graphs in both scenarios. In H-Merge, parameter k has similar impact on the performance. Since the scale of approximate k -NN graphs of the non-bottom layer is small. It is no need to keep a full k -NN list for these graphs. As a result, on these layers, the size of k -NN list is set to $\frac{k}{2}$.

Essentially, P-Merge, J-Merge and H-Merge are the extensions over NN-Descent algorithm. P-Merge is designed for parallel approximate k -NN graph construction. J-Merge is designed to build an approximate k -NN graph dynamically. While H-Merge is proposed to support fast NN search for an open set. All above three graph merge algorithms are generic to various distance metrics.

3.4. Convergence, Optimality and Complexity Analysis

In this section, the convergence analysis is made for P-Merge. Since the optimization strategies used in P-Merge, J-Merge and H-Merge are similar. The convergence analysis for P-Merge is also feasible for J-Merge, H-Merge as well as NN-Descent.

Given datasets $S_1 = \{s_i | s_i \in R^d\}$, $S_2 = \{s_j | s_j \in R^d\}$ and $S = S_1 \cup S_2$, U^0 is union of augmented graphs G^+ and H^+ , which is the initial graph prepared for NN-Descent iteration. Given a k -NN graph U , we define function $\phi(U)$ that

returns the sum of distances from all k neighbors of all samples.

$$\phi(U) = \sum_{i=1}^n \sum_{j=1}^k U_{ij}, \quad (1)$$

where U_{ij} keeps the distance from the j -th neighbor to sample i . Given the true k -NN graph for dataset S is \mathcal{G} , we have $\phi(U^0) > \phi(\mathcal{G})$ holds². After one round iteration in Alg. 1, closer neighbors are joined into NN lists and far neighbors are swapped out. To make the update operation happens, there must exist a U_{ij}^0 being replaced by U_{ij}^1 , where $U_{ij}^1 < U_{ij}^0$. So we have $\phi(U^0) > \phi(U^1)$. Given the series of intermediate k -NN graphs produced after each iteration are $U^1, U^2, \dots, U^t, \dots$, following inequation holds

$$\phi(U^0) > \phi(U^1) > \dots \phi(U^t) > \phi(U^{t+1}) > \dots \geq \phi(\mathcal{G}). \quad (2)$$

Since the update on U^t happens only when a closer neighbor is found, the iteration leads function $\phi(U^t)$ to decrease monotonically. Meanwhile, the function value is lower-bounded by $\phi(\mathcal{G})$. It is therefore clear to see the iteration in P-Merge converges.

Both P-Merge and J-Merge are greedy optimization approaches. Similar as NN-Descent, P-Merge and J-Merge perform hill-climbing NN search [8] in a batchful fashion. The greedy hill-climbing process could be trapped in a local optima. While different from NN-Descent, P-Merge and J-Merge climbs from the half-way up to the hill. Both P-Merge and J-Merge are effective on low dimensional data. As will be revealed later, their effectiveness drops as the data dimension increases.

The time complexities of P-Merge and J-Merge are on the same level as NN-Descent. It is clear to see the cost of merging two graphs is lower than reconstructing the whole from scratch by NN-Descent. As one could see from the potential comparisons that the problem involves, the time complexities of P-Merge and J-Merge are respectively one third and two thirds of the time complexity of NN-Descent.

Before we discuss about the time complexity of H-Merge, let's consider the time complexity of building a series of approximate k -NN graphs with growing sizes by calling NN-Descent repetitively. Given the size of graph is doubled each time, the scale of the problem is given as

$$s = \dots + \frac{n}{8} + \frac{n}{4} + \frac{n}{2} + n, \quad (3)$$

where n is the size of dataset. As a result, the overall scale of the problem is $2 \cdot n$. So the time complexity of building an hierarchy by repetitive calling of NN-Descent is equivalent to building the whole graph twice by NN-Descent. Compared to this problem scale, H-Merge is more cost-saving since it performs

²Without the loss of generality, the shorter the distance is, the closer is the neighbor.

Algorithm 3: k -NN Graph Diversification

```
1: Input:  $nhood$ : neighborhood of sample  $s_a$ 
2: Output: candidate set  $C$  selected by heuristic
3:  $C \leftarrow nhood[1]$  ;
4: for each  $s_i \in nhood[2 \cdots k]$  do
5:    $flag = true$  ;
6:   for each  $c \in C$  do
7:     if  $m(s_i, c) < m(s_i, s_a)$  then
8:        $flag = false$ ;
9:       break;
10:    end if
11:    if  $flag$  then
12:       $C \leftarrow C \cup s_i$ ;
13:    end if
14:  end for
15: end for
16: return  $C$ 
```

J-Merge with upper layer graph on each level. The scale of the problem is only two thirds of NN-Descent of the same level as discussed before. As the consequence, the overall time complexity of H-Merge is roughly 1.4 times over the complexity of calling NN-Descent to build a flat graph.

4. NN search over k -NN Graph Hierarchy

As demonstrated by HNSW graphs [10], the hierarchical graph structure is helpful for NN search task. In this section, we are going to shown similar hierarchical NN search mechanism could be undertaken with graphs built by H-Merge. In contrast to HNSW graphs, it is no need to build an approximate small world graph.

As mentioned in the previous section, on each layer of the hierarchy, H-Merge produces an approximate k -NN graph. It is possible to conduct the top-down NN search directly based on the hierarchy. However, comparison redundancy happens due to occlusions in the k -NN neighborhood. Following the practice in [29, 25, 10], the graph diversification operation is applied on the approximate k -NN graph of each layer. This leads to a sparse NN graph and therefore reduces the potential comparison redundancy. In this paper, the graph diversification (GD) operation scheme used in [29, 10] is adopted. However different from [10], the graph diversification is performed on the already built approximate k -NN graphs as a post-processing step. In contrast, HNSW applies the diversification on an incrementally diversified graph [10].

As shown in Alg. 3, GD examines the neighborhood of each k -NN list. Given sample a , the nearest neighbor of a is kept by default. The rest neighbors are treated as the candidates to be examined. The candidates are sorted in

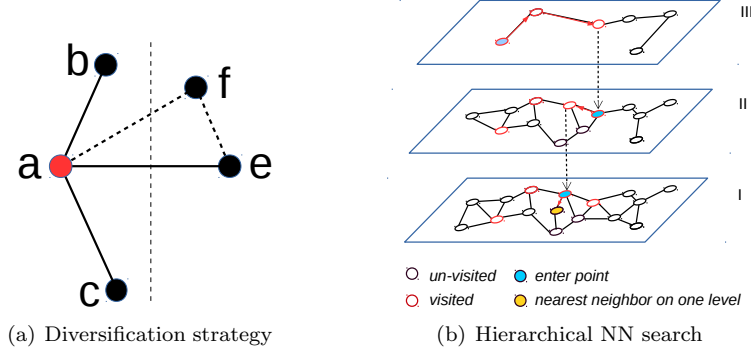


Figure 2: Figure (a): the illustration of the graph diversification strategy used to select the graph neighbors in each layer of the hierarchical structure. An edge from a to e occludes an edge from a to f since f is closer to e than a . Figure (b): the illustration of hierarchical NN search.

ascending order and are examined one by one. A candidate is kept if its distance to sample a is smaller than its distances to all the already kept samples. As illustrated in Fig. 2 (a), sample f is removed from the NN list of sample a , since its distance to e is smaller than it is to a . The reverse k -NN list of sample a is also diversified based on the same strategy and merged with the diversified k -NN list. The k -NN graph of each layer is undergone this diversification operation. The hierarchy after graph diversification is ready to support NN search.

The NN search basically follows the procedure of HNSW [10]. It is divided into two stages. At the first stage, a coarse greedy search is conducted on the non-bottom layers. The search starts from the top layer where we have the smallest graph. It starts from one random sample on the layer and explores the neighbors of a visited vertex. It moves to the closer neighbor from the expanded neighborhood. The search stops when no closer neighbor to query is found on this layer. The closest neighbor found at the upper layer is treated as the starting point of the search on the next layer. This process repeats until it reaches to the last non-bottom layer. On the second phase, the discovered closest sample on the first phase is taken as the starting point for the bottom-layer search. Different from non-bottom layer search, all the samples maintained in a top-ranked list are expanded during the hill-climbing search. The search visits top-ranked list in a best-first fashion and terminates when no new sample in the rank list to be expanded. The search procedure on a three-layer hierarchy is illustrated in Fig. 2 (b).

Similar as HNSW, the links (edges) kept in the upper layers connect vertices relatively farther from each other. In contrast to NN search on a flat graph, the search moves faster when it is undertaken on these coarser graphs. So compared to search on flat graph [25], NN search on the non-bottom layers is expected to supply candidates to the bottom layer search in a more efficient way.

Dataset	n	d	Qry	Exh (s)	LID [30]	m(\cdot, \cdot)	Type
RAND100K	1×10^5	$2 \sim 100$	-	-	-	l_2	synthetic
RAND100K	1×10^5	$2 \sim 100$	-	-	-	l_1	synthetic
RAND10M4D	1×10^7	4	10,000	661.6	3.6	l_2	synthetic
RAND10M8D	1×10^7	8	1,000	78.8	6.5	l_2	synthetic
RAND1M100D	1×10^6	100	1,000	92.0	48.9	l_2	synthetic
SIFT1M [18]	1×10^6	128	10,000	1184.9	16.3	l_2	SIFT [31]
SIFT10M [18]	1×10^7	128	10,000	11441	16.3	l_2	SIFT [31]
GIST1M [32]	1×10^6	960	1,000	919.1	38.1	l_2	GIST [32]
GloVe1M [33]	1.2×10^6	100	1,000	109.3	39.5	<i>Cosine</i>	Text
YFCC1M [34]	1×10^6	128	10,000	1091.6	23.4	l_2	Deep Feat.
NUSW [35]	22,660	500	1,000	958.1	38.2	κ^2	BoVW [36]

Table 1: Overview of Datasets.

5. Experiments

In this section, the performance of P-Merge and J-Merge is studied on the k -NN graph merge task. Each of the datasets is divided into two subsets. The sub k -NN graphs are constructed in advance by NN-Descent. P-Merge and J-Merge are adopted respectively to fulfill the merge in two different scenarios. Since there is no graph merge algorithm in the literature, their performance is compared to NN-Descent as it is adopted to construct the graph for the whole set directly. While H-Merge is evaluated when it is used as hierarchical approximate k -NN graph construction approach. Meanwhile, the performance of H-Merge is also studied when the hierarchical structure is used to support fast NN search.

As revealed in [3, 25], the complexity of approximate k -NN graph construction is largely related to the intrinsic data dimension. The intrinsic data dimension of real world data varies considerably from one data type to another. Different from real world data, the intrinsic dimension of synthetic data increases steadily as the data dimension increases. As a result, the performance trend of k -NN merge approach on synthetic data is more observable compared to the real world dataset. For this reason, the experiments of k -NN graph merge are conducted on a series of synthetic datasets. The data dimension varies from 2 to 100, which is in line with the convention in [3]. Data in each dimension are independently drawn from the range $[0, 1)$ under uniform distribution. While for NN search task, the performance is reported on both synthetic random data and data from real world. Besides three large-scale synthetic datasets, six real world datasets are adopted in the evaluation. The brief information about all the datasets are summarized in Tab. 1.

On the NN search task, the performance of the proposed search approaches is studied in comparison to the representative approaches of different categories. Namely they are graph based approaches such as DPG [25] and HNSW [10]. SRS [37] is considered as the representative locality sensitive hash approach. Product quantizer (PQ) [18] is considered as the representative quantization based approach in the comparison. FLANN [15] and Annoy [38] are selected as

the representative tree partitioning approaches, both of which are popular NN search libraries in the literature.

5.1. Evaluation Protocol

For k -NN graph construction, the top-1 (*recall@1*) and top-10 (*recall@10*) recalls on each dataset are studied under l_1 and l_2 metrics respectively. Given function $R(i, k)$ returns the number of truth-positive neighbors at top- k NN list of sample i , the recall at top- k on the whole set is given as

$$recall@k = \frac{\sum_{i=1}^n R(i, k)}{n \times k}. \quad (4)$$

Besides k -NN graph quality, the construction cost is also studied by measuring the scanning rate [3] of each approach. Given C is the total number of distance computations in the construction, the scanning rate is defined as

$$c = \frac{C}{n \times (n - 1) / 2}. \quad (5)$$

In addition, another nine datasets are adopted to evaluate the performance of both nearest neighbor search and k -NN graph construction. Among them, six datasets are derived from real world images, deep feature or text data. All four datasets, namely GIST1M, Glove1M, NUSW and Rand1M that are marked as most challenging datasets in [25], are adopted in the evaluation. For each of the dataset, another 1,000 or 10,000 queries of the same data type are prepared. Different metrics such as l_2 , *Cosine* and κ^2 are adopted in accordance with the data type of each set. The search quality is measured by the top-1 recall for the first nearest neighbor. This is in line with the evaluation convention in the literature. In order to make our study comparable under different hardware settings, the search quality is reported along with the speed-up one approach achieves over brute-force search. Moreover, in order to allow the readers to know how efficient that one NN search approach performs, the time cost for brute-force NN search on each dataset is also shown on the 5th column of Tab. 1. Based on the time costs for brute-force search and the speed-ups one approach achieves, it is easy to estimate the efficiency that one approach achieves on each individual dataset.

All the codes of different approaches considered in this study are compiled by g++ 5.4. In order to make our study to be fair, we disable all the multithreads, SIMD and pre-fetching instructions in the codes for NN search task. While for k -NN graph merge task, OpenMP [39] is adopted. This is to illustrate our merge algorithms are parallelizable on CPU threads level as NN-Descent. All the experiments are pulled out on a PC with 2.4GHz CPU and 32G memory setup.

5.2. Performance of P-Merge and J-Merge

In this section, the performance of two proposed merge algorithms is studied in comparison to NN-Descent [3], which is recognized as the state-of-the-art

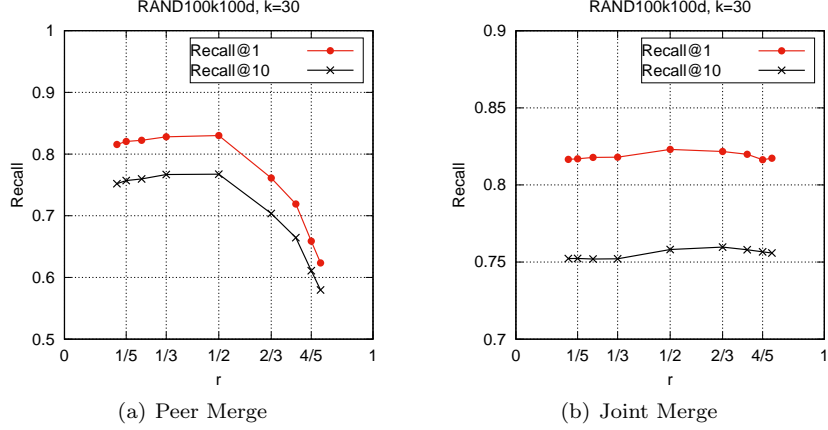


Figure 3: The trend of performance variations while varying parameter r in two merge strategies. Figure (a) and Figure (b) show the variation of recall@1 and recall@10 when parameter r changes from $1/6$ to $4/5$ for P-Merge and J-Merge respectively. To ensure the statistical significance, the digits are reported by averaging 20 times results for each parameter setting.

approximate k -NN graph construction algorithm. The evaluation is conducted on six synthetic datasets. While the size of the datasets is fixed to 100K, which is in line with [3]. The performance is reported when the merge algorithms are operated under l_1 and l_2 metrics respectively. The graph quality achieved by P-Merge, J-Merge and NN-Descent is largely controlled by k , which is exactly the length of NN list. In our experiment, k is set to an optimal value for each algorithm such that algorithm makes a balance between efficiency and quality.

Each dataset is divided into two subsets of equal size. For P-Merge, NN-Descent is called to build two sub k -NN graphs respectively for two subsets. For J-Merge, NN-Descent is called to build the k -NN graph for one of the subset, while leaving another as the raw set. It is possible to use approach [26] to produce the sub graph, which actually achieves better quality. However, NN-Descent is preferred in the test as both P-Merge and J-Merge can be viewed as the extensions over NN-Descent. It is easy to see the efficiency and quality that P-Merge and J-Merge achieve over NN-Descent.

In P-Merge and J-Merge, the number of elements in one NN list that is cut out for final merge could range from 1 to $k-1$. Given the number of elements reserved for merge is k_1 , the ratio that regularizes this division is defined as $r = \frac{k_1}{k}$. This factor impacts the performance of both P-Merge and J-Merge. In the following, an ablation analysis is made to see how this factor impacts the performance of graph merge in two scenarios.

5.2.1. Ablation Analysis

The ablation analysis about parameter r is conducted on “RAND100K100D” with l_2 distance measure. k is set to 30. As mentioned before, NN-Descent is

$m(\cdot)$	d	k	NN-Desc.	P-Merge	c_1	J-Merge	c_2
l_1	2	15	0.018	0.010	0.013	0.011	0.007
	5	15	0.020	0.008	0.015	0.012	0.008
	10	20	0.037	0.012	0.029	0.022	0.014
	20	20	0.056	0.014	0.038	0.028	0.019
	50	40	0.187	0.054	0.140	0.107	0.070
	100	40	0.208	0.059	0.159	0.121	0.079
l_2	2	15	0.018	0.010	0.013	0.011	0.007
	5	15	0.019	0.008	0.015	0.012	0.008
	10	20	0.036	0.013	0.030	0.022	0.015
	20	20	0.051	0.015	0.041	0.030	0.021
	50	40	0.196	0.060	0.149	0.113	0.075
	100	40	0.216	0.064	0.167	0.126	0.084

Table 2: Construction scanning rate of P-Merge and J-Merge in comparison to NN-Descent.

called to produce sub graphs. Then P-Merge and J-Merge are called to merge the approximate sub k -NN graphs. Several runs of results are produced for each algorithm with varying r from $1/6$ to $4/5$. The curves of recall@1 and recall@10 for P-Merge and J-Merge are shown in Fig. 3(a) and Fig. 3(b) respectively. As shown on the two figures, the highest recalls are reached when $r = 0.5$. This does indicate the best choice is to cut the NN list into equal halves. With such division, the samples from two subsets are sufficiently mixed up and exposed to the highest chance of cross-comparison. In the rest of experiments, this ratio is fixed to 0.5 .

5.2.2. Performance on approximate k -NN graph Merge

In this section, the effectiveness as well as the efficiency of two merge algorithms are studied. For convenience, the performance is evaluated in the scenario of merging two 50K subsets into one under various dimensions. In the test for P-Merge, two sub approximate k -NN graphs are prepared by NN-Descent in advance. P-Merge is called to merge the two. In the test for J-Merge, one sub approximate k -NN graph is prepared by NN-Descent. J-Merge is called to merge the left raw set into the sub graph. For two merge algorithms, the evaluation is undertaken with l_1 and l_2 metrics respectively. Their performance is compared to NN-Descent when it is called to produce an approximate k -NN graph directly for the whole set. For different dimension of data, the parameter k varies. It is largely close to the data dimension. While k is shared the same across different approaches on the same dataset. Top-1 and top-10 recalls for all three approaches are shown in Fig. 4. Correspondingly, the parameter setting for k and the scanning rates for all the runs are presented in Tab. 2. In the table, the scanning rates that NN-Descent take to produce the sub graphs for P-Merge and J-Merge are also attached on the “ c_1 ” and “ c_2 ” columns respectively. For scanning rate shown on “ c_1 ”, we sum up the scanning rates of building two sub graphs. While in practice, the sub graphs could be built in parallel.

As shown in the figure, the graph quality achieved by two merge algorithms is largely the same as NN-Descent on data dimension from 2 to 10. While from data dimension 10 to 100, quality of the graph that is produced by NN-Descent

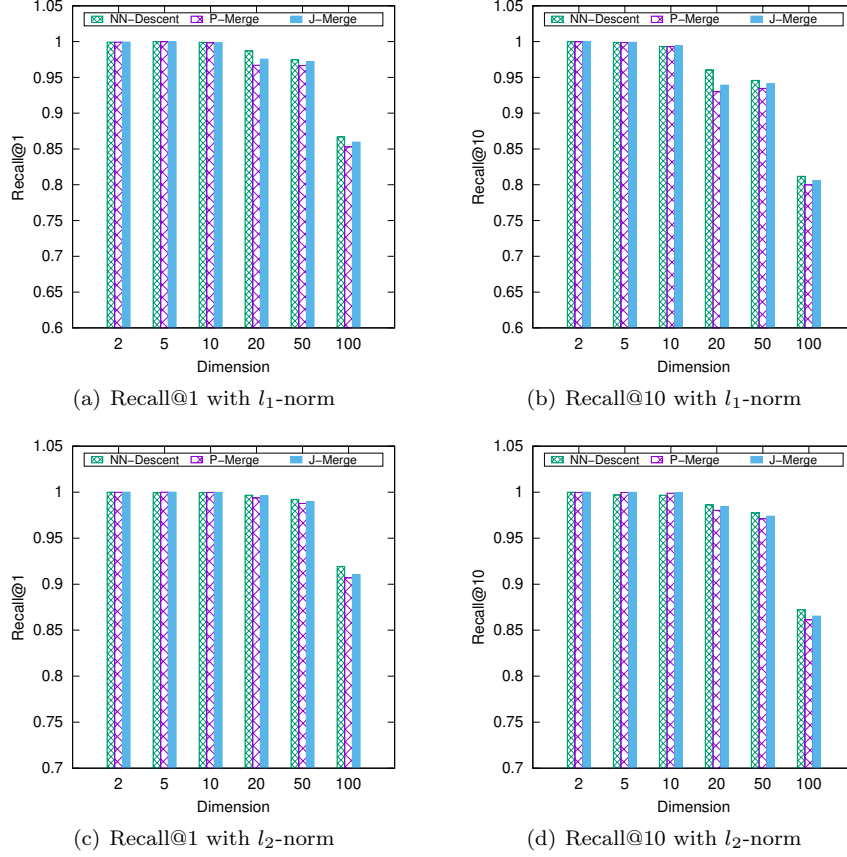


Figure 4: The quality of approximate k -NN graphs produced by P-Merge and J-Merge, in comparison to NN-Descent.

directly is slightly higher. However the performance difference between them is within 3%. On the other hand, the scanning rates for P-Merge and J-Merge alone are below the theoretical baselines, which are one third and two thirds with respect to the time complexity of NN-Descent. NN-Descent costs the highest overall scanning rate. As shown in the table, J-Merge takes lower scanning rates than P-Merge across all the tests. While its performance is slightly better than P-Merge. This trend is subtle but clear. This does indicate it is more cost-effective by calling J-Merge rather than NN-Descent and then P-Merge to join a raw set. When a raw set is joined into a built graph, the raw samples are moving along a structured graph, which is easier for them to find true close neighbors. In contrast, when calling NN-Descent to build sub graph for raw set, more comparisons are required before the samples are more organized.

P-Merge and J-Merge are essentially the extensions over NN-Descent. Both

Dataset	RAND10M4D		RAND10M8D		RAND1M100D	
	Time (s)	Recall@10	Time (s)	Recall@10	Time (s)	Recall@10
HNSW	236.79	-	548.64	-	2191.88	0.255
NN-Descent	78.17	0.998	132.84	0.998	154.38	0.544
H-Merge	351.61	1.000	597.07	1.000	288.88	0.532
	SIFT1M		YFCC		GIST1M	
	Time (s)	Recall@10	Time (s)	Recall@10	Time (s)	Recall@10
HNSW	747.58	0.539	1102.04	0.605	3495.99	0.256
NN-Descent	136.06	0.997	133.91	0.975	990.97	0.966
H-Merge	251.44	0.998	264.90	0.980	1345.75	0.969
	GloVe1M		NUSW		SIFT10M	
	Time (s)	Recall@10	Time (s)	Recall@10	Time (s)	Recall@10
HNSW	1023.46	0.466	2558.93	0.159	13497.20	0.596
NN-Descent	155.70	0.913	757.68	0.849	1620.41	0.993
H-Merge	369.36	0.921	1372.52	0.869	3549.86	0.995

Table 3: Performance on k -NN graph Construction for 9 large-scale datasets.

of them maintain similar efficiency and effectiveness of NN-Descent. Although their overall costs and performance are similar. They play different roles in the approximate k -NN graph construction. P-Merge is suitable for parallel or distributed approximate k -NN graph construction. J-Merge allows an approximate k -NN graph to be incrementally built. While original NN-Descent is suitable to build a graph for a fixed dataset or build sub graphs for P-Merge and J-Merge use.

5.3. Performance on NN Search

In this section, we study the performance of H-Merge as it is adopted to build the hierarchy graphs for fast NN search. The NN search follows the pipeline described in Section 4. In the hierarchy, five layers are kept. The sizes of graph in each layer (from top to bottom) are set to 64, 512, 4096, 32,768 and n , where n is the size of whole reference set. This setting is fixed all the time in the experiments. Nine datasets are used in the evaluation. They are two 10 million, one 1 million level synthetic datasets, and six real world datasets. The data dimension ranges from 4 to 960. The reason to incorporate a series of synthetic datasets is to make the NN search performance trend more observable as the intrinsic data dimension varies. The general information are seen in Tab. 1. For all of the datasets except GloVe1M and NUSW, l_2 distance measure is used. For GloVe1M, we use *Cosine* distance. κ^2 is used for NUSW. In the study, we compare the search performance of H-Merge to recent graph based approaches as well as representative approaches of other categories.

5.3.1. Comparison to Graph-based Approaches

In the first evaluation, the performance of H-Merge is compared to other state-of-the-art graph based approaches, namely HNSW [10] and KGraph [3]. For KGraph, the approximate k -NN graph is built by NN-Descent. An enhanced hill-climbing [8] procedure is adopted to perform the NN search over the approximate k -NN graph. In addition, in order to see the impact of hierarchical structure in H-Merge, another run for H-Merge is undertaken. In this run,

the bottom layer graph that is produced by H-Merge and diversified by GD is directly used for NN search. The search procedure is basically the same as the second phase search (described in Section 4) except that the seeds are randomly selected. This run is given as “Flat H-Merge”.

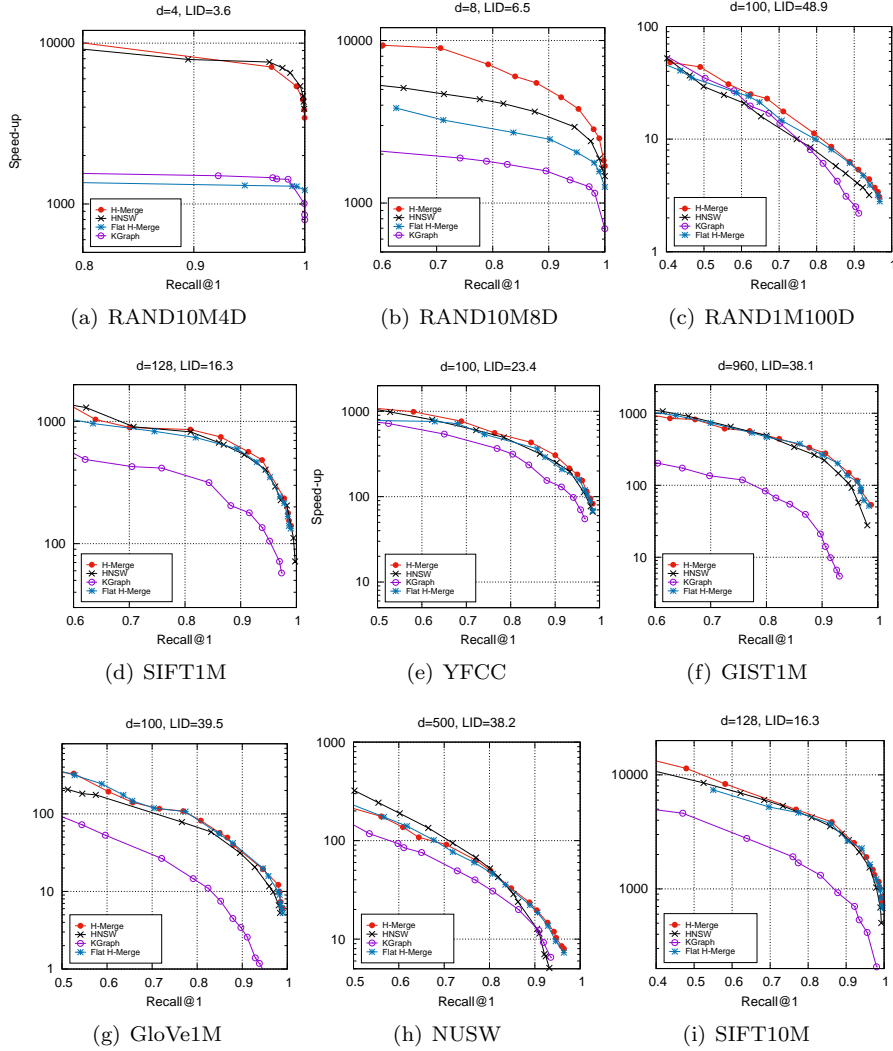


Figure 5: The NN search performance among graph based approaches on nine datasets.

The graph quality as well as the computation cost to build the approximate k -NN graph for 10 datasets are shown in Tab. 3. For all the approaches studied here, parameter k is fixed to 40. For H-Merge and NN-Descent, the k -NN graph construction is sped-up by OpenMP. While OpenMP is not applied on HNSW since it causes search performance fluctuation on dataset such as GIST1M. In

general, H-Merge takes roughly twice more time to produce the approximate k -NN graph than NN-Descent. This is little bit above the complexity bound we analyzed in Section 3.4 due to the computation overhead induced by additional operations. However, this extra cost brings us the extra bonus, namely the graph hierarchy. The graph quality of H-Merge and NN-Descent is similar in most of the cases. Since there are many true neighbors have been deliberately removed from HNSW graphs, its approximate k -NN graph quality is considerably lower than the other. It is clear to see that HNSW graphs are specifically designed for search task.

The search performance of four approaches are shown in the Fig. 5. It is clear to see H-Merge, HNSW and Flat H-Merge outperform KGraph by a large margin on most of all the datasets. Since the quality of graphs that support the NN search for KGraph and Flat H-Merge are similar, the performance gap between them largely owes to the graph diversification operation that is adopted in Flat H-Merge. Notice that similar graph diversification is also adopted in H-Merge and HNSW. H-Merge and HNSW show significantly superior performance over Flat H-Merge on low dimensional datasets such as RAND10M4D and RAND10M8D due to the support of hierarchy structure. This is the unique advantage of H-Merge and HNSW over other graph based approaches such as [3, 25, 28]. However, the performance superiority achieved by these two approaches fades away as dimension rises up to 32. As dimension grows, both hierarchical and non hierarchical approaches get more likely trapped in the close neighborhood. This is in line with the observation in [40, 25]. Nevertheless, H-Merge achieves similar performance as HNSW on 5 out of 9 datasets. While it performs considerably better than HNSW on datasets RAND10M8D, RAND1M100D, GIST1M and GloVe1M. We believe it is mainly because H-Merge applies graph diversification on a complete approximate k -NN graph.

Although HNSW and H-Merge show similar performance trend on most of the datasets, H-Merge is more attractive over HNSW for at least two reasons. First of all, H-Merge shows considerably more superior and stable performance on low dimensional data. Moreover, H-Merge is able to produce and maintain a high quality approximate k -NN graph for an open set. It is particularly helpful for multimedia websites, where we should maintain a dynamic k -NN graphs for the connections between similar photos and videos and support fast NN search in the meantime.

5.3.2. Comparison to Approaches in the Literature

In this evaluation, we further study the performance of H-Merge in comparison to NN search approaches in the literature. Eight representative approaches in the literature are considered in the comparison. Namely, they are SRS [37], PQ [18], FLANN [15], Annoy [38], DPG [25], KGraph [3] and HNSW [10]. For DPG, its indexing graph is derived from approximate k -NN graph produced by NN-Descent. So it shares the same approximate k -NN graph as KGraph. For all the approaches considered here, the parameters are set according to either the original paper or codes released by the authors. Four datasets ranging from “easy” to “hard” are selected in the comparison. For each approach, we report

its speed-up over brute-force search when the top-1 search recall level is fixed at 0.8 and 0.9 respectively. Fig. 6 (a) and Fig. 6 (b) show the speed-ups on these two different levels.

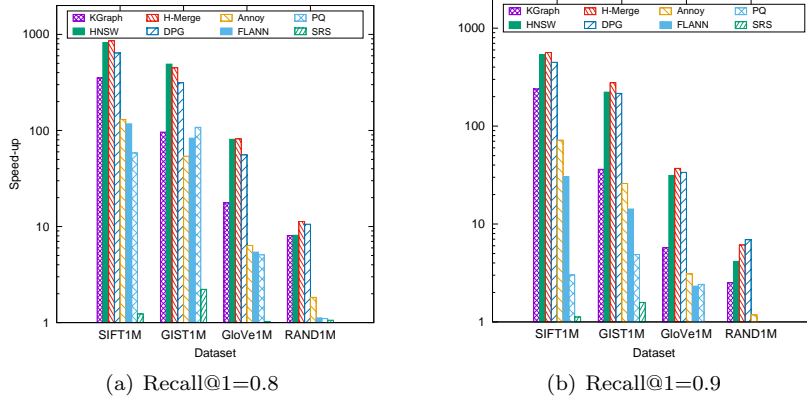


Figure 6: Performance of H-Merge in comparison to approaches in the literature.

As seen from the figure, graph based approaches H-Merge, DPG and HNSW outperform approaches of other categories considerably. Compared to non-hierarchical graph-based approaches (DPG and KGraph), the performance from H-Merge and HNSW is overall slightly better. However, no significant performance gap is observed between hierarchical approaches (e.g., HNSW and H-Merge) and non hierarchical approaches (e.g., DPG and KGraph) on these high dimensional datasets. This again confirms that hierarchy structure is able to slightly alleviate the complexity induced by the increase of data dimension, but unable to overcome it. The hierarchy structure is helpful when both the data dimension and intrinsic data dimension are low. In general, H-Merge overall achieves the best performance across the whole datasets.

6. Conclusion

We have addressed the issues of merging k -NN graphs, which have been long overlooked in the literature. Three simple but effective solutions namely P-Merge, J-Merge and H-Merge are proposed. They can be viewed as extensions over classic NN-Descent algorithm and are tailored to addressing the issues that are unsolvable with original NN-Descent. P-Merge is designed to merge two existing graphs, which is the critical step for parallel approximate k -NN graph computation. J-Merge addresses the problem of building approximate k -NN graph for an open set, which is hardly achievable with state-of-the-art approaches. Deriving from J-Merge, H-Merge builds the approximate k -NN graph in an hierarchical manner, which facilitates fast NN search particularly for low dimensional data. Moreover, the hierarchical graphs built by H-Merge

could grow incrementally as well with the support of J-Merge. All the merge algorithms presented in the paper maintain the coherence, genericness and the simplicity exhibited in NN-Descent. Extensive experiments are carried out to verify the effectiveness of the proposed solutions both for approximate k-NN graph construction and large-scale NN search.

Acknowledgments

This work is supported by National Natural Science Foundation of China under grants 61572408.

References

- [1] J. B. Tenenbaum, V. de Silva, J. C. Langford, A global geometric framework for nonlinear dimensionality reduction, *Science* 5500 (290) (2000) 2319–2323. doi:DOI:10.1126/science.295.5552.7a.
- [2] S. T. Roweis, L. K. Saul, Report nonlinear dimensionality reduction by locally linear embedding, *Science* 5500 (290) (2000) 2323–2326. doi:10.1126/science.290.5500.2323.
- [3] W. Dong, C. Moses, K. Li, Efficient k-nearest neighbor graph construction for generic similarity measures, in: *Proceedings of the 20th International Conference on World Wide Web, WWW’11*, ACM, New York, NY, USA, 2011, pp. 577–586. doi:10.1145/1963405.1963487.
- [4] C. Fu, D. Cai, EFANNA : An extremely fast approximate nearest neighbor search algorithm based on knn graph, *arXiv.orgArXiv:1609.07228*.
- [5] J. Chen, H. ren Fang, Yousef, Fast approximate knn graph construction for high dimensional data via recursive lanczos bisection, *Journal of Machine Learning Research* 10 (2009) 1989–2012.
- [6] J. Wang, J. Wang, G. Zeng, Z. Tu, R. Gan, S. Li, Scalable k-nn graph construction for visual descriptors, in: *CVPR, 2012*, pp. 1106–1113. doi:10.1109/CVPR.2012.6247790.
- [7] Y.-M. Zhang, K. Huang, G. Geng, C.-L. Liu, Fast knn graph construction with locality sensitive hashing, in: *Proceedings of Machine Learning and Knowledge Discovery in Databases: European Conference*, pp. 660–674.
- [8] K. Hajebi, Y. Abbasi-Yadkor, H. Shahbazi, H. Zhang, Fast approximate nearest-neighbor search with k-nearest neighbor graph, in: *International Joint Conference on Artificial Intelligence, 2011*, pp. 1312–1317.
- [9] Y. A. Malkov, A. Ponomarenko, A. Lovinov, V. Krylov, Approximate nearest neighbor algorithm based on navigable small world graphs, *Information Systems*doi:http://dx.doi.org/10.1016/j.is.2013.10.006.

- [10] Y. A. Malkov, D. A. Yashunin, Efficient and robust approximate nearest neighbor search using hierarchical navigable small world graphs, *Trans. PAMI* (2018) 1–1 [doi:10.1109/TPAMI.2018.2889473](#).
- [11] J. L. Bentley, Multidimensional binary search trees used for associative searching, *Communications of ACM* 18 (9) (1975) 509–517. [doi:10.1145/361002.361007](#).
- [12] A. Guttman, R-trees: A dynamic index structure for spatial searching, in: *Proceedings of the 1984 ACM SIGMOD international conference on Management of data*, Vol. 14, ACM, New York, NY, USA, 1984, pp. 47–57. [doi:10.1145/971697.602266](#).
- [13] S. Berchtold, D. A. Keim, H.-P. Kriegel, The x-tree : An index structure for high-dimensional data, in: *Proceedings of the 22th International Conference on Very Large Data Bases*, 1996, pp. 28–39.
- [14] H. Lejsek, F.-H. Asmundsson, B. B. Jonsson, L. Amsaleg, Nv-tree: An efficient disk-based index for approximate search in very large high-dimensional collections, *IEEE Transactions on Pattern Analysis and Machine Intelligence* (5) (2009) 869–883. [doi:10.1109/TPAMI.2008.130](#).
- [15] M. Muja, D. G. Lowe, Scalable nearest neighbor algorithms for high dimensional data, *Trans. PAMI* 36 (2014) 2227–2240. [doi:10.1109/TPAMI.2014.2321376](#).
- [16] C. Silpa-Anan, R. Hartley, Optimised kd-trees for fast image descriptor matching, in: *CVPR*, 2008. [doi:10.1109/CVPR.2008.4587638](#).
- [17] Y. Chen, T. Guan, C. Wang, Approximate nearest neighbor search by residual vector quantization, *Sensors* 10 (2010) 11259–11273.
- [18] H. Jégou, M. Douze, C. Schmid, Product quantization for nearest neighbor search, *Trans. PAMI* 33 (1) (2011) 117–128. [doi:10.1109/TPAMI.2010.57](#).
- [19] A. Babenko, V. Lempitsky, Efficient indexing of billion-scale datasets of deep descriptors, in: *CVPR*, 2016, pp. 2055–2063.
- [20] T. Zhang, C. Du, J. Wang, Composite quantization for approximate nearest neighbor search, in: *ICML*, 2014, pp. 838–846.
- [21] M. Datar, N. Immorlica, P. Indyk, V. S. Mirrokni, Locality-sensitive hashing scheme based on p-stable distributions, in: *Proceedings of the Twentieth Annual Symposium on Computational Geometry*, ACM, New York, NY, USA, 2004, pp. 253–262. [doi:10.1145/997817.997857](#).
- [22] Q. Lv, W. Josephson, Z. Wang, M. C. amd Kai Li, Multi-probe lsh: Efficient indexing for high-dimensional similarity search, in: *Proceedings of Very Large Data bases*, 2007.

- [23] W. Liu, J. Wang, R. Ji, Y. G. Jiang, S. F. Chang, Supervised hashing with kernels, in: CVPR, 2012.
- [24] M. Datar, P. Indyk, N. Immorlica, V. S. Mirrokni, Locality-sensitive hashing scheme based on p-stable distributions, in: Twentieth Symposium on Computational Geometry, 2004.
- [25] W. Li, Y. Zhang, Y. Sun, W. Wang, W. Zhang, X. Lin, Approximate nearest neighbor search on high dimensional data-experiments, analysis and improvement, IEEE Transactions on Knowledge and Data Engineering (2019) 1–1doi:10.1109/TKDE.2019.2909204.
- [26] W.-L. Zhao, k-NN graph construction: a generic online approach, Arxiv.org abs/1804.03032, <https://arxiv.org/abs/1804.03032>.
- [27] C. Fu, C. Xiang, C. Wang, D. Cai, Fast approximate nearest neighbor search with the navigating spreading-out graph, in: The Proceedings of the VLDB Endowment, Vol. 12, 2019, pp. 461–474.
- [28] J. V. Muoz, M. A. Goncalves, Z. Dias, R. da S. Torres, Hierarchical clustering-based graphs for large scale approximate nearest neighbor search, Pattern Recognition 96 (2019) 106970. doi:<https://doi.org/10.1016/j.patcog.2019.106970>.
- [29] B. Harwood, T. Drummond, FANNG: Fast approximate nearest neighbour graphs, in: CVPR, 2016, pp. 5713–5722. doi:10.1109/CVPR.2016.616.
- [30] E. Levina, P. J. Bickel, Maximum likelihood estimation of intrinsic dimension, Advances in Neural Information Processing Systemsdoi:10.1.1.723.7009.
- [31] D. G. Lowe, Distinctive image features from scale-invariant keypoints, International Journal on Computer Vision 60 (2) (2004) 91–110.
- [32] M. Douze, H. Jégou, H. Singh, L. Amsaleg, C. Schmid, Evaluation of GIST descriptors for web-scale image search, in: CIVR, 2009, pp. 19:1–19:8. doi:10.1145/1646396.1646421.
- [33] J. Pennington, R. Socher, C. D. Manning, Glove: Global vectors for word representation, in: Empirical Methods in Natural Language Processing (EMNLP), 2014, pp. 1532–1543.
URL <http://www.aclweb.org/anthology/D14-1162>
- [34] G. Amato, F. Falchi, C. Gennaro, F. Rabitti, YFCC100M hybridnet fc6 deep features for content-based image retrieval, in: Proceedings of the 2016 ACM Workshop on Multimedia COMMONS, 2016, pp. 11–18. doi:10.1145/2983554.2983557.
- [35] T.-S. Chua, J. Tang, R. Hong, H. Li, Z. Luo, Y.-T. Zheng, Nus-wide: A real-world web image database from national university of singapore, in: CIVR, Santorini, Greece., 2009.

- [36] J. Sivic, A. Zisserman, Video Google: A text retrieval approach to object matching in videos, in: ICCV, 2003.
- [37] Y. Sun, W. Wang, J. Qin, Y. Zhang, X. Lin, SRS: solving c-approximate nearest neighbor queries in high dimensional euclidean space with a tiny, in: The Proceedings of the VLDB Endowment, 2014, pp. 1–12.
- [38] E. Bernhardsson, Annoy: approximate nearest neighbors in c++/python optimized for memory usage and loading/saving to disk (2016).
URL <https://github.com/spotify/annoy>
- [39] OpenMP: open multiprocessing, <https://www.openmp.org/>.
- [40] P. C. Lin, W. L. Zhao, Graph based nearest neighbor search: Promises and failures, arXiv.org <https://arxiv.org/abs/1904.02077>.