

Salient Slices: Improved Neural Network Training and Performance with Image Entropy

Steven J. Frank and Andrea M. Frank

Abstract—As a training and analysis strategy for convolutional neural networks (CNNs), we slice images into tiled segments and use, for training and prediction, segments that both satisfy an information criterion and contain sufficient content to support classification. In particular, we utilize image entropy as the information criterion. This ensures that each tile carries as much information diversity as the original image, and for many applications serves as an indicator of usefulness in classification. To make predictions, a probability aggregation framework is applied to probabilities assigned by the CNN to the input image tiles. This technique facilitates the use of large, high-resolution images that would be impractical to analyze unmodified; provides data augmentation for training, which is particularly valuable when image availability is limited; and the ensemble nature of the input for prediction enhances its accuracy.

I. INTRODUCTION

Effective training of neural networks, particularly convolutional neural networks (CNNs), depends critically on the availability of high-quality data. While a robust architecture and adequate computational capacity (not to mention patience) are essential, a dearth of data can doom otherwise promising efforts. Goodfellow et al., 2016 estimates that achieving human-level classification performance requires training a neural network with about 5000 labels per class. As a result, various strategies for data augmentation and repurposing have been developed to do more with less, and heroic efforts have been made to hoard quality data into vast and expanding repositories for public use.

Sometimes, however, the data simply isn't there. In our particular area of interest, artwork attribution and the detection of forgeries, the scope of the dataset cannot exceed a particular artist's output. But many other areas of interest have similar limitations — histology slides may be rare for unusual medical conditions, for example, and legal (e.g., patient privacy) restrictions can prevent widespread dissemination of imaging data that does exist.

A second challenge is image size. Convolution is a computationally expensive operation, and for large images, the number of convolutions performed (particularly by the first CNN layers) scales with the product of the resolution dimensions. Training will be slow and the input and memory limits of a CNN architecture may be tested. Conventional strategies of downsampling the image or simplifying the architecture sacrifice the ability of a CNN to classify based on fine or subtle features.

II. DOMAIN CHALLENGES

Analyzing artwork for attribution or authenticity based solely on the visual characteristics of the work itself represents a demanding classification task. Whereas physico-chemical analysis of canvas and paint can scientifically refute authenticity (e.g., due to inconsistencies between the analyzed work and materials available to the

artist), art connoisseurs and historians often disagree over the stroke-level and stylistic features that characterize an artist's true work. No accepted methodology exists for identifying such features, which in any case can evolve over an artist's career. A century ago, Rembrandt's total output was estimated at 711 works. That number began to shrink, soon quite dramatically, following the establishment of the Rembrandt Research Project in 1968. Members of this committee, Dutch art historians charged with the task of de-attributing dubious Rembrandts, often disagreed over stylistic criteria, and the very existence of such disagreement frequently resulted in de-attribution. Dozens of works were rejected. By 1989, only 250 works had survived their judgment, although the committee restored 90 or so paintings to the canon before disbanding in 2011.

With so much vigorous and evolving expert disagreement over a single artist's work, the goal of identifying artist-specific (much less universal) indicia of authenticity seems hopeless — making the domain in many ways ideal for analysis with CNNs, which are adaptive and learn their own visual criteria. Numerous researchers (Lecoutre et al., 2017; Balakrishnan et al., 2017; Tan et al., 2016; Saleh et al., 2015; Bar et al., 2014) have used CNNs to categorize art images by movement and style (in some ways a more formidable, if not intractable problem, since art styles resist formal definition and often overlap). Another effort, dubbed PigeoNET, attempted to classify a large collection of paintings by artist rather than style (van Noord et al., 2015). These efforts have all involved whole-image classification and suffer from low image resolutions.

We are aware of very few efforts to perform artist attribution using a trained CNN, and these have involved hand-engineered features (Elgammal et al., 2017; Saleh et al., 2015; Karayev et al., 2014; Johnson et al., 2008; Li et al., 2004; Lyu et al., 2004; Sablatnig et al., 1998).

III. METHODOLOGY

Here we attempt to perform CNN classification of artwork at high resolution, permitting the computational analysis to consider fine, brushstroke-level detail not visible in coarse images; and to avoid the need for artist-specific feature engineering and the attendant subjectivity.

A. Image Entropy

Image fragments, rather than whole images, have been employed in tasks ranging from object detection and classification (Ullman et al., 2001) to identification of lung carcinomas in histopathology images (Yu et al., 2019). Our concern is identifying image fragments most likely to speed CNN training and support testing, i.e., which represent the most visually salient portions of an image for the ultimate classification task.

The entropy of an image, from the purview of information theory, represents the degree of randomness of its pixel values, just as the entropy of a message denotes (as a base-2 log) the amount of useful, nonredundant information that the message encodes:

$$H = - \sum_k p_k \log_2(p_k)$$

In a linear message, p_k is the probability associated with each possible data value k . For an image, local entropy is related to the complexity within a given neighborhood, sometimes defined by a structuring element such as a circular or square region, or the entire image. Thus, the entropy H of a two-dimensional grayscale image (or one channel of a color image) can be calculated at each pixel position (i,j) across the image or within the region defined by the structuring element, and centered at (i,j) . We measured entropies across the entire painting or tile using the above equation. Coded in Python, the operation takes 2-3 sec for an average-

sized painting using Google Colabs (although actually generating tiles can take up to 5 min).

For our purposes, we view image entropy as roughly corresponding to the diversity of visual information present in an image. As indicated in Fig. 1, the complexity of an image corresponds intuitively with the entropy and reflects its logarithmic character. To the extent that increasing image entropy correlates with increasingly rich feature content captured in the convolutional layers of a CNN, it provides a useful basis for selecting image tiles. Our approach is to divide an image into discrete but partially overlapping tiles and retain only those tiles whose entropies equal or exceed the entropy of the whole image. Although no subimage will contain as much information *content* as the original, our conjecture is that a subimage with comparable information *diversity* will, on average, be classified like the source image by a trained CNN.




Fig. 1: Entropies of a Dutch still life, a diagonal bar, and a uniform field

Fig. 2 suggests the plausibility of this conjecture for representational art. For illustrative purposes, we applied the entropy criterion to 100×100 pixel tiles derived from a source image at

relatively low (463×600 pixel) image resolution. The retained subimages capture the most visually complex elements of a portrait — the hands, facial details, elaborate clothing features. They’re the parts that attract our information-hungry eyes and, we find, drive the operation of a CNN.

Because information diversity is not the same as information content, however, image entropy does not provide a useful basis for defining a minimum tile size; even very small tiles can have high entropies. We therefore test a stepped sequence of tile sizes to determine the optimal size for our task, and as discussed below, the optimal size depends strongly on the artist studied.

B. Classification Metrics

We tested two classification metrics: average tile probability and majority vote. At the tile level, a probability approaching 1 corresponds to a high likelihood that the tile is attributable to the artist under study, while a probability approaching 0 represents a high likelihood that it is not. Assigning an image classification based on average tile probabilities or by majority vote nearly always produces the same result, and when the outcomes differ, there is no evident bias toward one classification. For consistency, herein we report results in terms of average tile probability.



Fig. 2: A source Rembrandt image at relatively low resolution and 100×100 pixel image tiles derived from it using our algorithm

C. System Design and Datasets

We investigated whether a CNN could accurately distinguish the work of two artists, Rembrandt and Vincent van Gogh, from their imitators and those whose work they influenced. We focused on Rembrandt’s portraits and van Gogh’s landscapes. As detailed below, we compared the performance of our algorithm against tile sets selected at random, and also compared square tiles with rectangular tiles whose aspect ratios matched those of the paintings from which they were drawn.

Training and use of a CNN with image fragments necessitates relative consistency among digitized image resolutions, i.e., image pixels per unit width or height of canvas in the case of

paintings. Candidate images were therefore screened to ensure that the image resolutions did not vary by more than a factor of about five (to avoid excessive, and potentially distortive, downsampling) but exceeded our target image resolution (to avoid upsampling); specifically, all images were resized to a consistent image resolution of 26.81 pixels per cm of canvas in the case of Rembrandt and 25.00 pixels/cm for van Gogh; the rescaled Rembrandt images had an average size (width \times height) of about 2150 \times 2700 pixels and the average size of the rescaled van Goghs was 1780 \times 1440.¹ All images and tiles have a bit depth of eight.

The choice of Rembrandt portraits and van Gogh landscapes as subjects reflects an effort to generalize as much as possible across representational artists and genres. Unlike Rembrandt, van Gogh is known for his daring, expressive brushstrokes and dramatic juxtapositions of color — implying that the features important for classifying van Gogh will occur at smaller scales than for Rembrandt. Our results suggest that a wide range of representational art should fall within the categories broadly delineated by these selected artists and genres.

The hoped-for ability of the system we describe to detect forgeries also points to risks associated with training and test datasets. John Rewald, a distinguished historian of Impressionism and Post-Impressionism, remarked that van Gogh may well have been forged “more frequently than any other modern master” (Bailey, 1997). The risks associated with Rembrandt may be even worse, since, unlike van Gogh, he had 100 recorded students — and as one Rembrandt scholar has noted, “It was the pupil’s business to look like the master” (Brenson, 1985). Can the ground truth of a dataset be trusted in the face of such questions surrounding authenticity?

We have confidence in our datasets thanks to the age and fame of the paintings we analyzed and the persistent scholarly scrutiny to which they have been subjected. All of the Rembrandt works in our dataset have been authenticated by the Rembrandt Research Project. The works of van Gogh have also undergone extensive analysis, with the most recent catalogue raisonné raising new doubts over 45 paintings and drawings (Hulsker, 1996); once again, the works in our dataset have not been questioned.

Because our technique deliberately avoids feature engineering, success depends on strategies for data curation. Similarity judgments are necessarily subjective, but we made efforts to span, for our comparative images, a range extending from very close to evocative but readily distinguishable in order to retain fine distinctions without overfitting — that is, to broaden

classification capability beyond the specific artists represented in the training set with acceptable accuracy. We used a split of Rembrandt portraits and comparative portraits selected for varying degrees of pictorial similarity to the Rembrandts. Our van Gogh dataset was evenly divided between his landscapes and those of close imitators, such as the Swiss painter Cuno Amiet, as well as contemporary and later works that clearly show van Gogh’s influence.² We kept our Rembrandt dataset smaller than the van Gogh set — 51 training/25 test images for Rembrandt, 100 training/52 test images for van Gogh — partly due to the relative paucity of available images for rigorously authenticated Rembrandt portraits but also with the aim of assessing performance with relatively few training images; only 36 authentic paintings by Rembrandt’s compatriot Johannes Vermeer have been identified, for example, so the need for large numbers of training examples would potentially exclude many interesting studies.

We first attempted to identify an optimal CNN architecture. For both artists, we prepared tile sets ranging in size from 100×100 to 650×650 pixels in 50-pixel steps. Above this tile size, we encountered memory errors even with 32 GB of volatile storage. The more serious problem, however, is the diminishing number of generated tiles and the still smaller number that passed the entropy criterion. While the training set can be expanded, a tested image can only yield a certain number of large tiles and only some of these will satisfy the entropy discriminator; as the number of tested tiles decreases, the accuracy-enhancing benefits of ensemble averaging erode.

D. System-Level and Tile-Selection Refinements

Good performance for our classification task appears to require a simple model. We trained and tested three-layer and five-layer models as well as the VGG16 and ResNet 50 architectures, the latter two models pre-trained on the ImageNet dataset. Both of the more complex architectures produced inferior results for van Gogh and failed altogether for Rembrandt, with VGG16 attributing every tile to Rembrandt with a probability of 1.0 and ResNet50 assigning nearly all probabilities within 1% of the decision boundary. Further testing demonstrated the superiority of a model with five convolutional layers over a three-layer model, and we found the optimal learning rate to be 0.001. Three dropout layers proved optimal. Our models used five max pooling layers, five batch normalization layers, sigmoid activation, a binary cross-entropy loss function, and an Adam optimizer. Source code for all tested models has been posted.³

The number of training and testing tiles necessarily depended strongly on the tile size. With 50% overlap, we obtained 11,761 100×100 Rembrandt and non-Rembrandt training tiles but only 276 800×800 training tiles. We found that 15-20% of the candidate tiles satisfied the entropy criterion across all tile sizes. For the larger van Gogh training set, we obtained 10,700 100×100 training tiles and 245 800×800 training tiles. This reflected a much lower retention rate following application of the entropy discriminator, which we discuss below.

IV. RESULTS AND DISCUSSION

Our initial results, shown in Table 1, demonstrate a pronounced difference between the two artists in terms of optimal tile size. For Rembrandt, classification accuracy peaked at the 450×450 tile size corresponding, roughly, to a face-size feature as illustrated in Fig. 3. For comparative purposes we trained and tested models at a larger resolution (50 pixels per canvas cm), and found that results were substantially worse across all tile sizes — not surprising, because a larger resolution magnifies the image and consequently emphasizes smaller features. Moreover, at this higher resolution, photographic imperfections (blur) became evident.

Peak accuracy for van Gogh, by contrast, occurred at much smaller tile sizes that restrict CNN analysis to finer levels of detail. It appears that, whereas van Gogh’s unique signature — the distinctive features that facilitate accurate convolution-based classification — appears at the brushstroke level, what sets Rembrandt apart from his imitators emerges at the level of composition. These results challenge the assumption, common among art connoisseurs, that an artist’s signature is invariably found in his or her stroke (van Dantzig, 1973; Laurie, 1932). Perhaps Rembrandt’s brushstrokes were rather ordinary, or maybe as a teacher he imparted his mechanics well; perhaps van Gogh’s emotive engagement with the canvas resists facile duplication. Such speculations are also facile. What is quite likely, however, is that different representational artists will be most successfully distinguished at scales corresponding to what, in some sense, characterizes their visual uniqueness — and that Rembrandt and van Gogh exemplify opposite poles.

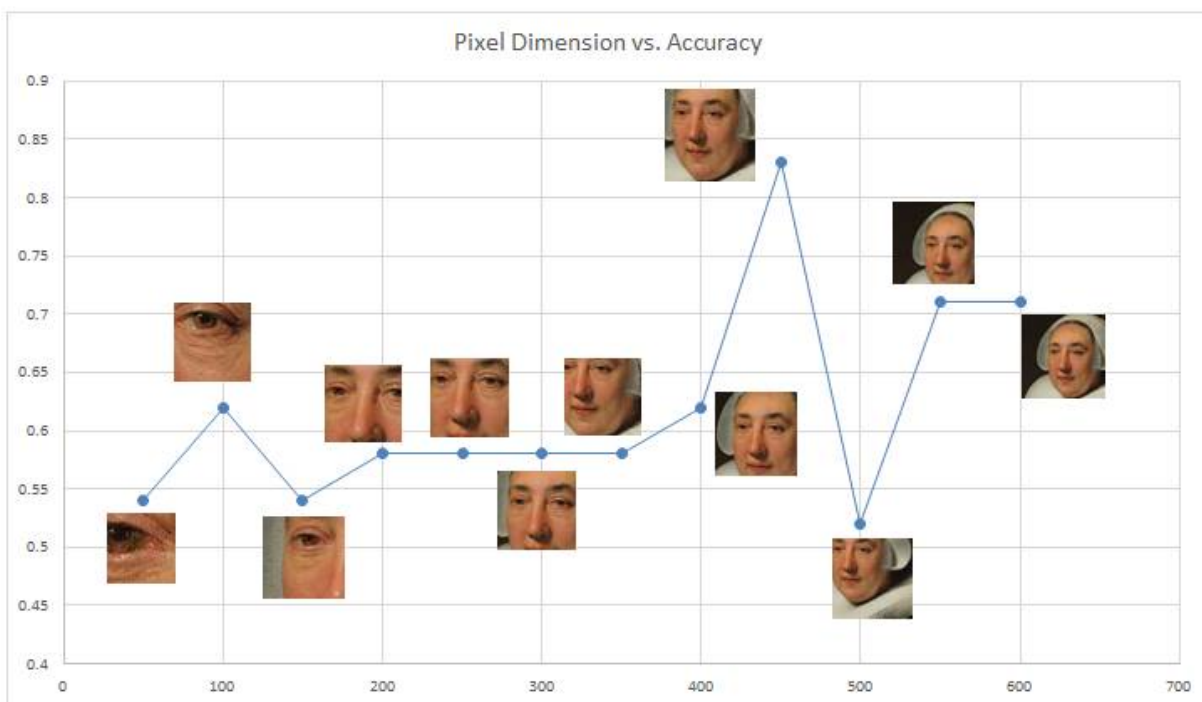


Fig. 3: Classification accuracy vs. tile size with representative features from the same Rembrandt portrait shown for each size

We found that one strategy for improving accuracy is to augment the overlap among testing tiles and, for larger tiles, in the training set as well to boost numbers. Increasing tile overlap in the test set from 50% to 75% reduced the average image classification error (which we define as the average absolute difference between 0.5 and the probability assigned to a misclassified painting) by 15%; further overlap had negligible effects. We re-tested our models with tiles obtained using this larger overlap, and the accuracies presented in Table 1 reflect this approach. We noted that many of the misclassified paintings had prediction probabilities close to the decision boundary. Averaging the painting-level probabilities produced by two models or, better, using linear optimization to weight each model’s output so as to minimize the average image classification error boosts overall accuracy — from 83% to 92% in the case of Rembrandt, and from 90% to 92% in the case of van Gogh. Combining results in this way seems reasonable because, first, multi-scale CNN training has been applied successfully to artwork classification (van Noord et al., 2017), and second, any professional attribution exercise will consider a work at different feature scales.

OVERALL COMPARISON

Model	Rembrandt	van Gogh
<i>5-layer</i>		
Best accuracy/tile size	83% / 450	90% / 100
Best accuracy variance	7.15%	5.0%
Best accuracy/tile combination	92% / 300+450	92% / 100+150
Randomly selected tiles	67% / 450	80% / 100
Rectangular tiles	(test not performed)	84% / 150
<i>Entropy criterion relaxed 1%</i>		
Best accuracy/tile size	(test not performed)	92% / 150
Best accuracy/tile combination		94% / 100+150
<i>ResNet50</i>		
Best accuracy/tile size	(Failed)	61% / 150
<i>VGG16</i>		
Best accuracy/tile size	(Failed)	53% / 150

Table 1: Performance comparison among models and methodologies for tile definition and selection. For van Gogh we obtained more qualifying tiles, and better accuracy, by relaxing the entropy criterion by 1%. Variance was computed across tile-level probabilities and represents prediction consistency.

We compared our entropy-based selection criterion with random tile selection. As shown in Table 1, we found that the entropy criterion produces a substantial increase in accuracy for Rembrandt and an appreciable but smaller benefit for van Gogh. To investigate the difference, we obtained and plotted, for both artists and the comparative images, entropies associated with optimally sized tiles. The results appear in Fig. 4. While the Rembrandt tiles^{iv} exhibit a largely normal distribution, van Gogh tiles skew strongly toward high entropies — perhaps not surprisingly, given van Gogh’s brushstroke style. More specifically, the median entropy of the van Gogh tiles (6.92) is close to the average image entropy of the paintings (7.43); for Rembrandt, by contrast, the median tile entropy (4.74) is considerably further away

from average painting entropy (6.15) — a significant difference given the logarithmic form of the entropy equation. What this means is that, for van Gogh, a random tile is likely to have high entropy, so the performance of randomly selected tiles inherently approaches that of tiles selected explicitly based on image entropy.

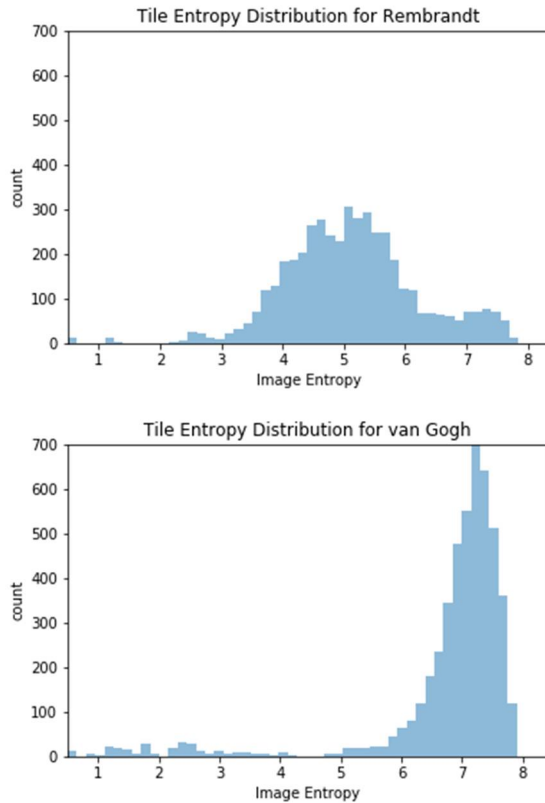


Fig. 4: Image entropy distributions for Rembrandt (450×450) and van Gogh (100×100) tiles

The skewed distribution for van Gogh tiles also accounts for the much lower tile-retention rate noted above. While tile entropy peaks at the average painting entropy of 7.43, relatively few tiles have entropies larger than that. By relaxing the discrimination criterion by 1% — that is, retaining tiles with entropies equal to or exceeding 99% of the painting entropy — the retention rate triples to 15%,

comparable to that observed for Rembrandt tiles. Retraining and retesting with van Gogh tiles selected with this relaxed criterion, we found that accuracy increased from 90% to 94% with weighted probabilities (though the average classification error was comparable). We then performed cross-validations studies with the results set forth in Table 2.

PERFORMANCE STATISTICS

<i>Artist</i>	<i>Model</i>	<i>Avg. Tiles/Image</i>	<i>Cross- Validation Average</i>	<i>95% Confidence Interval</i>
<i>Rembrandt</i>	450×450	29	0.86	0.77 – 0.96
<i>van Gogh</i>	150×150	146	0.91	0.88 – 0.93
<i>van Gogh</i>	100×100	360	0.89	0.88 – 0.91

Table 2: For the best tile sizes, we performed four-fold (for Rembrandt) and five-fold (for van Gogh, with the relaxed entropy criterion) cross-validation. The table lists the average number of tiles per image, for training and testing purposes, that qualified for evaluation, and both average accuracy and 95% confidence intervals for the cross-validation tests.

Overfitting invariably set in short of 30 epochs and often much earlier. At the best-performing 450×450 tile size, for example, accuracy for Rembrandt peaked after 14 epochs at 83% and subsequently declined, as shown in Fig. 5.

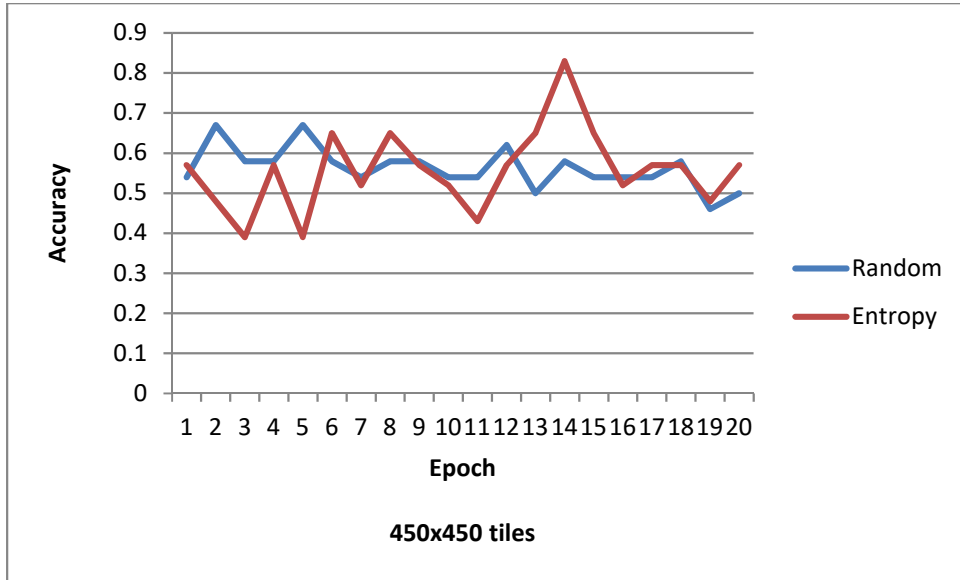


Fig. 5: Model performance with training for 450×450 Rembrandt tiles

This pattern characterized all tile scales that produced meaningful (i.e., better than guessing) results: a plateau followed by a peak occurring at an epoch ranging from 7 to 21 followed by a plateau; though noisy (due, presumably, to the effects of averaging over many tiles), the pattern, when smoothed, conforms to the classic paradigm of diminishing training error followed by increasing generalization error as overfitting sets in (Sammut et al., 2011). Because of the ensemble averaging, validation accuracy at a tile level bears little relation to overall classification accuracy, so early stopping is not a useful strategy, nor are validation metrics particularly meaningful.

Fig. 5 also illustrates training behavior using randomly selected tiles, which do not produce a distinct accuracy peak — supporting our contention that high image entropy enhances CNN performance for this classification task.

We put our approach to the test by evaluating seven works that have been subject to attribution controversy, and Table 3 compares our results to the current consensus of scholars. Also appearing in Table 3 is our successful classification of a van Gogh fake painted by a famous forger, John Myatt.

CONTROVERSIAL WORKS

<i>Title</i>	<i>Scholarly Consensus</i>	<i>Our Classification</i>	<i>Probability</i>
<i>Man with the Golden Helmet</i>	School of Rembrandt	Rembrandt	0.85
<i>Portrait of A Young Gentleman</i>	Rembrandt	Rembrandt	0.81
<i>Portrait of Elisabeth Bas</i>	Ferdinand Bol	Not Rembrandt	0.39
<i>The Polish Rider</i>	Rembrandt	Rembrandt	0.57
<i>View of Auvers-sur-Oise</i>	van Gogh	van Gogh	0.90
<i>Garden of the Asylum</i>	van Gogh	van Gogh	0.98
<i>Three Pairs of Shoes</i>	van Gogh	van Gogh	0.54
<i>Church at Auvers</i>	(John Myatt fake)	Not van Gogh	0.29

Table 3: Overall classifications and average probabilities across tested tiles for controversial works whose attributions have shifted over time, and for a known fake (i.e., a work painted to resemble van Gogh but not passed off as his work)

The Rembrandt controversies, some of which have raged for over a century, are well described in van de Wetering, 2017. Bailey, 1997; Bailey, 2005; Hendriks et al., 2001; and Hulsker, 1996 discuss questions surrounding the listed van Gogh works. John Myatt’s career turn from notorious forger to celebrity painter of “genuine fakes” is chronicled in Charney, 2015.

Our best models, in isolation or combined in a weighted average with a second model, classify all but one work in accord with expert consensus. (Table 3 reflects weighted-average probabilities.) The exception is *Man with the Golden Helmet*, which our algorithm decisively classifies as a Rembrandt. Probing more deeply into the scholarship surrounding the Rembrandt Research Project’s de-attribution of this painting, we find this justification: “In particular the thick application of paint to the helmet in contrast to the conspicuously flat rendering of the face, robe and background, which are placed adjacent to each other without a transition, does not correspond to Rembrandt’s way of working” (Kleinert et al.). Given the relative inaccuracies of Rembrandt models based on detail-level tiles, we

modestly question the reliability of attribution judgments based on fine surface features.

V. LIMITATIONS, STRATEGIES, EXTENSIONS

We were encouraged by a prediction accuracy exceeding 90% using relatively small training sets drawn from a small number of images. Thanks to the effects of ensemble averaging, we were able to examine candidate works computationally at multiple feature scales and average out most of the classification errors. Our approach avoids hand-engineered features but requires careful attention both to data curation and tile sizes. Indeed, even models trained on large and diverse datasets can never fully settle issues of authenticity, because no training set can include all past or future imitative efforts. Trained models will always be incomplete and potentially spoofed by forgeries outside the generalization achieved by training.

Although it is straightforward to identify an optimal tile size and combine results from multiple sizes with weighting, it is important not to allow the mechanics to obscure the classification context. To analyze paintings, candidate tile sizes should range from brushstroke detail to compositional motifs. The size range for medical images, by contrast, will be dictated by considerations of anatomy and pathology. Researchers developing a deep-learning system for classifying biopsy images, for example, recently discovered that the most predictive features for breast-cancer survival lie in the region surrounding tumor cells — not the cells themselves (Dolgin, 2018). Too small and skewed a size range (selected to resolve cells, for example) would miss these essential larger-scale features.

More broadly, we see the Salient Slices technique as useful for analyzing and classifying images having heterogeneous visual features and where visual information diversity correlates with classification accuracy. Representational art strikes us as one such domain. Abstract art, by contrast — particularly where the trace of the artist’s hand is not necessarily manifest in high-entropy image regions — would not prove as good a candidate for this technique. A compelling feature of Jackson

Pollock's drip paintings, for example, is the way the center is unified and organized by diminishing content toward the edges. If sparse edges are key to identifying Pollocks, our technique would perform poorly — perhaps so poorly as to be useful, if the selection criterion were flipped from high to low image entropy.

We hope that Salient Slices will prove effective as a tool to sharpen the expert's eye; we know it will never be a replacement.

References

- M. Bailey, "The Fakes Controversy," The Art Newspaper, July-Aug. 1997.
- M. Bailey, "Van Gogh: The Fakes Debate," Apollo Magazine, Jan. 1, 2005.
- T. Balakrishnan, S. Rosston, and E. Tang, "Using CNN to Classify and Understand Artists from the Rijksmuseum," Technical report, Stanford University, 2017.
- Y. Bar, N. Levy, and L. Wolf, "Classification of Artistic Styles using Binarized Features Derived from a Deep Neural Network," in Workshop at the European Conference on Computer Vision, pp. 71-84, Springer, 2014.
- M. Brenson, "Scholars Re-Examining Rembrandt Attributions," New York Times, p. C13, Nov. 25, 1985.
- N. Charney, The Art of Forgery, Phaidon, 2015.
- Elie Dolgin, "The First Frontier for Medical AI is the Pathology Lab," IEEE Spectrum, 29 Nov. 2018, available at <https://spectrum.ieee.org/biomedical/diagnostics/the-first-frontier-for-medical-ai-is-the-pathology-lab>
- A. Elgammal, Y. Kang, and M. Den Leeuw, "Picasso, Matisse, or a Fake? Automated Analysis of Drawings at the Stroke Level for Attribution and Authentication," arXiv:1711.03536, 2017.
- I. Goodfellow, Y. Bengio, and A. Courville, Deep Learning, MIT Press, 2016.

E. Hendriks and L. van Tilborgh, “Van Gogh’s ‘Garden of the Asylum’: Genuine or Fake?”, *Burlington Magazine* 143:1176, Mar. 2001.

J. Hulsker, *The New Complete Van Gogh: Fully Revised and Enlarged Edition of the Catalogue Raisonné*, 1996.

C. R. Johnson, E. Hendriks, I. J. Berezhtoy, E. Brevdo, S. M. Hughes, I. Daubechies, J. Li, E. Postma, and J. Z. Wang, “Image processing for artist identification,” *IEEE Signal Processing Magazine*, 25(4):37–48, 2008.

S. Karayev, M. Trentacoste, H. Han, A. Agarwala, T. Darrell, A. Hertzmann, and H. Winnemoeller, “Recognizing Image Style,” in *Proceedings of the British Machine Vision Conference*, BMVA Press, 2014.

K. Kleinert and C. Laurenze-Landsberg, “Der Mann mit dem Goldhelm,” *Staatliche Museen zu Berlin*, available at <http://www.smb-digital.de/eMuseumPlus?service=ExternalInterface&module=collection&objectId=865524&viewType=detailView>.

A.P. Laurie, *The Brush-work of Rembrandt and His School*, Oxford University Press, 1932.

A. Lecoutre, B. Négrevigne and F. Yger, “Recognizing Art Style Automatically in painting with deep learning,” *JMLR: Workshop and Conference Proceedings* 80:1-17, 2017.

S. Leibson, “Authenticating Rembrandts: CNNs Plus Image Entropy Identify the Real Paintings Among the Copies,” available at

<https://blogs.intel.com/psg/authenticating-rembrandts-cnns-plus-image-entropy-identify-the-real-paintings-among-the-copies/>.

J. Li and J. Z. Wang, "Studying digital imagery of ancient paintings by mixtures of stochastic models," IEEE Transactions on Image Processing, 13(3):340–353, 2004.

S. Lyu, D. Rockmore and H. Farid, "A digital technique for art authentication," Proceedings of the National Academy of Sciences of the United States of America, 101(49):17006–17010, 2004.

R. Sablatnig, P. Kammerer and E. Zolda, Hierarchical classification of paintings using face- and brush stroke models, 1998.

B. Saleh and A. Elgammal, "Large-scale classification of fine-art paintings: Learning the right metric on the right feature," arXiv:1505.00855, 2015.

C. Sammut and G. Webb, "Learning Curves in Machine Learning," Encyclopedia of Machine Learning, Springer, 2011.

W. Tan, C. Chan, H. Aguirre, and K. Tanaka, "Ceci n'est pas une pipe: A Deep Convolutional Network for Fine-art Paintings Classification," 2016 IEEE International Conference on Image Processing, pp. 3703-3707.

S. Ullman, E. Sali, and M. Vidal-Naquet, "A Fragment-Based Approach to Object Representation and Classification," IWVF-4 Proceedings of the 4th International Workshop on Visual Form, pp. 85-102, 2001.

M.M. van Dantzig, *Pictology: An Analytical Method for Attribution and Evaluation of Pictures*, E.J. Brill, 1973.

E. van de Wetering, *Rembrandt's Paintings Revisited: A Complete Survey*, Springer, 2017.

N. van Noord, E. Hendriks, and E. Postma, "Toward Discovery of the Artist's Style: Learning to recognize artists by their artworks," *IEEE Signal Processing Magazine*, 32:46-54, 2015.

N. van Noord and E. Postma, "Learning scale-variant and scale-invariant features for deep image classification," *Pattern Recognition*, 61:583-592, 2017.

K-H Yu, F. Wang, G. Berry, C. Ré, R. Altman, M. Snyder, and I. Kohane, "Classifying Non-Small Cell Lung Cancer Histopathology Types and Transcriptomic Subtypes using Convolutional Neural Networks," *bioRxiv preprint first posted online Jan. 25, 2019*.

End Notes

¹ The scaling of 26.81 pixels/cm for Rembrandt was based initially on the visual appearance at that resolution of the smallest tile (100×100) to be tested, which to our eyes suggested a minimum of 25 pixels/cm; we were able to increase that to 26.81 without sacrificing any source images. We found no detectable performance difference from 25.0 pixels/cm, however, and adopted the latter as our benchmark for van Gogh. We also tested tiles sampled at 50.0 pixels/cm, which did not perform nearly as well and excluded numerous source images.

² We have posted our datasets at <https://sites.google.com/view/art-eye-d/datasets>. The Rembrandt training set contains a few more non-Rembrandt paintings than Rembrandts to compensate for the greater number of qualifying Rembrandt tiles.

³ <https://github.com/stevenjayfrank/A-Eye>.

^{iv} Here references to “Rembrandt tiles” and “van Gogh tiles” include tiles of the comparative images.