

Investigating Self-Attention Network for Chinese Word Segmentation

Leilei Gan

Westlake University
ganleilei@westlake.edu.cn

Yue Zhang

Westlake University
zhangyue@westlake.edu.cn

Abstract

Neural network has become the dominant method for Chinese word segmentation. Most existing models cast the task as sequence labeling, using BiLSTM-CRF for representing the input and making output predictions. Recently, attention-based sequence models have emerged as a highly competitive alternative to LSTMs, which allow better running speed by parallelization of computation. We investigate self attention for Chinese word segmentation, making comparisons between BiLSTM-CRF models. In addition, the influence of contextualized character embeddings is investigated using BERT, and a method is proposed for integrating word information into SAN segmentation. Results show that SAN gives highly competitive results compared with BiLSTMs, with BERT and word information further improving segmentation for in-domain and cross-domain segmentation. Our final models give the best results for 6 heterogenous domain benchmarks.

1 Introduction

Word segmentation is a necessary pre-processing step for Chinese language processing (Zhang and Clark, 2007; Sun and Xu, 2011; Jiang et al., 2013; Xu and Sun, 2016; Cai et al., 2017). The dominant method treats Chinese Word Segmentation (CWS) as a sequence labeling problem (Xue, 2003), where neural network models (Yang et al., 2017; Zhou et al., 2017; Zhang et al., 2016; Cai and Zhao, 2016) have achieved the state-of-the-art results. A representative model (Chen et al., 2015b,a) takes LSTM (Hochreiter and Schmidhuber, 1997) as a feature extractor, and a standard CRF (Lafferty et al., 2001) layer is used on top of a BiLSTM layer to predict the label sequences.

Recently, self-attention network (SAN) (Vaswani et al., 2017) has been shown effectiveness for a range of natural language processing tasks, such as machine translation (Tang et al.,

2018), constituency parsing (Kitaev and Klein, 2018), and semantic role labeling (Tan et al., 2018). Compared with recurrent neural networks (RNNs) (Elman, 1990), SAN has advantages of capturing long-term dependencies and supporting parallel computing more easily. However, its effectiveness on CWS has not been fully investigated in the literature.

We empirically investigate SAN for CWS by building a SAN-CRF word segmentor, studying the influence of global and local attention for segmentation accuracy. Based on the SAN-CRF segmentation model, we investigate two further questions. First, in Chinese, characters are highly poly-semantic and the same character can have different meanings in different context. SAN has also been shown a useful method for training contextualized word representations (Devlin et al., 2018; Radford et al., 2018). We compare context-independent character representations (Mikolov et al., 2013; Pennington et al., 2014) with contextualized character representations in both in-domain and cross-domain CWS evaluation.

Second, out of vocabulary words, especially domain specific noun entities, raises a challenge for cross-domain CWS. To solve this problem, domain lexicons can be used (Zhang et al., 2014, 2018) for cross-domain CWS tasks. We consider a novel method for integrating lexicons to SAN for cross-domain CWS, using attention to integrate word information by generalizing words into POS tags, resulting in end-to-end neural type-supervised domain adaptation.

Results on three benchmarks show that SAN-CRF can achieve competitive performance compared with BiLSTM-CRF. In addition, BERT character embeddings are used for both in-domain and cross-domain evaluation. In cross-domain evaluation, the proposed neural type-supervised method gives an averaged error reduction of 30.32% on three cross-domain datasets. Our

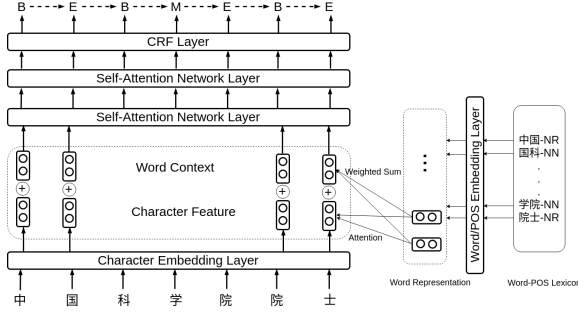


Figure 1: Model Overview

method gives the best results on standard benchmarks including CTB, PKU, MSR, ZX, FR and DL. To the best of our knowledge, we are the first to investigate SAN for CWS¹.

2 Baseline

We take BiLSTM-CRF as our baseline, which has been shown giving the state-of-the-art results (Chen et al., 2015b; Yang et al., 2018). Formally, given an input sentence with m characters $s = c_1, c_2, \dots, c_m$, where c_i denotes the i th character, the task of character based CWS is to assign each character c_i with a label y_i , where $y_i \in \{B, M, E, S\}$ (Xue, 2003). The label B, M, E and S represent the begin, middle, end of a word and single character word, respectively.

For each character c_i , its input representation \mathbf{e}_i is the concatenation of unigram character embedding \mathbf{e}_{c_i} and bigram character embedding $\mathbf{e}_{c_i c_{i+1}}$. Following (Chen et al., 2015b), we take BiLSTM to capture the context of character in both forward and backward directions.

The forward hidden state $\vec{\mathbf{h}}_i$ of character c_i is calculated as follows:

$$\begin{aligned} \mathbf{i}_i &= \sigma(\mathbf{W}_i \mathbf{h}_{i-1} + \mathbf{U}_i \mathbf{e}_i + \mathbf{b}_i) \\ \mathbf{f}_i &= \sigma(\mathbf{W}_f \mathbf{h}_{i-1} + \mathbf{U}_f \mathbf{e}_i + \mathbf{b}_f) \\ \mathbf{o}_i &= \sigma(\mathbf{W}_o \mathbf{h}_{i-1} + \mathbf{U}_o \mathbf{e}_i + \mathbf{b}_o) \\ \tilde{\mathbf{c}}_i &= \tanh(\mathbf{W}_{\tilde{c}} \mathbf{h}_{i-1} + \mathbf{U}_{\tilde{c}} \mathbf{e}_i + \mathbf{b}_{\tilde{c}}) \\ \mathbf{c}_i &= \mathbf{f}_i \odot \mathbf{c}_{i-1} + \mathbf{i}_i \odot \tilde{\mathbf{c}}_i \\ \vec{\mathbf{h}}_i &= \mathbf{o}_i \odot \tanh(\mathbf{c}_i) \end{aligned} \quad (1)$$

where \mathbf{i}_i , \mathbf{f}_i and \mathbf{o}_i are input, forget and output gates, respectively. σ and \odot are element-wise sigmoid and product function respectively while \mathbf{W} , \mathbf{U} and \mathbf{b} are model parameters to learn.

¹Code and trained models will be made available

The backward hidden state $\overleftarrow{\mathbf{h}}_i$ can be obtained in a similar way. Thus, the hidden state of character c_i is the concatenation of $\overleftarrow{\mathbf{h}}_i$ and $\vec{\mathbf{h}}_i$:

$$\mathbf{h}_i = \overleftarrow{\mathbf{h}}_i \oplus \vec{\mathbf{h}}_i \quad (2)$$

In the scoring layer, a CRF is used to consider the dependencies of adjacent labels. The probability of a label sequence $y = y_1, y_2, \dots, y_n$ of sentence s is:

$$P(y|s) = \frac{\exp(\sum_{i=1}^n (F(y_i) + L(y_{i-1}, y_i)))}{\sum_{y' \in \mathbb{C}(s)} \exp(\sum_{i=1}^n (F(y'_i) + L(y'_{i-1}, y'_i)))} \quad (3)$$

where $\mathbb{C}(s)$ is the set of all possible label sequences of sentence s . $F(y_i)$ is the emission score of y_i and $L(y_{i-1}, y_i)$ is the transition score from y_{i-1} to y_i .

3 Model

Figure 1 shows our segmentor framework on a input character sequence “(Fellow of the Chinese Academy of Sciences)”. The model takes character representation and positional embeddings as input. By matching the input to a word-POS lexicon, word information is investigated by using attention for each character. Multiple layers of self-attention network (Vaswani et al., 2017) are used as feature extractor to replace BiLSTM in the baseline. Similar to the baseline, we also use a CRF layer on top of the self-attention network to model the dependencies of adjacent labels.

3.1 Embedding Layer

As shown in Figure 1, the embedding layer consists of character embeddings and positional embeddings. The character representation of c_i is the concatenation of unigram character embedding \mathbf{e}_{c_i} and bigram character embedding $\mathbf{e}_{c_i c_{i+1}}$.

$$\tilde{\mathbf{x}}_i^c = \mathbf{e}_{c_i} \oplus \mathbf{e}_{c_i c_{i+1}} \quad (4)$$

where \oplus represents concatenation operation.

Because self-attention network does not explicitly consider sequence information, positional embedding is added to the input of self-attention network as follows:

$$\begin{aligned} PE_{(pos, 2i)} &= \sin(pos/10000^{2i/d_{model}}) \\ PE_{(pos, 2i+1)} &= \sin(pos/10000^{2i/d_{model}}) \\ \mathbf{x}_i^c &= \tilde{\mathbf{x}}_i^c + PE \end{aligned} \quad (5)$$

where pos is the position, i is the dimension, d_{model} is the dimension of output, respectively, and $+$ denotes vector addition.

3.2 Self-Attention Network

We extend the model of Vaswani et al. (2017) for the SAN segmentor. The model has multiple identical layers, each of which is composed of a multi-head self-attention sub-layer and a position-wise fully connected feed-forward network.

Multi-head self-attention is used to exchange information directly between positions in the sequence. First, for single-head self-attention, the representations of a sequence X is computed by scaled dot-product attention as follows:

$$\begin{aligned} \text{Attention}(X) &= \text{Attention}(Q, K, V) \\ &= \text{softmax}\left(\frac{QK^T}{\sqrt{d_k}}\right)V \end{aligned} \quad (6)$$

where $Q = W_Q^T X$, $K = W_K^T X$, $V = W_V^T X$ are query, key and value vectors, respectively, and W_Q^T , W_K^T , W_V^T are parameters.

Local Self-Attention In order to investigate the effect of long-term dependencies on CWS task, we propose a *local self-attention*, which only attends to surrounding positions for each character instead of all positions in the sequence. The intuition is that long-term dependencies may bring more noise than information in a sequence labeling task (Luo et al., 2015). The *local self-attention* is denoted as:

$$\begin{aligned} \text{L-Attention}(X) &= \text{Attention}(Q, K, V) \\ &= (\text{softmax}\left(\frac{QK^T}{\sqrt{d_k}}\right) \odot W)V \end{aligned} \quad (7)$$

where W is a matrix to control the self-attention inner a window and its element W_{ij} is denoted as:

$$W_{ij} = \begin{cases} 1 & j - i \leq WS \\ -\infty & \text{otherwise} \end{cases} \quad (8)$$

Here WS is the window size.

Multi-Head Self-Attention is used, which linearly maps Q , K and V into multiple versions Q_i , K_i and V_i and then concatenates the outputs of different head $_i$ as follows:

$$\text{MH}(X) = \text{Concat}(\text{head}_1, \dots, \text{head}_n)W^o \quad (9)$$

where

$$\text{head}_i = \text{Attention}(QW_i^Q, KW_i^K, VW_i^V) \quad (10)$$

W^o , W_i^Q , W_i^K and W_i^V are parameters.

On top of the multi-head attention sub-layer, a fully connected feed-forward network (FNN) is applied to each position. FNN is composed of two linear transformations with a ReLU activation.

$$\text{FNN}(x) = W_2 \text{ReLU}(0, xW_1 + b_1) + b_2 \quad (11)$$

4 Rich Character and Word Features

We incorporate rich character and word features into SAN model. Specifically, pre-trained contextualized character representation is introduced as well as a word-based neural type-supervised domain adaptation method.

4.1 BERT Character Representation

BERT (Devlin et al., 2018) is trained from a large scale corpora by a deep bidirectional Transformer using masked LM tasks. Usages of BERT can be divided into feature-based and fine-tuning methods. The former fixes all model parameters and directly extracts character features from the pre-trained model, while the latter jointly fine-tunes all parameters on downstream tasks. We take the latter method, feeding the input sequence of characters into BERT and use the top layer output as character representation. Development experiments show that fine-tuning BERT embeddings give higher results than the feature-based method.

Formally, character c_i is represented using pre-trained BERT embedding according to the whole sentence.

$$\mathbf{e}_i^c = \mathbf{e}^c(c_i) \quad (12)$$

where \mathbf{e}^c denotes a pre-trained BERT character embedding.

4.2 Integrating Word-POS Lexicon for Type-Supervision

We integrate word information into SAN to handle rare words in cross-domain settings. Following the definition by Zhang et al. (2014), we describe this model in a cross-domain setting only, where C_s denotes a set of annotated source-domain sentences, and ξ_t denotes an annotated target-domain lexicon, in which each word is associated with one POS tag. The domain adaptation model is firstly trained on C_s , and makes use of ξ_t when performing domain adaptation. In practice, our method can be used in in-domain settings also.

As shown in Figure 1, for each character c_i in the input sentence, the set of all character subsequences that match words in the external lexicon

Datasets		PKU	MSR	CTB6	ZX	FR	DL
Training set	#sent	19.1k	86.9k	23.4k	PKU		
	#word	1.11m	2.37m	641k			
	#char	1.83m	4.05m	1.06m			
Testing set	#sent	1.9k	4.0k	2.8k	0.7k	1.3k	1.3k
	#word	0.10m	0.11m	0.70m	35.2k	35.3k	31.5k
	#char	0.17m	0.18m	1.16m	50.3k	64.2k	52.2k

Table 1: Statistics of datasets

\mathbb{D} is denoted as $\mathbf{w}^i = \{w_{b_1, e_1}, w_{b_2, e_2}, \dots, w_{b_m, e_m}\}$. Here b_k and e_k are the start and end index of the matched words in the sentence, where $e_k \geq i$ and $b_k \leq i$. Word embeddings should intuitively be used for encoding w_{b_k, e_k} . However, for characters forming domain specific words, there may not be readily available embeddings. POS embeddings can be used as alternative unlexicalized features of words embeddings. We introduce how to integrate POS embeddings as word information from both prediction and training.

Prediction During testing, we match character subsequences in a given input sentence to a word-POS lexicon ξ_t . For all matching subspans, we find a vector representation by first performing a lookup action to a word embedding table, and then using the corresponding POS embedding to represent the word if no word embedding is available for the subspan.

$$\mathbf{x}_{b_k, e_k}^w = \begin{cases} \mathbf{p}^w(p_i) & \text{if } w_{b_k, e_k} \in \xi_t \\ \mathbf{e}^w(w_{b_k, e_k}) & \text{otherwise} \end{cases} \quad (13)$$

where \mathbf{e}^w and \mathbf{p}^w are word and POS embedding lookup tables, respectively.

Training Training is performed on a source domain corpus only. We do not fine-tune word embeddings. The key task for knowledge transfer is the learning of POS embeddings, which offer a generalized representation for words not in the embedding lexicon. To this end, we randomly replace words in the training data with their gold-standard POS tags as follows:

$$P(w_{b_k, e_k}) = \min(1, \sqrt{\frac{t}{f(w_{b_k, e_k})}}) \quad (14)$$

where $f(w_{b_k, e_k})$ is the frequency of w_{b_k, e_k} in the training data and t is a chosen threshold.

The representation of w_{b_k, e_k} is:

$$\mathbf{x}_{b_k, e_k}^w = \begin{cases} \mathbf{p}^w(p_i) & rb < P(w_{b_k, e_k}) \\ \mathbf{e}^w(w_{b_k, e_k}) & \text{otherwise} \end{cases} \quad (15)$$

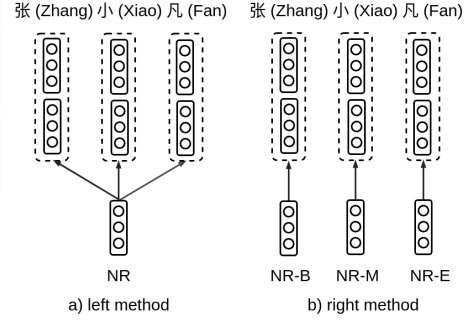


Figure 2: Two methods to learn POS embeddings. In the left method, for characters in “张·小·凡(Person Name)”, they attend to the same POS *NR*. In the right method, different characters attend to different POS tags with positional information.

where rb is a random number and p_i is the gold-standard POS tag of w_{b_k, e_k} .

Considering the positional information of characters in the word, the set of POS tags can be denoted in combination with segmentation labels: $P_{t.b} = \{p_{1b}, p_{2m}, p_{1e}, p_{1s}, \dots, p_{ne}\}$. The difference between P_t and $P_{t.b}$ is that for c_j and matched word w_{b_i, e_i} , if c_j is the first, middle or end character of w_{b_i, e_i} , the corresponding POS tag of w_{b_i, e_i} is p_{ib} , p_{im} and p_{ie} , respectively. Figure 2 shows the difference between p_t and $p_{t.b}$ through an example.

For each character c_i , we integrate dictionary word information by augmenting its embedding with a word context vector \mathbf{h}_i , which is the weighted sum over \mathbf{x}_{b_k, e_k}^w for all spans (b_k, e_k) that contain c_i . In particular,

$$\mathbf{h}_i = \sum \alpha_{ik} \mathbf{x}_{b_k, e_k}^w \quad (16)$$

where the weight for each context word is:

$$\begin{aligned} \alpha_{ik} &= \text{attention}(\mathbf{x}_i^c, \mathbf{x}_{b_k, e_k}^w) \\ &= \frac{\exp(\text{score}(\mathbf{x}_i^c, \mathbf{x}_{b_k, e_k}^w))}{\sum_{k=1}^m (\exp(\text{score}(\mathbf{x}_i^c, \mathbf{x}_{b_k, e_k}^w)))} \end{aligned} \quad (17)$$

Considering computation efficiency, the score function is:

$$\text{score}(\mathbf{x}_i^c, \mathbf{x}_{b_k, e_k}^w) = \mathbf{x}_i^c W \mathbf{x}_{b_k, e_k}^w \quad (18)$$

where W is parameters. The output of the attention layer is the concatenation of the character embedding \mathbf{x}_i^c and the context vector \mathbf{h}_i :

$$\mathbf{x}_i = \mathbf{x}_i^c \oplus \mathbf{h}_i \quad (19)$$

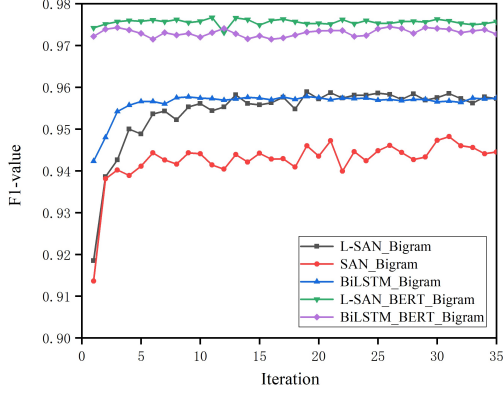


Figure 3: F1-value against training iterations

4.3 Decoding and Training

For decoding, the Viterbi algorithm (Viterbi, 1967) is used to find the highest scored label sequence y^* over a input sentence.

Given a training set with N samples, the loss function is negative log-likelihood of sentence-level with L_2 regularization:

$$\text{Loss} = - \sum_{i=1}^N \log(P(y_i|s_i)) + \frac{\lambda}{2} \|\Theta\|^2 \quad (20)$$

5 Experiments

We carry out an extensive set of experiments to investigate the effectiveness of SAN-CRF and the proposed neural type-supervised domain adaptation method across different domains under different settings. F1-value is taken as our main metric.

5.1 Datasets

We separately evaluate the proposed model in in-domain and cross-domain settings. For in-domain evaluation, CTB6 (Chinese Tree Bank 6.0), PKU and MSR are taken as the datasets. The train/dev/test split of CTB6 follows Zhang et al. (2016), while the split of PKU and MSR are taken from the SIGHAN Bakeoff 2005 (Emerson, 2005). For cross-domain evaluation, PKU is used as the source domain, and three Chinese novel datasets including DL (DouLuoDaLu), FR (FanRenXiuXianZhuan) and ZX (ZhuXian) (Qiu and Zhang, 2015) are used as target domains. Following Zhang et al. (2014), we collect target-domain lexicons from Internet Encyclopedia²³⁴. Table 1

²<https://baike.baidu.com/item/诛仙/12418>

³<https://baike.baidu.com/item/凡人修仙传/54139>

⁴<https://baike.baidu.com/item/斗罗大陆/5313>

Parameter	Value	Parameter	Value
Char emb size	50	SAN layer num	2
Word emb size	200	SAN head num	8
Bigram emb size	50	SAN hidden size	512
BERT emb size	768	SAN Inner size	2048
LSTM layer	1	SAN Relu dropout	0.1
LSTM hidden	200	Attention dropout	0.1
LSTM input dropout	0.1	Residual dropout	0.1
Batch size	32	Window size	5

Table 2: Hyper-parameter values

#Layer	1	2	3	4	5	6
F1	0.956	0.956	0.956	0.955	0.947	0.931
#Head	2	4	6	8	12	16
F1	0.956	0.956	0.955	0.956	0.957	0.955

Table 3: Effect of numbers of heads and layers

shows the statistics of the datasets.

5.2 Experimental Settings

Table 2 shows the values of model hyper-parameters. For the SAN CWS model, we use the Adam (Kingma and Ba, 2014) optimizer with $\beta_1 = 0.9$, $\beta_2 = 0.98$, $\epsilon = 10^{-9}$. Following Vaswani et al. (2017), we increase the learning rate linearly for the first *warmup_steps* steps, and then decrease it proportionally. The value of *warmup_steps* is set to 1000. When BERT is used for character embeddings, the learning rate is set to $5e-6$. For the baseline model, we use stochastic gradient descent (SGD) following Yang et al. (2018), and the initial learning rate is set to 0.001, which gives better development results.

Character and Word Embedding The pre-trained word embedding size is 200, which is based on word co-occurrence and the directions of word pairs (Song et al., 2018), and the word length is restricted to 4. we use the topmost layer output as character embedding of the pre-trained Chinese Simplified BERT model with 12 layers, 768 hidden units and 12 heads⁵. Besides that, the bigram embeddings and character unigram embeddings used for attending words are the same as Zhang et al. (2016).

5.3 Development Experiments

We perform development experiments on the CTB6 development dataset to investigate the influence of hyper-parameters of self-attention network for CWS, and compare the performance of SAN, especially local self-attention, with BiLSTM. In

⁵<https://github.com/huggingface/pytorch-pretrained-BERT>

Models	CTB6	PKU	MSR
Zhang et al. (2016)	96.0	95.7	97.7
Cai et al. (2017)	-	95.8	97.1
Yang et al. (2017)	96.2	96.3	97.5
Zhou et al. (2017)	96.2	96.0	97.8
Zhang et al. (2018)	96.4	96.5	97.8
Ma et al. (2018)	96.7	96.1	98.1
BiLSTM + CRF	95.2	95.1	97.2
L-SAN + CRF	95.2	95.0	96.9
BiLSTM + CRF + BERT	97.2	96.6	98.0
L-SAN + CRF + BERT	97.4	96.7	98.3

Table 4: In domain results

addition, we evaluate the effect of utilizing of BERT for CWS models.

Figure 3 shows the iteration curve of F1-value against the number of training iterations with different configurations. “Bigram” is the model using both unigram and bigram information, and “_BERT” is the model replacing the word2vec character unigram representation with BERT. “SAN” represents the original self-attention network and “L-SAN” represents *local self-attention network*. “BiLSTM” is our baseline model, which uses a bidirectional LSTM as feature extractor. **Width and Depth** Vaswani et al. (2017) shows that increasing the number of layers can improve the performance of English-to-German translation. We investigate the effect of number of layers on CWS, by increasing the number of layers from 1 to 6 while fixing the number of heads to 8. The results are listed in Table 3. The model achieves the best F1-value 0.956 within 3 layers, after which the performance decreases with the increasing of layers. The F1-value decreases to 0.931 when the number of layers is set to 6. We fix the number of layers to 2 for the remaining experiments.

We vary the number of heads in multi-head self-attention to investigate its effect on CWS performance. The number of layers and dimension of head is fix to 2 and 64, respectively. As shown in Table 3, with increasing number of heads from 2 to 16, the performance does not vary too much. We fix the number of heads to 8 for the remaining experiments.

Effect of Local Attention As Figure 3 shows, the performance of “L-SAN_Bigram” gives much better results compared to “SAN_Bigram”, which suggests that long-term dependencies can bring more noise than useful information. The proposed local self-attention network model can achieve the competitive results comparing with the baseline

Model	ZX	FR	DL
Liu and Zhang (2012)	87.2	87.5	91.4
Qiu and Zhang (2015)	87.4	86.7	91.9
Ye et al. (2019)	89.6	89.6	93.5
L-SAN + CRF + BERT	90.5	91.1	93.0
L-SAN + CRF + BERT + t	91.8	92.3	94.3
L-SAN + CRF + BERT + t_b	93.1	93.0	95.1

Table 5: Cross domain results

BiLSTM model.

Effect of BERT By replacing word2vec character embeddings with BERT, both BiLSTM and L-SAN models can reach the best F1-value within several epochs, with a significant improvement, which proves that context-dependent word representation can benefit CWS task.

5.4 Final Results

In-Domain Results We evaluate our model on three news datasets, including CTB, PKU and MSR. The main results and the recent state-of-the-art models are listed in Table 4. Compared with the baseline “BiLSTM+CRF” model, the proposed “L-SAN+CRF” model can achieve similar results, which proves that self-attention network can be a competitive feature extractor for CWS besides recurrent neural network. When replacing word2vec character embedding with BERT, the “BiLSTM+CRF” model gives 41.3%, 30.6% and 31.0% error reduction on CTB6/PKU/MSR, respectively, and the “L-SAN+CRF” model has 41.3%, 32.7% and 41.3% error reductions on three in-domain datasets, respectively. Finally, “L-SAN+CRF” slightly outperforms “BiLSTM+CRF” when using BERT as unigram character representation.

Cross-Domain Results We evaluate our model on the three cross-domain datasets, including ZX, FR and DL. The main results and three state-of-the-art models are listed in Table 5. “ t ” means neural type-supervised method is used to learn POS embedding and domain-specific words is generalized to corresponding tag. In “ t_b ”, we learn different POS embeddings for different positions in a word.

As shown in Table 5, the F1-value of “L-SAN+CRF+BERT” has an average 0.7 improvement compared with the state-of-the-art results (Ye et al., 2019) in ZX and FR without using Ye et al. (2019)’s domain adaptation techniques. This may be because ZX, FR and DL are all Chinese novels which contain a large number of noun

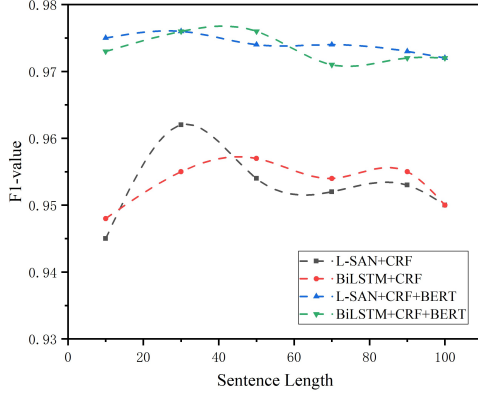


Figure 4: F1-value against the sentence length

entities and their wring styles are different from news domain. The result shows that BERT has rarely less effect on cross-domain CWS compared with strong domain adaptation methods. The “L-SAN+CRF+BERT+ t ” model has 21.15%, 25.96% and 1.54% error reduction on ZX/FR/DL datasets, respectively, which shows that the proposed neural type-supervised method can handle out of vocabulary words more effective. For characters within a word, instead of sharing the same POS embedding of the word, we further distinguish POS embeddings of characters according to their position in a word. The “L-SAN+CRF+BERT+ t_b ” gives 33.65%, 32.69% and 24.62% on three datasets, respectively. We believe that this is due to more supervision information.

5.5 Analysis

Sentence Length We compare the baseline model and local self-attention network model, as well as the two models with BERT input representation on different sentence lengths. Figure 4 shows the F1-value on CTB6 test dataset. The two models without using BERT show a similar performance-length curve, which reaches a peak at around 30-character sentences and decreases when sentence length over 90. One possible reason is that very short sentences are rare while long sentences are semantically more challenging. However, the two models using BERT both show more stable performance-length curves, which shows that contextualized BERT representation can stabilize performance against sentence length.

Noun Entity Segmentation Noun entities raise a key problem for cross-domain CWS. Table 6 shows the three models segmentation results on 15 noun entities with the high-

Word	Count	M1	M2	M3
唐三(person name)	273	0.98	0.99	1.00
韩立(person name)	185	0.07	0.67	1.00
戴沐白(person name)	159	0.01	0.31	1.00
小舞(person name)	153	0.90	0.98	1.00
张小凡(person name)	142	0.00	0.06	1.00
玄骨(person name)	114	0.96	0.97	0.98
魂狮(proper name)	90	1.00	1.00	1.00
宁荣荣(person name)	86	0.01	0.57	1.00
朱竹清(person name)	81	0.03	0.76	1.00
魂环(proper name)	72	1.00	1.00	1.00
魂力(proper name)	71	0.97	0.99	1.00
魂兽(proper name)	53	1.00	1.00	1.00
斗魂(proper name)	51	0.71	0.73	0.76
叶知秋(person name)	51	0.00	0.00	0.00
乌丑(person name)	45	0.97	1.00	1.00
average precision	108	0.55	0.73	0.96

Table 6: Segmentation precision of noun entities with the highest frequency.

est frequency of three datasets. M1 and M2 represent “L-SAN+CRF+BERT” and “L-SAN+CRF+BERT+ t ”, respectively, while M3 represents “L-SAN+CRF+BERT+ t_b ”. As the table shows, the average precision of M1 is 0.55. By using neural type-supervised domain adaptation method, the average precision of M2 has a improvement of 0.18 in absolute value.

Some person names are incorrectly segmented by M2, such as “戴沐白(person name)” and “张小凡(person name)”. When incorporating the positional information of character in the word, the average segmentation precision improves further and most noun entities can be correctly segmented, except the word “叶知秋(person name)”. The reason is that the domain lexicon does not contain “叶知秋”. This shows that our method makes effective use of domain lexicons.

Case Study We use two examples of neural type-supervised domain adaptation for illustrated discussion. In example 1, “L-SAN+CRF+BERT” fails to handle the domain entity noun “韩立(person name)” while the two neural type-supervised domain adaptation method segment it correctly. For example 3, only “L-SAN+CRF+BERT+ t_b ” segments it correctly. One possible reason is that it maybe difficult to distinguish between “戴沐白(person name)”, which is a domain specific entity noun and “白虎(white tiger)”, which is a common noun.

6 Related Work

Chinese Word Segmentation Chen et al. (2015b,a) extract features based on character

representation by using LSTM or GRU. Zhang et al. (2016) propose a transition-based neural model which can utilize the word-level features. Zhou et al. (2017) trains character embedding with word-based context information on auto-segmented data. Yang et al. (2017) exploit the effectiveness of rich external resources through multi-task learning. For cross-domain CWS, Zhang et al. (2014) propose a type-supervised domain adaptation approach for joint CWS and POS-tagging, which shows a competitive result compared to token-supervised methods. Qiu and Zhang (2015) investigate CWS for Chinese novels, proposing a method which can automatically mine noun entities for novels using a double-propagation algorithm. Zhang et al. (2018) investigate how to integrate external dictionary into CWS models. Similar to Zhang et al. (2014) and Zhang et al. (2018), our work uses domain lexicon. The difference is we utilize POS embeddings through an end-to-end neural method.

Self-Attention Network Self-attention network (Vaswani et al., 2017) was first proposed for machine translation. Tan et al. (2018) and Strubell et al. (2018) use SAN for the task of semantic role labeling, which can directly capture the relationship between two arbitrary tokens in the sequence. Strubell et al. (2018) incorporate linguistic information through multi-task learning, including dependency parsing, part-of-speech and predicate detection. Shen et al. (2018) propose multi-dimensional attention as well as directional information, achieving the state-of-the-art results on natural language inference and sentiment analysis tasks. Kitaev and Klein (2018) show that a novel encoder based on self-attention can lead to state-of-the-art results for the constituency parsing task. Along with this strand of work, we study the influence of global and local attention for CWS and build a SAN-CRF word segmentor, which gives competitive results compared with BiLSTMs.

Contextualized word representation Context-dependent word representations pre-trained from large-scale corpora have received much recent attention. ELMo (Peters et al., 2018) is based on recurrent neural networks language models. OpenAI GPT (Radford et al., 2018) builds a left-to-right language model with a multi-layer multi-head self-attention networks, which can handle long-term dependencies better compared to re-

#Example 1: 韩立也在光罩边缘处止住了下落的身影 Han Li also stopped the falling figure at the edge of the mask	
Gold Segmentation	韩立/也/在/光罩/边缘/处/止住/了/下落/的/身影 Han Li/also/at/the mask/the edge/of/stopped/x/the falling/figure
L-SAN+CRF+BERT	韩/立/也/在/光罩/边缘/处/止住/了/下落/的/身影 Han/Li/also/at/the mask/the edge/of/stopped/x/the falling/figure
L-SAN+CRF+BERT+ τ	韩立/也/在/光罩/边缘/处/止住/了/下落/的/身影 Han Li/also/at/the mask/the edge/of/stopped/x/the falling/figure
L-SAN+CRF+BERT+ τ, b	韩立/也/在/光罩/边缘/处/止住/了/下落/的/身影 Han Li/also/at/the mask/the edge/of/stopped/x/the falling/figure
#Example 2: 戴沐白虎掌上利刃弹出 Dai Mubai pops up the blade on the palm	
Gold Segmentation	戴沐白/虎掌/上/利刃/弹出 Dai Mubai/palm/on/blade/pops up
L-SAN+CRF+BERT	戴/沐/白/虎/掌/上/利刃/弹出 Dai/Mu/white tiger/palm/on/blade/pops up
L-SAN+CRF+BERT+ τ	戴沐/白虎/掌上/利刃/弹出 Dai Mu/white tiger/palm/on/blade/pops up
L-SAN+CRF+BERT+ τ, b	戴沐白/虎掌/上/利刃/弹出 Dai Mubai/palm/on/blade/pops up

Table 7: Examples. x represents ungrammatical word.

current networks. Different from OpenAI GPT, BERT (Devlin et al., 2018) uses a deep bidirectional Transformer pre-trained on Masked LM. Our work investigates the effect of contextualized character representation on both in-domain and cross-domain CWS under a unified SAN framework.

7 Conclusion

We investigated self-attention network for Chinese word segmentation, demonstrating that it can achieve comparable results with recurrent network methods. We found that local attention gives better results compared to standard SAN. Under SAN, we also investigate the influence of rich character and word features, including BERT character embeddings and a neural attention method to integrate word information into character based CWS. Extensive in-domain and cross-domain experiments show that the proposed SAN method archives state-of-the-art performance on both in-domain and cross-domain Chinese word segmentation datasets.

References

- Deng Cai and Hai Zhao. 2016. Neural word segmentation learning for chinese. In *Proceedings of the 54th Annual Meeting of the Association for Computational Linguistics (Volume 1: Long Papers)*, volume 1, pages 409–420.
- Deng Cai, Hai Zhao, Zhisong Zhang, Yuan Xin, Yongjian Wu, and Feiyue Huang. 2017. Fast and accurate neural word segmentation for chinese. In *Proceedings of the 55th Annual Meeting of the Association for Computational Linguistics (Volume 2: Short Papers)*, volume 2, pages 608–615.
- Xinchi Chen, Xipeng Qiu, Chenxi Zhu, and Xuanjing Huang. 2015a. Gated recursive neural network for

- chinese word segmentation. In *Proceedings of the 53rd Annual Meeting of the Association for Computational Linguistics and the 7th International Joint Conference on Natural Language Processing (Volume 1: Long Papers)*, volume 1, pages 1744–1753.
- Xinchi Chen, Xipeng Qiu, Chenxi Zhu, Pengfei Liu, and Xuanjing Huang. 2015b. Long short-term memory neural networks for chinese word segmentation. In *Proceedings of the 2015 Conference on Empirical Methods in Natural Language Processing*, pages 1197–1206.
- Jacob Devlin, Ming-Wei Chang, Kenton Lee, and Kristina Toutanova. 2018. Bert: Pre-training of deep bidirectional transformers for language understanding. *arXiv preprint arXiv:1810.04805*.
- Jeffrey L Elman. 1990. Finding structure in time. *Cognitive science*, 14(2):179–211.
- Thomas Emerson. 2005. The second international chinese word segmentation bakeoff. In *Proceedings of the fourth SIGHAN workshop on Chinese language Processing*.
- Sepp Hochreiter and Jürgen Schmidhuber. 1997. Long short-term memory. *Neural computation*, 9(8):1735–1780.
- Wenbin Jiang, Meng Sun, Yajuan Lü, Yating Yang, and Qun Liu. 2013. Discriminative learning with natural annotations: Word segmentation as a case study. In *Proceedings of the 51st Annual Meeting of the Association for Computational Linguistics (Volume 1: Long Papers)*, volume 1, pages 761–769.
- Diederik P Kingma and Jimmy Ba. 2014. Adam: A method for stochastic optimization. *arXiv preprint arXiv:1412.6980*.
- Nikita Kitaev and Dan Klein. 2018. Constituency parsing with a self-attentive encoder. In *Proceedings of the 56th Annual Meeting of the Association for Computational Linguistics (Volume 1: Long Papers)*, volume 1, pages 2676–2686.
- John Lafferty, Andrew McCallum, and Fernando CN Pereira. 2001. Conditional random fields: Probabilistic models for segmenting and labeling sequence data.
- Yang Liu and Yue Zhang. 2012. Unsupervised domain adaptation for joint segmentation and pos-tagging. *Proceedings of COLING 2012: Posters*, pages 745–754.
- Minh-Thang Luong, Hieu Pham, and Christopher D Manning. 2015. Effective approaches to attention-based neural machine translation. *arXiv preprint arXiv:1508.04025*.
- Ji Ma, Kuzman Ganchev, and David Weiss. 2018. State-of-the-art chinese word segmentation with bi-lstms. In *Proceedings of the 2018 Conference on Empirical Methods in Natural Language Processing*, pages 4902–4908.
- Tomas Mikolov, Ilya Sutskever, Kai Chen, Greg S Corrado, and Jeff Dean. 2013. Distributed representations of words and phrases and their compositional-ity. In *Advances in neural information processing systems*, pages 3111–3119.
- Jeffrey Pennington, Richard Socher, and Christopher Manning. 2014. Glove: Global vectors for word representation. In *Proceedings of the 2014 conference on empirical methods in natural language processing (EMNLP)*, pages 1532–1543.
- Matthew E Peters, Mark Neumann, Mohit Iyyer, Matt Gardner, Christopher Clark, Kenton Lee, and Luke Zettlemoyer. 2018. Deep contextualized word representations. *arXiv preprint arXiv:1802.05365*.
- Likun Qiu and Yue Zhang. 2015. Word segmentation for chinese novels. In *Twenty-Ninth AAAI Conference on Artificial Intelligence*.
- Alec Radford, Karthik Narasimhan, Tim Salimans, and Ilya Sutskever. 2018. Improving language understanding by generative pre-training. URL https://s3-us-west-2.amazonaws.com/openai-assets/research-covers/languageunsupervised/language_understanding_paper.pdf.
- Tao Shen, Tianyi Zhou, Guodong Long, Jing Jiang, Shirui Pan, and Chengqi Zhang. 2018. Disan: Directional self-attention network for rnn/cnn-free language understanding. In *Thirty-Second AAAI Conference on Artificial Intelligence*.
- Yan Song, Shuming Shi, Jing Li, and Haisong Zhang. 2018. Directional skip-gram: Explicitly distinguishing left and right context for word embeddings. In *Proceedings of the 2018 Conference of the North American Chapter of the Association for Computational Linguistics: Human Language Technologies, Volume 2 (Short Papers)*, volume 2, pages 175–180.
- Emma Strubell, Patrick Verga, Daniel Andor, David Weiss, and Andrew McCallum. 2018. Linguistically-informed self-attention for semantic role labeling. In *Proceedings of the 2018 Conference on Empirical Methods in Natural Language Processing*, pages 5027–5038.
- Weiwei Sun and Jia Xu. 2011. Enhancing chinese word segmentation using unlabeled data. In *Proceedings of the Conference on Empirical Methods in Natural Language Processing*, pages 970–979. Association for Computational Linguistics.
- Zhixing Tan, Mingxuan Wang, Jun Xie, Yidong Chen, and Xiaodong Shi. 2018. Deep semantic role labeling with self-attention. In *Thirty-Second AAAI Conference on Artificial Intelligence*.
- Gongbo Tang, Mathias Müller, Annette Rios, and Rico Sennrich. 2018. Why self-attention? a targeted evaluation of neural machine translation architectures. In *Proceedings of the 2018 Conference on Empirical Methods in Natural Language Processing*, pages 4263–4272.

- Ashish Vaswani, Noam Shazeer, Niki Parmar, Jakob Uszkoreit, Llion Jones, Aidan N Gomez, Łukasz Kaiser, and Illia Polosukhin. 2017. Attention is all you need. In *Advances in Neural Information Processing Systems*, pages 5998–6008.
- Andrew J. Viterbi. 1967. Error bounds for convolutional codes and an asymptotically optimum decoding algorithm. *IEEE Trans.informat.theory*, 13(2):260–269.
- Jingjing Xu and Xu Sun. 2016. Dependency-based gated recursive neural network for chinese word segmentation. In *Proceedings of the 54th Annual Meeting of the Association for Computational Linguistics (Volume 2: Short Papers)*, volume 2, pages 567–572.
- Nianwen Xue. 2003. Chinese word segmentation as character tagging. *International Journal of Computational Linguistics & Chinese Language Processing*, Volume 8, Number 1, February 2003: Special Issue on Word Formation and Chinese Language Processing, 8(1):29–48.
- Jie Yang, Yue Zhang, and Fei Dong. 2017. Neural word segmentation with rich pretraining. *arXiv preprint arXiv:1704.08960*.
- Jie Yang, Yue Zhang, and Shuailong Liang. 2018. Sub-word encoding in lattice lstm for chinese word segmentation. *arXiv preprint arXiv:1810.12594*.
- Yuxiao Ye, Weikang Li, Yue Zhang, Likun Qiu, and Jian Sun. 2019. Improving cross-domain chinese word segmentation with word embeddings. *arXiv preprint arXiv:1903.01698*.
- Meishan Zhang, Yue Zhang, Wanxiang Che, and Ting Liu. 2014. Type-supervised domain adaptation for joint segmentation and pos-tagging. In *Proceedings of the 14th Conference of the European Chapter of the Association for Computational Linguistics*, pages 588–597.
- Meishan Zhang, Yue Zhang, and Guohong Fu. 2016. Transition-based neural word segmentation. In *Proceedings of the 54th Annual Meeting of the Association for Computational Linguistics (Volume 1: Long Papers)*, volume 1, pages 421–431.
- Qi Zhang, Xiaoyu Liu, and Jinlan Fu. 2018. Neural networks incorporating dictionaries for chinese word segmentation.
- Yue Zhang and Stephen Clark. 2007. Chinese segmentation with a word-based perceptron algorithm. In *Proceedings of the 45th Annual Meeting of the Association of Computational Linguistics*, pages 840–847.
- Hao Zhou, Zhenting Yu, Yue Zhang, Shujian Huang, XIN-YU DAI, and Jiajun Chen. 2017. Word-context character embeddings for chinese word segmentation. In *Proceedings of the 2017 Conference on Empirical Methods in Natural Language Processing*, pages 760–766.