

# Pion-Proton Correlation in Neutrino Interactions on Nuclei

Tejin Cai,<sup>1</sup> Xianguo Lu,<sup>2,\*</sup> and Daniel Ruterbories<sup>1</sup>

<sup>1</sup>*University of Rochester, Rochester, New York 14627 USA*

<sup>2</sup>*Department of Physics, University of Oxford, Oxford, OX1 3PU, United Kingdom*

(Dated: July 26, 2019)

In neutrino-nucleus interactions, a proton produced with a correlated pion might exhibit a left-right asymmetry relative to the lepton scattering plane even when the pion is absorbed. Absent in other proton production mechanisms, such an asymmetry measured in charged-current pionless production could reveal the details of the absorbed-pion events that are otherwise inaccessible. In this study, we demonstrate the idea of using final-state proton left-right asymmetries to quantify the absorbed-pion event fraction and underlying kinematics. This technique might provide critical information that helps constrain all underlying channels in neutrino-nucleus interactions in the GeV regime.

*Introduction.*—In the GeV regime, neutrinos interact with nuclei via neutrino-nucleon quasi-elastic scattering (QE), resonant production (RES), and deeply inelastic scattering (DIS). These primary interactions are embedded in the nucleus, where nuclear effects can modify the event topology. For example, in interactions where no pion is produced outside the nucleus, one could find contributions from both RES that is followed by pion absorption in the nucleus—a type of final-state interactions (FSIs)—and two-particle-two-hole ( $2p2h$ ) excitation [1] besides QE. This admixture of underlying channels complicates the experimental studies of neutrino oscillations [2, 3] where interaction cross sections and neutrino energy reconstruction are severely affected by nuclear dynamics.

The recent development of data analysis techniques [4, 5] allows the for separation of QE from non-QE processes in the aforementioned zero-pion ( $0\pi$ ) topology. And yet, the remaining RES—referred to as *absorbed-pion events* in this work—and  $2p2h$  contributions occupy very similar phase space not only in the single-particle kinematics but also in the kinematic imbalance exploited by those techniques [6, 7]. Their experimental evidence is the otherwise unaccounted for measured excess of event rates [8, 9]. Complementary to the  $0\pi$  topology, pion production [10, 11] has provided important constraints on both primary pion production and pion FSIs (cf. for example, Ref. [12, 13]). Had there been no  $2p2h$  contributions, details of absorbed-pion events could have been uniquely determined. The lack of experimental signature to identify either process [14, 15] is one of the biggest challenges in the study of neutrino interactions in the GeV regime. In this paper, we examine the phenomenon of pion-proton correlation and discuss the method of using final-state (i.e., post-FSI) protons to study absorbed-pion events.

*Methodology.*—In neutrino-nucleon scattering where a

proton and a pion are produced,

$$\nu p \rightarrow \ell^- p \pi^+, \quad (1)$$

$$\nu n \rightarrow \ell^- p \pi^0, \quad (2)$$

with  $\nu$ ,  $p$ ,  $n$ ,  $\ell^-$ , and  $\pi$  being the neutrino, proton, neutron, charged lepton, and pions, respectively, the (lepton) scattering plane is defined as spanned by the momenta of the incoming and outgoing leptons,  $\vec{p}_\nu$  and  $\vec{p}_\ell$ . With a stationary initial nucleon, momentum conservation requires that the final-state proton and pion occupy either side of the scattering plane. If we define the direction of  $\vec{p}_\nu \times \vec{p}_\ell$  to be the right of the plane, a proton on the left means a pion on the right, and a left-right asymmetry of the proton indicates an opposite asymmetry of the pion. This is a spatial correlation between the pion and proton as a result of momentum conservation. In general neutrino interactions where a proton is produced, we define the proton left-right asymmetry (in the lab frame unless otherwise stated) as

$$A_{LR} \equiv \frac{N_L - N_R}{N_L + N_R}, \quad (3)$$

where  $N_{L(R)}$  stands for the event rate of the proton being on the left (right) of the scattering plane. The left-right asymmetries reported in existing measurements, as quoted in later discussions, are defined for the pion and hence need to be flipped (i.e. multiplied by  $-1$ ) to translate to the corresponding proton asymmetries in reactions (1) and (2).

In neutrino interactions on nuclei where there are no pions in the final state,

$$\nu A \rightarrow \ell^- p X, \quad (4)$$

with  $A$  being the target nucleus and  $X$  a hadronic system that doesn't include any pions, reactions (1) and (2) take place on the constituent nucleons. The pion is subsequently absorbed in FSIs, while the proton propagates through the nucleus, carrying all primary information, including  $A_{LR}$ . A detector then measures the final-state

\* Xianguo.Lu@physics.ox.ac.uk

proton. However, protons from QE and  $2p2h$  are indistinguishable from these correlated protons. As a result, all measured primary information from reactions (1) and (2) is diluted. The extent to which  $A_{LR}$  is reduced depends on the absorbed-pion fraction  $S_\pi$  in the sample. In other words, by measuring the attenuation of the proton  $A_{LR}$ , we could obtain  $S_\pi$  in reaction (4).

This method relies on the following assumptions. First, there is a pion-proton correlation unique to pion production on free nucleons. In this work, we consider the left-right asymmetry with respect to the scattering plane. In the 1970s and 1980s, hydrogen and deuterium bubble chamber experiments provided the only measurements on (quasi-)free nucleon targets. With a deuterium target, ANL reported  $A_{LR} = 0.053 \pm 0.035$  of  $\pi^+$  in reaction (1) [16]. Most recently, MINERvA reported  $A_{LR} = 0.15 \pm 0.10$  of  $\pi^0$  in the  $p\pi^0$  rest frame from reaction (2) on a hydrocarbon target [11]. These measurements indicated the polarized production of resonances, dominated by  $\Delta(1232)$ . The asymmetries are ascribed to the interference between the resonant and nonresonant amplitudes [17–20]. Second, the correlation needs to survive nuclear effects, such as Fermi motion and nucleon FSIs. In the following, we investigate the impact of nuclear effects on  $A_{LR}$  and demonstrate the idea of measuring absorbed-pion events with  $A_{LR}$  attenuation.

*Monte Carlo Calculation.*—In this work, we use the neutrino event generator GENIE 2.12 [21] to study reaction (4) on carbon with a muon neutrino of energy 3 GeV. In this simulation, RES is described by the Rein-Sehgal model [22], DIS by the quark parton model (QPM) [23] with the Bodek-Yang structure functions [24], and  $2p2h$  by the Valencia model [1, 25–27]. PYTHIA6 [28] and models based on Koba-Nielsen-Olesen scaling [29] are used to describe hadronization. The initial nuclear state is modeled as local Fermi gas, and the FSI model is hA2015 [30, 31]. A sample of charged-current (CC) events is generated. The  $0\pi$  sample for this study is selected by requiring that there are no final-state mesons, and the final-state muon and proton satisfy the following criteria:

$$1.5 \text{ GeV}/c < p_\mu < 10 \text{ GeV}/c, \theta_\mu < 20^\circ, \quad (5)$$

$$0.45 \text{ GeV}/c < p_p, \theta_p < 70^\circ, \quad (6)$$

where  $p_\mu$  and  $\theta_\mu$  ( $p_p$  and  $\theta_p$ ) are the muon (proton) momentum and polar angle with respect to the neutrino direction, respectively. These criteria are inspired by MINERvA's recent mesonless production measurement [6]. In reaction (4), because the final-state proton may be the knock-out product of a primary neutron undergoing FSI, an additional primary neutron-pion channel,

$$\nu n \rightarrow \ell^- n \pi^+, \quad (7)$$

is available in addition to the reactions (1) and (2).

In order to study  $A_{LR}$  attenuation in a controlled way, we removed the GENIE in-built empirical angular weight and restored isotropy in the resonant decay. The resulting distribution of the Adler angle  $\phi^*$  [11, 16]—redefined here as the nucleon azimuth in the primary nucleon-pion rest frame—is flat, giving a zero intrinsic left-right asymmetry. We then introduce the left-right asymmetry by weighting  $\phi^*$  [32], where right is  $0 < \phi^* < 180^\circ$ . The following weighting schemes are used for comparison:

$$w_1(\phi^*) = 1 + \text{sgn}(\phi^* - 180^\circ) \cdot A_0, \quad (8)$$

$$w_2(\phi^*) = 1 - \frac{\pi}{2} A_0 \sin \phi^*, \quad (9)$$

where  $\text{sgn}(x)$  is the sign function and  $A_0$  is the input  $A_{LR}$  in the primary nucleon-pion rest frame. A similar approach can be found in Ref. [33]. The weight is applied to all RES channels before FSI. The post-FSI proton  $A_{LR}$  is then calculated for the leading (i.e. highest-momentum) proton for the absorbed-pion subsample and the overall sample, labeled by  $A_{RES}$  and  $A_{All}$ , respectively.

To characterize the impact of nuclear effects on the asymmetry, we organize the simulated events according to the transverse momentum imbalance [4, 6, 7],

$$\delta p_T = |\vec{p}_T^\mu + \vec{p}_T^p|, \quad (10)$$

where  $\vec{p}_T^{\mu(p)}$  is the muon (proton) transverse momentum with respect to the neutrino direction. If there is no FSI,  $\delta p_T$  is the transverse projection of the initial nucleon momentum due to Fermi motion; in full it represents the sum of the initial nucleon momentum and any intranuclear momentum exchange including FSI. Higher-order accuracy in describing the Fermi motion can be achieved by the 3-dimensional momentum imbalance introduced in Ref. [5] and measured by MINERvA [6].

The absorbed-pion fraction  $S_\pi$  in the GENIE  $0\pi$  events is shown in Fig. 1. It gradually increases with  $\delta p_T$  to about 40% and then forms a plateau. Below  $\delta p_T \sim 0.3 \text{ GeV}/c$  is the Fermi-motion region dominated by QE. Above  $\delta p_T \sim 0.3 \text{ GeV}/c$  the absorbed-pion and  $2p2h$  events are the major contributions predicated with comparable size by GENIE. Because the event rate difference [the numerator in Eq. (3)] is the same in both the absorbed-pion and overall samples, the respective asymmetries,  $A_{RES}$  and  $A_{All}$ , are inversely proportional to the sample size,  $N_{RES}$  and  $N_{All}$ . Hence we have

$$S_\pi = N_{RES}/N_{All} = A_{All}/A_{RES}, \quad (11)$$

as is demonstrated in Fig. 1 independent of the weighting scheme.

In experiments, while the overall asymmetry  $A_{All}$  is accessible,  $A_{RES}$  needs to be separately measured on free nucleons ( $A_0$ ) and folded with nuclear effects. In this work, the primary asymmetry is reduced by about 50% ( $A_{RES}/A_0$  in Fig. 1) in the Fermi-motion region

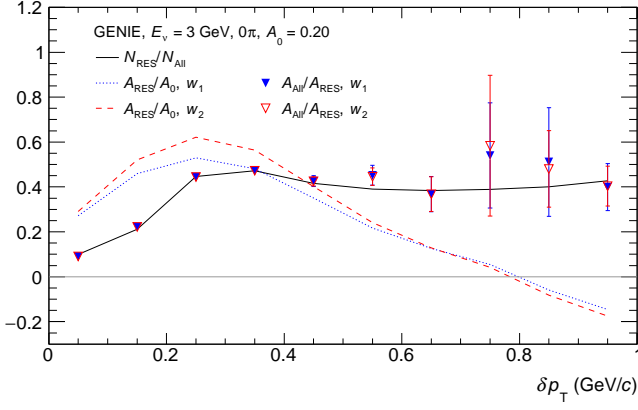


FIG. 1. Absorbed-pion fraction  $S_\pi$  ( $= N_{\text{RES}}/N_{\text{All}}$ ) and asymmetry ratios as a function of  $\delta p_T$  in the GENIE  $0\pi$  sample. The input asymmetry is  $A_0 = 0.20$ . The asymmetry ratios between primary  $A_0$ , and post-FSI  $A_{\text{RES}}$  and  $A_{\text{All}}$ , are shown for the two weighting schemes  $w_1$  and  $w_2$ . The error bars represent statistical uncertainties in the simulation.

due to the “wobbling” of the primary nucleon-pion rest frame. As  $\delta p_T$  increases, the effect of nucleon FSI is expected to increase, further reducing  $A_{\text{RES}}$  due to nucleon-nucleon knockout. The asymmetry becomes zero at  $\delta p_T \sim 0.8$  GeV/ $c$  and then flips sign. The asymmetry-flip is the signature of knock-out protons from absorbed pions (which involves two nucleon knockouts in GENIE). Recall that the primary pion and nucleon have opposite asymmetries. An absorbed-pion knockout will carry part of the pion asymmetry. If energetically more favourable, they will contribute a negative component to  $A_{\text{RES}}^{0\pi}$ . A quantitative analysis is presented in *Discussion*. We see that the impact from nuclear effects in the Fermi-motion region is smaller than the attenuation by uncorrelated protons characterized by  $A_{\text{All}}/A_{\text{RES}}$ . A measurement of  $S_\pi$  with a model-dependent calculation of  $A_{\text{RES}}$  would be interesting at  $\delta p_T < 0.4$  GeV/ $c$ . This would already cover the whole on-set region and reach the plateau. Furthermore,  $A_{\text{RES}}$  could also be estimated in complementary pion production measurements as follows.

In addition to the  $0\pi$  sample, we simulate a one-pion ( $1\pi$ ) sample by requiring exactly one final-state pion—and no other mesons—while keeping the same muon and proton selection. The pion is only tagged but not used in the calculations, and the same analysis is done using only muon and proton kinematics using the same method used in the  $0\pi$  case. As is shown in Fig. 2, this sample is dominated by RES, especially at small  $\delta p_T$ , where the fraction is about 80%; the rest is GENIE-DIS events. Due to the absence of the absorbed-pion component, the proton asymmetry in this  $1\pi$  sample,  $A_{\text{RES}}^{1\pi}$ , is only reduced by nucleon FSI. Overall,  $A_{\text{RES}}^{1\pi}$  preserves  $A_0$  better than in the  $0\pi$  case, now called  $A_{\text{RES}}^{0\pi}$ . Because the propagation of the primary nucleon and pion in the nucleus do not interfere, the difference between  $A_{\text{RES}}^{1\pi}$  and  $A_{\text{RES}}^{0\pi}$  is caused

by the absorbed-pion knockout from the  $0\pi$  events. As is indicated by  $A_{\text{RES}}^{0\pi}/A_{\text{RES}}^{1\pi}$  in Fig. 2, a ratio of about 80% is observed at small  $\delta p_T$ , which decreases and eventually becomes negative with increasing  $\delta p_T$ .

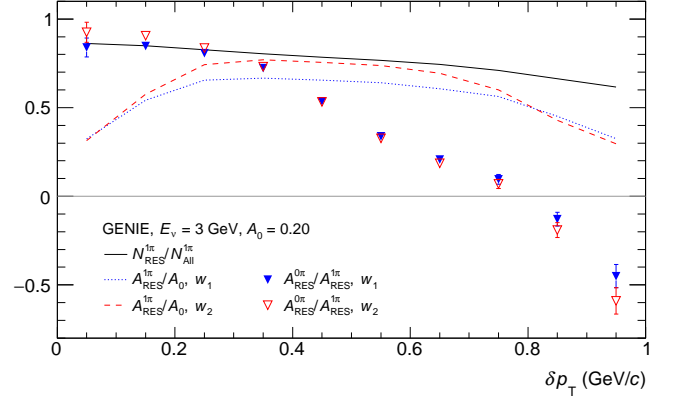


FIG. 2. RES event fraction  $N_{\text{RES}}^{1\pi}/N_{\text{All}}^{1\pi}$  and asymmetry ratios as a function of  $\delta p_T$  in the GENIE  $1\pi$  sample, where  $N_{\text{RES}}^{1\pi}$  and  $N_{\text{All}}^{1\pi}$  are the event rate of the  $1\pi$  RES and overall sample, respectively. The asymmetry ratios between primary  $A_0$ , and the post-FSI  $A_{\text{RES}}^{0\pi}$  and  $A_{\text{RES}}^{1\pi}$  in the respective  $0\pi$  and  $1\pi$  sample, are shown for the two weighting schemes  $w_1$  and  $w_2$ .

We can express the absorbed-pion fraction  $S_\pi$  in  $0\pi$  events as

$$S_\pi = C_{\text{LR}} \frac{f_N^{1\pi}}{f_A}, \quad (12)$$

with

$$C_{\text{LR}} \equiv \frac{A_{\text{All}}^{0\pi}}{A_{\text{All}}^{1\pi}}, \quad (13)$$

$$f_N^{1\pi} \equiv \frac{N_{\text{RES}}^{1\pi}}{N_{\text{All}}^{1\pi}}, \quad (14)$$

$$f_A \equiv \frac{A_{\text{RES}}^{0\pi}}{A_{\text{RES}}^{1\pi}}, \quad (15)$$

where  $C_{\text{LR}}$  is experimentally accessible from the  $0\pi$  and  $1\pi$  samples,  $f_N^{1\pi}$  is the  $1\pi$ -event RES fraction correction, and  $f_A$  is the knock-out correction. Because  $f_A < 1$  due to absorbed-pion knockout in the  $0\pi$  sample and  $f_N^{1\pi} < 1$  by definition, the two correction factors could be accidentally canceling each other—this is indeed the case in GENIE with both being about 80% at  $\delta p_T < 0.4$  GeV/ $c$ . In Fig. 3 we see that  $C_{\text{LR}}$  alone describes  $S_\pi$  rather accurately for the onset and up to the plateau. The  $0\pi$  asymmetry-flip sets in at about 0.8 GeV/ $c$ . The variation of  $C_{\text{LR}}$  caused by different  $A_0$  is shown to be statistical.

*Discussion.*—Comparing the two Adler angle  $\phi^*$ -weighting schemes [Eqs. (8) and (9)],  $w_1$  is more susceptible to the primary “wobbling” due to Fermi motion because of its sensitivity to  $\phi^* = 0$ . This explains the larger reduction of the asymmetry, namely smaller  $A_{\text{RES}}/A_0$ ,

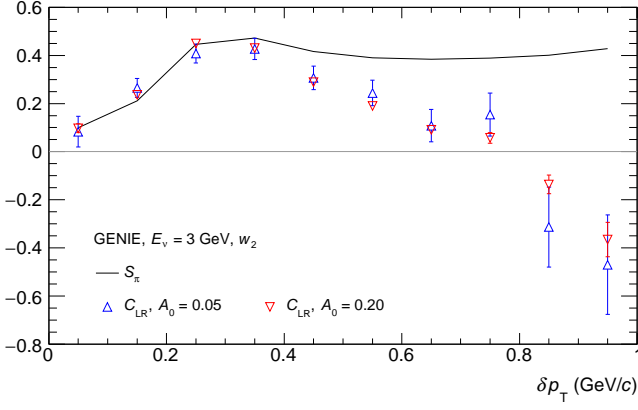


FIG. 3. Absorbed-pion fraction  $S_\pi$  in the GENIE  $0\pi$  sample compared to  $C_{LR}$  with different input asymmetries,  $A_0 = 0.05$  and  $0.20$ . Weighting scheme  $w_2$  is used.

for  $w_1$  in both Figs. 1 and 2. Neither scheme has kinematic dependence. In reality, however, the asymmetry is a function of the primary nucleon and pion kinematics. This requires precise phase-space matching between the  $0\pi$  and  $1\pi$  samples. In addition, the  $1\pi$ -tagging in this work does not have any phase space restriction. One would need to study the experimental threshold effect of the tagging techniques.

The effect of the absorbed-pion knockout in  $A_{RES}^{0\pi}$  can be quantified by the event rates of the leading protons,  $n^p$  and  $n^\pi$ , originating from the primary proton and pion, respectively. Assuming the asymmetries from these two components are exactly opposite, and they are of the same size as in  $A_{RES}^{1\pi}$ , we have

$$A_{RES}^{0\pi} \simeq \frac{n^p - n^\pi}{n^p + n^\pi} \frac{n_L^p - n_R^p}{n^p}, \quad (16)$$

where L and R denote the left and right parts of the event rates. The first factor on the RHS is the asymmetry between the two leading-proton origins,  $A_{KO}$ , and the second one is identified as  $A_{RES}^{1\pi}$  following the assumption. From Eq. (15), we have

$$f_A \simeq A_{KO}. \quad (17)$$

Therefore, the experimental observable  $C_{LR}$  reads

$$C_{LR} \simeq \frac{1}{f_N^{1\pi}} S_\pi A_{KO}. \quad (18)$$

It has sensitivities to both the absorbed-pion event rate and kinematics. In addition to the leading proton asymmetry in  $0\pi$  events, one can consider the asymmetry of the subleading proton. The corresponding  $A_{KO}$  will flip sign, as a leading proton from the primary proton means a subleading proton from the primary pion. In the few GeV regime, the pion production and the corresponding pion-proton correlation in this *de facto* shallow inelastic scattering (SIS) region is not well studied. This gives rise

to significant uncertainties in  $f_N^{1\pi}$ . The SIS background could be reduced by restricting the invariant mass of the hadronic system,  $W$ , via calorimetry, like for example in Ref. [34].

*Summary.*—In this work, we discuss the idea of pion-proton correlation and its application in the study of absorbed-pion events using final-state protons. Proton left-right asymmetries,  $A_{LR}$ , have been previously measured in neutrino CC production of overtly proton-plus-pion final states, and ascribed to the polarization of the produced  $\Delta$  (1232) resonance. We demonstrate with simulations that such an asymmetry can be observed in neutrino  $0\pi$  production on nuclei. This idea could be examined by the existing MINERvA [6] and T2K data [7, 35] and also by the forthcoming MicroBooNE [36] data. We further introduce  $C_{LR}$ , the asymmetry ratio between  $0\pi$  and  $1\pi$  events, as an experimental estimate for the absorbed-pion fraction  $S_\pi$  up to the GENIE-predicted plateau at  $\delta p_T \sim 0.4$  GeV/c. It would be interesting to investigate further how this could constrain  $2p2h$  contributions, as it has been conjectured that the  $\delta p_T$ -region 0.3–0.4 GeV/c is where current  $2p2h$  models have largest deficit [6]. The GENIE-predicted asymmetry-flip observed at  $\delta p_T \sim 0.8$  GeV/c is closely related to the kinematics of the absorbed pions and its knockout. The crossover appears to be a robust experimental observable as it is shown to be independent of the weighting scheme and the strength of the input asymmetry. The reproduction of a measured crossover would be an important benchmark for nuclear-effect modeling.

The pion-proton correlation considered in this work comes from pion production with the interference between resonant and nonresonant amplitudes. This would be the dominant interaction channel at the DUNE [3] energy. However, similar correlation also exists in rare processes such as neutrino deeply virtual meson production [37, 38]. Besides the neutrino energy we consider in this work, a similar study at 0.6 GeV for Hyper-K [2] would be interesting as the impact from absorbed-pion events would become significant because of the high-power neutrino beams. Finally, even though we have only discussed neutrino interactions, the antineutrino counterparts,

$$\bar{\nu}p \rightarrow \ell^+ p \pi^-, \quad (19)$$

$$\bar{\nu}p \rightarrow \ell^+ n \pi^0, \quad (20)$$

$$\bar{\nu}n \rightarrow \ell^+ n \pi^-, \quad (21)$$

$$\bar{\nu}A \rightarrow \ell^+ p X, \quad (22)$$

can be studied analogously. This would be useful for the  $CP$ -violation search using neutrino and antineutrino oscillations.

We thank Trung Le, Federico Sanchez, and Clarence Wret for helpful discussions. We thank Richard Gran and Anthony Mann additionally for their helpful suggestions on the manuscript. We thank Kevin



McFarland for extensive discussions that inspired this project. T.C. and D.R. are supported by DOE (USA) Grant No. de-sc0008475. X.L. is supported by STFC (UK) Grant No. ST/S003533/1.

- 
- [1] J. Nieves, I. Ruiz Simo, and M. J. Vicente Vacas, *Phys. Lett. B* **707**, 72 (2012).
- [2] K. Abe et al. (Hyper-Kamiokande Proto-Collaboration), *PTEP* **2015**, 053C02 (2015), arXiv:1502.05199 [hep-ex].
- [3] R. Acciarri et al. (DUNE), (2015), arXiv:1512.06148 [physics.ins-det].
- [4] X. G. Lu, L. Pickering, S. Dolan, G. Barr, D. Coplowe, Y. Uchida, D. Wark, M. O. Wascko, A. Weber, and T. Yuan, *Phys. Rev.* **C94**, 015503 (2016), arXiv:1512.05748 [nucl-th].
- [5] A. P. Furmanski and J. T. Sobczyk, *Phys. Rev.* **C95**, 065501 (2017), arXiv:1609.03530 [hep-ex].
- [6] X. G. Lu et al. (MINERvA), *Phys. Rev. Lett.* **121**, 022504 (2018), arXiv:1805.05486 [hep-ex].
- [7] K. Abe et al. (T2K), *Phys. Rev.* **D98**, 032003 (2018), arXiv:1802.05078 [hep-ex].
- [8] P. A. Rodrigues et al. (MINERvA), *Phys. Rev. Lett.* **116**, 071802 (2016), [Addendum: *Phys. Rev. Lett.* **121**, no.20, 209902 (2018)], arXiv:1511.05944 [hep-ex].
- [9] R. Gran et al. (MINERvA), *Phys. Rev. Lett.* **120**, 221805 (2018), arXiv:1803.09377 [hep-ex].
- [10] B. Eberly et al. (MINERvA), *Phys. Rev.* **D92**, 092008 (2015), arXiv:1406.6415 [hep-ex].
- [11] O. Altinok et al. (MINERvA), *Phys. Rev.* **D96**, 072003 (2017), arXiv:1708.03723 [hep-ex].
- [12] U. Mosel and K. Gallmeister, *Phys. Rev.* **C97**, 045501 (2018), arXiv:1712.07134 [hep-ex].
- [13] P. Stowell et al. (MINERvA), (2019), arXiv:1903.01558 [hep-ex].
- [14] K. Niewczas and J. T. Sobczyk, *Phys. Rev.* **C93**, 035502 (2016), arXiv:1511.02502 [hep-ex].
- [15] L. B. Weinstein, O. Hen, and E. Piasetzky, *Phys. Rev.* **C94**, 045501 (2016), arXiv:1604.02482 [hep-ex].
- [16] G. M. Radecky et al., *Phys. Rev.* **D25**, 1161 (1982), [Erratum: *Phys. Rev.* **D26**, 3297 (1982)].
- [17] S. L. Adler, *Annals Phys.* **50**, 189 (1968), [,225(1968)].
- [18] S. L. Adler, *Phys. Rev.* **D12**, 2644 (1975), [,485(1975)].
- [19] J. E. Sobczyk, E. Hernandez, S. X. Nakamura, J. Nieves, and T. Sato, *Phys. Rev.* **D98**, 073001 (2018), arXiv:1807.11281 [hep-ph].
- [20] M. Kabirnezhad, *Phys. Rev.* **D97**, 013002 (2018), arXiv:1711.02403 [hep-ph].
- [21] C. Andreopoulos, C. Barry, S. Dytman, H. Gallagher, T. Golan, R. Hatcher, G. Perdue, and J. Yarba, (2015), arXiv:1510.05494 [hep-ph].
- [22] D. Rein and L. M. Sehgal, *Annals Phys.* **133**, 79 (1981).
- [23] E. A. Paschos and J. Y. Yu, *Phys. Rev.* **D65**, 033002 (2002), arXiv:hep-ph/0107261 [hep-ph].
- [24] A. Bodek and U. K. Yang, *J. Phys.* **G29**, 1899 (2003), arXiv:hep-ex/0210024 [hep-ex].
- [25] J. T. Sobczyk, *Phys. Rev. C* **86**, 015504 (2012).
- [26] R. Gran, J. Nieves, F. Sanchez, and M. J. Vicente Vacas, *Phys. Rev.* **D88**, 113007 (2013), arXiv:1307.8105 [hep-ph].
- [27] J. Schwehr, D. Cherdack, and R. Gran, (2016), arXiv:1601.02038 [hep-ph].
- [28] T. Sjostrand, S. Mrenna, and P. Z. Skands, *JHEP* **05**, 026 (2006), arXiv:hep-ph/0603175 [hep-ph].
- [29] Z. Koba, H. B. Nielsen, and P. Olesen, *Nucl. Phys.* **B40**, 317 (1972).
- [30] S. A. Dytman and A. S. Meyer, *AIP Conf. Proc.* **1405**, 213 (2011).
- [31] L. A. Harewood and R. Gran, (2019), arXiv:1906.10576 [hep-ex].
- [32] P. Stowell et al., *JINST* **12**, P01016 (2017), arXiv:1612.07393 [hep-ex].
- [33] F. Sanchez, *Phys. Rev.* **D93**, 093015 (2016), arXiv:1511.00501 [hep-ex].
- [34] T. Le et al. (MINERvA), (2019), arXiv:1906.08300 [hep-ex].
- [35] K. Abe et al. (T2K), (2019), arXiv:1904.09611 [hep-ex].
- [36] R. Acciarri et al. (MicroBooNE), *JINST* **12**, P02017 (2017), arXiv:1612.05824 [physics.ins-det].
- [37] B. Z. Kopeliovich, I. Schmidt, and M. Siddikov, *Phys. Rev.* **D86**, 113018 (2012), arXiv:1210.4825 [hep-ph].
- [38] M. Siddikov and I. Schmidt, *Phys. Rev.* **D99**, 116005 (2019), arXiv:1904.04252 [hep-ph].