

# Acceptance rate is a thermodynamic function in local Monte Carlo algorithms

E. Burovski<sup>1</sup>, W. Janke<sup>2</sup>, M. Guskova<sup>1</sup>, and L. Shchur<sup>1,3\*</sup>

<sup>1</sup> *National Research University Higher School of Economics, 101000 Moscow, Russia*

<sup>2</sup> *Institut für Theoretische Physik, Universität Leipzig, IPF 231101, 04081 Leipzig, Germany*

<sup>3</sup> *Landau Institute for Theoretical Physics, 142432 Chernogolovka, Russia*

(Dated: May 18, 2022)

We study properties of Markov chain Monte Carlo simulations of classical spin models with local updates. We derive analytic expressions for the mean value of the acceptance rate of the single-spin-flip algorithms for the one-dimensional Ising model. We find that for the Metropolis algorithm the average acceptance rate is a linear function of energy. We further provide numerical results for the energy dependence of the average acceptance rate for the 3- and 4-state Potts model, and the XY model in one and two spatial dimensions. In all cases, the acceptance rate is an almost linear function of the energy in the critical region. The variance of the acceptance rate is studied as a function of the specific heat.

One of the most challenging problems in high-performance computing (HPC) is using the full strength of the supercomputers. It is very demanding, however, to efficiently use all the power of a supercomputer in a single run. The main barrier is that most of the current algorithms could not be used on the complex multi-node, multi-core, and multi-accelerator hybrid architectures which is the dominant today and will be dominant for the nearest future. Hence the computation must be divided into millions of tasks to be scheduled on individual cores. It is thus of crucial importance to develop new, fully scalable algorithms, new programming techniques, and new methods to build programs which can efficiently use the power of supercomputers.

Markov chain Monte Carlo methods [1, 2] are among the prime approaches of supercomputer simulations in physics, chemistry, and materials sciences. A Monte Carlo (MC) simulation is a sequence of local updates of microscopic degrees of freedom, and the overall performance of a simulation strongly depends on these local elementary updates [2]. Two features of the family of local MC algorithms are worth noting: first, simulations based on these algorithms are naturally embarrassingly parallel, which makes them even more attractive for massively parallel computations; second, they are applicable in the presence of external fields and/or competing ferro- and antiferromagnetic interactions, where more sophisticated schemes (e.g., cluster updates) break down.

In the core of MC methods is the Metropolis algorithm [3] known for more than 60 years. What we find surprising is that a careful analysis of an “old” method could bring completely new knowledge on the computations. Namely, we note that the acceptance rate of an MC simulation is a thermodynamic function which displays a well-defined temperature dependence. These findings provide a deeper understanding of the algorithm, and we believe that our observation may influence further improvements of MC algorithms in general, and their parallel scalable versions.

A Markov process is defined by its set of transition

probabilities between microscopic states, which must obey a balance condition [1, 2]. Efficiency of an MC process is governed by several factors: the typical acceptance rate (i.e., the fraction of states in the Markov chain which differ from the previous state), the computational complexity of an elementary update, and the autocorrelation time of the process. Different choices for both trial moves and their transition probabilities are possible [2, 4]. A rigorous theorem claims that a specific choice of elementary updates — which is in fact a global update, attempting to update all degrees of freedom at once by drawing random increments from a Gaussian distribution — maximizes the efficiency if the mean value of the acceptance rate is tuned to the special value 0.234 [5, 6]. However, such processes have unfavorable correlation properties [7], and are not suitable for MC simulations of physical systems with a large number of degrees of freedom.

We now make the following observation: the mean value of the acceptance rate of an MC simulation using a given set of transition probabilities has a well-defined temperature dependence. Therefore, it can be viewed as a thermodynamic function of the model under the MC dynamics, on par with other thermodynamic functions, e.g., the energy. A natural question is then: what is the relation between the mean acceptance rate and other thermodynamic quantities? We find that for a one-dimensional (1D) Ising model, the acceptance rate of the Metropolis algorithm [3] is a *linear* function of energy. An immediate question is then whether this linear relation is a one-off artifact of the Metropolis MC dynamics for the 1D Ising model, or whether it generalizes for other related models and MC algorithms.

*Models.* — We consider several well-known classical lattice models. The Ising model is defined by the Hamiltonian function

$$H = -J \sum_{\langle ij \rangle} S_i S_j, \quad (1)$$

where the coupling constant  $J > 0$ ,  $\langle ij \rangle$  denotes nearest-

neighbor pairs, and  $S_i = \pm 1$  are Ising spins, located at the sites of a lattice of linear size  $L$  with periodic boundary conditions.

In the  $q$ -state Potts model, spins can take  $q$  possible values,  $S_i \in 1, \dots, q$  [8]:

$$H = -J \sum_{\langle ij \rangle} \delta(S_i, S_j), \quad (2)$$

where the coupling constant  $J > 0$  and  $\delta(S_i, S_j)$  is the Kronecker delta symbol, which equals one whenever  $S_i = S_j$ , and zero otherwise.

Finally, we consider the XY model, defined by [9]:

$$H = -J \sum_{\langle ij \rangle} \cos(S_i - S_j), \quad (3)$$

where the coupling constant  $J > 0$  and  $S_i$  are continuous variables,  $S_i \in [0, 2\pi)$ .

*MC algorithms.* — MC simulations provide a way of studying models (1)-(3) in thermodynamic equilibrium. An MC simulation constructs an ergodic random walk in the configuration space of a model,

$$\dots \rightarrow \mu \rightarrow \nu \rightarrow \dots,$$

which generates the equilibrium Gibbs distribution of a model as its stationary distribution [2]. For local updating schemes, successive configurations  $\mu$  and  $\nu$  only differ by the value of a single spin.

An elementary update of the local Metropolis algorithm [3] proceeds in two steps: (i) select a random site and (ii) flip its spin,  $S_i \rightarrow -S_i$ , with the probability

$$p(\mu \rightarrow \nu) = \min(1, e^{-\beta \Delta E}), \quad (4)$$

where  $\beta$  is the inverse temperature and  $\Delta E = E_\nu - E_\mu$  the energy difference between the original and updated states [4].

The heat-bath algorithm differs from the Metropolis algorithm only in that a spin-flip update is accepted with the probability [4]

$$p(\mu \rightarrow \nu) = \frac{e^{-\beta E_\nu}}{e^{-\beta E_\nu} + e^{-\beta E_\mu}}. \quad (5)$$

*Acceptance rates of MC simulations of the one-dimensional Ising model.* — To calculate the acceptance rate for the one-dimensional Ising model we convert Eq. (1) to bond variables [10, 11]. We associate with the bond connecting sites  $i$  and  $i + 1$  the 'charge',

$$Q_i = \frac{1}{2} (S_i S_{i+1} + 1), \quad (6)$$

which takes values of 0 (for  $S_i \neq S_{i+1}$ ) and 1 (for  $S_i = S_{i+1}$ ). In this representation, Eq. (1) takes the form

$$H = -2J \sum_{i=1}^L Q_i + JL, \quad (7)$$

where the sum is taken over the *bonds* of the lattice. With periodic boundary conditions, the number of bonds equals the number of sites of the lattice. This way, the state space of the model (1) is spanned by a collection of  $L$  integers  $Q_i = \{0, 1\}$ , subject to the constraint: the parity of  $\sum_{i=1}^L Q_i$  is the same as the parity of the number of bonds. We take  $L$  to be even throughout, so that  $\sum_{i=1}^L Q_i$  is even.

The partition function corresponding to Eq. (7) is

$$Z = x^{-L/2} \left[ (x+1)^L + (x-1)^L \right]. \quad (8)$$

where  $x = e^{2\beta J}$  [12], see Supplemental Material.

We use the bond representation (7) to calculate the acceptance rates for the Metropolis and the heat-bath algorithms. Details of calculations can be found in the Supplemental Material.

We start with the Metropolis updates (4). Denoting the expected value of the acceptance probability by  $R$ , the expected value of the *rejection* probability is

$$1 - R = \frac{x^2 - 1}{Z} \left[ (x+1)^{L-2} + (x-1)^{L-2} \right] x^{-L/2}. \quad (9)$$

In the thermodynamic limit,  $L \gg 1$ , the second term in brackets is negligible, and Eq. (9) simplifies to

$$R = \frac{2}{x+1}. \quad (10)$$

We now compare Eq. (10) to the thermodynamic mean value of the internal energy of the system,  $E$ . Using the partition function (8), we obtain in the thermodynamic limit the standard result [12]

$$\varepsilon = -\frac{x-1}{x+1}, \quad (11)$$

where the reduced energy density  $\varepsilon = E/JL$ .

Comparing Eqs. (10) and (11), we find

$$R = 1 + \varepsilon, \quad (12)$$

i.e., the expected value of the acceptance probability is a *linear function* of the energy. In fact, relation (12) holds for all values of  $L$ , see Supplemental Material.

For the expected value of the acceptance probability  $R_{\text{HB}}$  of the heat-bath updates (5) we find in the thermodynamic limit  $L \gg 1$

$$R_{\text{HB}} = \frac{x}{1+x^2}. \quad (13)$$

Comparing to (11), we have

$$R_{\text{HB}} = \frac{1}{2} \frac{1 - \varepsilon^2}{1 + \varepsilon^2}, \quad (14)$$

which approaches the linear behavior  $(1+\varepsilon)/2$  for  $1+\varepsilon \ll 1$  (cf. Fig. 1).

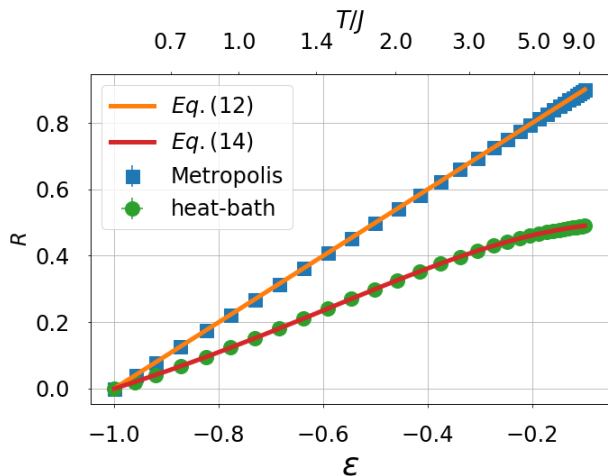


FIG. 1. Average acceptance rates of the Metropolis updates (4) and the heat-bath updates (5) for the 1D Ising model (1). Simulation were done for  $L = 512$  spins with periodic boundary conditions. Symbols are simulation results, with error bars shown at all points. Solid lines are predicted relations (12) and (14). See text for discussion.

*Simulation results 1D.* — We perform MC simulations of the 1D Ising model (1) using Metropolis updates (4) and heat-bath updates (5) for temperatures ranging from  $T/J = 0.2$  to 10. We use  $N_T = 10^6$  MC steps (MCS) for thermalization and collect statistics over  $N_A = 10^7$  MCS. Here an MCS is defined as  $L$  elementary update attempts for a chain with  $L$  spins. We collect statistics for the total energy of the system,  $E$ , and the acceptance rate,  $R$ , which we specifically define as the ratio of the numbers of accepted and attempted elementary updates.

Figure 1 shows the relation between the mean values of the acceptance rates of the MC process and the reduced energy density,  $\varepsilon$ , for a chain of  $L = 512$  spins and periodic boundary conditions. The results of the MC simulations agree with Eqs. (12) and (14) in the whole range of energies (hence, temperatures). We note that the dependence of  $R_{\text{HB}}$  on the reduced energy density is approximately linear in a wide range of temperatures: the relative difference between  $R_{\text{HB}}$  and its linear approximation is below 10% for  $T/J < 1.1$ .

It is instructive to compare the behavior of local MC algorithms for related classical spin models. We performed MC simulations of the 3- and 4-state Potts models (2), and the classical XY model (3) in one dimension using the Metropolis and heat-bath algorithms. There are several ways of organizing the local updates. We take the simplest possible prescription: we select a spin  $S_i$  at random, and then draw a proposed value  $\tilde{S}_i$  for the update  $S_i \rightarrow \tilde{S}_i$  from a uniform discrete distribution of  $q$  values for the Potts model, and from a uniform distribution on  $[0, 2\pi)$  for the XY model. In these simulations we use

$N_T = 10^4$  MCS for thermalization and  $N_A = 10^5$  MCS for the averaging.

The energy dependence of the acceptance rate for the Metropolis algorithm is summarized in Fig. 2. In general, the dependence turns out to be a non-linear featureless curve. The maximum difference is observed to be between the 3-state Potts and Ising models. The 4-state Potts model is closer to the Ising result, and for the XY model, the acceptance rate approaches that for the Ising model at very large temperatures,  $T \gg J$ .

*Second moments of energy and acceptance rate.* — Mean values of energy and acceptance rate are computed as first moments of samples generated by the MC process. Given a one-to-one, monotonic relation between the mean values, it is instructive to compare the second moments. The second moment of energy density is related to the specific-heat capacity,

$$C = \frac{\langle \varepsilon^2 \rangle - \langle \varepsilon \rangle^2}{T^2}, \quad (15)$$

where  $\langle \dots \rangle$  stands for the average over the states generated by the MC process.

The variance of the acceptance rate is readily computed as the variance of a Bernoulli process of binary decisions (1 if an elementary update is accepted, and 0 otherwise). For a Bernoulli process, the variance,  $\text{var } R$ , is related to the mean value,  $\langle R \rangle$ , via  $\text{var } R = \langle R \rangle(1 - \langle R \rangle)$ , where the angular brackets again denote the MC average.

Figure 2 displays the relation between the heat capacity and the variance of the acceptance rate for the Metropolis algorithm. We scale the variance of  $R$  by  $T^2$  in accordance with Eq. (15). At lowest temperatures,  $T \ll J$ , the heat capacity as a function of temperature has a maximum due to the finite number of spins,  $L$ . Because of this, the curves in Fig. 2 form arcs for  $C \sim 1$ . Outside of this range, for  $T > J$ , the relation between second moments divided by  $T^2$  is close to linear on the log-log scale for all one-dimensional models.

Results of simulations using the heat-bath updates look qualitatively similar, and are detailed in the Supplemental Material.

*Two-dimensional models.* — It is instructive to compare the behavior of 1D models to higher dimensions, if only to see whether our observations are specific to 1D or have broader applicability. Specifically, 2D models with Hamiltonians (1)–(3) undergo a phase transition at a certain temperature  $T_c$ , between a high-temperature paramagnetic behavior and a low-temperature phase. For the Potts models, critical parameters are known analytically [8],  $T_c/J = 1/\ln(1 + \sqrt{q})$ , and for the XY model, MC simulations of Ref. [13] quote  $T_c/J = 0.887(2)$ . The behavior of the MC process with local updates varies significantly between the paramagnetic phase ( $T > T_c$ ), the low-temperature phase ( $T < T_c$ ), and the critical region ( $T \approx T_c$ ) [2].

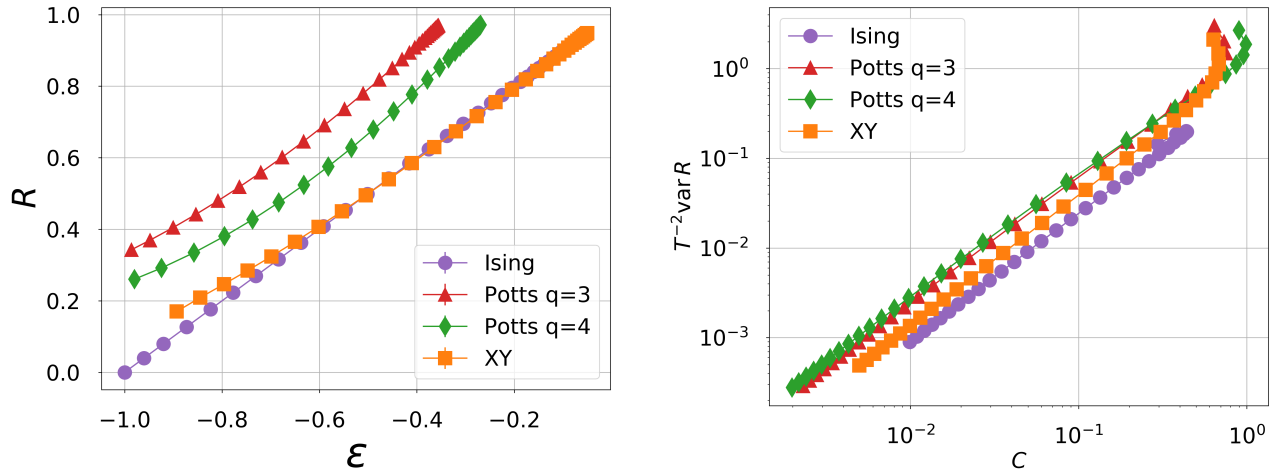


FIG. 2. Left panel: Average acceptance rates of the Metropolis updates (4) versus energy. Right panel: Variance of the acceptance rate versus heat capacity. Simulations were done for one-dimensional models: the Ising model (circles), the Potts model with  $q = 3$  (triangles) and  $q = 4$  (diamonds), and the XY model (squares). Symbols are simulation results with error bars, lines are to guide the eye. Simulations were done for  $L = 512$  spins with periodic boundary conditions.

Figure 3 shows results of simulations with the Metropolis algorithm of the two-dimensional models with  $64^2$  spins for temperatures between  $T/J = 0.5$  to 10. Here we use  $N_T = 10^5$  MCS for thermalization and  $N_A = 10^6$  MCS for averaging. Results for the heat-bath algorithm look similar as can be inspected in the Supplemental Material.

First moments of the acceptance rate and energy are both smooth across the phase transition, with a relation which is close to linear in the critical range  $T \sim T_c$ . The second moments in the right panel of Fig. 3 show two clearly separate branches, for  $T > T_c$  and  $T < T_c$ , which join at the critical point. It is worth noting that the relative position of the low- and high-temperature branches for the Ising model differs from both Potts models and the XY model.

Simulations of the three- and four-dimensional models behave qualitatively similar to the two-dimensional models, and the results will be detailed elsewhere.

*Concluding*,— we start with an observation that the acceptance rate of an update proposal of a Monte Carlo simulation can be regarded on par with thermodynamic functions of a model, and thus can itself be considered a thermodynamic function of a model under a given Monte Carlo dynamics. For the one-dimensional Ising model we derive analytically that the mean value of the acceptance rate for local Metropolis updates is a linear function of energy. This linear dependence turns out to be specific for this combination of the updating scheme and the model: changing the updating algorithm to heat-bath updates changes the functional form of the relation between the mean values of the acceptance rate and energy, so that the relation is only linear away from the

high-temperature region  $T \gg J$ .

We simulate several classical models in one and two spatial dimensions, the Ising model, the 3- and 4-state Potts models, and the XY model, and compute the dependence of the first and second moments of the acceptance rate on the mean value and the second moment of energy. We find that in general the relation is not linear in a wide range of temperatures, but is close to linear in the critical region around the transition temperature  $T_c$ .

E.B. and M.G. acknowledge the support of the Academic Fund Program at the National Research University Higher School of Economics (HSE), grant No. 18-05-0024, and by the Russian Academic Excellence Project “5-100”. W.J. thanks the Deutsche Forschungsgemeinschaft (DFG, German Research Foundation) for support through project No. 189 853 844 – SFB/TRR 102 (project B04). L.S. acknowledges the support from the program 0033-2018-0010 of Landau Institute for Theoretical Physics and thanks Travis S. Humble (Oak Ridge National Laboratory) for the valuable discussions of the high-performance computing and INCITE program.

---

\* lev@landau.ac.ru

- [1] B.A. Berg, *Markov Chain Monte Carlo Simulations and Their Statistical Analysis* (World Scientific, Singapore, 2004).
- [2] K. Binder and D.P. Landau, *A Guide to Monte Carlo Simulations in Statistical Physics* (Cambridge University Press, Cambridge, UK, 2009), and references therein.
- [3] N. Metropolis, A.W. Rosenbluth, M.N. Rosenbluth, A.H. Teller, and E. Teller, *Equations of state calculations by fast computing machines*, J. Chem. Phys. **21**,

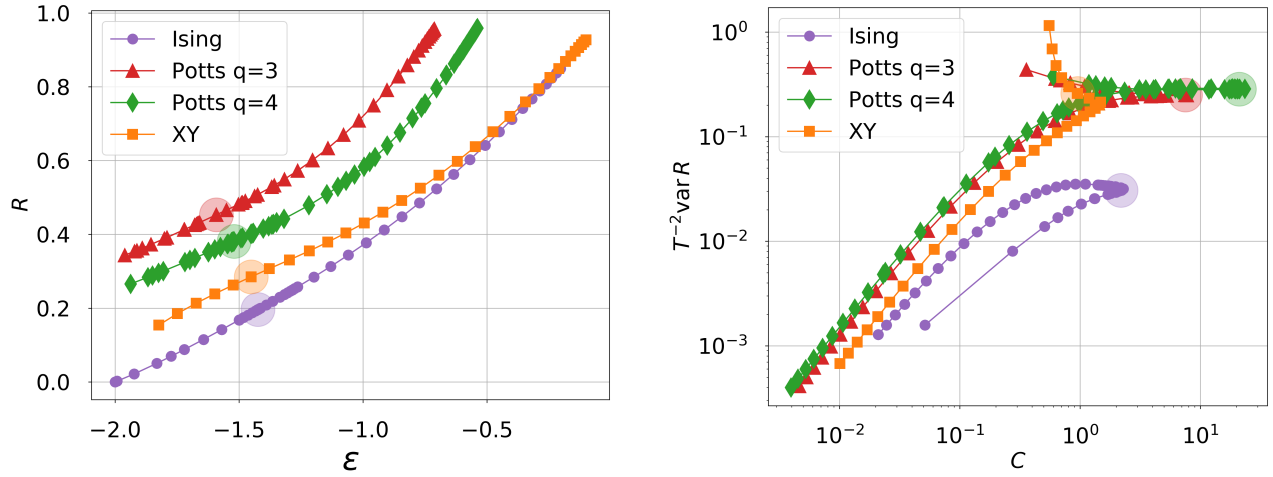


FIG. 3. Left panel: Average acceptance rates of the Metropolis updates (4) for two-dimensional models. Right panel: Second moments of energy and the acceptance rate. Simulations were done for two-dimensional models on a  $64^2$  square lattice with periodic boundary conditions: the Ising model (circles), the Potts model with  $q = 3$  (triangles) and  $q = 4$  (diamonds), and the XY model (squares). Symbols are simulation results with error bars, lines are to guide the eye. Semi-transparent disks show the critical regions.

- 1087 (1953).
- [4] W. Janke, *Monte Carlo methods in classical statistical physics*, Lect. Notes Phys. **739**, 79–140 (2008), *Computational Many Particle Physics*, eds. H. Fehske, R. Schneider, and A. Weiße (Springer, Berlin, 2008).
  - [5] A. Gelman, G.O. Roberts, and W.R. Gilks, *Bayesian Statistics*, eds. J.M. Bernardo, J.O. Berger, A.P. David, and A.R.M. Smith, vol. 5, pp. 599–607 (Oxford University Press, Oxford, UK, 1996).
  - [6] G.O. Roberts, A. Gelman, and W.R. Gilks, *Weak convergence and optimal scaling of random walk Metropolis algorithms*, Ann. Appl. Probab. **7**, 110 (1997).
  - [7] C.C.J. Potter and R.H. Swendsen, *Efficiency and time-dependent cross-correlations in multivariate Monte Carlo sampling*, Phys. Rev. E **88**, 052201 (2013).
  - [8] F.-Y. Wu, *The Potts model*, Rev. Mod. Phys. **54**, 235 (1982).
  - [9] J.M. Kosterlitz, *The critical properties of the two-dimensional XY model*, J. Phys. C: Solid State Physics **7**, 1046 (1974).
  - [10] M. Suzuki, *Solution and Critical Behavior of Some "Three-Dimensional" Ising Models with a Four-Spin Interaction*, Phys. Rev. Lett. **28**, 507 (1972).
  - [11] M. Mueller, D.A. Johnston, and W. Janke, *Exact solutions to plaquette Ising models with free and periodic boundaries*, Nucl. Phys. B **914**, 388 (2017).
  - [12] R.J. Baxter, *Exactly Solved Models in Statistical Mechanics* (Academic Press, New York, 1982), and references therein
  - [13] H. Weber and P. Minnhagen, *Monte Carlo determination of the critical temperature for the two-dimensional XY model*, Phys. Rev. B **37**, 5986(R) (1988).

# Supplemental Material: Acceptance rate is a thermodynamic function in local Monte Carlo algorithms

E. Burovski, W. Janke, M. Guskova, and L. Shchur

(Dated: May 18, 2022)

## I. ACCEPTANCE RATES OF LOCAL MONTE CARLO UPDATES FOR THE ONE-DIMENSIONAL ISING MODEL

We consider the one-dimensional Ising model, defined by the Hamiltonian function

$$H = -J \sum_{i=1}^L S_i S_{i+1}, \quad (\text{S1})$$

where the coupling constant  $J > 0$  and  $S_i = \pm 1$  are Ising spins, located at the sites of a one-dimensional chain of  $L$  sites with periodic boundary conditions. The indices in (S1) are taken modulo  $L$ , i.e., the term  $S_L S_{L+1}$  is understood as  $S_L S_1$ .

To calculate the expected values of the acceptance probability of a MC simulation of the 1D Ising model (S1) for the Metropolis and heat-bath updates, we first convert the model (S1) to a bond representation.

### A. Bond representation

We convert the model (S1) to bond variables. To this end, we define for a bond connecting sites  $i$  and  $i+1$  the 'charge' [S1, S2],

$$Q_i = \frac{1}{2} (S_i S_{i+1} + 1), \quad (\text{S2})$$

which takes values of 0 (for  $S_i \neq S_{i+1}$ ) and 1 (for  $S_i = S_{i+1}$ ). In this representation, Eq. (S1) takes the form

$$H = -2J \sum_{i=1}^L Q_i + JL, \quad (\text{S3})$$

where the sum is taken over the *bonds* of the lattice. With periodic boundary conditions, the number of bonds equals the number of sites of the lattice. This way, the state space of the model (S1) is spanned by a collection of  $L$  integers  $Q_i = \{0, 1\}$ , subject to the constraint: the parity of  $\sum_{i=1}^L Q_i$  is the same as the parity of the number of bonds. We take  $L$  to be even throughout, so that

$$\sum_{i=1}^L Q_i \quad \text{is even.}$$

The partition function corresponding to Eq. (S3) then reads

$$Z = 2x^{-L/2} \sum_{l=0}^{L/2} C_L^{2l} x^{2l}, \quad (\text{S4})$$

where  $x \equiv e^{2\beta J}$  and  $\beta$  is the inverse temperature. The summation runs over the values of  $\sum_i Q_i = 2l$ , and the binomial coefficient,  $C_L^{2l}$ , counts the number of ways of distributing  $2l$  values of  $Q = 1$  over  $L$  bonds. The factor of 2 accounts for a double-counting of the representation (S2): each value of  $Q_i$  can be realized by two possible combinations of  $S_i$  and  $S_{i+1}$  (e.g.,  $Q_i = 0$  means that either  $S_i = -1$  and  $S_{i+1} = 1$  or vice versa).

Performing the summation in (S4) we obtain

$$Z = x^{-L/2} [(x+1)^L + (x-1)^L], \quad (\text{S5})$$

which agrees with the standard result [S3].

### B. Acceptance rate of the Metropolis algorithm

We turn our attention to calculating the mathematical expectations of the acceptance rates of local MC updates.

Using the representation (S3), we note that flipping a spin  $S_i$  flips the values of two bond charges,  $Q_i$  and  $Q_{i-1}$ . The acceptance probabilities depend on the sum  $Q \equiv Q_i + Q_{i-1}$ : For  $Q = 0$  or  $1$ , the update is always accepted, since  $\Delta E \leq 0$ . For  $Q = 2$ , the update is accepted with probability  $e^{-4\beta J} = x^{-2}$ .

Denoting the expected value of the acceptance probability by  $R$ , the expected value of the *rejection* probability is then

$$1 - R = \sum_{l=0}^{L/2} (1 - x^{-2}) \frac{2l}{L} \frac{2l-1}{L-1} \frac{C_L^{2l} x^{2l} 2x^{-L/2}}{Z}. \quad (\text{S6})$$

Here the factor  $2l(2l-1)/L(L-1)$  counts the probability that, in a configuration with  $\sum_i Q_i = 2l$ , for a randomly chosen site  $i$  we have  $Q = 2$ , i.e.,  $Q_i = Q_{i-1} = 1$ .

The sum entering Eq. (S6) is readily computed by differentiating twice the binomial formula

$$(x+1)^L = \sum_{k=0}^L C_L^k x^k.$$

The result is

$$1 - R = \frac{x^2 - 1}{Z} [(x+1)^{L-2} + (x-1)^{L-2}] x^{-L/2}. \quad (\text{S7})$$

We now compare (S7) to the internal energy of the system. The energy is given in general by  $E = -d \ln Z / d\beta = (1/Z) dZ / d\beta$ . Using (S5) and  $dx/d\beta = 2Jx$  (since  $x = e^{2\beta J}$ ), we obtain from the product rule

$$\begin{aligned}
-E/J &= \{-(L/2)x^{-L/2-1}2x[(x+1)^L + (x-1)^L] + 2xx^{-L/2}[L(x+1)^{L-1} + L(x-1)^{L-1}]\}/Z \\
&= \{-Lx^{-L/2}[(x+1)^L + (x-1)^L] + 2Lxx^{-L/2}[(x+1)^{L-1} + (x-1)^{L-1}]\}/Z \\
&= Lx^{-L/2}\{2x[(x+1)^{L-1} + (x-1)^{L-1}] - [(x+1)^L + (x-1)^L]\}/Z \\
&= Lx^{-L/2}\{2x - (x+1)](x+1)^{L-1} + [2x - (x-1)](x-1)^{L-1}\}/Z \\
&= Lx^{-L/2}\{(x-1)(x+1)^{L-1} + (x+1)(x-1)^{L-1}\}/Z \\
&= Lx^{-L/2}\{(x-1)(x+1)(x+1)^{L-2} + (x+1)(x-1)(x-1)^{L-2}\}/Z \\
&= L(x^2 - 1)x^{-L/2}\{(x+1)^{L-2} + (x-1)^{L-2}\}/Z,
\end{aligned} \tag{S8}$$

which simplifies in the thermodynamic limit  $L \gg 1$  to

$$-\varepsilon = -E/JL = \frac{x-1}{x+1}. \tag{S9}$$

Comparing (S8) with (S7), one readily sees that

$$-\varepsilon = 1 - R \tag{S10}$$

or

$$R = 1 + \varepsilon \tag{S11}$$

is true for *all* lattice sizes  $L$ , i.e., the relation between the acceptance rate  $R$  for the Metropolis update and the reduced energy density  $\varepsilon$  of the 1D Ising model does *not* depend on the length  $L$  of the one-dimensional chain with periodic boundary conditions.

### C. Heat-bath algorithm

The expected value of the acceptance probability  $R_{\text{HB}}$  of the heat-bath updates can be calculated similarly to Eqs. (S6) and (S7). Here we directly compute the acceptance probability: Acceptance probability of an elementary update of the spin  $S_i$  is again defined by  $Q \equiv Q_i + Q_{i-1}$ , and the analog of Eq. (S6) is

$$\begin{aligned}
R_{\text{HB}} &= \sum_{l=0}^{L/2} \left( \frac{1}{1+x^2} \frac{2l}{L} \frac{2l-1}{L-1} \right. \\
&\quad + \frac{x^2}{1+x^2} \frac{L-2l}{L} \frac{L-2l-1}{L-1} \\
&\quad \left. + \frac{L-2l}{L} \frac{2l}{L-1} \right) \frac{C_L^{2l} x^{2l} 2x^{-L/2}}{Z}, \tag{S12}
\end{aligned}$$

where the terms in brackets correspond to  $Q = 2$ ,  $Q = 0$  and  $Q = 1$ , respectively. Differentiating the binomial formula, we obtain

$$R_{\text{HB}} = \frac{x}{1+x^2} \frac{1-\xi^L}{1+\xi^L}, \tag{S13}$$

where  $\xi = (x-1)/(x+1) < 1$ . In the thermodynamic limit  $L \gg 1$ , the second factor in (S13) approaches unity, and comparing to (S9), we have

$$R_{\text{HB}} = \frac{1}{2} \frac{1-\varepsilon^2}{1+\varepsilon^2}, \tag{S14}$$

which is linear in  $\varepsilon$  for  $1+\varepsilon \ll 1$ .

## II. SIMULATION RESULTS FOR THE HEAT-BATH UPDATES IN 1D AND 2D

We simulate the Ising model, 3- and 4-state Potts models, and the classical XY model in one and two spatial dimensions. We use Metropolis and heat-bath updates (note that for the Ising model, the heat-bath process coincides with the Glauber dynamics [S4]). There are several ways of organizing the local updates. We take the simplest possible prescription: We select a spin  $S_i$  at random, and then draw a proposed value  $\tilde{S}_i$  for the update  $S_i \rightarrow \tilde{S}_i$  from a uniform discrete distribution of  $q$  values for the Potts model, and from a uniform distribution on  $[0, 2\pi)$  for the XY model.

Results of our simulations using the Metropolis prescription are given in the main text. Results for the heat-bath updates are qualitatively similar, and we present them for one spatial dimension in Fig. S1.

For two-dimensional models, results for the heat-bath updates are again qualitatively similar to those of the Metropolis updates, see Fig. S2.

Source code for our MC simulations and data analysis is available from Ref. [S5].

[S1] M. Suzuki, *Solution and Critical Behavior of Some "Three-Dimensional" Ising Models with a Four-Spin Interaction*, Phys. Rev. Lett. **28**, 507 (1972).

[S2] M. Mueller, D.A. Johnston, and W. Janke, *Exact so-*

*lutions to plaquette Ising models with free and periodic boundaries*, Nucl. Phys. B **914**, 388 (2017).

[S3] R.J. Baxter, *Exactly Solved Models in Statistical Mechanics* (Academic Press, New York, 1982), and references

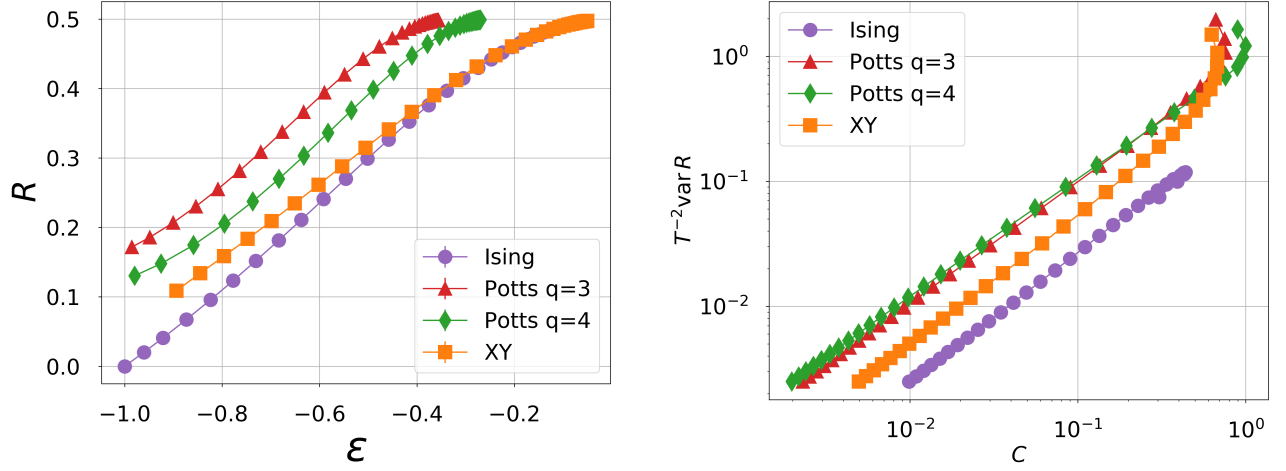


FIG. S1. Left panel: Average acceptance rates of the heat-bath updates versus energy for 1D models. Right panel: Variance of the acceptance rate versus heat capacity. Simulations were done for the Ising model (circles), the Potts model with  $q = 3$  (triangles) and  $q = 4$  (diamonds), and the XY model (squares). Symbols are simulation results with error bars, lines are to guide the eye. Simulations were done for  $L = 512$  spins with periodic boundary conditions. See main text for discussion.

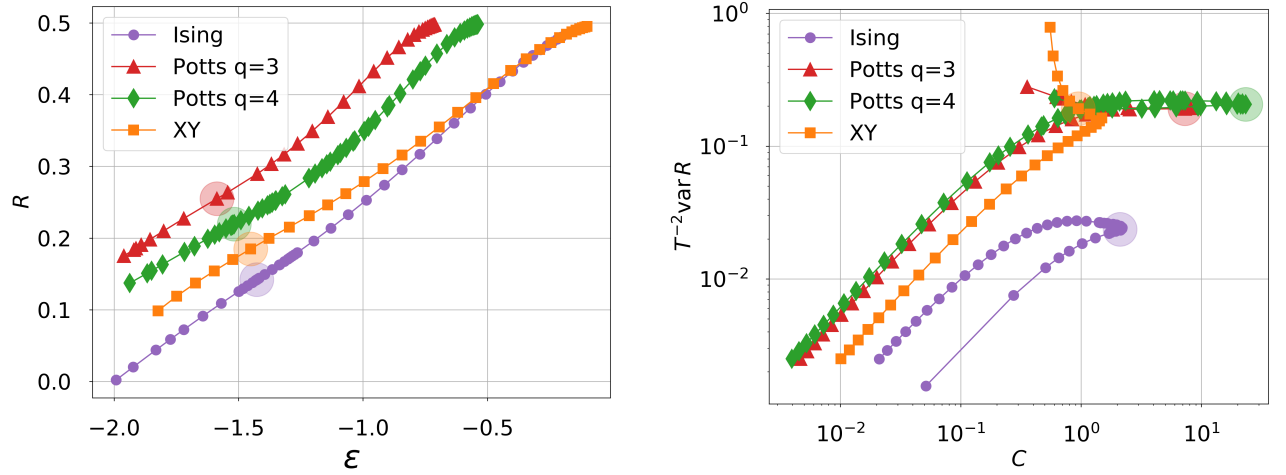


FIG. S2. Left panel: Average acceptance rates of the heat-bath updates versus energy for 2D models. Right panel: Variance of the acceptance rate versus heat capacity. Simulations were done for the Ising model (circles), the Potts model with  $q = 3$  (triangles) and  $q = 4$  (diamonds), and the XY model (squares). Symbols are simulation results with error bars, lines are to guide the eye. Semi-transparent disks indicate the critical region of the corresponding model. Simulations were done for  $64^2$  spins with periodic boundary conditions. In these simulations we use  $N_T = 10^5$  MC steps (MCS) for thermalization and  $N_A = 10^6$  MCS for averaging. See main text for discussion.

therein.

[S4] R.J. Glauber, *Time-dependent statistics of the Ising*

*model*, J. Math. Phys. **4**, 294 (1963).

[S5] [https://github.com/msguskova/acceptance\\_rate\\_mc](https://github.com/msguskova/acceptance_rate_mc)