

Evaporating primordial black holes as varying dark energy

Savvas Nesseris*

Instituto de Física Teórica UAM-CSIC, Universidad Autónoma de Madrid, Cantoblanco, 28049 Madrid, Spain

Domenico Sapone†

*Grupo de Cosmología y Astrofísica Teórica, Departamento de Física,
FCFM, Universidad de Chile, Blanco Encalada 2008, Santiago, Chile.*

Spyros Sypsas‡

Department of Physics, Faculty of Science, Chulalongkorn University, Phayathai Rd., Bangkok 10330, Thailand

(Dated: December 21, 2024)

If light enough primordial black holes account for dark matter, then its density decreases with time as they lose mass via Hawking radiation. We show that this time-dependence of the matter density can be formulated as an equivalent $w(z)$ dark energy model and we study its implications on the expansion history. Using our approach and comparing with the latest cosmological data, including the supernovae type Ia, Baryon Acoustic Oscillations, Cosmic Microwave Background and the Hubble expansion $H(z)$ data, we place observational constraints on the PBH model. We find that it is statistically consistent with Λ CDM according to the AIC statistical tool.

I. INTRODUCTION

The recent observation of gravitational wave emission from black hole inspirals [1] has revitalized the tantalizing idea that a fraction of our Universe’s dark matter (DM) budget could consist of primordial black holes (PBH) [2]. The unexpectedly large black hole merger rate [3] inferred from LIGO observations overlaps with various estimations derived from PBH dark matter models [4]. This view is reinforced by the fact that the progenitor black holes responsible for the emission of gravitational waves seem to be spinless [1], a property which is unlikely to be found in black holes of astrophysical origin, while natural for PBHs [5–7].

The PBH idea is reshaping our understanding of dark matter as the formation of PBHs shortly after the Big-Bang, during the radiation era, requires primordial curvature fluctuations with amplitudes large enough to induce the gravitational collapse of matter into black holes upon re-entering the horizon. A well-known mechanism leading to such an amplification is a period of ultra-slow-roll inflation [8, 9]. In addition, being sensitive to the tail distribution of primordial fluctuations [10], the PBH formation is intertwined with non-Gaussian initial conditions relating the dark matter density to the dynamics of the primordial Universe.

On the other hand, a tension has emerged between long [11] and short (local) [12] distance measurements of the Hubble constant, which has persisted up to now at a considerably high confidence level of 4.4σ [13], a possibility that, if confirmed, could open the way for new physics at cosmological, or possibly, even microphysical scales.

It is well known —see, e.g., [14] and references therein— that a way to reconcile local and cosmological measurements of H_0 is to consider a coupling between dark matter and dark radiation so that the former decays/annihilates to the latter. This process lowers the redshift of matter/radiation equality, thus amplifying the age of the Universe.

In this article, we offer a realization of this scenario due to the quantum effect of Hawking evaporation of primordial black holes. In such a case, the radiation, however, is not dark since it is composed of relativistic standard model particles and as such it is subjected to constraints. The photons and charged leptons emitted by sufficiently low mass BHs are constrained from γ - and cosmic-ray observations [15, 16], while neutrino emission has been studied in [17]. The lowest possible mass for which DM can be entirely due to PBHs is the so-called *asteroid* window $M_{\text{PBH}} \simeq 2 \times 10^{16}$ g [18], however, the consensus on the constraints is not fully settled [19].

In this paper we show that for a monochromatic PBH population around this mass range, the emitted particles behave as a dark energy fluid with a time dependent equation of state $w_{\text{DE}}(z)$. We take into account the whole expansion history from recombination to very low redshifts and show that, in this case, $w_{\text{DE}}(z)$ mildly crosses the phantom line $w_{\text{DE}}(z) = -1$. The effect is too small to have any significant impact on, e.g., the value of H_0 , however, we entertain the idea of having a very small fraction of very light PBHs, which produce just enough radiation to raise the Hubble constant, thus reducing the tension.

II. HUBBLE PARAMETER AND HORIZON AT DRAG EPOCH

In this Section we will examine the effect of the BH mass loss on the energy budget of the Universe. Page

*Electronic address: savvas.nesseris@csic.es

†Electronic address: domenico.sapone@uchile.cl

‡Electronic address: s.sypsas@gmail.com

in [20], showed how a BH emits mass as a function of cosmic time, which when written in terms of the scale factor reads

$$M'_{\text{PBH}}(a) = -\frac{\mathcal{C}}{a H(a) M_{\text{PBH}}(a)^2}, \quad (1)$$

where prime denotes the derivative with respect to the scale factor, $H(a)$ is the Hubble parameter and \mathcal{C} is a numerical constant with dimension $[M^3/t]^1$. Let us assume that some fraction f_{PBH} of DM is in the form of primordial black holes, so we set $\Omega_{\text{PBH}} = f_{\text{PBH}}\Omega_c$ at some initial time $a = a_{\text{in}}$. Hence, the PBH density will read

$$\Omega_{\text{PBH}}(a) = f_{\text{PBH}} \frac{\Omega_{c,0}}{a^3} \frac{M_{\text{PBH}}(a)}{M_{\text{in}}}, \quad (2)$$

where M_{in} is the initial mass of the black hole population.

Then we need to consider the loss in Ω_{PBH} and the simultaneous gain in Ω_x which will be our “dark” component. Clearly, an energy loss in the PBH section will imply a gain in the new dark radiation component, so this will translate to a system of coupled fluids. Following the approach in [22], the system of coupled matter and dark radiation fluid will be given by

$$\begin{aligned} \rho'_c + \frac{3}{a}\rho_c &= Q, \\ \rho'_x + \frac{3}{a}(1+w_x)\rho_x &= -Q, \end{aligned} \quad (3)$$

where the positive sign in the matter section refers to a loss in energy. The function Q appearing in the above equations is a coupling term that remains to be specified. Note that, the value of the equation of state parameter is for the moment left unspecified.

The dynamics of the primordial black hole density follows directly from inserting Eq. (2) into Eq. (1), to find

$$\Omega'_{\text{PBH}}(a) + \frac{3}{a}\Omega_{\text{PBH}}(a) = -\frac{\mathcal{C}/M_{\text{in}}^3}{a^{10}H} \frac{(f_{\text{PBH}}\Omega_{c,0})^3}{\Omega_{\text{PBH}}(a)}. \quad (4)$$

The dark radiation instead evolves as

$$\Omega'_x(a) + \frac{3(1+w_x)}{a}\Omega_x(a) = \frac{\mathcal{C}/M_{\text{in}}^3}{a^{10}H} \frac{(f_{\text{PBH}}\Omega_{c,0})^3}{\Omega_{\text{PBH}}(a)}. \quad (5)$$

This system of equations can be further simplified in order to drop the dependence a^{-10} , which might lead to instabilities at early times; by considering the normalized energy densities

$$\tilde{\Omega}_{\text{PBH}}(a) = \Omega_{\text{PBH}}(a) a^3, \quad (6)$$

$$\tilde{\Omega}_x(a) = \Omega_x(a) a^{3(1+w_x)}, \quad (7)$$

the final system reads

$$\tilde{\Omega}'_{\text{PBH}}(a) = -\frac{\alpha}{aH} \frac{(f_{\text{PBH}}\Omega_{c,0})^3}{\tilde{\Omega}_{\text{PBH}}(a)}, \quad (8)$$

$$\tilde{\Omega}'_x(a) = \frac{\alpha}{a^{1-3w_x}H} \frac{(f_{\text{PBH}}\Omega_{c,0})^3}{\tilde{\Omega}_{\text{PBH}}(a)}, \quad (9)$$

where we have set $\alpha = \mathcal{C}/M_{\text{in}}^3$.

We demand that at early times the Universe behave as in the Λ CDM cosmology, hence, the initial conditions for each species will be $\tilde{\Omega}_{\text{PBH}}(a_{\text{in}}) = f_{\text{PBH}}\Omega_{c,0}$ and $\tilde{\Omega}_x(a_{\text{in}}) = 0$. The problem here is the presence of the Hubble parameter in Eqs. (8) and (9), which is only defined implicitly at this time. To this end, we impose the Hubble parameter to be exactly the Λ CDM one, see the Appendix for more details. The final Hubble parameter will be

$$H(a)^2 = H_0^2 [\Omega_{r,0}a^{-4} + \Omega_{b_0}a^{-3} + (1 - f_{\text{PBH}})\Omega_{c_0}a^{-3} + \Omega_{\text{PBH}}(a) + \Omega_x(a) + \Omega_{\Lambda_0}] \quad (10)$$

where

$$\begin{aligned} \Omega_{r,0} &= \Omega_{\gamma,0} \left(1 + N_{\text{eff}} \cdot \frac{7}{8} \cdot \left(\frac{4}{11} \right)^{\frac{4}{3}} \right) \\ \Omega_{\Lambda_0} &= 1 - \Omega_{b_0} - (1 - f_{\text{PBH}})\Omega_{c_0} - \\ &\quad - \Omega_{r_0} - \Omega_{\text{PBH}}(a=1) - \Omega_x(a=1). \end{aligned}$$

A. Effective equation of state parameter

The PBH radiative mechanism can be also interpreted as an effective dark energy fluid. The emitted particles, even though relativistic, do not behave as radiation, since Ω_x does not scale as a^{-4} due to Eq. (1). For light PBHs, by solving the system of coupled fluids numerically, it can be shown that at late times the dark radiation component becomes comparable to the photon density having a subdominant effect on the dynamics which however exhibits a phantom behavior.

The Hubble parameter in a flat, dark energy dominated Universe, is given by

$$\frac{H^2(a)}{H_0^2} = \Omega_{r,0}a^{-4} + \Omega_{m_0}a^{-3} + \Omega_{\text{DE},0}e^{-3 \int_1^a \frac{1+w(y)}{y} dy},$$

where $\Omega_{m_0} = \Omega_{b_0} + \Omega_{c_0}$ and $\Omega_{\text{DE},0} = 1 - \Omega_{r,0} - \Omega_{m,0}$. Then the effective equation of state parameter can be expressed in terms of the Hubble parameter as

$$w_{\text{eff}}(a) = \frac{2aH(a)H'(a)/3 + 1/3H_0^2\Omega_{r,0}a^{-4} + H^2(a)}{H_0^2\Omega_{r,0}a^{-4} + H_0^2\Omega_{m,0}a^{-3} - H^2(a)}.$$

Using Eq. (10), we find

$$w_{\text{eff}}(a) = \frac{-w_x\Omega_x(a) + \Omega_{\Lambda_0}}{f_{\text{PBH}}\Omega_{c,0}a^{-3} - \Omega_{\text{PBH}}(a) - \Omega_x(a) - \Omega_{\Lambda_0}}. \quad (11)$$

¹ $\mathcal{C} \equiv 3\beta \frac{\hbar c^4}{G^2}$, where β is a numerical coefficient that takes into account the distribution of power in different species. For the mass range $5 \times 10^{14} \lesssim M/g \lesssim 10^{16}$, where emission occurs via neutrinos, electrons/positrons and photons it has the value $\beta = 4.427 \times 10^{-4}$ [21].

As previously stated, we demand the Universe to be Λ CDM at early times, hence $\Omega_x \rightarrow 0$ and $\Omega_{\text{PBH}} \rightarrow f_{\text{PBH}}\Omega_{c,0}a_{in}^{-3}$: this implies $w_{\text{eff}} \rightarrow -1$. At late times, $\Omega_x > 0$, as black holes are producing more relativistic matter by losing their masses, $\Omega_{\text{PBH}} < f_{\text{PBH}}\Omega_{c,0}$. If we rewrite Eq. (11) as

$$w_{\text{eff}}(1) = -1 + \frac{(f_{\text{PBH}}\Omega_{c,0} - \Omega_{\text{PBH}}(1)) - (w_x + 1)\Omega_x(1)}{f_{\text{PBH}}\Omega_{c,0} - \Omega_{\text{PBH}}(1) - \Omega_x(1) - \Omega_{\Lambda,0}}$$

we realize that the denominator is always negative because $\Omega_{\Lambda,0}$ is the largest component at late times; both terms in the numerator are positive, however the “dark” radiation is subdominant with respect to the PBH energy loss due to the $\approx a^{-4}$ scaling of the solution in the radiation sector. This guarantees the fraction to be always negative, implying an effective equation of state parameter always less than -1 .

However, the effective phantom behavior is very mild for the sensible value of the PBH masses; for instance, if we assume a mass of 10^{16}g , the effective equation of state parameter differs from -1 of about 0.001%. Only for very light primordial black holes, i.e. $M_{\text{PBH}} \sim 10^{15}\text{g}$, then $w_{\text{eff}}(1) = -1.01$.

III. COSMOLOGICAL CONSTRAINTS

A. Data

In this section, we will now present the parameter constraints from fitting our model to the latest cosmological data such as the supernovae type Ia (SnIa), Baryon Acoustic Oscillations (BAO), Cosmic Microwave Background (CMB) and the Hubble expansion $H(z)$ data. Specifically, we utilize the Pantheon Type Ia Supernovae (SnIa) compilation of Ref. [23], the BAO measurements from 6dFGS [24], SDSS [25], BOSS CMASS [26], WiggleZ [27], MGS [28], BOSS DR12 [29] and DES Y1 [30]. Finally, we also use the CMB shift parameters (R, l_a) that are based on the *Planck 2018* release [11].

Moreover, we also incorporate in our analysis the direct measurements of the Hubble expansion $H(z)$ data. These can be derived in two ways: via the differential age method or by the clustering of galaxies and quasars. The latter provides direct measurements of the Hubble parameter by measuring the BAO peak in the radial direction from the clustering of galaxies or quasars [31]. On the other hand, the former method determines the Hubble parameter via the redshift drift of distant objects over significant time periods, usually a decade or longer. This is possible as in GR the Hubble parameter can be expressed via of the rate of change of the redshift $H(z) = -\frac{1}{1+z} \frac{dz}{dt}$ [32]. Both of these methods then provide us with a compilation of 36 Hubble parameter $H(z)$ data points, which for completeness we present in Table I, along with their references.

B. CMB likelihood

Here we provide some more details about our CMB shift parameters likelihood, where we mostly follow Ref. [33]. Since we are interested in constraining the extra relativistic degrees of freedom, we rederive the shift parameters with N_{eff} as a free parameter. The shift parameters are given by

$$R \equiv \sqrt{\Omega_{m0}H_0^2} r(z_*)/c, \quad (12)$$

$$l_a \equiv \pi r(z_*)/r_s(z_*), \quad (13)$$

where the comoving sound horizon is defined as

$$r_s(z) = \int_0^a \frac{da'}{\sqrt{3(1 + R_b a')a'^4 E(a')^2}}.$$

Here, $E(a) = H(a)/H_0$ is the dimensionless Hubble parameter, $R_b = 3\rho_b/4\rho_r \cdot a^{-1}$ is the baryon-photon ratio and the comoving distance is

$$r(z) = \frac{c}{H_0} \int_0^z \frac{dz'}{E(z')}.$$

Then, we can use these definitions to obtain the new values for the set of shift parameters by using the MCMC Planck 18 chain², see [11] for details. To do this, we calculate the parameter vector $\mathbf{v}_{\text{CMB}} = (R, l_a, \Omega_{b0}h^2, N_{\text{eff}})$ for all points in the chain, which gives the mean values

$$\mathbf{v}_{\text{CMB},data} = \begin{pmatrix} 1.75478 \\ 302.347 \\ 0.0222369 \\ 2.92029 \end{pmatrix}. \quad (14)$$

The effective number of relativistic neutrinos N_{eff} should be modified according to the black hole emission of relativistic species, i.e. $N_{\text{eff}} = N_{\text{eff,SM}} + \Delta N_{\text{eff}}$. The total N_{eff} will be the sum of both contributions from the Standard Model particle, denoted by “SM” and the PBH one, given by ΔN_{eff} , which is directly connected to the $\Omega_x(a)$. However, our choice is more conservative and we decide to leave N_{eff} as a free parameter. Finally, the covariance matrix of these parameters is given by:

$$C_{ij} = 10^{-8} \times \begin{pmatrix} 7976.97 & 298535.0 & -137.736 & -75126.6 \\ 298535.0 & 2.11245 \cdot 10^7 & -1615.98 & 881421.0 \\ -137.736 & -1615.98 & 5.24732 & 3257.56 \\ -75126.6 & 881421.0 & 3257.56 & 3.7128 \cdot 10^6 \end{pmatrix}.$$

Combining all of the above, the CMB contribution to the χ^2 becomes

$$\chi_{\text{CMB}}^2 = \delta\mathbf{v} C_{\text{CMB},ij}^{-1} \delta\mathbf{v}, \quad (15)$$

² the chain used is:

“base_nnu_mnu_plikHM_TTTTEE_lowl_lowE_post_lensing”

TABLE I: The $H(z)$ data used in the current analysis (in units of $\text{km s}^{-1}\text{Mpc}^{-1}$). This compilation is partly based on those of Refs. [34] and [35].

z	$H(z)$	σ_H	Ref.	z	$H(z)$	σ_H	Ref.
0.07	69.0	19.6	[36]	0.48	97.0	62.0	[37]
0.09	69.0	12.0	[37]	0.57	96.8	3.4	[25]
0.12	68.6	26.2	[36]	0.593	104.0	13.0	[38]
0.17	83.0	8.0	[37]	0.60	87.9	6.1	[27]
0.179	75.0	4.0	[38]	0.68	92.0	8.0	[38]
0.199	75.0	5.0	[38]	0.73	97.3	7.0	[27]
0.2	72.9	29.6	[36]	0.781	105.0	12.0	[38]
0.27	77.0	14.0	[37]	0.875	125.0	17.0	[38]
0.28	88.8	36.6	[36]	0.88	90.0	40.0	[37]
0.35	82.7	8.4	[39]	0.9	117.0	23.0	[37]
0.352	83.0	14.0	[38]	1.037	154.0	20.0	[38]
0.3802	83.0	13.5	[34]	1.3	168.0	17.0	[37]
0.4	95.0	17.0	[37]	1.363	160.0	33.6	[40]
0.4004	77.0	10.2	[34]	1.43	177.0	18.0	[37]
0.4247	87.1	11.2	[34]	1.53	140.0	14.0	[37]
0.44	82.6	7.8	[27]	1.75	202.0	40.0	[37]
0.44497	92.8	12.9	[34]	1.965	186.5	50.4	[40]
0.4783	80.9	9.0	[34]	2.34	222.0	7.0	[41]

where the parameter vectors are given by

$$\delta\mathbf{v} = \mathbf{v}_{\text{CMB}} - \mathbf{v}_{\text{CMB,data}}. \quad (16)$$

C. Methodology

In order to use the aforementioned data we first need to estimate the background expansion history of the Universe by calculating the Hubble parameter. This can be achieved by solving Eq. (10) together with Eqs. (8) and (9).

From Eq. (10) we can easily calculate the necessary cosmological distances required by the data using the usual FRW definitions. Then, our total likelihood function L_{tot} can be given as the product of the separate likelihoods of the data (we assume they are statistically independent) as follows:

$$L_{\text{tot}} = L_{\text{SnIa}} \times L_{\text{BAO}} \times L_{H(z)} \times L_{\text{CMB}},$$

which is related to the total χ^2 via $\chi_{\text{tot}}^2 = -2 \log L_{\text{tot}}$ or

$$\chi_{\text{tot}}^2 = \chi_{\text{SnIa}}^2 + \chi_{\text{BAO}}^2 + \chi_{H(z)}^2 + \chi_{\text{CMB}}^2. \quad (17)$$

In order to study the statistical significance of our constraints we make use of the well known Akaike Information Criterion (AIC) [42]. Assuming Gaussian errors, the AIC parameter is given by

$$\text{AIC} = -2 \ln \mathcal{L}_{\text{max}} + 2k_p + \frac{2k_p(k_p + 1)}{N_{\text{dat}} - k_p - 1}, \quad (18)$$

where k_p and N_{dat} are the number of free parameters and the total number of data points respectively. In this analysis we have 1048 data points from the Pantheon set, 4 from the CMB shift parameters, 10 from the BAO measurements and finally 36 $H(z)$ points, for a total of $N_{\text{dat}} = 1098$.

The AIC can be interpreted similarly to the χ^2 , i.e. a smaller relative value signifies a better fit to the data. To apply the AIC to model selection we then take the pairwise difference between models $\Delta\text{AIC} = \text{AIC}_{\text{model}} - \text{AIC}_{\text{min}}$. This is usually interpreted via the Jeffreys' scale as follows: when $4 < \Delta\text{AIC} < 7$ this indicates positive evidence against the model with higher value of $\text{AIC}_{\text{model}}$, while in the case when $\Delta\text{AIC} \geq 10$ it can be interpreted as strong evidence. On the other hand, when $\Delta\text{AIC} \leq 2$, then this means that the two models are statistically equivalent. However, Ref. [43] has shown that the Jeffreys' scale can lead to misleading conclusions, thus it should always be interpreted carefully.

Then, our total χ^2 is given by Eq. (17) and the parameter vectors (assuming a spatially flat Universe) are given by: $p_{\Lambda\text{CDM}} = (h, N_{\text{eff}}, \Omega_{b,0}, \Omega_{c,0})$ for the ΛCDM ; and $p_{\text{PBH}} = (h, N_{\text{eff}}, \Omega_{b,0}, \Omega_{c,0}, \alpha, f_{\text{PBH}})$ for the PBH model. For the last two parameter, we will actually use the parameter $\log_{10} \alpha$ and $\log_{10} f_{\text{PBH}}$ in order to sample the parameter space much better, given that we expect to have small values of both parameters.

Using the aforementioned cosmological data and methodology, we can obtain the best-fit parameters and their uncertainties via the MCMC method based on a Metropolis-Hastings algorithm. The codes used in the analysis were written independently by two of the authors, in both Mathematica and Python 3.0.³ The priors we assumed for the parameters are given by $h \in [0.4, 1]$, $N_{\text{eff}} \in [1, 5]$, $\Omega_{b,0} \in [0.001, 0.1]$, $\Omega_{c,0} \in [0.1, 1]$, $\log_{10} \alpha \in [-20, 0]$, $\log_{10} f_{\text{PBH}} \in [-20, 0]$. We estimate $\sim 10^5$ MCMC points for each of the two models.

As a further step we decide to fix both $\log_{10} \alpha = -4$ to which corresponds a primordial black hole mass of $M = 9.79 \cdot 10^{15}\text{g}$, and $\log_{10} f_{\text{PBH}} = 0$ in order to have the largest contribution in the PBH scenario and study the contribution to the overall dynamics of the Universe.

D. Results

In Fig. 1 we show the 68.3%, 95.4% confidence contours, long with the 1D marginalized likelihoods for various parameter combinations, for all the six parameters entering in the PBH scenario, i.e. $p_{\text{PBH}} = (h, N_{\text{eff}}, \Omega_{b,0}, \Omega_{c,0}, \log_{10} \alpha, \log_{10} f_{\text{PBH}})$ and in Tab. II we report their best fit. We considered two separate cases,

³ The MCMC code for Mathematica used in the analysis is freely available at <http://members.ift.uam-csic.es/savvas.nesseris/>.

TABLE II: The best-fit parameters for the Λ CDM and the PBH models respectively.

	h	N_{eff}	$\Omega_{b,0}$	$\Omega_{c,0}$	$\log_{10} \alpha$	$\log_{10} f_{\text{PBH}}$
Λ CDM						
CMB	0.6536 ± 0.0189	2.9202 ± 0.2009	0.0520 ± 0.0026	0.2801 ± 0.0157	–	–
CMB+loc	0.6697 ± 0.0087	2.9749 ± 0.1400	0.0499 ± 0.0011	0.2642 ± 0.0058	–	–
PBH fixing $\log_{10} \alpha$ and $\log_{10} f_{\text{PBH}}$						
CMB	0.6535 ± 0.0173	2.9117 ± 0.1706	0.0521 ± 0.0024	0.2796 ± 0.0156	–	–
CMB+loc	0.6703 ± 0.0086	2.9771 ± 0.1433	0.0499 ± 0.0011	0.2637 ± 0.0057	–	–
PBH						
CMB	0.6537 ± 0.0192	2.9221 ± 0.1452	0.0520 ± 0.0022	0.2802 ± 0.0139	-10.1349 ± 5.6832	0.0571 ± 5.8963
CMB+loc	0.6709 ± 0.0176	2.9980 ± 0.1445	0.0498 ± 0.0018	0.2640 ± 0.0104	-0.1933 ± 5.8146	-12.1575 ± 5.9284

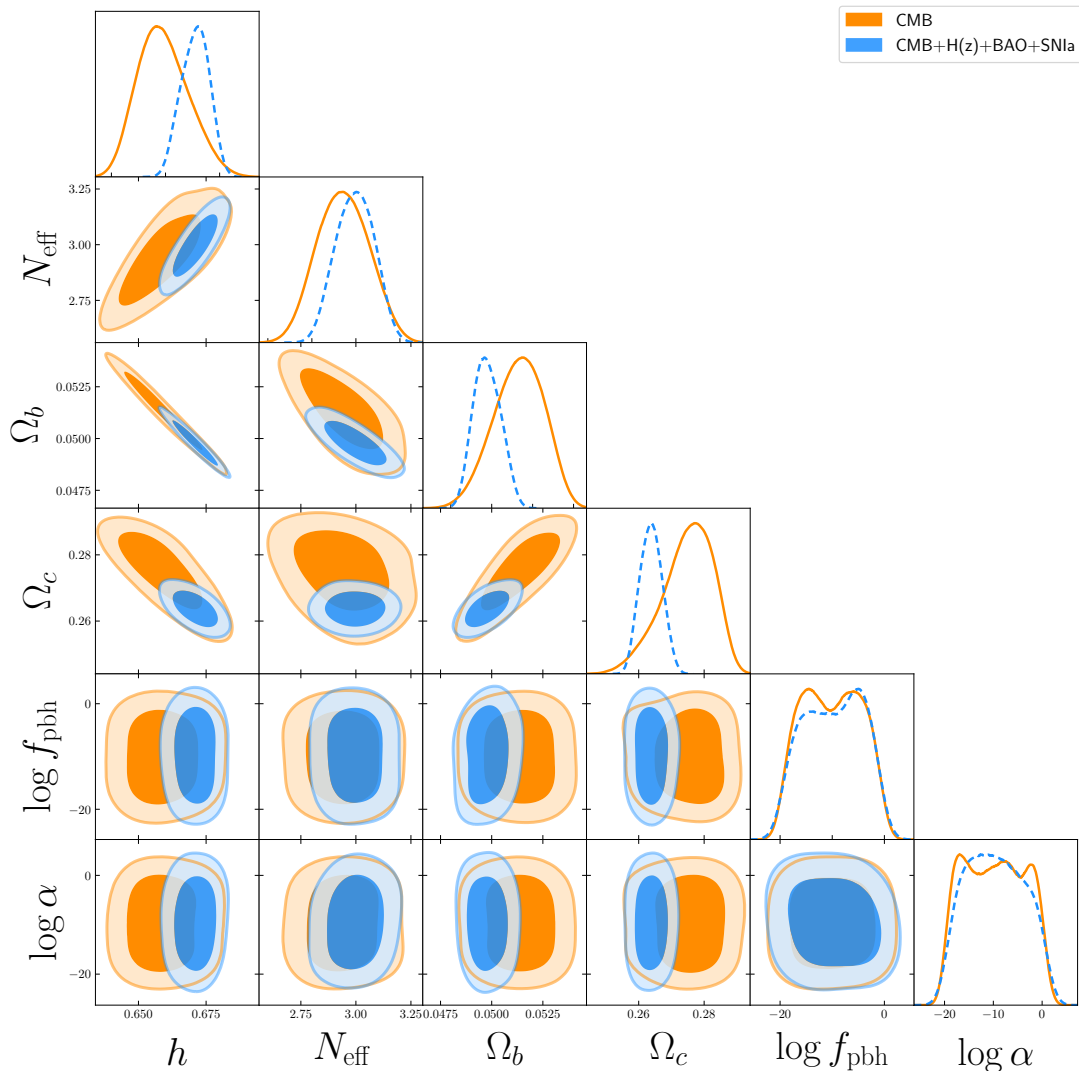


FIG. 1: The 68.3% and 95.4% confidence contours and the 1D marginalized likelihoods or various parameter combinations for the PBH model.

first using only the CMB data and then using all the data together. The data used are clearly insensitive to the PBH parameters, as the full marginalized errors span over the whole range of the values allowed in the analysis.

The reasons are two: 1) the CMB shift parameters have been evaluated using only the TT modes of the CMB which is particular insensitive to the PBH physics as also evidenced by [44]; 2) the effective dark energy equation

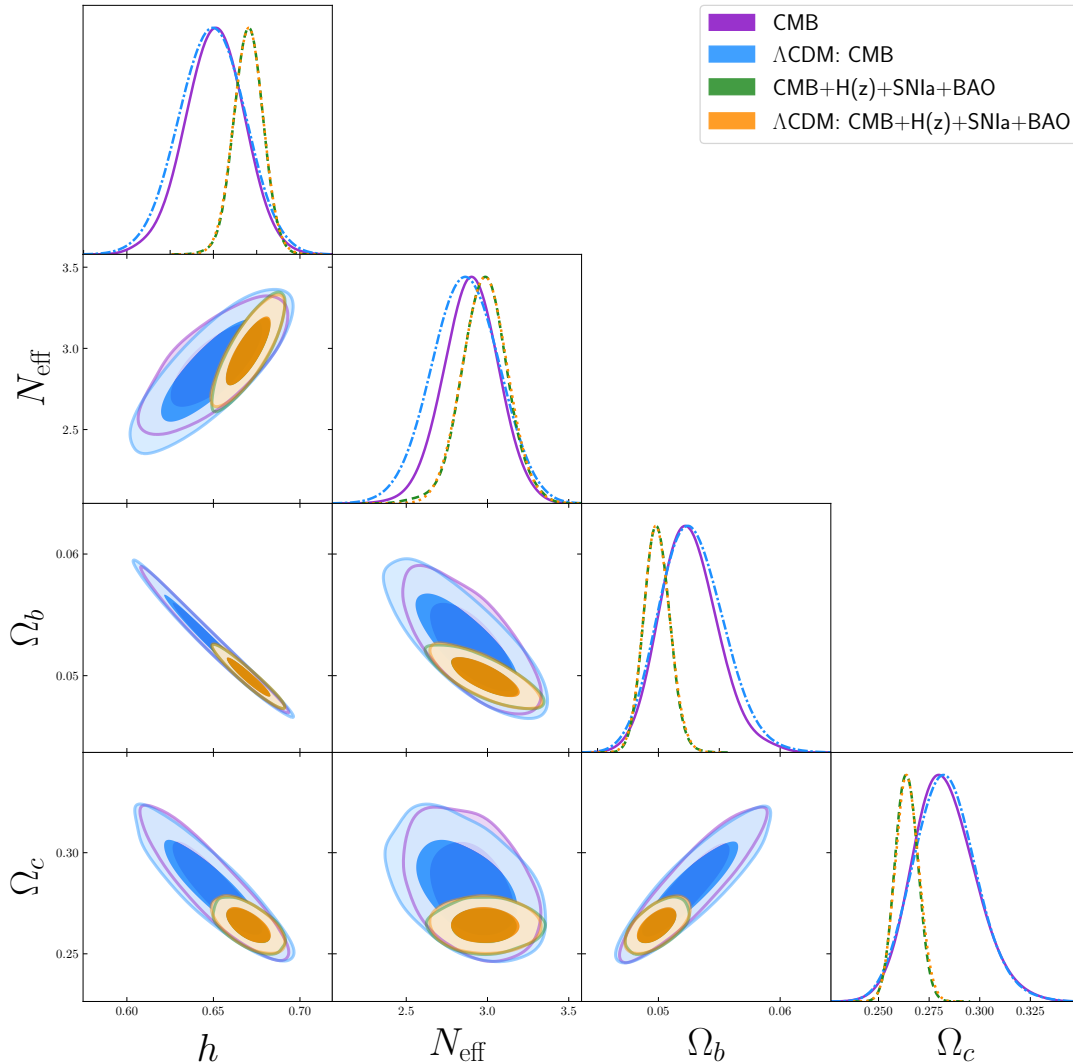


FIG. 2: The 68.3% and 95.4% confidence contours and the 1D marginalized likelihoods or various parameter combinations for the PBH model.

TABLE III: The χ^2 and AIC parameters for the Λ CDM and the PBH models respectively.

Model	χ^2	AIC	Δ AIC
CMB only			
Λ CDM	0.02	-5.9322	0
PBH	0.01	-5.9322	0
PBH full	0.003	-4.6504	1.2818
CMB+ $H(z)$ +SNIa+BAO			
Λ CDM	1079.60	-24.2354	1.9437
PBH	1079.59	-22.2917	0
PBH full	1079.63	-29.9687	7.677

of state Eq. (11) manifests a very mild phantom behavior at late time, making it practically undistinguishable to $w = -1$.

In Fig. 2 we show the 68.3% and 95.4% confidence contours for the Λ CDM and the PBH models, respectively, along with the 1D marginalized likelihoods for various parameter combinations. The PBH results have been obtained by fixing $\log_{10} \alpha = -4$ and $\log_{10} f_{\text{PBH}} = 0$. In Tab. II are reported the corresponding best fit. Also in this analysis we considered two different cases, CMB data alone and all the data together. In this analysis we wanted to have the largest contribution possible from the PBH but still within the allowed regions reported in [44]. In this case, we do not see any appreciable difference on the best fit of the parameters. Both models, i.e. Λ CDM and PBH give very similar results, implying that the contribution of energy budget from PBH does not affect the expansion of the Universe. We want to highlight that we did not expect any change on the best fit of the parameters from CMB data alone, because the initial conditions of our dynamical equations were set to

be exactly Λ CDM.

In Table III we show the values for the χ^2 and AIC parameters for the Λ CDM and the PBH models respectively. As mentioned, we considered two separate cases: CMB data alone, and all the data together. In the first case, by inspecting Tables II and III, we find that as the difference in the AIC parameters is roughly 0 and $\lesssim 1.3$ for the PBH and full PBH models with respect to the Λ CDM model, then they all are in good agreement with each other. When we use all the data, we find that the statistical difference rises to ~ 2 and ~ 7 for the PBH and full PBH models, thus placing some strain on the full PBH case with respect to the Λ CDM model.

E. Speculative venues

Let us now ask the question of what would be the effect of a very light PBH fraction on the expansion history. For masses below around 10^{14} g such a population would not serve as DM since it would have completely evaporated by now. However, for such ultra-light BHs the radiation injection would be enough to produce a change on the N_{eff} . For a fraction of $f_{\text{PBH}} = 10^{-10}$, a mass of $M_{\text{PBH}} = 10^6$ g could achieve this; in fact we can have an increase of ΔN_{eff} of about 0.35. Such ultra-light BHs have no impact on the CMB anisotropies [44], neither do they affect CMB spectral distortions [45]. It would be interesting to investigate if there are mechanisms that produce such ultra-light PBHs on top of the DM candidate population, since that could be relevant to the recent H_0 tension. In Fig. 3, we show the confidence regions for $h - \Omega_{c,0}$ using CMB data only. For such ultra-light PBH, there is a substantial shift on H_0 up to 70.38, reducing the tension with local measurements. The best fit parameters with their 1σ errors are:

$$\begin{aligned} h &= 0.7038 \pm 0.0130, \\ \Omega_{b,0} &= 0.0449 \pm 0.0014, \\ \Omega_{c,0} &= 0.2429 \pm 0.0138. \end{aligned}$$

The minimum χ^2 is 0.0291 and the AIC criterium gives -10.9256 . Compared with Tab. III we find a difference on ΔAIC of about 5 which indicated a positive evidence in favor of Λ CDM.

However, it is interesting to notice that, even though there is a shift on the values of the parameters, their products give a result very close to the Planck best fit within the 1σ errors, [11]: $\Omega_{c,0}h^2 = 0.12032$ and $\Omega_{b,0}h^2 = 0.02224$.

IV. CONCLUSIONS

Primordial Black holes present a paradigm shift in our understanding of the nature of Dark Matter. In this paper we presented a novel scenario where due the quantum

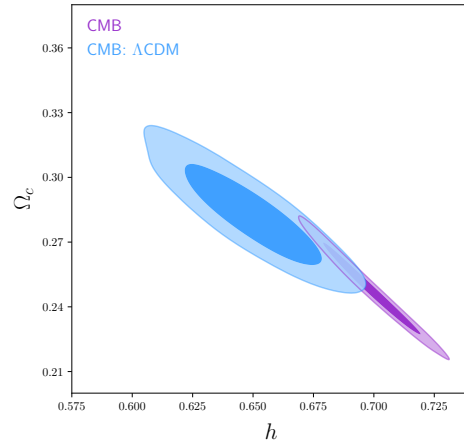


FIG. 3: The 68.3% and 95.4% confidence contours for $h - \Omega_{c,0}$ only for ultra light PBH and the Λ CDM model for comparison.

effects of Hawking evaporation of PBH, the late time dynamics of the expansion of the Universe are affected via this new radiation component. The method consists on coupling together the BH mass to the new radiation component, assuring that the energy loss by the black holes are transferred to radiation.

The idea was to understand and test how the cosmological dynamics were affected by the presence of PBH; focusing on the H_0 problem. Our analysis showed that, even if there is a constant pumping of energy into the radiation sector which affects the effective number of relativistic species and hence enhancing its value, it is not able to reconciliation the long/short H_0 discrepancy at 2σ . TT modes from CMB data still prefer a value of N_{eff} close to the Λ CDM value, depriving the effective number of relativistic species to increase and hence to modify the H_0 value.

Furthermore, we found that the PBH decay mechanism can be formulated as an effective dark energy fluid, and hence it can be interpreted as a late time effect. The physics behind is that the emitted particles do not behave as radiation even though they are relativistic, since Ω_x does not scale exactly as a^{-4} due to Eq. (1). By solving the system of coupled fluids numerically, it can be shown that at late times the dark radiation component shows a phantom behavior, being too mild, though, in order to differ appreciably from the cosmological constant. However, this formulation allows us to consider the effect of a fraction of matter in tiny PBHs whose complete decay could produce a sufficiently phantom equation of state thus raising the CMB induced current Hubble rate.

Finally, by using our approach and comparing with the latest cosmological data, including the SnIa, BAO, CMB and the $H(z)$ data, we placed observational constraints on the PBH model. We find that the PBH model is statistically consistent with Λ CDM according to the AIC statistical tool.

Acknowledgements

The authors would like to thank Malcolm Fairbairn and Gonzalo Palma for fruitful discussions and comments. S.N. acknowledges support from the Research Project FPA2015-68048-03-3P [MINECO-FEDER], PGC2018-094773-B-C32 and the Centro de Excelencia Severo Ochoa Program SEV-2016-0597, use of the Hydra cluster at the IFT and support from the Ramón y Cajal program through Grant No. RYC-2014-15843. SS is supported by the CUniverse research promotion project (CUAASC) at Chulalongkorn University.

Appendix A: Differential equations

In this section we report the details of the analysis performed. The system of differential equations used is

$$\begin{aligned}\tilde{\Omega}'_{\text{PBH}}(a) &= -\frac{\alpha}{aH} \frac{(f_{\text{PBH}}\Omega_{c,0})^3}{\tilde{\Omega}_{\text{PBH}}(a)}, \\ \tilde{\Omega}'_{\text{x}}(a) &= \frac{\alpha}{a^{1-3w_{\text{x}}}H} \frac{(f_{\text{PBH}}\Omega_{c,0})^3}{\tilde{\Omega}_{\text{PBH}}(a)},\end{aligned}$$

where we have set $\alpha = \mathcal{C}/M_{\text{in}}^3$. The Hubble parameter for solving the above system should have the expression of

Eq. (10). However, the former contains the cosmological term $\Omega_{\Lambda,0}$ which has to be treated as dependent parameter in order to keep the unitary of the Hubble parameter at $z = 0$, i.e. $H(z)/H_0 = 1$. Consequently, we need to impose

$$\begin{aligned}\Omega_{\Lambda_0} &= 1 - \Omega_{b_0} - (1 - f_{\text{PBH}})\Omega_{c_0} - \Omega_{r_0} \\ &\quad - \Omega_{\text{PBH}}(a=1) + \Omega_{\text{x}}(a=1).\end{aligned}$$

Clearly the above expression cannot be used to solve the differential equations for $\tilde{\Omega}_{\text{PBH}}$ and $\tilde{\Omega}_{\text{x}}$, as it would require a value of the energy densities at the $a = 1$. To overcome this difficulty, we adopt the following strategy: we defined an internal Hubble parameter of the form of Eq. (10) where $\Omega_{\Lambda_0} = 1 - \Omega_{b_0} - \Omega_{c_0} - \Omega_{r_0}$. This approximation is sufficient for our analysis especially for the range of allowed PBH masses; in fact for a mass of 10^{16}g it would require $\approx 10^{15}$ years to the black hole to completely evaporate.

Furthermore, the analysis has been also tested with a brute method, i.e. forcing the system to give the appropriate Ω_{Λ_0} in order to keep the normalized Hubble parameter equal to 1. We did not see any change on the final results and we adopted the strategy mentioned above for the MCMC analysis.

-
- [1] **Virgo, LIGO Scientific** Collaboration, B. P. Abbott *et al.*, “Observation of Gravitational Waves from a Binary Black Hole Merger,” *Phys. Rev. Lett.* **116** no. 6, (2016) 061102, arXiv:1602.03837 [gr-qc].
- [2] S. Hawking, “Gravitationally collapsed objects of very low mass,” *Mon. Not. Roy. Astron. Soc.* **152** (1971) 75.
- [3] **Virgo, LIGO Scientific** Collaboration, B. P. Abbott *et al.*, “The Rate of Binary Black Hole Mergers Inferred from Advanced LIGO Observations Surrounding GW150914,” *Astrophys. J.* **833** no. 1, (2016) L1, arXiv:1602.03842 [astro-ph.HE].
- [4] S. Bird, I. Cholis, J. B. Muoz, Y. Ali-Hamoud, M. Kamionkowski, E. D. Kovetz, A. Raccanelli, and A. G. Riess, “Did LIGO detect dark matter?,” *Phys. Rev. Lett.* **116** no. 20, (2016) 201301, arXiv:1603.00464 [astro-ph.CO].
- [5] J. Garcia-Bellido, “Massive Primordial Black Holes as Dark Matter and their detection with Gravitational Waves,” *J. Phys. Conf. Ser.* **840** no. 1, (2017) 012032, arXiv:1702.08275 [astro-ph.CO].
- [6] S. Clesse and J. Garcia-Bellido, “Seven Hints for Primordial Black Hole Dark Matter,” *Phys. Dark Univ.* **22** (2018) 137–146, arXiv:1711.10458 [astro-ph.CO].
- [7] M. Mirbabayi, A. Gruzinov, and J. Norena, “Spin of Primordial Black Holes,” arXiv:1901.05963 [astro-ph.CO].
- [8] J. Garcia-Bellido and E. Ruiz Morales, “Primordial black holes from single field models of inflation,” *Phys. Dark Univ.* **18** (2017) 47–54, arXiv:1702.03901 [astro-ph.CO].
- [9] C. Germani and T. Prokopec, “On primordial black holes from an inflection point,” *Phys. Dark Univ.* **18** (2017) 6–10, arXiv:1706.04226 [astro-ph.CO].
- [10] G. Panagopoulos and E. Silverstein, “Primordial Black Holes from non-Gaussian tails,” arXiv:1906.02827 [hep-th].
- [11] **Planck** Collaboration, N. Aghanim *et al.*, “Planck 2018 results. VI. Cosmological parameters,” arXiv:1807.06209 [astro-ph.CO].
- [12] A. G. Riess *et al.*, “Milky Way Cepheid Standards for Measuring Cosmic Distances and Application to Gaia DR2: Implications for the Hubble Constant,” *Astrophys. J.* **861** no. 2, (2018) 126, arXiv:1804.10655 [astro-ph.CO].
- [13] A. G. Riess, S. Casertano, W. Yuan, L. M. Macri, and D. Scolnic, “Large Magellanic Cloud Cepheid Standards Provide a 1% Foundation for the Determination of the Hubble Constant and Stronger Evidence for Physics Beyond LambdaCDM,” arXiv:1903.07603 [astro-ph.CO].
- [14] J. L. Bernal, L. Verde, and A. G. Riess, “The trouble with H_0 ,” *JCAP* **1610** no. 10, (2016) 019, arXiv:1607.05617 [astro-ph.CO].
- [15] B. J. Carr, K. Kohri, Y. Sendouda, and J. Yokoyama, “Constraints on primordial black holes from the Galactic gamma-ray background,” *Phys. Rev. D* **94** no. 4, (2016) 044029, arXiv:1604.05349 [astro-ph.CO].
- [16] M. Boudaud and M. Cirelli, “Voyager 1 e^\pm Further Constrain Primordial Black Holes as Dark Matter,”

- Phys. Rev. Lett.* **122** no. 4, (2019) 041104, arXiv:1807.03075 [astro-ph.HE].
- [17] E. Bugaev and P. Klimai, “Constraints on amplitudes of curvature perturbations from primordial black holes,” *Phys. Rev.* **D79** (2009) 103511, arXiv:0812.4247 [astro-ph].
- [18] B. Carr, M. Raidal, T. Tenkanen, V. Vaskonen, and H. Veerme, “Primordial black hole constraints for extended mass functions,” *Phys. Rev.* **D96** no. 2, (2017) 023514, arXiv:1705.05567 [astro-ph.CO].
- [19] B. Carr, “Primordial black holes as dark matter and generators of cosmic structure,” in *Symposium on Illuminating Dark Matter Kruen, Germany, May 13-19, 2018*. 2019. arXiv:1901.07803 [astro-ph.CO].
- [20] D. N. Page, “Particle Emission Rates from a Black Hole: Massless Particles from an Uncharged, Nonrotating Hole,” *Phys. Rev.* **D13** (1976) 198–206.
- [21] D. N. Page, “COMMENT ON ‘ENTROPY EVAPORATED BY A BLACK HOLE’,” *Phys. Rev. Lett.* **50** (1983) 1013.
- [22] E. Majerotto, D. Sapone, and L. Amendola, “Supernovae Type Ia data favour negatively coupled phantom energy,” *Submitted to: Phys. Rev. D* (2004) , arXiv:astro-ph/0410543 [astro-ph].
- [23] D. M. Scolnic *et al.*, “The Complete Light-curve Sample of Spectroscopically Confirmed SNe Ia from Pan-STARRS1 and Cosmological Constraints from the Combined Pantheon Sample,” *Astrophys. J.* **859** no. 2, (2018) 101, arXiv:1710.00845 [astro-ph.CO].
- [24] F. Beutler, C. Blake, M. Colless, D. H. Jones, L. Staveley-Smith, L. Campbell, Q. Parker, W. Saunders, and F. Watson, “The 6dF Galaxy Survey: Baryon Acoustic Oscillations and the Local Hubble Constant,” *Mon. Not. Roy. Astron. Soc.* **416** (2011) 3017–3032, arXiv:1106.3366 [astro-ph.CO].
- [25] **BOSS** Collaboration, L. Anderson *et al.*, “The clustering of galaxies in the SDSS-III Baryon Oscillation Spectroscopic Survey: baryon acoustic oscillations in the Data Releases 10 and 11 Galaxy samples,” *Mon. Not. Roy. Astron. Soc.* **441** no. 1, (2014) 24–62, arXiv:1312.4877 [astro-ph.CO].
- [26] X. Xu, N. Padmanabhan, D. J. Eisenstein, K. T. Mehta, and A. J. Cuesta, “A 2% Distance to $z=0.35$ by Reconstructing Baryon Acoustic Oscillations - II: Fitting Techniques,” *Mon. Not. Roy. Astron. Soc.* **427** (2012) 2146, arXiv:1202.0091 [astro-ph.CO].
- [27] C. Blake *et al.*, “The WiggleZ Dark Energy Survey: Joint measurements of the expansion and growth history at $z \lesssim 1$,” *Mon. Not. Roy. Astron. Soc.* **425** (2012) 405–414, arXiv:1204.3674 [astro-ph.CO].
- [28] A. J. Ross, L. Samushia, C. Howlett, W. J. Percival, A. Burden, and M. Manera, “The clustering of the SDSS DR7 main Galaxy sample I. A 4 per cent distance measure at $z = 0.15$,” *Mon. Not. Roy. Astron. Soc.* **449** no. 1, (2015) 835–847, arXiv:1409.3242 [astro-ph.CO].
- [29] H. Gil-Marn *et al.*, “The clustering of galaxies in the SDSS-III Baryon Oscillation Spectroscopic Survey: BAO measurement from the LOS-dependent power spectrum of DR12 BOSS galaxies,” *Mon. Not. Roy. Astron. Soc.* **460** no. 4, (2016) 4210–4219, arXiv:1509.06373 [astro-ph.CO].
- [30] **DES** Collaboration, T. M. C. Abbott *et al.*, “Dark Energy Survey Year 1 Results: Measurement of the Baryon Acoustic Oscillation scale in the distribution of galaxies to redshift 1,” *Mon. Not. Roy. Astron. Soc.* **483** no. 4, (2019) 4866–4883, arXiv:1712.06209 [astro-ph.CO].
- [31] E. Gaztanaga, A. Cabre, and L. Hui, “Clustering of Luminous Red Galaxies IV: Baryon Acoustic Peak in the Line-of-Sight Direction and a Direct Measurement of $H(z)$,” *Mon. Not. Roy. Astron. Soc.* **399** (2009) 1663–1680, arXiv:0807.3551 [astro-ph].
- [32] R. Jimenez and A. Loeb, “Constraining cosmological parameters based on relative galaxy ages,” *Astrophys. J.* **573** (2002) 37–42, arXiv:astro-ph/0106145 [astro-ph].
- [33] Z. Zhai and Y. Wang, “Robust and model-independent cosmological constraints from distance measurements,” arXiv:1811.07425 [astro-ph.CO].
- [34] M. Moresco, L. Pozzetti, A. Cimatti, R. Jimenez, C. Maraston, L. Verde, D. Thomas, A. Citro, R. Tojeiro, and D. Wilkinson, “A 6% measurement of the Hubble parameter at $z \sim 0.45$: direct evidence of the epoch of cosmic re-acceleration,” *JCAP* **1605** no. 05, (2016) 014, arXiv:1601.01701 [astro-ph.CO].
- [35] R.-Y. Guo and X. Zhang, “Constraining dark energy with Hubble parameter measurements: an analysis including future redshift-drift observations,” *Eur. Phys. J.* **C76** no. 3, (2016) 163, arXiv:1512.07703 [astro-ph.CO].
- [36] C. Zhang, H. Zhang, S. Yuan, T.-J. Zhang, and Y.-C. Sun, “Four new observational $H(z)$ data from luminous red galaxies in the Sloan Digital Sky Survey data release seven,” *Res. Astron. Astrophys.* **14** no. 10, (2014) 1221–1233, arXiv:1207.4541 [astro-ph.CO].
- [37] D. Stern, R. Jimenez, L. Verde, M. Kamionkowski, and S. A. Stanford, “Cosmic Chronometers: Constraining the Equation of State of Dark Energy. I: $H(z)$ Measurements,” *JCAP* **1002** (2010) 008, arXiv:0907.3149 [astro-ph.CO].
- [38] M. Moresco *et al.*, “Improved constraints on the expansion rate of the Universe up to z 1.1 from the spectroscopic evolution of cosmic chronometers,” *JCAP* **1208** (2012) 006, arXiv:1201.3609 [astro-ph.CO].
- [39] C.-H. Chuang and Y. Wang, “Modeling the Anisotropic Two-Point Galaxy Correlation Function on Small Scales and Improved Measurements of $H(z)$, $D_A(z)$, and $\beta(z)$ from the Sloan Digital Sky Survey DR7 Luminous Red Galaxies,” *Mon. Not. Roy. Astron. Soc.* **435** (2013) 255–262, arXiv:1209.0210 [astro-ph.CO].
- [40] M. Moresco, “Raising the bar: new constraints on the Hubble parameter with cosmic chronometers at $z \lesssim 2$,” *Mon. Not. Roy. Astron. Soc.* **450** no. 1, (2015) L16–L20, arXiv:1503.01116 [astro-ph.CO].
- [41] **BOSS** Collaboration, T. Delubac *et al.*, “Baryon acoustic oscillations in the Lya forest of BOSS DR11 quasars,” *Astron. Astrophys.* **574** (2015) A59, arXiv:1404.1801 [astro-ph.CO].
- [42] H. Akaike, “A new look at the statistical model identification,” *IEEE Transactions on Automatic Control* **19** no. 6, (Dec, 1974) 716–723. <https://doi.org/10.1109/tac.1974.1100705>.
- [43] S. Nesseris and J. Garcia-Bellido, “Is the Jeffreys’ scale a reliable tool for Bayesian model comparison in cosmology?,” *JCAP* **1308** (2013) 036, arXiv:1210.7652 [astro-ph.CO].
- [44] P. Stocker, M. Kramer, J. Lesgourgues, and V. Poulin,

“Exotic energy injection with ExoCLASS: Application to the Higgs portal model and evaporating black holes,” *JCAP* **1803** no. 03, (2018) 018, arXiv:1801.01871 [astro-ph.CO].

[45] V. Poulin, J. Lesgourgues, and P. D. Serpico,

“Cosmological constraints on exotic injection of electromagnetic energy,” *JCAP* **1703** no. 03, (2017) 043, arXiv:1610.10051 [astro-ph.CO].