

SPIRAL-WAVE WIND FOR THE BLUE KILONOVA

VSEVOLOD NEDORA¹, SEBASTIANO BERNUZZI¹, DAVID RADICE^{2,3,4}, ALBINO PEREGO^{5,6}, ANDREA ENDRIZZI¹, NÉSTOR ORTIZ^{1,7}

Draft version December 10, 2019

ABSTRACT

The AT2017gfo kilonova counterpart of the binary neutron star merger event GW170817 was characterized by an early-time bright peak in optical and UV bands. Such blue kilonova is commonly interpreted as a signature of weak r -process nucleosynthesis in a fast expanding wind whose origin is currently debated. Numerical-relativity simulations with microphysical equations of state, approximate neutrino transport, and turbulent viscosity reveal a new hydrodynamics-driven mechanism that can power the blue kilonova. Spiral density waves in the remnant generate a characteristic wind of mass $\sim 10^{-2} M_{\odot}$ and velocity $\sim 0.2c$. The ejected material has electron fraction mostly distributed above 0.25 being partially reprocessed by hydrodynamic shocks in the expanding arms. The combination of dynamical ejecta and spiral-wave wind can account for solar system abundances of r -process elements and early-time observed light curves.

1. INTRODUCTION

The observation of the kilonova (kN) AT2017gfo (Coulter *et al.* 2017; Chornock *et al.* 2017; Nicholl *et al.* 2017; Cowperthwaite *et al.* 2017; Tanvir *et al.* 2017; Tanaka *et al.* 2017) associated to the binary neutron star (BNS) merger GW170817 (Abbott *et al.* 2017) provided evidence that the ejection of neutron-rich matter from compact binary mergers is a primary site for r -process nucleosynthesis (Lattimer and Schramm 1974; Li and Paczynski 1998; Kulkarni 2005; Rosswog 2005; Metzger *et al.* 2010; Roberts *et al.* 2011; Kasen *et al.* 2013). In this scenario, the electromagnetic UV/optical/NIR transient is powered by the radioactive decay of the freshly synthesized elements. The NIR luminosity of AT2017gfo peaked at several days after the merger (Chornock *et al.* 2017), and it is consistent with expectations that the opacities of expanding r -process material are dominated by the opacities of lanthanides and possibly actinides (Kasen *et al.* 2013). The UV/optical luminosity peaked instead in less than one day after the merger (Nicholl *et al.* 2017), and it originates from ejected material that experienced only a partial r -process nucleosynthesis (Martin *et al.* 2015). A fit of AT2017gfo light curves to a semianalytical two-components spherical model indicates a lanthanide poor (rich) blue (red) component of mass $2.5 \times 10^{-2} M_{\odot}$ ($5.0 \times 10^{-2} M_{\odot}$) and velocity $0.27c$ ($0.15c$) (Cowperthwaite *et al.* 2017; Villar *et al.* 2017) (See however (Waxman *et al.* 2018) for an alternative

interpretation.) Similar results are obtained using more sophisticated 1D simulations of radiation transport along spherical shells of mass ejecta (Tanvir *et al.* 2017; Tanaka *et al.* 2017).

Numerical relativity (NR) simulations produce dynamical ejecta of a few times $10^{-3} M_{\odot}$ with velocities distributed around $\sim 0.1-0.3c$ (Hotokezaka *et al.* 2013; Bauswein *et al.* 2013; Radice *et al.* 2018a). Dynamical ejecta are characterized by a range of electron fractions $0.05 \lesssim Y_e \lesssim 0.4$; with larger values distributed towards polar regions above the remnant (as part of the shocked component) and lower values across the equatorial plane. These properties are largely independent of the NS equation of state (EOS) (Sekiguchi *et al.* 2015; Radice *et al.* 2018a). Additional ejecta from the disk are expected on longer timescales (Perego *et al.* 2014; Just *et al.* 2015; Kasen *et al.* 2015; Metzger and Fernández 2014; Wu *et al.* 2016; Siegel and Metzger 2017; Fujibayashi *et al.* 2018; Miller *et al.* 2019); disk mass and composition depend on the binary mass and EOS (Radice *et al.* 2018b; Perego *et al.* 2019). Neutrino irradiation can unbind $\sim 5\%$ of the disk mass with $Y_e > 0.25$ and velocities $\lesssim 0.08c$ from the polar region (Perego *et al.* 2014; Martin *et al.* 2015). A significant fraction of the disk mass, up to 40%, can be ejected on time scales $\gtrsim 100$ ms due to magnetic-field induced viscosity and/or nuclear recombination, (Dessart *et al.* 2009; Fernández *et al.* 2015; Wu *et al.* 2016; Lipunov *et al.* 2017; Siegel and Metzger 2017; Fujibayashi *et al.* 2018; Radice *et al.* 2018c; Fernández *et al.* 2019; Miller *et al.* 2019). These secular ejecta are expected to have velocities $\lesssim 0.05-0.1c$ and electron fraction in the broad range $0.1 \lesssim Y_e \lesssim 0.5$, where lower (higher) values are found for black-hole (long-lived NS) remnant. If present, the secular ejecta might give the dominant contribution to the kN on timescales of days to months (Fahlman and Fernández 2018).

KN light curve models need to account for multiple ejecta (dynamical, wind, viscous, etc.), for the anisotropy of the ejecta composition, and for the irradiation among the ejecta components to fully explain AT2017gfo. Indeed, outflow properties inferred for AT2017gfo using multi-components and 2D kN models including these ef-

¹Theoretisch-Physikalisches Institut, Friedrich-Schiller-Universität Jena, 07743, Jena, Germany

²Institute for Advanced Study, 1 Einstein Drive, Princeton, NJ 08540, USA

³Department of Astrophysical Sciences, Princeton University, 4 Ivy Lane, Princeton, NJ 08544, USA

⁴Department of Physics, The Pennsylvania State University, University Park, PA 16802, USA

⁵Dipartimento di Fisica, Università di Trento, Via Sommarive 14, 38123 Trento, Italy

⁶Istituto Nazionale di Fisica Nucleare, Sezione di Milano-Bicocca, Piazza della Scienza 20100, Milano, Italy

⁷Instituto de Ciencias Nucleares, Universidad Nacional Autónoma de México, Circuito Exterior C.U., A.P. 70-543, México D.F. 04510, México

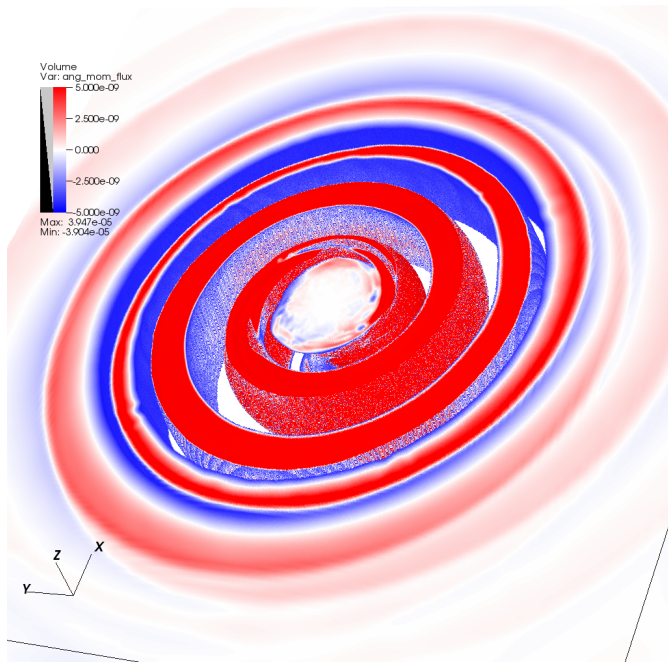


Figure 1. 3D distribution of angular momentum density flux J_r from the DD2 simulation with turbulent viscosity at ~ 43.5 ms after merger. J_r is shown on a central region of $(89 \times 89 \times 60)$ km³ covering the remnant NS and disk, and it is given in units where $c = G = M_\odot = 1$.

facts are broadly compatible with the results from simulations, e.g. (Perego *et al.* 2017; Kawaguchi *et al.* 2018). The early blue kN however, remains a challenging aspect to model. Both semi-analytical and radiation transport models require ejecta properties different from those found in simulations. In particular, simulations cannot produce ejecta with the large velocities and electron fraction inferred from the electromagnetic data (Fahlman and Fernández 2018).

There exist alternative explanations of the blue kN based on the interaction between a relativistic jet and the ejecta (Lazzati *et al.* 2017; Bromberg *et al.* 2018; Piro and Kollmeier 2017) but simulations show that successful jets do not deposit a sufficient amount of thermal energy in the ejecta for this mechanism to work (Duffell *et al.* 2018). Other possibilities include the presence of highly magnetized winds (Metzger *et al.* 2018; Fernández *et al.* 2019), or the presence of the so-called viscous-dynamical ejecta (Radice *et al.* 2018d). However, both models rely on the development of large-scale strong magnetic fields. Here, we identify a new generic hydrodynamics-driven mechanism that works in self-consistent ab-initio simulations and does not require the presence of a strong ordered magnetic field.

2. METHOD

We perform 3+1 NR simulations of two binaries with mass $M = (1.364 + 1.364)M_\odot$ and NS described by the microphysical EOS HS(DD2) (Typel *et al.* 2010; Hempel and Schaffner-Bielich 2010) and LS220 (Lattimer and Swesty 1991). The simulations include the merger and the remnant evolution for a timescale of at least 30 ms and up to 100 ms depending on the binary. The results presented here are representative cases producing a long-lived NS remnant (DD2) and a short-lived NS (LS220)

from a larger set of simulations that will be presented elsewhere.

We use the WhiskyTHC code (Radice and Rezzolla 2012; Radice *et al.* 2014a,b, 2018c) with the approximate neutrino transport scheme developed in (Radice *et al.* 2016a, 2018a). The simulations treat turbulent viscosity using the general-relativistic large eddy simulations method (GRLES) (Radice 2017). The interactions between the fluid and neutrinos are treated with a leakage scheme in the optically thick regions (Ruffert *et al.* 1996; Neilsen *et al.* 2014) while free-streaming neutrinos are evolved according to the M0 scheme discussed in Ref. (Radice *et al.* 2018a). The turbulent viscosity in the GRLES is parametrized as $\sigma_T = \ell_{\text{mix}} c_s$, where c_s is the sound speed and ℓ_{mix} is a free parameter that depends on the intensity of the turbulence. We perform two groups of simulations in this work with σ_T either set to zero, or prescribed as a function of the rest-mass density as in (Perego *et al.* 2019) using the results of (Kiuchi *et al.* 2018). We perform simulations with the same grid setup as in Ref. (Radice *et al.* 2018a). In particular, the adaptive mesh refinement grids have seven 2:1 refinement levels with finest linear resolutions of $h = 246, 185, 123$ m, which are labelled LR, SR and HR. Each model was evolved at least at two different resolutions (LR and SR).

The ejecta are calculated on coordinate spheres at $r = 294$ km employing the geodesic criterion for the dynamical ejecta (Radice *et al.* 2018a). For the wind we use the Bernoulli criterion, which is appropriate for steady-state flow, assuming $(\partial_t)^\alpha$ is an approximate Killing vector (see e.g. (Kastaun and Galeazzi 2015)). The Bernoulli calculation is started after the ejecta mass computed with the geodesic criterion has saturated to its final value. From the fluid’s stress energy tensor, we compute the angular momentum density flux $J_r = T_{ra}(\partial_\phi)^\alpha$, where ϕ is the cylindrical angular coordinate; angular momentum is conserved if $(\partial_\phi)^\alpha$ is a Killing vector. r -process nucleosynthesis yields are computed using the method detailed in (Radice *et al.* 2018a).

3. RESULTS

The key dynamical feature of relevance here is the development of spiral arms in the remnant (Shibata and Uryu 2000; Shibata and Taniguchi 2006; Bernuzzi *et al.* 2014; Kastaun and Galeazzi 2015; Bernuzzi *et al.* 2016; East *et al.* 2016; Paschalidis *et al.* 2015; Radice *et al.* 2016b; Lehner *et al.* 2016). The hydrodynamic instability is monitored by a decomposition in Fourier modes $e^{-im\phi}$ of the Eulerian rest-mass density on the equatorial plane [see Eq. (1) of (Radice *et al.* 2016b)] and characterized by the development of a $m = 2$ followed by a $m = 1$ mode (East *et al.* 2016; Paschalidis *et al.* 2015; Radice *et al.* 2016b; Lehner *et al.* 2016; Bernuzzi *et al.* 2014; Kastaun and Galeazzi 2015). In the short-lived remnant (LS220) the $m = 1$ mode is subdominant with respect to the $m = 2$, and it reaches a maximum close to the collapse (Bernuzzi *et al.* 2014). Instead, in the long-lived remnant (DD2) the $m = 1$ becomes the dominant mode at ~ 20 ms and persists throughout the remnant’s lifetime, while the $m = 2$ efficiently dissipates via gravitational-wave emission (Bernuzzi *et al.* 2016; Radice *et al.* 2016b). Considering the turbulent viscosity effect, we find that the $m = 2$ mode is suppressed more rapidly in presence of viscosity than without viscosity. By con-

trast, the $m = 1$ modes are not significantly affected by viscosity. The spiral arms propagate from the remnant NS into the disk and transport angular momentum outwards as shown in Fig. 1. Such global density waves are a generic and efficient mechanism to redistribute energy and eventually deplete accretion disks (Goodman and Rafikov 2001; Rafikov 2016; Arzamasskiy and Rafikov 2018). Crucially, we find that both the $m = 1$ and $m = 2$ modes generate a spiral-wave wind from the disk’s outer layers that is distinct from the dynamical ejecta, see Fig. 2.

The long lived NS remnant (DD2) develops a spiral-wave wind more massive than the dynamical ejecta, as shown also in Fig. 2. The spiral-wave wind mass is larger the longer the remnant survives and the more massive the disks are. It continues as long as the remnant does not collapse and the spiral modes persist. Thus, binary mass asymmetry can enhance the spiral-wave wind as we find in simulations discussed elsewhere [In Prep.]. The inclusion of turbulent viscosity alters all the ejecta masses with an additional component and, for the viscosity parametrization we have considered, it enhances the DD2 spiral-wave wind mass by $\sim 25\%$. The viscosity effect is larger than resolution effects. Comparing data at different grid resolutions we find that the largest variation is in the wind mass. The relative variation of mass from data pairs at increasing resolutions is $\sim +15\%$ (LR-SR) and $\sim +8\%$ (SR-HR). Hence, finite grid effects tend to increase mass. A similar analysis on the average electronfraction and velocity indicate variations below 4%.

The spiral-wave wind has an angular distribution of mass similar to the dynamical ejecta with material mostly confined to the orbital plane, as shown by the histograms in Fig. 2. On the contrary, the velocity profiles show a drastic difference between the two ejecta components. While the dynamical ejecta has a broad velocity distribution (Hotokezaka *et al.* 2013; Bauswein *et al.* 2013; Radice *et al.* 2018a), the spiral-wave wind velocity is narrowly distributed around $0.2c$ in the case of a long-lived remnant (DD2). The spiral-wave wind from the short-lived remnant (LS220) has a broader velocity distribution extending down to $0.1c$. This is due to the spiral-wave shutting down and the disk transition to a more steady accretion. As a consequence, the spiral-wave wind ceases but ejecta continue as a slower disc wind driven by nuclear recombination solely. The electron fraction of the spiral-wave wind has a narrower distribution than the dynamical ejecta in both cases. But because disks around NS remnants are less compact, colder, and optically thicker than those around black holes (Perego *et al.* 2019), the outer layers of the DD2 disk have a lower Y_e than the LS220 disk and so does the spiral-wave wind coming from those layers. While the spiral-wave wind is generic in its hydrodynamics origin, the quantification of its properties relies on the accurate microphysics and neutrino treatment in our simulations.

Matter in the spiral-wave wind undergoes r -process nucleosynthesis, and produces predominantly elements up to the second peak (mass number $A < 130$), see Fig. 3. The combined nucleosynthesis in the dynamical ejecta and the spiral-wave wind reproduces the solar abundances to within the uncertainties due to nuclear physics. The radioactive decay in the spiral-wave wind contributes to a blue day-long kN emission similar to

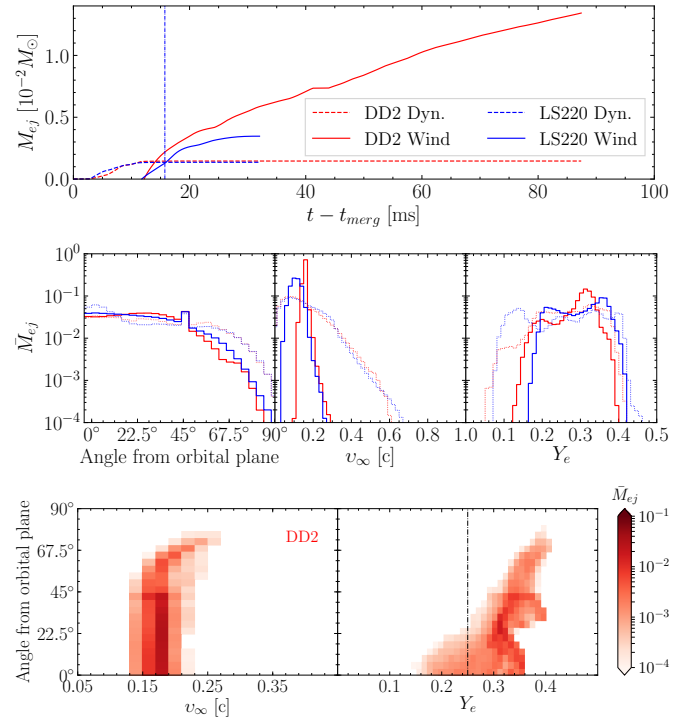


Figure 2. Properties of the spiral-wave wind and dynamical ejecta computed from the simulations with turbulent viscosity. Top: evolution of unbound mass for dynamical ejecta (dashed lines) and spiral-wave wind (solid lines). $t = 0$ marks the moment of merger, the vertical line marks the collapse time of the LS220 BNS. Middle: mass histograms for the angular (left), velocity (center) and electron fraction (right) distributions. Bottom: angular distribution and composition of the spiral-wave wind for DD2. Note the \bar{M}_{ej} in the middle and bottom panels is normalized to one.

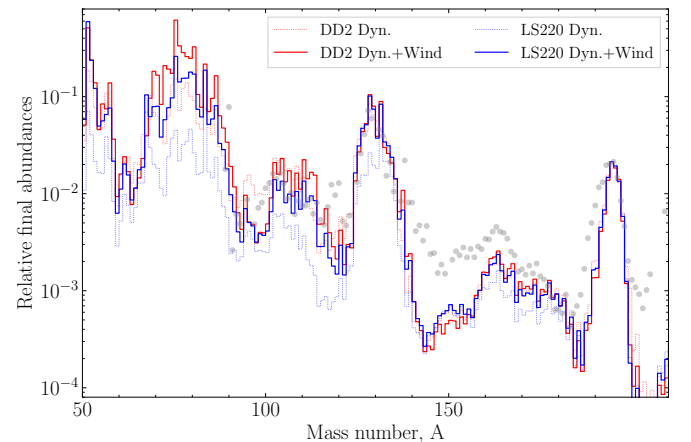


Figure 3. Nucleosynthetic yields in the ejecta. Dashed lines correspond to the dynamical ejecta, while solid lines are the summed yields including the spiral-wave wind. Model abundances are normalized to $A = 195$ element. Gray dots show the solar abundances from Arlandini *et al.* (1999).

the neutrino wind and viscous ejecta (Perego *et al.* 2014; Martin *et al.* 2015; Metzger and Fernández 2014; Miller *et al.* 2019). But in comparison to the latter, the spiral-wave wind is distributed closer to the equatorial plane, it is faster and more massive.

We calculate light curves in different photometric bands by postprocessing the simulation data with the

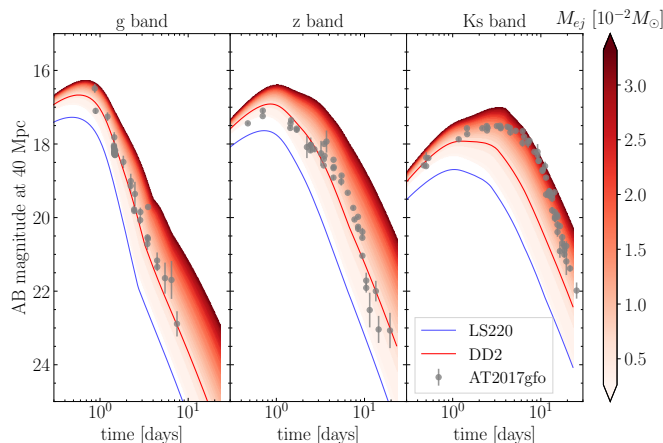


Figure 4. Bolometric kN light curves in three representative bands from blue to infrared for the two simulations with turbulence viscosity compared to AT2017gfo data from (Villar *et al.* 2017). The color gradient is the effect related to different spiral-wave wind masses, that suggests possible variations of the light curves for different BNS. The band is computed by extracting the spiral-wave wind mass from DD2 every 10 ms until the end of the simulation, and then by linearly extrapolating the data to 250 ms.

anisotropic multi-component model of (Perego *et al.* 2017). In order to emulate the spiral-wave wind from different BNS, the DD2 spiral-wave wind data are extracted every 10 ms until the end of the simulation (~ 90 ms) and then linearly extrapolated to 250 ms. The LS220 simulation has instead a complete ejecta, since both the dynamical and the spiral-wave wind have terminated at the end of our simulation. We stress that we do not include additional ejecta components to the ones extracted from the simulations, although we expect additional material to be unbound due to viscous processes and nuclear recombination on even longer timescales (Radice *et al.* 2018c).

When comparing our results to the early emission of AT2017gfo in Fig. 4, we find good agreement between the observed luminosities in the high frequency bands and our kN model informed by the DD2 simulation with spiral-wave wind masses $\sim 0.75 - 1.25 \times 10^{-2} M_{\odot}$. By contrast, the LS220 simulation does not produce enough ejecta to explain the observations with this light-curve model. Explaining the low frequency bands with the DD2 data would require a more massive spiral-wave wind with mass $\gtrsim 2 \times 10^{-2} M_{\odot}$, implying a remnant lifetime of $\gtrsim 200$ ms. However, a more massive spiral-wave wind is incompatible with the early emission for the considered simulations. Late-time luminosities (peaking at $t \approx 3 - 10$ days), could be explained by a combination of spiral-wave wind and viscous ejecta from the disintegration of the disk. These results have uncertainties related to our simplified calculation of the kilonova light curves which is expected to be less accurate at late times when absorption features and deviations from local thermodynamics equilibrium become more relevant, e.g. (Smartt *et al.* 2017). Indeed, time- and energy-dependent modeling of the photon radiation transport will be needed to model more robustly the kN emission, and quantitatively reproduce the observed spectra (Kasen *et al.* 2017; Tanaka *et al.* 2017; Miller *et al.* 2019; Bulla 2019). Furthermore, all current kilonova models suffer systematic uncertainties in nuclear (e.g. mass models, fission fragments and β -decay rates) and atomic (e.g. detailed

wavelength dependent opacities for r -process element) physics (Eichler *et al.* 2015; Rosswog *et al.* 2017; Gaigalas *et al.* 2019).

4. CONCLUSION

Standard kN models applied to the early AT2017gfo light curve are in tension with ab-initio simulations conducted so far. While alternative interpretations have been proposed, they are either disfavored by current simulations and observations (e.g. jets) (Bromberg *et al.* 2018; Duffell *et al.* 2018), or require the presence of large-scale strong magnetic fields which might not be formed in the postmerger (Metzger *et al.* 2018; Fernández *et al.* 2019; Radice *et al.* 2018d; Ciolfi *et al.* 2019). We identified a robust dynamical mechanism for mass ejection that explains early-time observations without requiring any fine-tuning. The resulting nucleosynthesis is complete and produces all r -process elements in proportions similar to solar system abundances. Methodologically, our work underlines the importance of employing NR-informed ejecta for the fitting of light-curves. Further work in this direction should include better neutrino-radiation transport and magnetohydrodynamic effects (Siegel and Metzger 2017; Fujibayashi *et al.* 2018; Radice *et al.* 2018c,a; Miller *et al.* 2019).

SB and NO acknowledge support by the EU H2020 under ERC Starting Grant, no. BinGraSp-714626. DR acknowledges support from a Frank and Peggy Taplin Membership at the Institute for Advanced Study and the Max-Planck/Princeton Center (MPPC) for Plasma Physics (NSF PHY-1804048). Computations were performed on the supercomputer SuperMUC at the LRZ Munich (Gauss project pn56zo); on the supercomputers Bridges, Comet, and Stampede (NSF XSEDE allocation TG-PHY160025); on NSF/NCSA Blue Waters (NSF AWD-1811236); on supercomputer Marconi at CINECA (ISCRA-B project number HP10BMHFQQ).

REFERENCES

- D. A. Coulter *et al.*, *Science* (2017), 10.1126/science.aap9811, [Science358,1556(2017)], arXiv:1710.05452 [astro-ph.HE].
- R. Chornock *et al.*, *Astrophys. J.* **848**, L19 (2017), arXiv:1710.05454 [astro-ph.HE].
- M. Nicholl *et al.*, *Astrophys. J.* **848**, L18 (2017), arXiv:1710.05456 [astro-ph.HE].
- P. S. Cowperthwaite *et al.*, *Astrophys. J.* **848**, L17 (2017), arXiv:1710.05840 [astro-ph.HE].
- N. R. Tanvir *et al.*, *Astrophys. J.* **848**, L27 (2017), arXiv:1710.05455 [astro-ph.HE].
- M. Tanaka *et al.*, *Publ. Astron. Soc. Jap.* (2017), 10.1093/pasj/psx121, arXiv:1710.05850 [astro-ph.HE].
- B. P. Abbott *et al.* (Virgo, LIGO Scientific), *Phys. Rev. Lett.* **119**, 161101 (2017), arXiv:1710.05832 [gr-qc].
- J. M. Lattimer and D. N. Schramm, *apjl* **192**, L145 (1974).
- L.-X. Li and B. Paczynski, *Astrophys. J.* **507**, L59 (1998), arXiv:astro-ph/9807272 [astro-ph].
- S. R. Kulkarni, (2005), arXiv:astro-ph/0510256 [astro-ph].
- S. Rosswog, *Astrophys. J.* **634**, 1202 (2005), arXiv:astro-ph/0508138 [astro-ph].
- B. Metzger, G. Martinez-Pinedo, S. Darbha, E. Quataert, A. Arcones, *et al.*, *Mon. Not. Roy. Astron. Soc.* **406**, 2650 (2010), arXiv:1001.5029 [astro-ph.HE].
- L. F. Roberts, D. Kasen, W. H. Lee, and E. Ramirez-Ruiz, *Astrophys. J.* **736**, L21 (2011), arXiv:1104.5504 [astro-ph.HE].
- D. Kasen, N. R. Badnell, and J. Barnes, *Astrophys. J.* **774**, 25 (2013), arXiv:1303.5788 [astro-ph.HE].

- D. Martin, A. Perego, A. Arcones, F.-K. Thielemann, O. Korobkin, and S. Rosswog, *Astrophys. J.* **813**, 2 (2015), [arXiv:1506.05048 \[astro-ph.SR\]](#).
- V. A. Villar *et al.*, *Astrophys. J.* **851**, L21 (2017), [arXiv:1710.11576 \[astro-ph.HE\]](#).
- E. Waxman, E. O. Ofek, D. Kushnir, and A. Gal-Yam, *Mon. Not. Roy. Astron. Soc.* **481**, 3423 (2018), [arXiv:1711.09638 \[astro-ph.HE\]](#).
- K. Hotokezaka, K. Kiuchi, K. Kyutoku, H. Okawa, Y.-i. Sekiguchi, *et al.*, *Phys.Rev.* **D87**, 024001 (2013), [arXiv:1212.0905 \[astro-ph.HE\]](#).
- A. Bauswein, S. Goriely, and H.-T. Janka, *Astrophys.J.* **773**, 78 (2013), [arXiv:1302.6530 \[astro-ph.SR\]](#).
- D. Radice, A. Perego, K. Hotokezaka, S. A. Fromm, S. Bernuzzi, and L. F. Roberts, *Astrophys. J.* **869**, 130 (2018a), [arXiv:1809.11161 \[astro-ph.HE\]](#).
- Y. Sekiguchi, K. Kiuchi, K. Kyutoku, and M. Shibata, *Phys.Rev.* **D91**, 064059 (2015), [arXiv:1502.06660 \[astro-ph.HE\]](#).
- A. Perego, S. Rosswog, R. Cabezon, O. Korobkin, R. Kaeppli, *et al.*, *Mon.Not.Roy.Astron.Soc.* **443**, 3134 (2014), [arXiv:1405.6730 \[astro-ph.HE\]](#).
- O. Just, A. Bauswein, R. A. Pulpillo, S. Goriely, and H. T. Janka, *Mon. Not. Roy. Astron. Soc.* **448**, 541 (2015), [arXiv:1406.2687 \[astro-ph.SR\]](#).
- D. Kasen, R. Fernández, and B. Metzger, *Mon. Not. Roy. Astron. Soc.* **450**, 1777 (2015), [arXiv:1411.3726 \[astro-ph.HE\]](#).
- B. D. Metzger and R. Fernández, *Mon.Not.Roy.Astron.Soc.* **441**, 3444 (2014), [arXiv:1402.4803 \[astro-ph.HE\]](#).
- M.-R. Wu, R. Fernández, G. Martínez-Pinedo, and B. D. Metzger, *Mon. Not. Roy. Astron. Soc.* **463**, 2323 (2016), [arXiv:1607.05290 \[astro-ph.HE\]](#).
- D. M. Siegel and B. D. Metzger, *Phys. Rev. Lett.* **119**, 231102 (2017), [arXiv:1705.05473 \[astro-ph.HE\]](#).
- S. Fujibayashi, K. Kiuchi, N. Nishimura, Y. Sekiguchi, and M. Shibata, *Astrophys. J.* **860**, 64 (2018), [arXiv:1711.02093 \[astro-ph.HE\]](#).
- J. M. Miller, B. R. Ryan, J. C. Dolence, A. Burrows, C. J. Fontes, C. L. Fryer, O. Korobkin, J. Lippuner, M. R. Mumpower, and R. T. Wollaeger, *Phys. Rev.* **D100**, 023008 (2019), [arXiv:1905.07477 \[astro-ph.HE\]](#).
- D. Radice, A. Perego, F. Zappa, and S. Bernuzzi, *Astrophys. J.* **852**, L29 (2018b), [arXiv:1711.03647 \[astro-ph.HE\]](#).
- A. Perego, S. Bernuzzi, and D. Radice, *Eur. Phys. J.* **A55**, 124 (2019), [arXiv:1903.07898 \[gr-qc\]](#).
- L. Dessart, C. Ott, A. Burrows, S. Rosswog, and E. Livne, *Astrophys.J.* **690**, 1681 (2009), [arXiv:0806.4380 \[astro-ph\]](#).
- R. Fernández, E. Quataert, J. Schwab, D. Kasen, and S. Rosswog, *Mon. Not. Roy. Astron. Soc.* **449**, 390 (2015), [arXiv:1412.5588 \[astro-ph.HE\]](#).
- J. Lippuner, R. Fernández, L. F. Roberts, F. Foucart, D. Kasen, B. D. Metzger, and C. D. Ott, *Mon. Not. Roy. Astron. Soc.* **472**, 904 (2017), [arXiv:1703.06216 \[astro-ph.HE\]](#).
- D. Radice, A. Perego, S. Bernuzzi, and B. Zhang, *Mon. Not. Roy. Astron. Soc.* **481**, 3670 (2018c), [arXiv:1803.10865 \[astro-ph.HE\]](#).
- R. Fernández, A. Tchekhovskoy, E. Quataert, F. Foucart, and D. Kasen, *Mon. Not. Roy. Astron. Soc.* **482**, 3373 (2019), [arXiv:1808.00461 \[astro-ph.HE\]](#).
- S. Fahlman and R. Fernández, *Astrophys. J.* **869**, L3 (2018), [arXiv:1811.08906 \[astro-ph.HE\]](#).
- A. Perego, D. Radice, and S. Bernuzzi, *Astrophys. J.* **850**, L37 (2017), [arXiv:1711.03982 \[astro-ph.HE\]](#).
- K. Kawaguchi, M. Shibata, and M. Tanaka, *Astrophys. J.* **865**, L21 (2018), [arXiv:1806.04088 \[astro-ph.HE\]](#).
- D. Lazzati, A. Deich, B. J. Morsony, and J. C. Workman, *Mon. Not. Roy. Astron. Soc.* **471**, 1652 (2017), [arXiv:1610.01157 \[astro-ph.HE\]](#).
- O. Bromberg, A. Tchekhovskoy, O. Gottlieb, E. Nakar, and T. Piran, *Mon. Not. Roy. Astron. Soc.* **475**, 2971 (2018), [arXiv:1710.05897 \[astro-ph.HE\]](#).
- A. L. Piro and J. A. Kollmeier, (2017), [arXiv:1710.05822 \[astro-ph.HE\]](#).
- P. C. Duffell, E. Quataert, D. Kasen, and H. Klion, *Astrophys. J.* **866**, 3 (2018), [arXiv:1806.10616 \[astro-ph.HE\]](#).
- B. D. Metzger, T. A. Thompson, and E. Quataert, *Astrophys. J.* **856**, 101 (2018), [arXiv:1801.04286 \[astro-ph.HE\]](#).
- D. Radice, A. Perego, K. Hotokezaka, S. Bernuzzi, S. A. Fromm, and L. F. Roberts, *Astrophys. J. Lett.* **869**, L35 (2018d), [arXiv:1809.11163 \[astro-ph.HE\]](#).
- S. Typel, G. Ropke, T. Klahn, D. Blaschke, and H. H. Wolter, *Phys. Rev.* **C81**, 015803 (2010), [arXiv:0908.2344 \[nucl-th\]](#).
- M. Hempel and J. Schaffner-Bielich, *Nucl. Phys.* **A837**, 210 (2010), [arXiv:0911.4073 \[nucl-th\]](#).
- J. M. Lattimer and F. D. Swesty, *Nucl. Phys.* **A535**, 331 (1991).
- D. Radice and L. Rezzolla, *Astron. Astrophys.* **547**, A26 (2012), [arXiv:1206.6502 \[astro-ph.IM\]](#).
- D. Radice, L. Rezzolla, and F. Galeazzi, *Mon.Not.Roy.Astron.Soc.* **437**, L46 (2014a), [arXiv:1306.6052 \[gr-qc\]](#).
- D. Radice, L. Rezzolla, and F. Galeazzi, *Class.Quant.Grav.* **31**, 075012 (2014b), [arXiv:1312.5004 \[gr-qc\]](#).
- D. Radice, F. Galeazzi, J. Lippuner, L. F. Roberts, C. D. Ott, and L. Rezzolla, *Mon. Not. Roy. Astron. Soc.* **460**, 3255 (2016a), [arXiv:1601.02426 \[astro-ph.HE\]](#).
- D. Radice, *Astrophys. J.* **838**, L2 (2017), [arXiv:1703.02046 \[astro-ph.HE\]](#).
- M. H. Ruffert, H. T. Janka, and G. Schäfer, *Astron. Astrophys.* **311**, 532 (1996), [arXiv:astro-ph/9509006](#).
- D. Neilsen, S. L. Liebling, M. Anderson, L. Lehner, E. O'Connor, *et al.*, *Phys.Rev.* **D89**, 104029 (2014), [arXiv:1403.3680 \[gr-qc\]](#).
- K. Kiuchi, K. Kyutoku, Y. Sekiguchi, and M. Shibata, *Phys. Rev.* **D97**, 124039 (2018), [arXiv:1710.01311 \[astro-ph.HE\]](#).
- W. Kastaun and F. Galeazzi, *Phys.Rev.* **D91**, 064027 (2015), [arXiv:1411.7975 \[gr-qc\]](#).
- M. Shibata and K. Uryu, *Phys. Rev.* **D61**, 064001 (2000), [arXiv:gr-qc/9911058](#).
- M. Shibata and K. Taniguchi, *Phys.Rev.* **D73**, 064027 (2006), [arXiv:astro-ph/0603145 \[astro-ph\]](#).
- S. Bernuzzi, T. Dietrich, W. Tichy, and B. Brügmann, *Phys.Rev.* **D89**, 104021 (2014), [arXiv:1311.4443 \[gr-qc\]](#).
- S. Bernuzzi, D. Radice, C. D. Ott, L. F. Roberts, P. Moesta, and F. Galeazzi, *Phys. Rev.* **D94**, 024023 (2016), [arXiv:1512.06397 \[gr-qc\]](#).
- W. E. East, V. Paschalidis, F. Pretorius, and S. L. Shapiro, *Phys. Rev.* **D93**, 024011 (2016), [arXiv:1511.01093 \[astro-ph.HE\]](#).
- V. Paschalidis, W. E. East, F. Pretorius, and S. L. Shapiro, *Phys. Rev.* **D92**, 121502 (2015), [arXiv:1510.03432 \[astro-ph.HE\]](#).
- D. Radice, S. Bernuzzi, and C. D. Ott, *Phys. Rev.* **D94**, 064011 (2016b), [arXiv:1603.05726 \[gr-qc\]](#).
- L. Lehner, S. L. Liebling, C. Palenzuela, and P. M. Motl, *Phys. Rev.* **D94**, 043003 (2016), [arXiv:1605.02369 \[gr-qc\]](#).
- J. Goodman and R. R. Rafikov, *Astrophys. J.* **552**, 793 (2001), [astro-ph/0010576](#).
- R. R. Rafikov, *Astrophys. J.* **831**, 122 (2016), [arXiv:1601.03009 \[astro-ph.EP\]](#).
- L. Arzamasskiy and R. R. Rafikov, *Astrophys. J.* **854**, 84 (2018), [arXiv:1710.01304 \[astro-ph.EP\]](#).
- C. Arlandini, F. Kaeppler, K. Wisshak, R. Gallino, M. Lugaro, M. Busso, and O. Straniero, *Astrophys. J.* **525**, 886 (1999), [arXiv:astro-ph/9906266 \[astro-ph\]](#).
- S. J. Smartt *et al.*, *Nature* (2017), 10.1038/nature24303, [arXiv:1710.05841 \[astro-ph.HE\]](#).
- D. Kasen, B. Metzger, J. Barnes, E. Quataert, and E. Ramirez-Ruiz, *Nature* (2017), 10.1038/nature24453, [Nature551.80(2017)], [arXiv:1710.05463 \[astro-ph.HE\]](#).
- M. Bulla, *Mon. Not. Roy. Astron. Soc.* **489**, 5037 (2019), [arXiv:1906.04205 \[astro-ph.HE\]](#).
- M. Eichler *et al.*, *Astrophys. J.* **808**, 30 (2015), [arXiv:1411.0974 \[astro-ph.HE\]](#).
- S. Rosswog, U. Feindt, O. Korobkin, M. R. Wu, J. Sollerman, A. Goobar, and G. Martínez-Pinedo, *Class. Quant. Grav.* **34**, 104001 (2017), [arXiv:1611.09822 \[astro-ph.HE\]](#).
- G. Gaigalas, D. Kato, P. Rynkun, L. Radziute, and M. Tanaka, *Astrophys. J. Suppl.* **240**, 29 (2019), [arXiv:1901.10671 \[astro-ph.SR\]](#).
- R. Ciolfi, W. Kastaun, J. V. Kalinani, and B. Giacomazzo, *Phys. Rev.* **D100**, 023005 (2019), [arXiv:1904.10222 \[astro-ph.HE\]](#).