

From Planck Area to Graph Theory: Topologically Distinct Black Hole Microstates

Aharon Davidson*

Physics Department, Ben-Gurion University of the Negev, Beer-Sheva 84105, Israel

(Dated: June 12, 2022)

Postulate a Planck scale horizon unit area, no bits of information locally attached to it, connected but otherwise of free-form, and let n such geometric units compactly tile the black hole horizon. Associated with each topologically distinct tiling configuration is then a simple, connected, undirected, unlabelled, planar, chordal graph. The asymptotic enumeration of the corresponding integer sequence gives rise to Bekenstein-Hawking area entropy formula, automatically accompanied by a proper logarithmic term, and fixes the size of the horizon unit area. Invoking Polya's theorem, an exact number theoretical entropy spectrum is offered for the 2+1 dimensional quantum black hole.

Introduction

The semi-classical Bekenstein-Hawking black hole area entropy formula [1]

$$S_{BH} = k_B \frac{A_{BH}}{4\ell_P^2}, \quad (1)$$

governed by the horizon surface area A_{BH} , measured in Planck units $\ell_P^2 = G\hbar/c^3$, and factorized by the Boltzmann constant k_B , is still as mysterious as ever. We have no compelling idea what the physical degrees of freedom underlying the prototype Schwarzschild black hole actually are, and how exactly to identify and count its elusive quantum microstates. A variety of imaginative attempts to address the puzzle have come from all corners of theoretical physics, way beyond general relativity. Included in the list are string theory [2], loop quantum gravity [3], and AdS/CFT [4], each theory contributing its inimitable insight. Citing Maldacena [5], the bottom line is that "These microstates do not have an explicit calculable description within the regime that gravity is a good approximation".

It was Bekenstein [6] who first realized that the black hole surface area may serve as a classical adiabatic invariant, and as such must exhibit a discrete ladder spectrum of the form $A_{BH}(n) = nA_1$. This has opened the door for a variety of Bekenstein-Mukhanov [7] inspired quantum black hole models [8], the majority of which assume γ (a natural number) bits of information locally encoded on each Planck area piece on the horizon. Such a local realization of Wheeler's 'It from Bit' phrase [9] gives rise to a total of $g(n) = \gamma^n$ configurations. However, no compelling clue was given as to what these bits actually stand for, and what physics is capable of hosting them on the event horizon. Along these lines, it worth recalling the 'tHooft-Susskind holographic principle [10] which asserts that all of information contained in some closed region of space, saturated by Eq.(1), can in fact be represented as a hologram on the boundary of that region.

While the general idea of a fundamental Planck scale horizon unit area is not new, the role it plays in the present model is novel. In fact, in contrast with almost

all Bekenstein-Mukhanov type models, no bits of information are locally attached to any single unit area. An individual Planck area does not play any local role at all here. Alternatively, our interest is focused on a collective mode of all Planck units involved, with the various topologically distinguished configurations highly resembling (and perhaps identified as) the quantum black hole microstates. Their counting, and the subsequent recovery of Eq.(1) in the semi-classical limit, automatically accompanied by a proper logarithmic term, is carried out by invoking graph theoretical enumeration. Triggered by graph theory, the black hole discrete entropy spectrum is furthermore shown to establish a serendipitous link with number theory (with the focus on Polya's theorem [11]).

Horizon tiling

The main ingredient in our quantum black hole model is a postulated Planck size horizon unit area

$$A_P = \eta \ell_P^2 \quad (2)$$

where η is a dimensionless universal constant, to be eventually fixed by means of graph theory. Eq.(2) may further serve as a geometric lower bound inspired by the 'tHooft-Susskind holographic principle [10], but this stays beyond the scope of the present model. Based on self consistency grounds, the Planck unit area must exhibit a locally connected structure, but can otherwise take any free-form. Its boundary can thus undergo any arbitrary variation as long as the size of the surrounded area is preserved in accord with Eq.(2).

We now attempt to compactly tile the black hole horizon surface area A_{BH} by exactly

$$n = \frac{A_{BH}}{A_P} \quad (3)$$

such elementary Planck unit areas. It makes no sense, and actually there is no option, to do it uniformly. The reason is quite obvious: While Planck unit areas are all topologically equivalent, they may still differ from each other by acquiring arbitrary, albeit connected, shapes. For any given integer number n of Planck unit areas, the

relevant question is then how many topologically distinct tiling configurations $g(n)$ actually exist?

Counting configurations calls for graph theory enumeration. The first step then is to show, by construction, that associated with each topologically distinct tiling configuration there is a certain mathematical graph, defined as a set of vertices connected by edges. To switch on the dictionary, follow four simple instructions:

- (i) Assign a graph vertex to each Planck unit area, and locate this vertex at some point on that unit (this is always doable due to the local connectedness).
- (ii) Connect any two such vertices by a graph edge if and only if the two corresponding Planck unit areas touch each other.
- (iii) Draw the graph on the horizon itself, and take into account the fact that from the topological point of view, as a 2-dimensional spherical surface S^2 with no handles, the Schwarzschild horizon is of genus 0. This is a guaranteed by Hawking theorem [12] which holds for asymptotically flat 4-dimensional black holes obeying the dominant energy condition. Genus dependence will be briefly discussed later.
- (iv) By choosing one graph face and puncturing a hole in it, one may further, via a stereographic projection, reliably transform the graph from the sphere onto a plane. The punctured face on the sphere becomes the exterior face on the plane.

The dictionary from the black hole horizon tiling to graph theory is demonstrated in Fig.1 for $n = 4$ vertices.

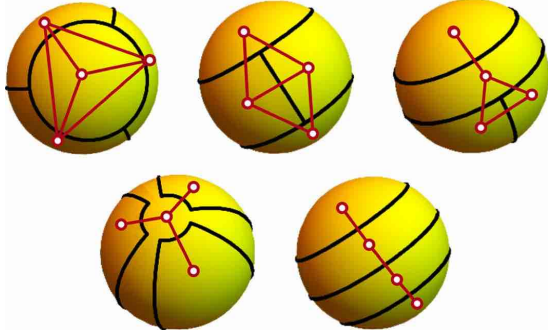


FIG. 1: Translating horizon tiling into graph theory language. The demonstration is carried out for $n = 4$ deformable Planck unit areas (separated by black borders), resulting in $g(4) = 5$ topologically distinct configurations. Associated with each such configuration there is a simple, connected, undirected, unlabelled, planar, chordal graph (plotted in red).

Graph theory

Prior to performing enumeration, we must accurately specify what kind of graphs we are actually dealing with. By construction, mostly on geometric/physical grounds, these graphs must be:

- *Simple* - The graph cannot contain loops and/or multiple edges. A Planck area unit does not touch itself, and

the answer to whether two Planck areas share a common border is a plain yes or no answer.

- *Connected* - There must be a path from any vertex to any other vertex of the graph. Allowing for a disconnected graph, an isolated Planck area unit for example, would mean leaving a region of the horizon exposed, and thus makes no physical sense.
- *Undirected* - No flow is described in the model. In turn, no arrows need to be attached to the graph edges.
- *Unlabelled* - Reflecting the fact that individual Planck areas have no distinct identifications except through their interconnectivity, the graph vertices do not carry any serial numbers. As we shall see, this is the strongest requirement on our list. On the practical side, it is much harder to enumerate unlabelled than labelled graphs.
- *Planar* - A graph is planar if it can be drawn in a plane, or on a handle-free sphere like the horizon, without graph edges crossing. Be aware that (i) Fake edge crossings can be removed by replacing straight lines by Jordan arcs, and (ii) There may be several representations of the same planar graph. For any given number n of nodes, the number of labelled planar graphs turns out to be much larger than the number of unlabelled planar graphs, since almost all planar graphs have a large automorphisms group.
- *Chordal* - A chordal graph, also called a triangulated graph, is a simple graph in which every cycle of more than three vertices has a chord (= an edge that is not part of the cycle but connects two vertices of the cycle). Beware that chordality is sometimes visually hidden. To see why is this relevant for our case, let four Planck areas meet at some point on the horizon. Such a configuration turns out, however, to be topologically unstable with respect to small variations in the shapes of the Planck areas involved. Roughly speaking, a 4-meeting point easily bifurcates into two 3-meeting neighbouring points, a fact translated into graph theory as adding a chord. The corresponding disqualification of the Square graph is illustrated for $n = 4$ in Fig.2. To sharpen the genus dependence note that when plotted on a torus (genus 1), rather than on a sphere (genus 0), the Square graph becomes stable and thus permissible.

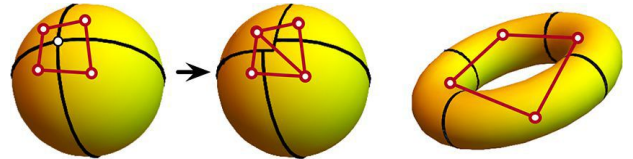


FIG. 2: The 4-edge Square graph, representing a truncated (cut off poles) Beach Ball, is excluded. The 4-meeting point on the Ball is unstable against small shape variations of the horizon unit areas, bifurcating into two 3-meeting points. This is translated into graph theory as adding a chord. On a torus, as a counter example, the Square graph is permissible.

Altogether, the above list of graphic features homes

in on a particular integer sequence classified as OEIS A243787. To be more explicit, the first terms of the series (so far, only the first fourteen terms have been calculated [13]) are given by

$$g(n) = 1, 1, 2, 5, 14, 52, 228, 1209, \dots \quad (4)$$

See Fig.(3) for the graphs associated with the first terms. It starts like the Catalan series, but then grows faster. For comparison, had we given up the chordality requirement, we would have ended up with a much larger set

$$g_u(n) = 1, 1, 2, 6, 20, 99, 646, 5974, \dots \quad (5)$$

of unlabelled connected planar graphs. Clearly, the former Eq.(4) is a sub-sequence of the latter Eq.(5).




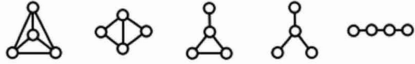
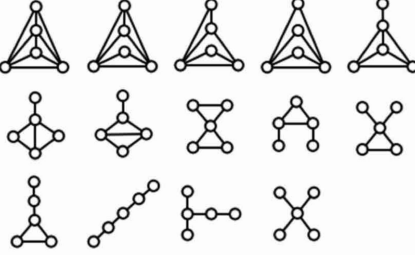
$g(1)=1$	
$g(2)=1$	
$g(3)=2$	
$g(4)=5$	
$g(5)=14$	

FIG. 3: The integer sequence OEIS A243787: Simple, connected, undirected, unlabelled, planar, chordal graphs with n nodes. The inner structure of these graphs is solely composed of triangles and trees. In our model, each graph represents a topologically distinct black hole microstate.

Treating all topologically distinct configurations on equal footing, with each individual configuration serving as a distinct quantum mechanical microstate, the statistical black hole entropy is given by the Boltzmann formula

$$S_{BH} = k_B \log g(n) . \quad (6)$$

As anticipated, the lightest Schwarzschild black hole, carrying mass $m_1 = m_P \sqrt{\eta/16\pi}$, comes with a vanishing entropy $S_1 = 0$. The non-trivial microstate degeneracy starts at $n = 3$. An exact analytic formula for $g(n)$ is still at large, but some efficient enumeration algorithms do exist. However, at this stage, while quite welcome, this is not what really matters. Bearing in mind that the

fate of our model primarily depends on making contact with Eq.(1) at the large- n semi-classical limit, we content ourselves with an asymptotic enumeration formula.

Asymptotic Enumeration

Counting labelled planar graphs appears to be much easier than counting planar unlabelled graphs. The asymptotic number $g_l(n)$ of labelled planar graphs has been shown, following a super-additivity argument [14], to obey the limit

$$\lim_{n \rightarrow \infty} (g_l(n)/n!)^{1/n} \rightarrow \gamma_l . \quad (7)$$

Upper as well as lower bounds on the constant γ_l were numerically derived, but the final word was given analytically by Gimenez and Noy [15]. To be more specific, they calculated

$$g_l(n) \simeq \alpha_l n^{-\frac{7}{2}} \gamma_l^n n! , \quad (8)$$

where $\alpha_l \simeq 0.4310^{-5}$ and $\gamma_l \simeq 27.23$. As far as the unlabelled planar graphs are concerned, owing to their large exponential number of automorphisms, the limit on the corresponding asymptotic number $g_u(n)$ of configurations is conceptually different. In fact, it has been shown [18] that

$$\lim_{n \rightarrow \infty} g_u(n)^{1/n} \rightarrow \gamma_u , \quad (9)$$

thereby consistently defining γ_u as the unlabelled planar graph growth constant. Notice that, in comparison with Eq.(7), the $n!$ factor has gone. In turn, with Eq.(6) in mind, crucial for our model is the leading linear n -behavior of $\log g_u(n) \simeq n \log \gamma_u$, to be contrasted with the problematic (for our needs) leading behavior of $\log g_l(n) \simeq n \log n$. Apart from the $n!$ factor, the asymptotic enumeration of unlabelled planar graphs cannot be analytically too different from that of labelled planar graphs. It comes thus with no surprise that, in analogy with Eq.(8), Gimenez and Noy have derived

$$g_u(n) \simeq \alpha_u n^{-\frac{7}{2}} \gamma_u^n , \quad (10)$$

for some α_u, γ_u . At this stage, while the exact value of γ_u is still unknown, Bonichon et al. [19] have tightly closed the range to $27.23 < \gamma_u < 30.06$.

For the sake of enumeration, it is useful to probe the inner structure of the graphs involved. In our case, one starts from a subset of so-called maximal planar graphs, which are nothing but triangulations. For a given number n of vertices, they exhibit $(3n-6)$ edges and $(2n-4)$ faces. The corresponding integer sequence OEIS A000109 is given by $g_\Delta(n) = 0, 0, 1, 1, 1, 2, 5, 14, 50, \dots$. No new edges can be added without violating planarity. All the other graph members in our list, for the same given n , can now be manually constructed by removing edges, one by one. In doing so, however, one has to be careful (i) To maintain

graph connectedness, and (ii) To create no holes, in the chordal sense explained earlier. The edge removal process divides the various n -graphs into $\{n, k\}$ sub-categories for $k = 0, 1, \dots, 2n-5$, with $\sum_k g(n, k) = g(n)$. For example, $g(5, k) = 1, 1, 3, 3, 3, 3$ for $k = 0, 1, \dots, 5$, respectively, with $\sum_k g(5, k) = 14$. The number of edges and faces in the $\{n, k\}$ -level is $e = 3n - 6 - k$ and $f = 2n - 4 - k$, respectively. This leaves the physically allowed graphs to have only triangles and trees as their inner building blocks, an important observation for enumeration purposes.

As anticipated, the asymptotic enumeration of our simple, connected, undirected, unlabelled, planar, chordal graphs is of the generic form

$$g(n) \simeq \alpha n^{-\frac{5}{2}} \gamma^n. \quad (11)$$

The exact value of the graph growth constant γ has not been calculated yet. However, strict bounds on γ do exist, an upper bound as well as a lower bound (see below). The factor $n^{-5/2}$ deserves special attention. It is notably different from the analogous factor of $n^{-7/2}$ (see Eq.8,10) which characterizes planar but not necessarily chordal graph enumeration, to be regarded [16] as a direct consequence of the triangle/tree composition of the graphs involved. For comparison, had we dealt with rooted tree graphs, we would have obtained $n^{-3/2}$. Note in passing that graph enumeration is genus dependent. Had the horizon been genus- g , the counting function $g(n)$ would have been slightly modified [17]

$$g(n) \simeq \alpha n^{\frac{5(g-1)}{2}} \gamma^n. \quad (12)$$

The situation gets even trickier in case the topology includes an S^1 factor whose chirality (clockwise and anti-clockwise directions) opens the door for directed graphs.

Black Hole Entropy

Altogether, the semi-classical large- n asymptotic expansion of the corresponding Boltzmann entropy Eq.(6) is then given by

$$S_{BH}(n) = k_B(n \log \gamma - \frac{5}{2} \log n + \dots) \quad (13)$$

Appreciating the linear- n behavior of the leading term, the connection with Bekenstein-Hawking formula Eq.(1) can be finally established provided one identifies

$$\eta = 4 \log \gamma. \quad (14)$$

Note in passing that in our case, unlike in the Bekenstein-Mukhanov model, there is a priori no need for γ to be an integer. It is by no means trivial that the exact size of the horizon unit area, considered to be a purely (quantum gravitational) geometrical feature, gets fixed by means of graph theory. In the present model, the latter conclusion is rooted in the assumption that the fundamental horizon unit areas are locally indistinguishable from each other,

an assumption which is translated into unlabelled rather than labelled graphs. This is a critical point. Had we dealt with labelled graphs, we would have faced the disastrous behavior $\log g_l(n) \simeq n \log n$, and never recover the Bekenstein-Hawking limit.

At this stage, the exact value of the graph growth constant γ , crucial for fixing the Planck area unit Eq.(2), is only known to lie in the range

$$9.48 < \gamma < 30.06 \implies 8.98 < \eta < 13.61. \quad (15)$$

It is an order of magnitude larger than the popular values of $\gamma = 2, 3, 4$ which we meet in Bekenstein-Mukhanov inspired models. The lower bound [20] reflects the fact that our graphs contain all unlabelled triangulations as a subset. Smaller subsets include the pure trees ($\gamma = 2.96$), triangulated outerplanar ($\gamma = 4$), and Apollonian graphs ($\gamma = 6.75$). The recently updated upper bound [19] comes from counting unlabeled planar graphs.

The emergence of the logarithmic term in the entropy expression Eq.(13) is an integral part of our model, and not a consequence of further input. Its coefficient $\beta = -\frac{5}{2}$ is not only γ -independent, but most importantly it is negative. It automatically carries the vital minus sign which allows us to make contact with a variety of field theoretical calculations. With the Cardy formula [21] serving as a light to guide the way, first-order corrections to the Bekenstein-Hawking entropy have been calculated [22–24]. Despite very different physical assumptions, these corrections seem to predominantly lead to $\beta = -\frac{3}{2}$. Interestingly, the latter value would have emerged had our graphs been rooted trees (but they are not).

Exact solution (2+1 dimensions)

By construction, our model has been exclusively designed for a 3+1 dimensional spacetime, for which the black hole horizon is 2-dimensional and has genus 0. Once an extra dimension is introduced, and the horizon becomes a 3-dimensional surface (S^3 or $S^2 \otimes S^1$), tetrahedra replace the triangles, the planarity of the graphs is gone, and their chordality, at least in the way defined, calls for a non trivial generalization.

On the other side, our model as is would naively and wrongly suggest $g(n) = 1$ for a 2+1 dimensional black hole [25], corresponding to tiling the now circular horizon with n equal-length unlabelled undirected arcs. The flexible shape unit areas previously introduced have been replaced now by firm unit arcs. We are thus after a missing global ingredient, characteristic to the S^1 topology, but such that does not have an S^2 analogue, and would similarly allow for topologically distinct black hole microstates. Indeed, the topology of a circle naturally allows for clockwise (L) and anti-clockwise (R) directions, a tenable feature that can be straight forwardly translated into equal-length unlabelled yet directed (arrow carrying) Planck unit arcs. From the combinatorial point

of view, we are dealing then with a necklace of length $n = n_L + n_R$, composed of two types of colored beads, L -beads = \circ and R -beads = \bullet (beads of the same color are not differently labeled), respectively. Consistent with our topological approach, one cannot locally tell L from R (chiralities, unlike colors, do interchange once a necklace is flipped over). In other words, a discrete $L \leftrightarrow R$ symmetry applies (for example, $LLLR = RRRL$ should not be counted twice), as manifested in Fig.(4).





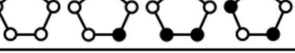
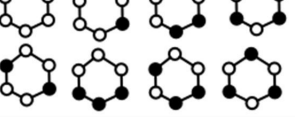
$g(1)=1$	
$g(2)=2$	
$g(3)=2$	
$g(4)=4$	
$g(5)=4$	
$g(6)=8$	

FIG. 4: The integer sequence OEIS A000011: In 2+1 dimensions, graphs representing topologically distinct black hole microstates are free necklaces subject to a discrete $\circ \leftrightarrow \bullet$ symmetry, where $\circ = L$ -bead and $\bullet = R$ -bead. Each bead stands for a directed Planck unit arc.

Counting the number $g(n)$ of topologically distinct necklaces is carried out using Polya's generating function method [11]. The main technical point is to prevent over counting of topologically equivalent configurations. Hence, a central role in the calculation is played by the discrete symmetries (its elements can be represented by permutations) of the n -polygon. Owing to these symmetries, the total number $g(n)$ of necklaces, that is

$$g(n) = 1, 2, 2, 4, 4, 8, 9, 18, 23, 44, \dots \quad (16)$$

specified by the integer sequence OEIS A000011, must be a function of all $\nu(n)$ divisors d_i of n . While the basic formula, for c colors ($c = 2$ in our case) is available [26]

$$N_n(c) = \frac{1}{2n} \sum_{i=1}^{\nu(n)} \phi(d_i) c^{\frac{n}{d_i}} + \begin{cases} \frac{1}{2} c^{\frac{n+1}{2}} & n \text{ odd} \\ \frac{1}{4} (1+c) c^{\frac{n}{2}} & n \text{ even} \end{cases} \quad (17)$$

it has to be non-trivially adjusted to accommodate the $L \leftrightarrow R$ symmetry imposed. Eq.(17) splits between n -odd and n -even, and introduces Euler's Totient function $\phi(n)$ [27] (the number of integers $\leq n$ that are relatively primes to n).

The special case $n = \text{odd prime}$, whose highlights we now discuss in detail, is the simplest (no need to calculate for each prime number individually) most pedagogical case. The associated point symmetry is the dihedral group D_n . It consists of $2n$ elements: $\phi(1) = 1$ unity, $\phi(n) = (n-1)$ rotations, and n reflections. These numbers $\{1, (n-1), n\}$, whose sum $2n$ matches the order of the group, then enter as coefficients into the cycle index of the group D_n , namely

$$Z[D_n] = \frac{1}{2n} \left(1f_1^n + (n-1)f_n^1 + nf_1^1 f_2^{\frac{n-1}{2}} \right) \quad (18)$$

Following Polya, we now substitute $f_p(L, R) = L^p + R^p$ to arrive at the correct generating function $P_n(L, R)$. The coefficient of the $L^p R^{n-p}$ term ($p = 0, 1, \dots, n$) in the polynomial expansion is identified as the number of necklaces consisting of p L -beads and $(n-p)$ R -beads. From here the way to $g(n)$ is already paved, to be specific $g(n) = \frac{1}{2} P_n(1, 1) = \frac{1}{2} N_n(2)$, with the factor $\frac{1}{2}$ reflecting the underlying $L \leftrightarrow R$ symmetry. Altogether, we derive an exact entropy formula for a quantum black hole in 2+1 dimensions whose circular horizon is tiled by an odd prime number n of directed Planck unit arcs

$$S_{BH}(n) = k_B \log \left(\frac{1}{2n} \left(2^{n-1} + n2^{\frac{n-1}{2}} + n - 1 \right) \right) \quad (19)$$

The generalization, for an arbitrary integer n , reads

$$S_{BH}(n) = k_B \log \left(\frac{1}{4n} \sum_{i=1}^{\nu(n)} \phi(2d_i) 2^{\frac{n}{d_i}} + 2^{\lfloor \frac{n-2}{2} \rfloor} \right) \quad (20)$$

with $[x]$ denoting the floor function. At the semi-classical (large n) limit, we once again recover Eq.(1), with the bonus being the original Bekenstein-Mukhanov coefficient. And typical to our model, it is automatically accompanied by a logarithmic term, characterized in this case by the -1 coefficient

$$S_{BH}(n) \simeq k_B (n \log 2 - \log n - 2 \log 2 + \dots) \quad (21)$$

The asymptotic behavior holds for every integer n , not just for primes, because the leading contribution to $P_n(L, R)$ always comes from the $\frac{1}{2n} f_1^n$ term (associated with the largest divisor n).

It is interesting to further study the deviation from the Bekenstein-Hawking limit, in particular for small n , by plotting $\Delta S_n = S_{n+1} - S_n$, the amount of entropy added by increasing the number of Planck arcs by one unit. The plot splits into two branches, even- n and odd- n respectively. As n increases, the two branched merge to share a common asymptotic behavior Eq.(21).

Epilogue

Identifying and counting the elusive black hole microstates has been and still is an open challenge in theoretical physics. Counter intuitively, while invoking the

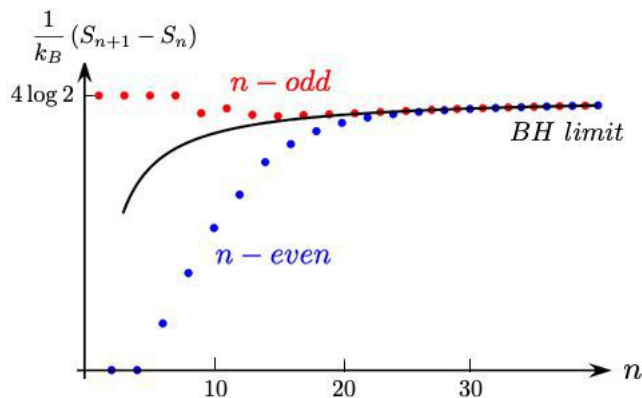


FIG. 5: The entropy increment ΔS per $\Delta n = 1$ is plotted as a function of the number n of Planck unit arcs which tile the circular horizon. Note the number theoretical Polya bifurcation into two branches, n -even (blue) and n -odd (red) respectively, sharing a common asymptotic limit (solid curve).

familiar ingredient of a fundamental Planck unit area, each such individual unit does not play any local role in our model. In fact, all Planck areas tiling the horizon are collectively involved in what can be described as a global realization of the 'It from Bit' phrase, with the topologically distinct configurations resembling or even identified as the black hole microstates. This opens the door for graph theory as well as number theory (with the focus on Polya theorem) to enter the field of black hole physics. It remains to be seen, however, if this triple marriage will be long lasting, hopefully under the auspices of the would be quantum gravity, or else just another brick on the universal complex network [28] wall.

Acknowledgments

I cordially thank Marc Noy (for helpful comments regarding the critical exponent problem, and for substantiating the structure of the asymptotic enumeration formula), Cyril Gavaille (for useful comments on triangulations, outerplanar, and Apollonian graphs), Falk Hüffner (for updating the OEIS A243787 integer sequence using the TinyGraph software), and Shahar Hod (for a few critical comments). Special thanks to Judy Kupferman for her comments and help in reorganizing the paper.

* Electronic address: davidson@bgu.ac.il; URL: <https://physics.bgu.ac.il/~davidson>

- [1] J.D. Bekenstein, Lett. Nuovo Cimento 4, 737 (1972); J.D. Bekenstein, Phys. Rev. D7, 2333 (1973); S.W. Hawking, Comm. Math. Phys. 43, 199 (1975).
- [2] A. Strominger and C. Vafa, Phys. Lett. B379, 99 (1996); S.D. Mathure, Fortschr. Phys. 53, 793 (2005); A. Sen, Gen. Rel. Grav. 46, 1711 (2014).

- [3] A. Ashtekar, J. Baez, A. Corichi and K. Krasnov Phys. Rev. Lett. 80, 904 (1998); A. Ghosh, K. Noui and A. Perez, Phys. Rev. D89, 084069 (2014); A. Perez, Rep. Prog. Phys. 80, 126901 (2017).
- [4] J. M. Maldacena, Theor. Phys. 38, 1113 (1999); S.S. Gubser, I.R. Klebanov and A.M. Polyakov, Phys. Lett. B428, 105 (1998); E. Witten, Adv. Theor. Math. Phys. 2, 253 (1998).
- [5] J. Maldacena, *J. Bekenstein memorial volume*, Eds. L. Brink, V. Mukhanov, E. Rabinovici and K.K. Phua (World Scientific, 2019), arXiv:1810.11492[hep-th].
- [6] J.D. Bekenstein, Phys. Rev. D9, 3292 (1974).
- [7] J.D. Bekenstein and V.F. Mukhanov, Phys. Lett. B360, 7 (1995).
- [8] S. Hod, Phys. Rev. Lett. 81, 4293 (1998); I.B. Khriplovich, Phys. Lett. B431, 19 (1998); G. Gour, Phys. Rev. D66, 104022 (2002); O. Dreyer, Phys. Rev. Lett. 90, 081301 (2003); M. Maggiore, Phys. Rev. 100, 141301 (2008); G. Dvali and C. Gomez, Fortschr. Phys. 59, 579 (2011); A. Davidson, IJMPD 23, 1450041 (2014); D. Oriti, D. Pranzetti and L. Sindoni, Phys. Rev. Lett. 116, 211301 (2016); V.F. Foit and M. Kleban, Class. Quant. Grav. 36, 035006 (2019).
- [9] J. Wheeler, Proc. 3rd Int. Symp. on *Foundations of Quantum Mechanics* p.354 (Tokyo, 1989).
- [10] G. 't Hooft, in *Salam Festschrift*, eds. A. Aly, J. Ellis and S. Randjbar Daemi (World Scientific, 1993); L. Susskind, J. Math. Phys. 36, 6377 (1995).
- [11] G. Polya, Acta Math. 68, 145 (1937); N. L. Biggs, *Discrete Mathematics*, (Oxford University Press, 1994).
- [12] S. W. Hawking, Commun. Math. Phys. 25, 152 (1972).
- [13] <https://github.com/falk-hueffner/tinygraph>.
- [14] C. McDiarmid, A. Steger, and D. J.A. Welsh, J. Combin. Theory Ser-B 93, 187 (2005).
- [15] O. Gimenez and M. Noy, J. Amer. Math. Soc. 22, 309 (2009).
- [16] M. Bodirsky, E. Fusy, M. Kang and S. Vigerske, Elect. Jour. of Combin. 14, R66 (2007).
- [17] G. Chapuy, E. Fusy, O. Gimenez, B. Mohar and M. Noy, J. Combin. Theory Ser-A 118, 748 (2011).
- [18] A. Denise, M. Vasconcellos, and D. J.A. Welsh, Congr. Numer. 113, 61 (1996).
- [19] N. Bonichon, C. Gavaille, N. Hanusse, D. Poulalhon, and G. Schaeffer, Graphs and Combin. 22,185 (2006).
- [20] W.T. Tutte, Canad. J. Math 14, 21 (1962).
- [21] J.L. Cardy, Nucl. Phys. B270, 186 (1986).
- [22] S. Carlip, Class. Quant. Grav. 17, 4175 (2000).
- [23] R.K. Kaul and P. Majumdar, Phys. Rev. Lett. 84, 5255 (2000); A. Chatterjee and P. Majumdar, Phys. Rev. Lett. 92, 141301 (2004); C. Kiefer and G. Kolland, Gen. Rel. Grav. 40, 1327 (2008).
- [24] E.R. Livine and D.R. Terno, Nucl. Phys. B741, 131 (2006); A. Corichi, J. Diaz-Polo and E. Fernandez-Borja, Phys. Rev. Lett. 98, 181301 (2007); E. Bianchi, Class. Quant. Grav. 28, 114006 (2011).
- [25] M. Banados, C. Teitelboim and J. Zanelli, Phys. Rev. Lett. 69, 1849 (1992).
- [26] <http://mathworld.wolfram.com/Necklace.html>
- [27] <http://mathworld.wolfram.com/TotientFunction.html>
- [28] G. Bianconi and A.L. Barabasi, Phys. Rev. Lett. 86, 5632 (2001).