

Koalja: from Data Plumbing to Smart Workspaces in the Extended Cloud

Mark Burgess and Ewout Prangma

Aljabr Inc

Abstract—Koalja describes a generalized data wiring or ‘pipeline’ platform, built on top of Kubernetes, for plugin user code. Koalja makes the Kubernetes underlay transparent to users (for a ‘serverless’ experience), and offers a breadboarding experience for development of data sharing circuitry, to commoditize its gradual promotion to a production system, with a minimum of infrastructure knowledge. Enterprise grade metadata are captured as data payloads flow through the circuitry, allowing full tracing of provenance and forensic reconstruction of transactional processes, down to the versions of software that led to each outcome. Koalja attends to optimizations for avoiding unwanted processing and transportation of data, that are rapidly becoming sustainability imperatives. Thus one can minimize energy expenditure and waste, and design with scaling in mind, especially with regard to edge computing, to accommodate an Internet of Things, Network Function Virtualization, and more.

I. INTRODUCTION

In this paper, we propose a revision of the concept of data pipelines for modernizing and commoditizing the availability of data processing. There have been many approaches to data processing, from punch cards to custom chips. In the days of early monolithic computers, we thought of data processing as a simple flowchart execution—a serial approximation to reasoning based on simple machine instructions. Decades of rethinking processing, driven by the limitations of memory and CPU led to versions of parallelism, including the use of client-server and Map-Reduce methods—and the technological ground beneath the computation has shifted constantly as the economics of resources evolved.

Data pipelines emerged as the idea of software production lines and delivery pipelines became the favoured metaphor, and attention shifted back to a serial feed-forward model of Distributed Acyclic Graphs (DAG). The pure DAG delivery model is quite convenient from an infrastructure point of view, as it makes the separation of computation from connectivity simple, but it is correspondingly simplistic. Modern processing requires loops and feedback to perform non-trivial tasks, and feedback implies that flow-control be *data aware*.

Directed Cyclic Graphs (DCG), i.e. flowcharts or Petri Nets [1] are back in vogue, because they are suitable for general data processing. Moreover, the more interactive client-service model remains an integral

and important approach for farming out function calls (subroutine) to query databases. This pushes complexity back onto the user—and the standard approach has been to assume ever greater programming skills of end-users, to the point where we’ve almost shifted to writing tools for an assumed army of developers.

We shall not give a complete history or exhaustive list of approaches to data processing here, as our goal is to find a path to ‘universality’ or commoditization. The tool space for data processing is vast, and variegated, from simple tools like ‘cron’ and ‘make’ to simple-minded tools like Airflow that treat processing as a series of scheduled tasks without being ‘data aware’. Some recent references can be found here [2]–[7].

Our work builds on the observations of Maymounkov [8], and his prototype Koji and the Ko language. His work was a reaction to the ad hoc approaches to managing jobs, with tools insufficient to the task, at Google. Although an improvement on existing tools, Koji was still basically developer-oriented, not user friendly without expertise, and thus we have sought to extend the concepts to absorb more of the infrastructure tasks and data-awareness into the platform itself. We can make a generic and somewhat sweeping generalization to claim that most cloud technology today has been designed to engage programmers (developers) and make it easy for them, on a completely generic API level, rather than make it accessible for end users. This leads to a proliferation of vertically optimized third party tools for enabling very specific tasks in ad hoc ways; these are forced to implement solutions to a lot of common issues. Our approach is target those key issues and design a layer on top of Kubernetes (which was designed principally for stateless services) so that these third party tools can build on top of an extended set of services, and even monetize more easily by customization of data wiring and reporting.

II. COMMODITIZATION

Our goal is to render the experience of collecting and processing data extremely simple—seeking to balance generality (where no one is happy with a platform) against specialization (in which services are insufficient for all), with a compromise in favour of flexible simplicity over functionality. Thus, we describe an approach to building data as generalized

circuitry, analogous to electrical circuitry, in which components are plugin containers for user code, and wires are scalable data pipelines.

We start with an approach to describing the wiring principles, with recognizable data pipelines; then we describe how to turn pipes into generalized plumbing that can disappear behind the infrastructure wall of an organization. Finally we discuss how this smart data plumbing can be added to a collaborative environment and turned into a commodity service that we call Workspaces [9], that integrates what we currently refer to as Cloud and Internet of Things as a seamless Extended Cloud.

Amongst the challenges of moving data processing into the cloud, there is the issue of scaling from large to small, and the relative cost ratio between cost of processing and cost of infrastructure. The situation of source data and processing tasks can span a wide area: current cloud providers are not always even in the same country as users, so data may have to be transported all the way from an expanding user surface, at ‘the edge’ of the cloud, to heavily centralized systems with heavyweight resources in datacentres, and perhaps even back again. This is a recipe for unnecessary latency and cost—wasteful and unsustainable. Finally, improvements in the software development model, involving the containerization of software, also feed into a remodelling of infrastructure design. These factors drive us to reconsider the problem with new constraints.

The question then is: how can we make Wide Area Data Availability and Processing more accessible to users, without requiring an army of programmers to couple together fractious tool sets in ad hoc ways in order to support even the simplest operational requirements? We propose a straightforward renormalization of the layers that underpin data processing to reposition the platforms from being developer oriented to being user oriented. We dare to claim that the model can survive shifts in technology, but that might be optimistic. We have chosen to propose a proof of concept based on the popular Kubernetes platform layer. Kubernetes is not really a complete platform for anything, but it serves as a useful *lingua franca* for cloud deployments, across different operating systems and provides.

III. KOALJA

Our implementation, called Koalja¹, realizes a number of services on top of Kubernetes that extend its model of stateless service pods into stateful data circuitry. Kubernetes implements a layer of resource management that is essential to any virtual platform for data circuitry. It would be meaningless to implement those services, especially given the popularity of Kubernetes.

¹It was tempting to call it Kojira, in the spirit of renaming everything Go* into Ko*, but the obvious translation in Kodzilla sounded fishy.

A. Design promises

Two goals stand out in the design:

- Make the entire cloud become transparent.
- Add enterprise-grade process observability and traceability.

We refer to the model of observational measurement discussed in [10], [11], that harks back to policy compliance and anomaly detection methods pioneered by CFEngine [12], and has since been extended for tracing in fully distributed systems on a variety of timescales.

If we scratch just below the surface, the key user cases for data processing are surprisingly straightforward:

- Data replication and distribution (trivial tasks).
- Aggregating data (summaries) from multiple sources, often in different regions, respecting legal and political boundaries, triggered by arrival notifications.
- Handling aggregation where data come in at different rates from different sources.
- Calculating matrix operations for rendering graphics, spreadsheets, and so on.
- Continuous delivery pipelines (such as software builds), triggered by policy.

There are several issues to chew on here, but the key differences lie in the different scales for data size and inter-arrival time. It will initially be difficult to shift industry users out of a ‘brand’ mentality (one tool for one concern), e.g. Jenkins is The Tool for software builds, and Kafka is The Tool for data aggregation. Indeed, each of these tools has characteristics that are adapted to special tasks. Our aim is to build a skeleton frame into which one could graft these major organs, or replace them with custom solutions, with a minimum of programming effort (though, clearly the more one tries to shoehorn in a special solution, the more workarounds will be required). Adaptation to different user cases becomes a matter for policy and automated adaptation. The key factors that choose policy are the timescales of the processes.

- How fast are observable data changing?
- What is the distribution of inter-arrival times (what sampling rate)?
- How fast a response is needed?
- How much buffering and collection of data before processing?

These are straightforward elements of queueing and—given the freedoms of cloud services—can be adapted to without building multiple software projects.

It will take some time to move people away from their traditional thinking patterns—on the other hand,

we are in the midst of this revolution of thinking, from virtual machines, to containers, to serverless models, and so on. Some rationalization will be welcome, as the explosion of APIs and snowballing of complexity associated with it becomes a significant cost. For example, industry norms currently try to distinguish between streaming and batch processing. We do make any such distinction, but rather provide policies for managing appropriate timescales.

B. Trigger modes

The high level promises that support this basic set are:

- Platform transparency: no reference should ever be made to Kubernetes or any other platform in the description of processes. Users should only need to know their own code, with some rules about how data get dropped off between tasks.
- Transparency of operation: users should be able to trace the passage and outcomes on an intentional level, like any other debugging platform, without having to tap into low level wire traffic using proxies like Istio.
- Tasks should be freely locatable in any region, with transparent interconnection between Kubernetes deployments.

These promises sound straightforward, but they go against the design principles of Kubernetes in a number of ways. Kubernetes was not designed with an extended cloud in mind; nonetheless, it is probably the best current tool for the job.

The aim is also to support processing which is triggered by conditions on either end of the pipeline:

- A ‘make’ model, in which a request for the target at the logical output end of the pipes triggers a hierarchical rebuild of dependencies ‘backwards’, recursively.
- A ‘reactive’ model, in which events arriving at the logical input end of the pipes triggers when data are pushed into the source end of the circuitry (driving computation downstream).

These two cases sound orthogonal but they are not, as long as the causal messaging channel is independent of the data flow itself. In all cases, whether superficially push or pull on a large scale, tasks poll or sample some kind of sensor for changes. Currently, it is usual to build different systems to handle these cases (figure 1), but we feel this situation can be rationalized to reduce and manage complexity.

The basic architectural elements of a Koalja deployment are thus:

- Tasks, where users plug in their code for processing.
- Links, that connect tasks and provide notifications.

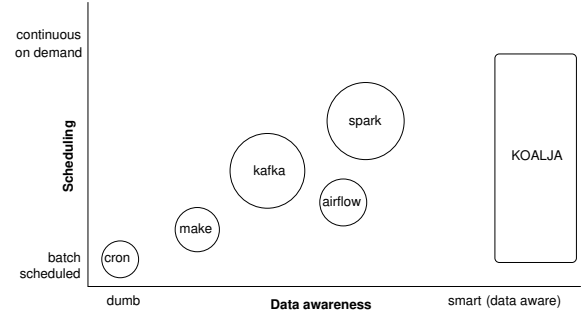


Fig. 1: A skeletal classification of data pipe processing.

- Storage where actual data batches can be kept and cached for possible re-use, in all intermediate stages (as with a Makefile process).
- A pipeline manager that handles registration of processes, scheduling of work and assembly of metadata.

C. Traceability

On the tracing side, there are three kinds of story we want to be able to tell about data processing (figure 2):

- 1) The data traveller log of each transacted data packet or artifact, i.e. What a travelling data packet experiences along its journey, which software version processed it and in what order? This is vital to diagnosing design flaws, errors, and faults in the outcomes, and for tracing issues back to their sources.
- 2) The checkpoint visitor log, as experienced by the user code; which data packets and events passed through the checkpoint, and when. What was done to them?
- 3) Finally the long term design map that explains the intended relationships between the component elements and concepts involved in the business process. This includes the topology of checkpoints and what promises they make, the kinds of data passed between them, significant anomalies, and so forth. We include both the semantics of the data, software, and invariant qualities within the system’s horizon.

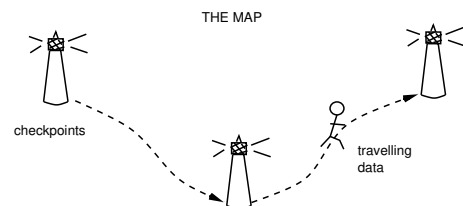


Fig. 2: 3 Views. Travelling passport documents, versus logs of entry and exit from a checkpoint, versus the map of checkpoints and routes.

D. Melding pipelines with an exterior service model

The elephant in the cloud regarding data pipelines is that a classical pipeline model all but ignores the most obvious network paradigm of all: the client-server model. The bulk of interactions on the Internet use this basic paradigm for communicating. Indeed, the tasks in a pipeline, each hosted on different containers, uses this paradigm to pass data and messages between them (see figure 3).

The main difference between a pipeline abstraction and a client-server abstraction is that, in a pipeline, every service becomes a client of the next service in line; i.e. results are labelled ‘pass it along’ rather than ‘return to sender’². Such is the separation of concerns in a modern systems (even before the advent of microservices) that client-server interactions for address lookups, database queries, and more, are an essential ingredient in every data pipeline too. To be clear, the effect of these lookups can be critical on the outcome of a pipeline. A sudden change of address or database revision might alter the course of pipeline artifacts radically. So it is very much in the interests of forensic traceability to incorporate knowledge of these lookups into a pipeline process. However, usually these lookups take place within user code—invisible and opaque. A solution to this issue is to include them as *implicit connections* in a pipeline description.

What forensic details do we want? We begin with the following list:

- which changes triggered the recomputation?
- Which versions were involved in recomputation?
- If data were read from a mutable external source, say DNS, cache the response for forensic traceability.

E. Data arrival policy

A pipeline is a collection of tasks, some of which collect data, some of which emit data, and some of which process data. Data are passed along ‘links’, which sit logically between tasks. Along the way, some tasks may employ services that are formally out of band of the pipeline.

From a Promise Theory perspective, no data can be imposed on such a design. Data are intentionally sampled by the edge nodes (even files dropped into an in-tray, pulled from a database or made available for sampling by a sensor). These samples can be promised to the next task in some intermediate format.

- The usual format will be a dumb queue of values (First Come First Served).
- Another common format is an intermediate database case, where data get dropped off into a reservoir, and can be tapped or resampled by the next stage of the pipeline, blurring

the distinction between pipeline and client-service. This enables flows with different kinds of semantics, but should not be abused (e.g. to generate huge ‘landfills’ of entropy that cost enormous amounts of processing to, such as datalakes). Timeseries databases and tools like Kafka can avoid loss of crucial causal ordering information.

Data inserted into such intermediate databases can be sampled by the link agents which connect tasks, by making them ‘smart’, and the pipeline manager remains responsible for scheduling work. When no work is arriving, resources can be scaled down to zero as long as cache is not lost.

An obvious parallel is the apparent different between publish-subscribe (pull-based processing) and imposition queues (push based processing) such as is used for notifications. The proliferation of mobile devices has more or less settled the debate about the virtues of push and pull.

F. Publish-subscribe for distributed scaling

In a data pipeline, whether we call it pushed, sampled, streamed, or batch-oriented, data are passed in batches of some characteristic size to each process in sequence. The connected graph of tasks forms a sparse square matrix D_{ab} , where a, b run over the different numbered task nodes. The size of data entering at each stage a and wire link leading to ℓ , $D_{\ell a}$, is usually different from the data leaving along different wires leading to the agents $D_{a\ell'}$.

In order to scale data transfers of small or large size, over long distances, and with high latencies, we look to a publish-subscribe (pull) model for data handovers, with a separate side channel for instant messaging. The advantage of this approach is that notification messages can be pushed into a queue with predictable consequences, and without unnecessary replication of data in the case where the same data need to be passed to different forward branches.

The storage problem is particularly difficult (see next section), because one has a priori little idea of the underlying physical constraints of the cloud infrastructure. The capacity of the physical network may limit or enable the transport of data in bulk. The critical ratio:

$$\rho = \frac{\text{Average latency of internal storage}}{\text{Average latency of network storage}} \quad (1)$$

determines whether it is more rational to rely on local storage copies or to load data from a remote service. This is utterly dependent on the infrastructure choices underlying a particular local region of cloud processing—information which is not available to a platform to make an informed decision. We therefore have to bet on contingencies. Given the improvements in network speeds, versus increases in on-board latency, we choose to place our money on the network attached storage, assuming that cloud infrastructure will manage this as a private channel (independent

²The problem of end to end delivery can be broken down into local client-server interactions (see [13]).

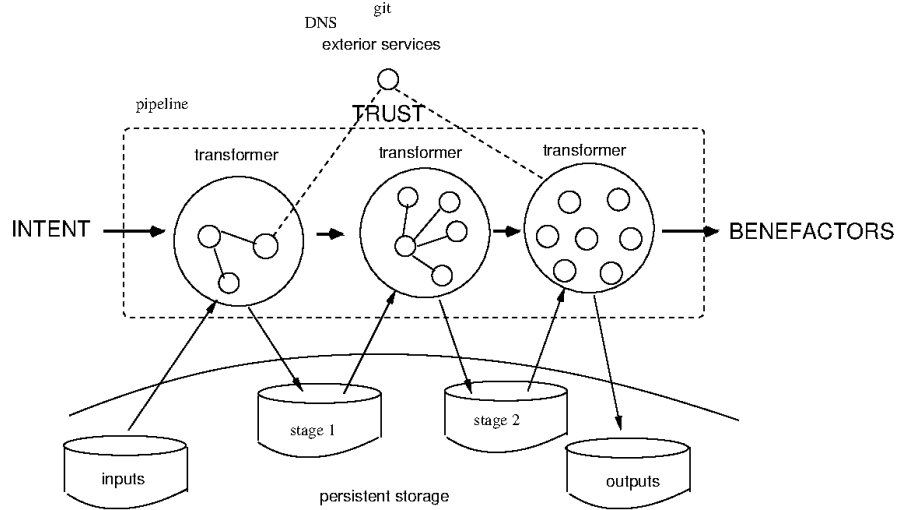


Fig. 3: A pipeline is formed from ‘data wiring’ that forms sequences passing data between transformations supplied by user code. These transformations may rely on exterior services, and the certainly rely on external storage.

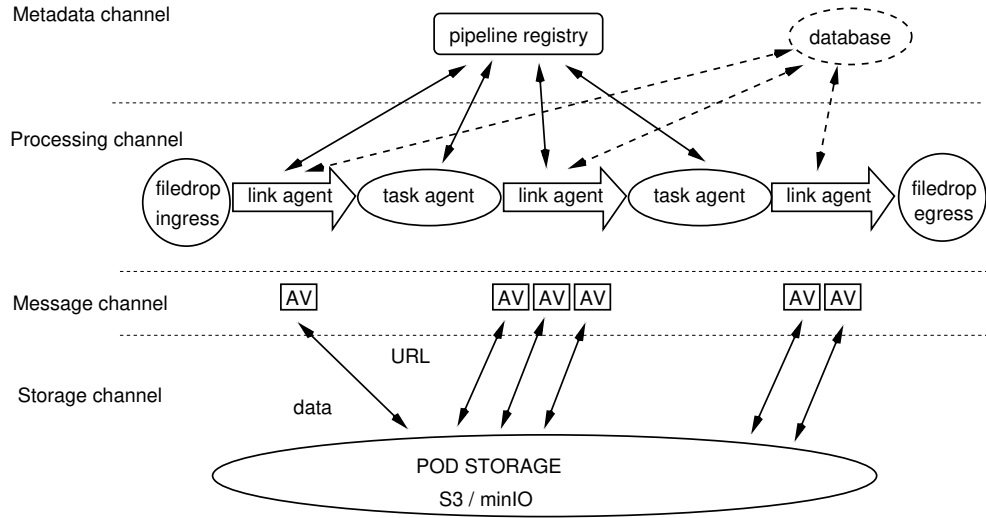


Fig. 4: Architectural elements of Koalja, showing the three main kind of agent: tasks, links, and the pipeline registry.

of the channels used for web traffic and interprocess communication).

This simplifies the decision about where to store data within a homogeneous region of cloud infrastructure, like a datacentre, but it still leaves open what to do about regional network deficiencies. Again, we opt to bet on the pace of network infrastructure improvements, combined with a principle of lazy evaluation—to never transport data that don’t need to be transported. Some may question this, as it is commonly interpreted to mean that it is both free and easy to push all data from into the major cloud datacentres. This is not our conclusion. A device at the edge of the network may produce Terabytes of data in a few hours, most of which are junk and thus have no business travelling outside the immediate local context in which they were produced.

The natural choices for a commoditized approach are to limit wide area contention by storing data as

close to their source (and the context in which they are relevant) as possible. Summarization, statistical analysis, compression, and contextualized trending at the edge, can be used to reduce the dimension of data prior to centralization, where necessary.

Apart from nodes at the user-facing edge of the cloud (where first input, file drop and sampling take place), each smart task will sample data from its own inputs, and passed them along the smart link that connects it. Let’s say there are inputs from three different sources—a tuple (a,b,c). A tuple is not actual data, but URI references to data, and other metadata.

We want to know when the task should be able to see a data tuple. The task will try to read from the pseudo-stream, with a ‘get’ operation. But it wants to know if there is anything new on the channels. If there are new data, they can be tested. If there is an arrival rate mismatch between the different channels, the tuples will change a lot in some values, but not

others. The users can choose what smart link / task behaviour is desired. E.g. if either b or c changes, then trigger a new tuple in the stream of input events—otherwise don't. In other words, changes to a do not lead to a new event (only a change in the value of a reported).

Principle 1 (Separation of channels by timescale): A separate message notification channel for data arrivals may be used for updates that are slow in arrival time compared to the service time.

The timescale-aware approach to processing makes notifications useful when data arrive irregularly with intervals longer than the time for infrastructure changes. This avoids inefficient sampling of queues that are inactive. Conversely, messaging is an overhead when arrivals are frequent, on a shorter timescale than the time for infrastructure changes.

Principle 2 (Local caching close to dependents): Data that are chosen to be passed down the line to the next dependent task, will be cached local to the dependent task, for a policy determined length of time, if the intermediate result is combined with others. This facilitates later recomputation in the case when partial re-computations may be desirable.

There is less reason to cache intermediate results that are not combined with other data, but we have to remember that the data are not the only 'arrivals' that can trigger recomputation. A change of software version may necessitate the recomputation of a result because it was wrong. In the case of big data batches, the cost of recomputation along the entire pipeline may be significant and avoidable with a decent caching strategy. A suitable default behaviour could be to cache everything, but to purge the caches at different rates depending on the risk of recomputation, for instance. This is a matter for policy.

G. Storage, near and far

Intermediate data, passed along between task stages in a pipeline need to be stored in an expedient location under the control of the pipeline manager. Inside a datacentre, data and notifications about data are normally separated into separate network channels (a storage network and a data network, with independent capacity). This allows data to be passed between containers 'out of band' of the application, without contending with other applications, by employing dual channels for storage. Kubernetes plays a role here in scheduling related tasks in local rackspace, so that traffic sharing routes are as isolated as possible (e.g. assuming a Clos architecture). When pipelines are federated across WAN connections, data transfers will share the network capacity of the application, and thus compete. Our design principle is to regard the cost of messaging (by Annotated Value) to be negligible.

Even in a datacentre, storage attachment within a containerized cloud is not a trivial problem. Host machines have their own storage, connected by an interior processor bus. In addition, they have the possibility of mounting or accessing network storage

over a typically faster fibre channel network. As kernel semantics are handed down through layer upon layer of virtualization, the latency for mounting filesystems quickly becomes longer than the expected runtime of the container itself, which suggests the use of object storage (S3, MinIO, etc). To combat this, one can try to mount storage on the more persistent shared hosts³, and have some kind of manager on top. An alternative to the use of a filesystem, with its intrusive kernel modules is to use network object storage, such as Amazon's S3, and its open source clones (MinIO [14] etc). We have tried both approaches during testing.

The quantities of data involved in some processes ('big data') mean that one wishes to avoid transporting and buffering data bundles as far as possible. Given the expected proliferation of the cloud, all the way out to the 'edge' of user space, it's often more expedient to move data processing tasks than to move data. Or rather, while the bulk of processing capacity is currently only accessible in the centralized datacentres of the cloud, we expect this situation to be completely rewritten in the future—there is a wealth of processing capability that's mostly idle waiting to be harnessed at the user edge.

When data are passed to containers for execution, they need to be packaged in a size that can fit into local RAM (or at least local storage), and therefore each active set for a container execution could also be cached on local media, while larger source material may be kept more permanently on object storage, and pointed to by a suitable URI for access on demand.

This 'smart' transport avoidance can't be entirely handled by the platform—at least, not until significant knowledge about locations and connectivity is available to the Koalja platform. For now, users designing their processes also need to design them to avoid transportation of unnecessary data⁴. However, in lieu of some automated decision-making, we can encourage the proper use of scaling principles to reduce costs, by making use of storage at the edge of the network. To avoid a conflict of interest, for cloud providers, we expect cloud providers will simply buy edge processing in homes and workplaces and run it as part of an Extended Cloud. Then there is no excuse for not optimizing. This is not just 'nice to have', it is rapidly becoming a global sustainability imperative.

H. User experience

The cloud is still much too hard for users. If a vision of utility computing is being able to turn on a tap, or ask a home assistant to dim the lights, then cloud computing is still at the level of having to build a bridge across a chasm to fetch water from the local well. Clearly much has been done to rationalize waste

³In Kubernetes this may be handled as a daemonset to ensure that helper components are running on all machines.

⁴MB: when moving apartment it requires some discipline to throw away junk before moving. Too often, one carries all junk to a new apartment and then throws it away because I can't find a purpose for it at the new location. The lesson is that information is contextual. If you change context, you need to think about its relevance to avoid being taxed on it.

and simplify development, but little has been done to make cloud easy for business purpose.

To facilitate experimentation, we have been inspired by the breadboard model of electronics. A breadboard is a partially pre-wired patchboard into which components can be plugged, without soldering or permanent connection, because the connecting wires of components have standardized profiles. It enables very quick prototyping for trial and error, and results ultimately is a working layout that can form the basis for a more permanent solution. The analogue of a breadboard in a data processing environment can be enabled with basic connectivity services and a standardized plugin mechanism. Software containers act as an initial pluggable entity with standard size, and the connectivity layer can be supplied by Kubernetes, if one can solve the latent problems of storage and networking. One of the biggest headaches in cloud computing is the antiquated need to specific TCP/IP parameters, especially port numbers and maps between interior managed sub-services and the exterior promised services that form the *r'aison d'être*. Cloud platforms throw all of this complexity at users, making cloud services inaccessible to swathes of users who have no time or inclination to deal with such matters. These are all matters to dissolve into transparency.

Ignoring all aesthetic aspects of the user experience, which one would expect to tailor to local circumstances, we shall only focus on the task of simplifying the data fed to the infrastructure in order to define a process. One version of a description, that looks from the god's eye view of the topology is shown in figure 5. An alternative, from a local agent

[tfmodel]			
(in)	learn-tf	(model)	
(model)	server	(lookup implicit)	
(in[10/2])	convert	(json)	
(json, lookup implicit)	predict	(result)	

Fig. 5: A basic input language for describing process wiring.

perspective would look more like a Makefile, in which each agent lists the required dependencies it has been promised. The connection between these viewpoints is straightforward. Each matching promise of an output (+) is matched by the promise to consume it (-) on the end of a smart link [13].

Once we have a wiring diagram correctly connected using smart tasks/links, it can be turned into a Kubernetes implementation by Koalja. This may lead to a number of implementation decisions, some of which can be determined by policy settings.

I. 'Smart' Task Agents

Data processing requires computers to be scheduled and software to run the logic. Kubernetes schedules tasks as pods of containers that can be elastically scaled. In Koalja, these become part of a 'smart task'

service. It makes sense to wrap container execution in some basic policy-guided reasoning to avoid needless repetition of code, which is quite difficult for non-expert users to reproduce. One interpretation of this is as a more general realization of the concept of Network Function Virtualization (NFV) or Service Chaining promoted by networking bodies as a model of cloud services.

Not all data processing proceeds as a simple bucket chain. Manufacturing processes assemble parts from several supply chains, and the same is true on data processing. Similarly, some parts of a process involve calling upon services on demand, such as help from an operator, look-up of addresses, consulting with specialized recognition services which are trained by their own independent pipelines, weakly coupled. Smart tasks therefore arrange for data to arrive at user containers as sets of 'Annotated Values' (an internal representation of a single execution set, yet to be converted into a consumable form). The annotation refers to metadata used in tracking the artifact. The value is in fact a message that points to a storage location for the data, thus avoiding the need to send actual data through from link to link as a queue. The annotations include

- A unique identifier for forensic tracing.
- The source task that produced it as output.
- Pointers to the links and storage locations of the actual data.
- A local timestamp for the creation, which refers to the clock of the source agent.

Annotated values may arrive from more than one incoming smart link, in which case the payloads can be aggregated into tuples in a number of ways (see figure 7). These correspond to blocking and non-blocking policies, sliding windows, filling criteria, and so on, as we discuss below. The task agent's common wrapper services thus promise to assemble *snapshots* or policy-determined data sets as locally stored file chunks that can be fed to a container execution command in the form:

```
<USER CODE> <ARGV list>
```

A user needn't even know how to build a software container for to wrap his or her code. That process is also automatable. A few common cases for how data are aggregated can be handled by a smart platform. The task agent has the responsibility to wait for data from its incoming links and assemble execution sets of annotated values to construct the arguments for a single execution (see figure 7).

We can assume that all data are passed as a stream of statically or dynamically typed data tuples (see figure 7), delivered as a stream of Annotated Values per incoming link, represented in the diagrams as parenthesized column vectors '(.)'. Thus every data stream is a uniformly populated sequence of input vectors. A smart link offers (*a, b, c, d*) and the receiver

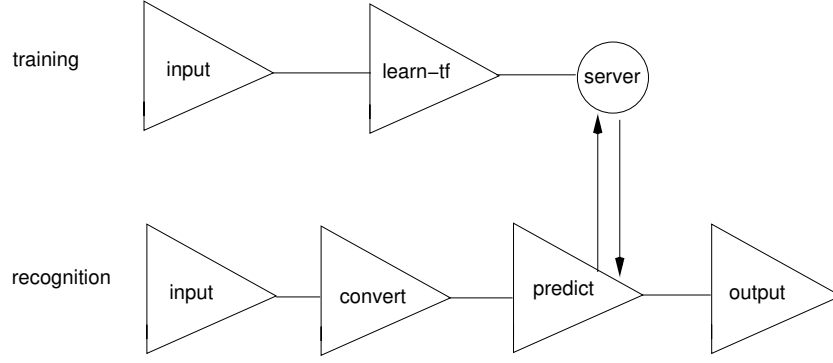


Fig. 6: 4 An example pair of pipelines, represented as a single data circuit. The upper pipeline shows a training process for a Tensor Flow neural network, which is deployed as a service consulted by the lower pipeline. The lower pipeline receives sample images to be recognized and classified according the machine learning model trained by the upper pipeline. The implicit link between the two pipelines is shown by the double arrow client-server interaction. Clearly, the timescales of the upper and lower pipelines are unrelated, the upper one being presumably much longer than the lower for stability of classification.

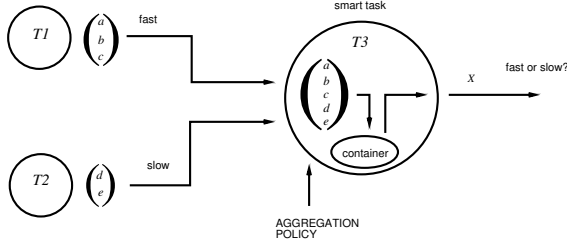


Fig. 7: Aggregation of data from multiple input channels, e.g. collecting data from multiple weather sensors for a complete sample set. Some sensors (e.g. wind speed) may take longer to arrive than others (e.g. temperature). Should the pipeline wait for all the data, several repeated measurements (as an time-series of values or as a sliding window). There are several common possibilities for coordinating and composing data, relative to the assumptions of user code.

smart task may select any sublanguage (b, d, \dots) at its discretion—this is similar to the interactions used in GraphQL [15]. This selection can be performed is best made the user application. Koalja simply merges the stream of possible values.

A link agent (as described in the next section) then delivers each Annotated Value (AV) as a labelled text file, available to a task as a local file, handing it over by name as a file to argv. Since tasks are assumed to be wrapped in containers, there is no other natural communications channel for passing values. The source and destination for AVs may be files, or reads and writes to a database or message queue. A task specification can have a very simple form: (input wires, container, output wires):

```
(input1 input2 ....)
  taskname
  (output1, output2 ...)
```

Another level of policy can be used to provide some common services to users. The inputs represent tuples of files that are collected as a ‘snapshot’ set, according

to a policy. A named input may have a buffer size, representing the minimum number of AVs required to execute the container, e.g.

```
(input1[5] input2 ....)
  taskname
  (output1, output2 ...)
```

Koalja can then enable services like sliding windows to be managed by the task service itself, rather than burdening user code with these common issues. A snapshot is thus a set of input files to be substituted for argv in the task container. Even for a single input, there are two ways of aggregating data:

- Each input (or input buffer) reads new incoming data, using them only once to produce an output.
- An input maintains a sliding window in which a subset of values are replaced, like a queue.

Sliding windows and buffers can have different sizes for different incoming data, e.g. we might need ten stream data to compute a running average, but only a single value from another process to scale them by. When several inputs are combined, they form a tuple of inputs, each of which might be a buffer:

```
(input1[10] input2[1] ....)
  taskname
  (output1, output2 ...)
```

A policy for constructing snapshots determined how to advance the AVs, arriving on each of the links, to form the tuple execution sets. There are two main cases that can occur since each link may bring new data at different rates (see figure 7):

- Some of the inputs have new data, but we want to recompute immediately; e.g. when compiling software, changes to only a few files are common, but all files are needed

to build the output software. So then, older values of some inputs are combined with new values for changed files. The result is a mixed policy (partial swap of new for old).

- Wait for a sufficient number of new values to arrive on all incoming links before recomputing an output. This has several variations (min/max or exact required number), with different consequences for what the task code will be fed.

Snapshot policy may also promise a rate control to avoid needless unintended recomputation, and the possibility of Denial of Service attacks on the inputs. In practice, only a few of these policies are likely to be common, but they can be straightforwardly provided. We refer to the policy choices by the internal names:

- *All new*, means that there is no reuse of values in a snapshot. Each snapshot is formed from a non-overlapping set of completely fresh data. This is what usually happens in a stream. The type of the aggregation is a direct vector sum of the types belonging to the incoming links.
- *Swap new for old*, means that if new values appear on a link, fresh values will be assembled into a snapshot, but where there are no new values, previous values will be used. This is like the aggregations in a Makefile. The type of the aggregation is a direct vector sum of the types belonging to the incoming links.
- *Merge*, means that data from multiple links will be aggregated in a First Come First Served order into a single scalar stream. For this to happen, the data values must be of the same type.

In addition to these selections, there is the possibility to build ‘sliding windows’ over the last N value sets. When a window slides by two positions, for instance, with a buffer of N values, two new values are read (according to one of the policies above) and the two oldest values fall off the end of the snapshot set, ensuring a constant number with two refreshed values, e.g. `input[10/2]` for a buffer of 10 values, sliding 2 positions at a time. This is useful for computing moving averages etc.

J. ‘Smart’ Link Agents

Smart links marshal the data as files for the task code. The logical connection between the outputs from one task and the inputs of the next are handled by these link agents. The physical storage of intermediate results, which are assumed to be temporary in nature, but can be cached for re-use according to policy, is object storage—as discussed above. When triggers for recomputation of a pipeline occur due to changes out of band of the dataflow, process identifiers may need to go back to earlier values and recompute them. Changes include:

- Incoming sample updates.

- Software Updates.
- Service dependency updates.

For the latter two cases, a change may be due to software errors, indicating that recomputation is needed. Smart links can simply behave as if one can ‘roll back’ the feed. This may depend on there being no new arrivals to handle in real time; on the other hand, we should remember that, as a cloud process, several computations can be handled in parallel as long as sufficient infrastructure resources are provided. ‘Big data’ require ‘big’ processing power and a lot of energy to generate. Storing results is thus most likely far cheaper than regeneration of results in cases where data results need to be re-used.

For example, in the processing of build pipelines, using ‘make’ or some other tool, it’s unnecessary to recompile binaries that are unchanged in order to link them with updated files. Sparse updates allow enormous savings in data processing, as tools like Make has exploited for decades.

If we apply this thinking to the twin pipeline model in figure 6, we see all the variations of updating around the process. Training of the data sets from a pool of long-term accumulated data is pulled from accumulated sources on demand (like a recursive make build). The arrival of data (say faces) to be recognized by the model is a random arrival process (a stream) which is much faster and in a forward direction. Then the software algorithms in the running containers may also be updated, which may trigger the recomputation of certain matches (perhaps faces that could not be recognized on the first time around, or were missed due to bad formatting). The user clearly plays a role in this process, deciding when policy based updates to software and data should be changed, and deciding which data to check again after a software update.

K. Continuous improvement and wireframing

Push pipeline models are a classic ‘throw it over the wall’ model of data processing: downstream stages are triggered by upstream arrivals—by imposition. Resources downstream have no control over their expected load or resource requirements in such a model. Although one could argue this is a natural side-effect of delegation, it can lead to catastrophic failures. When data processing is ordered by selecting a desired end state (like a Makefile, a CFEngine configuration, or a Kubernetes deployment), the problem is reversed because one has precise knowledge of what resources are required.

A related issue turns out to be how one handles testing and continuous improvement processes. Semantic testing of a data processing pipeline needs data, but using real data may be wasteful, where full resolution leads to large and expensive resource burdens. The way around this is to develop code on small amounts of data and iterate by trial and error. The dilemma is that such small data may have to be generated artificially, and suffer from test biases, wasting time and leading to mistakes.

New process timeline for (myApp_name21.2.3) originally started as pid 17778

```

Unix clock context | root --> NOW,delta Comment indented by subtype
-----
2019-06-03 13:40:04 +0200 CEST | 0 --> 1,1 MainLoop start
2019-06-03 13:40:04 +0200 CEST | -> 1,2 [function: main]
2019-06-03 13:40:04 +0200 CEST | 1 --> 2,1 Beginning of test code
2019-06-03 13:40:04 +0200 CEST | -> 2,2 [remarked: : Start process]
2019-06-03 13:40:04 +0200 CEST | -> 2,3 [go package: cellibrium]
2019-06-03 13:40:04 +0200 CEST | -> 2,4 [btw: example code]
2019-06-03 13:40:04 +0200 CEST | -> 2,5 [remarked: : look up a name]
2019-06-03 13:40:04 +0200 CEST | 2 --> 3,1 code signpost X
2019-06-03 13:40:04 +0200 CEST | -> 3,2 [intent: : open file X]
2019-06-03 13:40:04 +0200 CEST | -> 3,3 [file: /etc/passwd]
2019-06-03 13:40:04 +0200 CEST | -> 3,4 [dns lookup: 123.456.789.123]
2019-06-03 13:40:04 +0200 CEST | -> 3,5 [btw: xxx]
2019-06-03 13:40:04 +0200 CEST | -> 3,6 [coroutine: main]
2019-06-03 13:40:04 +0200 CEST | 3 --> 4,1 Run ps command
2019-06-03 13:40:04 +0200 CEST | 3 go> 5,1 TEST1-----
2019-06-03 13:40:04 +0200 CEST | -> 4,2 [btw: /bin/ps -eo user,pcpu,pmem,vsz,stime,etime,time,args]
2019-06-03 13:40:04 +0200 CEST | -> 5,2 [btw: Testing suite 1]
2019-06-03 13:40:04 +0200 CEST | -> 5,3 [intent: : read whole file of data]
2019-06-03 13:40:04 +0200 CEST | -> 5,4 [file: file://URI]
2019-06-03 13:40:04 +0200 CEST | -> 5,3 [remarked: : file read failed]
2019-06-03 13:40:04 +0200 CEST | -> 5,4 [system error message: open file://URI: no such file or directory]
2019-06-03 13:40:04 +0200 CEST | -> 4,3 [remarked: : Finished ps command]
2019-06-03 13:40:04 +0200 CEST | 3 go> 6,1 Commence testing
2019-06-03 13:40:04 +0200 CEST | -> 6,2 [remarked: : Possibly anomalous CPU spike for this virtual CPU]
2019-06-03 13:40:04 +0200 CEST | -> 6,3 [anomalous CPU spike: CPU 22117.000000 > average 22115.000000]
2019-06-03 13:40:04 +0200 CEST | 6 --> 7,1 A sideline to test some raw concept mapping
2019-06-03 13:40:04 +0200 CEST | -> 7,2 [btw: Commence testing]
2019-06-03 13:40:04 +0200 CEST | 7 --> 8,1 End of sideline concept test
2019-06-03 13:40:04 +0200 CEST | -> 8,2 [btw: Commence testing]
2019-06-03 13:40:04 +0200 CEST | 6 go> 9,1 Starting Kubernetes deployment
2019-06-03 13:40:04 +0200 CEST | -> 9,2 [btw: Commence testing]
2019-06-03 13:40:07 +0200 CEST | -> 9,3 [remarked: : Starting kubernetes pod]
2019-06-03 13:40:10 +0200 CEST | -> 9,3 [remarked: : File drop in pipeline]
2019-06-03 13:40:13 +0200 CEST | -> 9,3 [remarked: : Querying data model]
2019-06-03 13:40:16 +0200 CEST | -> 9,3 [remarked: : Submit transformation result]
2019-06-03 13:40:19 +0200 CEST | 6 go> 10,1 The end!
2019-06-03 13:40:19 +0200 CEST | 10 --> 11,1 Show the signposts

```

Fig. 9: A Local checkpoint log, with interleaving and branching timelines, as discussed in [16].

```

<begin NON-LOCAL CAUSE>
(program start) --b(precedes)--> "MainLoop start"
  (MainLoop start) --b(precedes)--> "Beginning of test code"
    (Beginning of test code) --b(precedes)--> "code signpost X"
      (code signpost X) --b(precedes)--> "Run ps command"
        (code signpost X) --b(precedes)--> "TEST1-----"
          (code signpost X) --b(precedes)--> "Commence testing"
            (Commence testing) --b(precedes)--> "The end!"
              (Commence testing) --b(precedes)--> "[remarked: : Possibly anomalous CPU spike for this CPU]"
                (Commence testing) --b(precedes)--> "A sideline to test some raw concept mapping"
                  (Commence testing) --b(precedes)--> "Starting Kubernetes deployment"
                    (Commence testing) --b(precedes)--> "The end!"
                      (Commence testing) --b(precedes)--> "[remarked: : Possibly anomalous CPU spike for this CPU]"
                        (Commence testing) --b(precedes)--> "A sideline to test some raw concept mapping"
                          (Commence testing) --b(precedes)--> "Starting Kubernetes deployment"
                            (The end!) --b(precedes)--> "Show the signposts"
                              (A sideline to test some raw concept mapping) --b(precedes)--> "End of sideline concept test"
                                (The end!) --b(precedes)--> "Show the signposts"
                                  (A sideline to test some raw concept mapping) --b(precedes)--> "End of sideline concept test"
                                    (code signpost X) --b(may determine)--> "[dns lookup: 123.456.789.123]"
                                      (TEST1-----) --b(may determine)--> "[file: file://URI]"
                                        (TEST1-----) --b(may determine)--> "[file: file://URI]"
<end NON-LOCAL CAUSE>

```

Fig. 10: An invariant concept map of an instrumented data pipeline that may include user code, as described in [16].

described in [16]. A library of access points for users to equip their own code with logging functions, to integrate into the big picture, is easily done should they be so inclined (see [16]). One can also rely on the smart wrappers to do the heavy lifting.

This may seem like a trivial matter, but present day logging capabilities are extremely primitive and poorly suited to debugging. They are also entirely developer focused. By using a custom designed system of wrappers, designed to capture causal history in an Extended Cloud, one can achieve considerable data compression of logs, as well as keep them in a secure location. The benefit is that one avoids the need to scour datalakes, based on ad hoc and ill-formed search

criteria, to glean knowledge haphazardly about what happened during data processing. Many enterprises are concerned with liability issues (who to blame when something goes wrong), but we prefer to think of the metadata functions as a more preventative form of instrumentation. If someone is monitoring the human choices, and the system ‘autopilot’ of all the underlying routing choices, one can debug such issues before damage results.

In this connection, it’s interesting to note a benefit of the wireframing model discussed above. The most basic execution of a data pipeline is to send to real data at all. By sending ghost batches through a pipeline, we can expose where data actually end up being routed,

in test runs prior to exposing to real data (‘trust, but verify’).

We’ve discussed the technical issues around observability and tracing in a separate paper [16]. Some example outputs of the checkpoint log and semantic map are shown in figures 9 and 10, for completeness. Thanks to a strict data format, special tools can be provided for querying these logs, so that users don’t need to rely on matching text against expensive regular expressions and hoping for the best. We refer readers to [16] for more details.

IV. WORKSPACES AND IOT

The practical uses of virtualization (wrapping services in layers of abstraction, which can make additional promises) have proven to be practical again and again in information systems. One natural benefit is to control what information is transparent or opaque to users by placing a system monitor between interior details and exterior access. Currently, cloud computing’s natural barrier is an ad hoc one: the walls of the datacentre that contains its machinery. Inside, there may be virtual separation between different clients using virtual private networks, etc. As we reach the age of edge computing, however, these approaches need to be extended so that virtual networks can extend beyond the walls of a datacentre.

Process federation will play an increasing role in data processing, because cloud bravado simply cannot scale to the kinds of processes we expect just over the horizon. For example, a modern ‘smart’ vehicle may produce terabytes of data on every journey, helpful for diagnostics as well as for mapping of roads and traffic conditions—most of which is transitory, and not worth keeping after screening. A good fraction of the data will concern local conditions: road defects, traffic delays, etc, which are *local* phenomena whose context does not extend very far. The data that remain, are destined for different consumers, so there is no sense in uploading it to a central point, only to be sent somewhere else, or even back again (after sorting). It is not only impractical but would utter madness to upload such amounts from every vehicle to centralized locations every time a vehicle reached a charging station. This is where cloud needs to get a lot smarter.

In previous work, Burgess et al. described the concept of ‘smart workspaces’ in which embedded workplace services data enabled virtualized, privatized, and commoditized sharing of data, based on a draft architecture [9], [17] originally modelled on CFEngine [12]. At the time, no suitable platform was available to realize this vision. The arrival of Kubernetes and container scheduling made a basic implementation plausible. The long term story for Koalja is therefore quite interesting.

Human workspaces are a part of everyday life in the human realm. We can bring some of that familiarity into data processing too. Delegation and federation of process roles are a natural part of this. A pure pipeline abstract is too simplistic to handle this convincingly, but if we consider the wiring or plumbing technology

as an opportunity analogous to the pipes in our homes and workplaces, then integrated plumbing opens the door to opportunities like integrated toilets, central heating, air conditioning, and running water. Revealed in this light, it seems shocking that such basic services are only just being provided in the scope of IT tools.

In a globalized world, international organizations often struggle with data sharing between sovereign realms. For example, consider a telecom operator based in Europe, with arms in Asian and Africa. Monthly aggregation of statistics and sales data from an African state should never leave its country of origin, but summarized data can be aggregated from all countries to head office (see figure 11). This kind of problem is likely to become more common as societies become more savvy about data sharing, and laws and regulations increase in number and complexity. We need to get ahead of the problem.

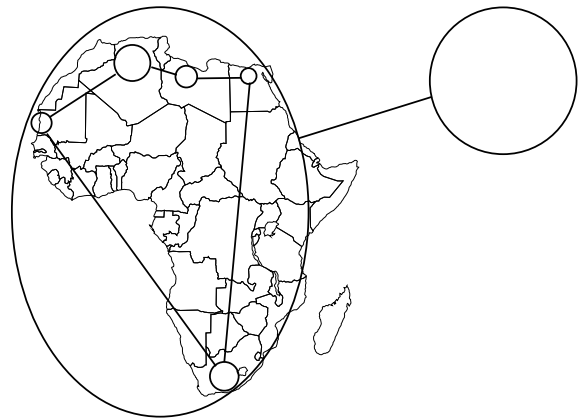


Fig. 11: The virtual access boundary for a data wiring may be based on many criteria, as a matter of policy. Sometimes we may want the same process to span different geographical regions, some even in motion with respect to others. Other times, we may want to separate data by function in the same room.

In an abstract workspace, users would be able access shared data, but simultaneously protect it from wider release, regardless of geographical constraints—enabling basic federation of roles and resources. Specialized method services associated with the data could be embedded in an Object Oriented manner, but workspaces could also be made to overlap as ‘friends’, through a form of Role Based Access Control—thus avoiding the limitations of a hierarchy of mutual exclusion zones. Koalja’s design, which follows CFEngine’s overlapping-set-based model of inclusion, enables data plumbing to be transformed into flexible, purpose-specific, multi-region, long-term collaborations—even locations that don’t have fixed geographical relationships, like trains, ships, and planes (see figure 12).

The metadata subsystems we have developed, based on Cellibrium [18], serve this function well. As sources are more distributed and clocks smeared over multiple timezones, it becomes important to have an interior view of timelines to understand processes

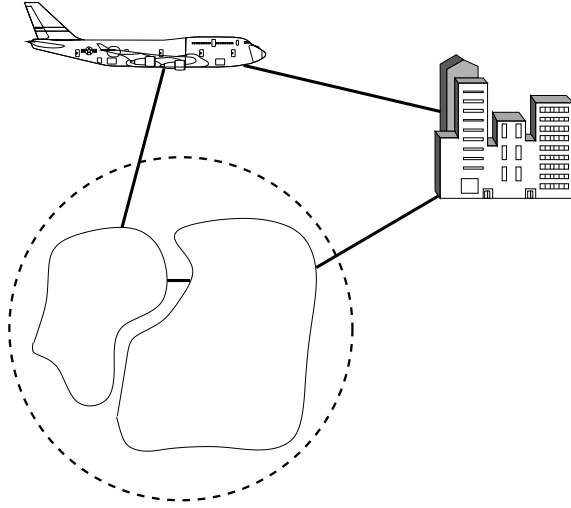


Fig. 12: The virtual access boundary for a data wiring may be based on many criteria, as a matter of policy. Sometimes we may want the same process to span different geographical regions. Other times we may want to separate data by function in the same room.

and what makes them tick, so to speak. There is much more to say on these issues at a later date.

V. SUMMARY

Our conception of data plumbing is very much like a breadboarding model of electronics, with added benefits that automation can bring to software. Koalja is a simple model with Smart Tasks connected by Smart Links, instrumented with enterprise grade metadata.

Koalja feels like a natural refactoring of obvious issues for the next phase of cloud computing where we break out of the constraints of rack-based computing in datacentres, and emerge into the wider world, at the so-called ubiquitous edge. A basic level of de facto standardization is needed to enable this. Today, every organization is doing data processing differently, and the problems begin during mergers, acquisitions, and partnerships. All the burdens of compliance with each others imposed APIs gets thrown onto end users, slowing innovation.

Even with a platform like Koalja, there is plenty of scope for plugin developments to simplify processes further, with third party help. Data enabled services lead to obvious complexity, and the best way to help with that is still to engage smart actors to make the problems go away, allowing users to focus on what they are good at.

Acknowledgment: we are grateful to Petar Maymounkov and Joseph Jacks for discussion and collaboration.

REFERENCES

[1] R. David and H. Alla. Petri nets for modelling of dynamic systems — a survey. *Automatica*, 30:175–202, 1994.

[2] T. Akidau, R. Bradshaw, C. Chambers, S. Chernyak, R.J. Fernandez-Moctezuma, R. Lax, S. McVeety, D. Mills, F. Perry, E. Schmidt, and S. Whittle. The dataflow model: A practical approach to balancing correctness, latency, and cost in massive-scale, unbounded, out-of-order data processing. *Proceedings of the VLDB Endowment*, 8:1792–1803, 2015.

[3] D. Wampler. *Fast Data Architectures for Streaming Applications*. O’Reilly, 2016.

[4] Kai Li, Jeffrey Naughton, and James Plank. Real-time concurrent checkpoint for parallel programs. In *Proceedings of the second ACM SIGPLAN Symposium on principles and practice of parallel programming*, pages 79–88. Association for Computing Machinery, 1990.

[5] M. Liu, M. Li, D. Golovnya, E. A. Rundensteiner, and K. Claypool. Sequence pattern query processing over out-of-order event streams. In *2009 IEEE 25th International Conference on Data Engineering*, pages 784–795, March 2009.

[6] H. Li, A. Ghodsi, M. Zaharia, S. Shenker, and I. Stoica. Tachyon: Reliable, memory speed storage for cluster computing frameworks. In *Proceedings of the ACM Symposium on Cloud Computing, SOCC ’14*, pages 6:1–6:15, New York, NY, USA, 2014. ACM.

[7] M. Zaharia, T. Das, H. Li, T. Hunter, S. Shenker, and I. Stoica. Discretized streams: Fault-tolerant streaming computation at scale. In *Proceedings of the Twenty-Fourth ACM Symposium on Operating Systems Principles, SOSP ’13*, pages 423–438, New York, NY, USA, 2013. ACM.

[8] Petar Maymounkov. Koji: Automating pipelines with mixed-semantics data sources. *CoRR*, abs/1901.01908, 2019.

[9] P. Borrill, M. Burgess, M. Dvorkin, and H. Wildfeuer. Workspaces. Technical report, 2015.

[10] M. Burgess. Spacetimes with semantics (iii). <http://arxiv.org/abs/1608.02193>, 2016.

[11] M. Burgess. A spacetime approach to generalized cognitive reasoning in multi-scale learning. <https://arxiv.org/abs/1702.04638>, 2017.

[12] M. Burgess. A site configuration engine. *Computing systems (MIT Press: Cambridge MA)*, 8:309, 1995.

[13] J.A. Bergstra and M. Burgess. *Promise Theory: Principles and Applications*. *χtAxis Press*, 2014.

[14] *MinIO Object Storage Project*.

[15] O. Hartig and J. Pérez. Semantics and complexity of graphql. In *Proceedings of the 2018 World Wide Web Conference, WWW ’18*, pages 1155–1164, Republic and Canton of Geneva, Switzerland, 2018. International World Wide Web Conferences Steering Committee.

[16] M. Burgess. Observability in distributed systems. *unpublished*, 2019.

[17] M. Burgess and H. Wildfeuer. Federated multi-tenant service architecture for an internet of things. <https://tools.ietf.org/html/draft-burgess-promise-iot-arch-00>, October 2015.

[18] M. Burgess. Cellibrium project. <https://github.com/markburgess/Cellibrium>, 2015.