

# Minimum Power to Maintain a Nonequilibrium Distribution of a Markov Chain

Dmitri S. Pavlichin  
Stanford University  
dmitrip@stanford.edu

Yihui Quek  
Stanford University  
yquek@stanford.edu

Tsachy Weissman  
Stanford University  
tsachy@stanford.edu

**Abstract**—Biological systems use energy to maintain nonequilibrium distributions for long times, e.g. of chemical concentrations or protein conformations. What are the fundamental limits of the power used to “hold” a stochastic system in a desired distribution over states? We study the setting of an uncontrolled Markov chain  $Q$  altered into a controlled chain  $P$  having a desired stationary distribution. Thermodynamics considerations lead to an appropriately defined Kullback-Leibler (KL) divergence rate  $D(P||Q)$  as the cost of control, a setting introduced by Todorov, corresponding to a Markov decision process with mean log loss action cost.

The optimal controlled chain  $P^*$  minimizes the KL divergence rate  $D(\cdot||Q)$  subject to a stationary distribution constraint, and the minimal KL divergence rate lower bounds the power used. While this optimization problem is familiar from the large deviations literature, we offer a novel interpretation as a minimum “holding cost” and compute the minimizer  $P^*$  more explicitly than previously available. We state a version of our results for both discrete- and continuous-time Markov chains, and find nice expressions for the important case of a reversible uncontrolled chain  $Q$ , for a two-state chain, and for birth-and-death processes.

## I. INTRODUCTION

Let  $(X_1, X_2, \dots)$  be a sequence of random variables forming a first-order Markov chain on a finite set  $\mathcal{X}$  with transition probability matrix  $Q$ , where  $Q_{ij} = \mathbb{P}_Q(X_{t+1} = j | X_t = i)$  for all  $t$  and  $i, j \in \mathcal{X}$ . We think of  $Q$  as the “uncontrolled” or “base” chain. If  $Q$  is irreducible and aperiodic, then there exists a unique stationary distribution  $\pi$ , viewed as a row vector:

$$\pi Q = \pi \quad (1)$$

Let the initial state  $X_1$  have distribution  $\mu$ . Then, denoting  $X_1^T \triangleq (X_1, \dots, X_T)$ , the distribution of  $X_1^T$  is:

$$p_{Q,\mu}(x_1^T) \triangleq \mathbb{P}_{Q,\mu}(X_1^T = x_1^T) = \mu_{x_1} \prod_{t=2}^T Q_{x_{t-1}, x_t} \quad (2)$$

Let  $\pi^*$  be some probability distribution on  $\mathcal{X}$  viewed as a row vector. We study the nearest Markov chain transition matrix  $P$  to  $Q$  having  $\pi^*$  as its stationary distribution:

$$P^* = \underset{P: \pi^* P = \pi^*}{\operatorname{argmin}} D(P||Q) \quad (3)$$

where  $D(P||Q)$  is the Kullback-Leibler (KL) divergence rate

between Markov chains with transition matrices  $P$  and  $Q$  [1]<sup>1</sup>:

$$D(P||Q) \triangleq \lim_{T \rightarrow \infty} \frac{1}{T} \mathbb{E}_P \log \left( \frac{p_P(X_0^T)}{p_Q(X_0^T)} \right) \quad (4)$$

where we note that  $D(P||Q)$  is independent of the initial distribution  $\mu$ .

We think of  $P$  as the “controlled” or “driven” chain and  $D(P||Q)$  as the cost of control per unit time – the power. We further consider the analogous question for the case of a continuous-time Markov chain  $(X_t)_{t \in [0, \infty)}$ .

This setting is inspired by the following thought experiment due to Feynman [2]: a person holds a heavy bag above the floor for an hour and gets tired. The net work done on the object is zero<sup>2</sup>, so why does she get tired? A table could hold the same bag indefinitely without an energy source, and so could the person if she were frozen solid, the bag hanging on her stiff, lifeless limb. The latter observation implicates the microscopic dynamics of muscles as key to this question. A toy model for the motion of striated muscle fibers – see [3], [4] for an extended discussion – is of a random walk in a periodic energy potential<sup>3</sup>. Attachment of the heavy bag pulls on the muscle fibers, biasing the random walk in the direction of gravity, tilting the energy potential. The person must use chemical energy<sup>4</sup> to de-bias the random walk in such a way that the bag is held at the desired height above the floor. If the person is frozen solid, then the underlying random walk stops<sup>5</sup>, and so chemical energy is no longer used to hold the bag. We ask: what is a lower bound on the power to hold the bag?

We recast the above story as optimization problem (3). The state space  $\mathcal{X}$  corresponds to the possible configurations of the system (the position of myosin along a fiber and its internal state). The uncontrolled Markov chain  $Q$  corresponds to the underlying fluctuations of the myosin molecule along a

<sup>1</sup>This expression is independent of  $\mu = \mathbb{P}(X_1)$  for aperiodic, irreducible  $P$ .

<sup>2</sup>Since work is the product of force and distance displaced, the latter of which is zero.

<sup>3</sup>The myosin protein joining the fibers together is doing the random walking, the energy potential having periodically-spaced minima corresponding to discrete steps along the fiber.

<sup>4</sup>The hydrolysis of ATP molecules.

<sup>5</sup>Or slows down a lot, as lowering the temperature reduces the transition rate between the potential’s energy minima.

filament and the controlled chain  $P$  corresponds to chemically driving the system.

The control goal is macroscopic: the net force the person exerts on the bag is the sum of the forces due to each microscopic subsystem (myosin protein). We do not get to control each subsystem separately, but can control them all in the same way, so that each subsystem corresponds to a trajectory drawn from Markov chain  $P$  independently of other subsystems. This notion of macroscopic control is reflected in the KL divergence cost (4), which is stated in terms of the probability distribution (2) over microscopic trajectories, rather than in terms of a single trajectory.

Our choice of the Kullback-Leibler divergence as the control cost function is motivated by this quantity's appearance in thermodynamics as proportional to the free energy difference from the equilibrium distribution over trajectories, which in turn lower bounds the work to prepare a non-equilibrium distribution over trajectories. KL divergence control (the microscopic per-trajectory setting) was introduced in the reinforcement learning literature by Todorov [5], [6] and has connections to data compression; we discuss this and other motivations for our work in section II. The problem of maintaining a target nonequilibrium distribution has been studied recently by [7], [8], using a different notion of cost. We discuss our work's relation to prior works in section II-E.

Minimizing the KL divergence with respect to the first argument – computing the I-projection – connects this setting to large deviations theory. Indeed, most of the minimum-cost controlled chains we compute first appeared in the computation of rate functions for large deviations of the empirical measure of both discrete- and continuous-time Markov chains [1], [9], [10]. The novelty of our work lies in relating these results to the minimum-power control setting – showing the minimized KL divergence to be the minimum power to “hold” a nonequilibrium distribution; in aggregating related problem statements – in continuous and discrete time and for reversible base chains; in computing some of these minimizations more explicitly than previously available; and in computing these minimizations for a few common examples like the birth-and-death chain and the two-state chain.

This work is organized as follows. Section II motivates the use of KL divergence as energy cost by drawing from information theory and optimization settings and contains definitions of this cost function in discrete and continuous time. Section III shows how this energy cost of holding a given target distribution may be analytically minimized. Section IV contains several examples that apply our theory to calculate the minimum-power controlled chain, including a birth-and-death chain which serves as a toy model of the muscular fiber, addressing the motivating question of Feynman. We conclude with a summary and outlook in section V.

We release code for computing the minimum-cost chains in this work at <https://github.com/dmitrip/controlledMC>.

## II. KULLBACK-LEIBLER DIVERGENCE RATE AS THE COST OF CONTROL OF MARKOV CHAINS

We motivate the KL divergence rate between Markov chains in both discrete and continuous time as the cost function lower bounding the power in the bag-holding thought experiment. We present a thermodynamics perspective in subsection II-A and an equivalent perspective due to Todorov [5], [6] of a Markov decision process with log ratio cost function in subsection II-C. We summarize known expressions for the KL divergence between Markov chains in discrete and continuous time in subsection II-B and II-D respectively. Finally, II-E places this work in context with related work.

### A. KL divergence in thermodynamics

We summarize briefly the appearance of the KL divergence in measuring work in statistical mechanics. Below, let  $D(p||q) = \sum_{i \in \mathcal{X}} p(i) \log(p(i)/q(i))$  denote the Kullback-Leibler (KL) divergence between distributions  $p$  and  $q$  on finite set  $\mathcal{X}$  and let  $H(p) = \sum_{i \in \mathcal{X}} p(i) \log(1/p(i))$  denote the entropy of distribution  $p$ . Let

$$q = \left( \frac{1}{Z} e^{-\beta U(i)} \right)_{i \in \mathcal{X}} \quad (5)$$

be the Boltzmann distribution on  $\mathcal{X}$ , where  $U(\cdot)$  is the energy function (sometimes called the energy potential or internal energy),  $\beta$  is the inverse temperature, and  $Z = \sum_{i \in \mathcal{X}} e^{-\beta U(i)}$  is the partition function. Denote the free energy of distribution  $p$  by  $F(p)$  [11]:

$$F(p) \triangleq \mathbb{E}_p(U(X)) - \frac{1}{\beta} H(p) \quad (6)$$

$$= \frac{1}{\beta} \mathbb{E}_p \log \left( \frac{p_X}{q_X} \right) - \frac{1}{\beta} \log(Z) \quad (7)$$

$$= \frac{1}{\beta} D(p||q) - \frac{1}{\beta} \log(Z) \quad (8)$$

where the expectation  $\mathbb{E}_p(\cdot)$  is over random variable  $X$  with distribution  $p$ . Then  $F(\cdot)$  is minimized at equilibrium  $p = q$ , so that  $F(q) = -\frac{1}{\beta} \log(Z)$ .

In thermodynamics [12], [13] the work  $W$  to prepare the “controlled” distribution  $p$  starting from the “base”, equilibrium distribution  $q$  (also known as the work on the system) is at least the free energy difference:

$$W \geq F(p) - F(q) = \frac{1}{\beta} D(p||q) \quad (9)$$

As is customary in this setting, there is in the background a notion of a stochastic process transforming initial states into final states, and the work  $W$  in (9) is an average over realizations of this process. In Appendix (A) we provide a physical example in the spirit of the Szilard's engine thought experiment in thermodynamics, for which the KL divergence does emerge as the work done. In the bag-holding thought experiment, there is a large collection of independent myosin systems, and the total work is the sum of the works on each system. We imagine the number of microscopic systems to be large enough that fluctuations about the average work  $W$

per subsystem are small, so it is this average work that's our object of study.

The KL divergence cost is familiar in data compression, where the "energy" of symbol  $X$  drawn from distribution  $p$  is  $U(X) = -\log(p_X)$ . Any compression scheme must use at least  $\mathbb{E}_p(U(X)) = H(p)$  bits to encode a sample from  $p$  [14], [15] on average over draws from distribution  $p$ . If we use a compression scheme that instead uses  $-\log(q_X)$  bits to encode symbol  $X$  – a mismatched code – then we would pay  $D(p||q)$  extra bits per symbol on average. Section II-B contains analogous remarks for compressing samples drawn from Markov chain distributions.

### B. Markov chains in discrete time

In the Markov chain control setting, we apply the preceding picture with alphabet  $\mathcal{X}^T$  (trajectories of length  $T$ ) and with Markov chain distributions on  $\mathcal{X}^T$  with a desired marginal distribution  $\pi^*$ . We consider the continuous time setting in section II-D.

A discrete time Markov chain distribution  $p_{Q,\mu}^{(T)}$  on the set  $\mathcal{X}^T$  is the Boltzmann distribution with energy function  $U_{Q,\mu}^{(T)}$  parametrized by the stochastic transition matrix  $Q = (Q_{ij})_{i,j \in \mathcal{X}}$  and the initial distribution vector  $\mu = (\mu)_{i \in \mathcal{X}}$  (obtained by taking the logarithm of the rightmost quantity in (2)):

$$U_{Q,\mu}^{(T)}(x_1^T) = -\log(\mu_{x_1}) - \sum_{t=2}^T \log(Q_{x_{t-1}, x_t}) \quad (10)$$

where  $x_1^T \triangleq (x_1, \dots, x_T)$ . Then  $p_{Q,\mu}^{(T)}(x_1^T) = e^{-U_{Q,\mu}^{(T)}(x_1^T)}$ , where  $Z = \beta = 1$  (5). Given another transition matrix  $P$  and initial distribution  $\nu$ , the work to prepare Markov chain distribution  $p_{P,\nu}^{(T)}$  starting from the Boltzmann distribution  $p_{Q,\mu}^{(T)}$  is lower bounded by the free energy difference  $F(p_{P,\nu}^{(T)}) - F(p_{Q,\mu}^{(T)})$  (9). In the limit  $T \rightarrow \infty$ , the work per time step – the power – is lower bounded by

$$\lim_{T \rightarrow \infty} \frac{1}{T} W(p_{P,\nu}^{(T)}) \geq \lim_{T \rightarrow \infty} \frac{1}{T} \left( F(p_{P,\nu}^{(T)}) - F(p_{Q,\mu}^{(T)}) \right) \quad (11)$$

$$= \lim_{T \rightarrow \infty} \frac{1}{T} D(p_{P,\nu}^{(T)} || p_{Q,\mu}^{(T)}) \quad (12)$$

$$= \lim_{T \rightarrow \infty} \frac{1}{T} \mathbb{E}_{p_{P,\nu}^{(T)}} \log \left( \frac{p_{P,\nu}^{(T)}(X_1, \dots, X_T)}{p_{Q,\mu}^{(T)}(X_1, \dots, X_T)} \right) \quad (13)$$

$$= \sum_{i \in \mathcal{X}} \pi(P)_i \sum_{j \in \mathcal{X}} P_{ij} \log \left( \frac{P_{ij}}{Q_{ij}} \right) \quad (14)$$

$$\triangleq D(P||Q) \quad (15)$$

where  $\pi(P)$  is the stationary distribution of transition matrix  $P$  and the last equality defines the KL divergence rate [1] between Markov chains with transition matrices  $P$  and  $Q$ .

In data compression, a sample  $X_1^T \sim p_{Q,\mu}^{(T)}$  can be compressed on average to at least  $TH(Q)$  bits [15], where  $H(Q)$

is the entropy rate of Markov chain with transition matrix  $Q$ :

$$H(Q) = - \sum_{i \in \mathcal{X}} \pi(Q)_i \sum_{j \in \mathcal{X}} Q_{ij} \log(Q_{ij}) \quad (16)$$

Encoding samples from distribution  $p_{Q,\mu}^{(T)}$  with respect to a mismatched code based on distribution  $p_{P,\nu}^{(T)}$  incurs an average cost per unit time of at least  $D(P||Q)$  extra bits.

Maximizing the lower bound on power (11) over transition matrices  $P$  with target stationary distribution  $\pi^*$  yields the optimization problem (3):

$$P^* = \operatorname{argmin}_{P: \pi^* P = \pi^*} D(P||Q) \quad (17)$$

### C. Log loss action cost

Another path to the same optimization problem (17) (KL divergence as a lower bound on the work to maintain a nonequilibrium distribution) is in terms of a Markov decision process with log loss action cost, a setting introduced by Todorov [5], [6]. Let  $Q$  be the uncontrolled chain and let  $P$  be the controlled chain. Let  $c(i, j, P, Q)$  be the *microscopic cost* paid when a transition is made from  $X_t = i$  to  $X_{t+1} = j$  when the controller chooses transition probability matrix  $P$ . KL divergence control amounts to using the log likelihood ratio:

$$c(i, j, P, Q) \triangleq \log \left( \frac{P_{ij}}{Q_{ij}} \right) \quad (18)$$

If we view the rows of  $P$  and  $Q$  as Boltzmann distributions with different energy potentials – that is, if we choose energy functions  $E_i(\cdot)$ ,  $E'_i(\cdot)$  such that  $P_{ij} = e^{-E_i(j)}$  and  $Q_{ij} = e^{-E'_i(j)}$  – then the microscopic cost is the difference in energies:  $c(i, j, P, Q) = E'_i(j) - E_i(j)$ .

If  $X_t \sim \mu$ , then let the *cost*  $D_\mu(P||Q)$  be the expected microscopic cost (the average cost paid per microscopic system):

$$D_\mu(P||Q) \triangleq \mathbb{E}_{\mu, P}(c(X_t, X_{t+1}, P, Q)) \quad (19)$$

$$= \sum_{i \in \mathcal{X}} \mu_i \sum_{j \in \mathcal{X}} P_{ij} \log \left( \frac{P_{ij}}{Q_{ij}} \right) \quad (20)$$

Thus  $D_\mu(P||Q)$  is a  $\mu$ -weighted KL divergence between the rows of transition matrices  $P$  and  $Q$ . We are interested in macroscopic control of  $\mu_t$ , rather than microscopic control of  $X_t$ , so our setup differs from the setting introduced by [5], [6]: we average the control cost over  $\mu_t$ , so there is no randomness in our setting. Finally for irreducible, aperiodic transition matrix  $P$ , we have the identity

$$D_{\pi(P)}(P||Q) = D(P||Q) \quad (21)$$

where  $\pi(P)$  is the stationary distribution of  $P$ . Minimizing the cost  $D_{\pi^*}(P||Q)$  with respect to  $P$  such that  $\pi^* P = \pi^*$  is optimization problem (17).

### D. Markov chains in continuous time

The setup of section II-B has a natural counterpart for continuous-time Markov chains. Let  $\bar{Q} = (\bar{Q}_{ij})_{i,j \in \mathcal{X}}$  denote the transition rate matrix of the uncontrolled continuous-time Markov chain  $(X_t)_{t \in \mathbb{R}_{\geq 0}}$ , where henceforth the overbar

notation corresponds to rate matrices. Let  $\bar{P}$  be the controlled rate matrix and let  $X_t \sim \mu_t$ . Then

$$\frac{d}{dt}\mu_t = \left( \frac{d}{dt} \mathbb{P}_{\bar{P}}(X_t = i) \right)_{i \in \mathcal{X}} = \mu_t \bar{P} \Rightarrow \mu_t = \mu_0 e^{\bar{P}t} \quad (22)$$

where  $e^{\bar{P}t}$  denotes the matrix exponential. Note that every rate matrix  $\bar{P}$  satisfies  $\bar{P}_{ij} \geq 0$  for  $i \neq j$  and  $\bar{P}_{ii} = -\sum_{j \in \mathcal{X}: j \neq i} \bar{P}_{ij} \leq 0$ , so the row sums of  $\bar{P}$  are 0. Conditioned on  $X_t = i$ , the time until the next jump is exponentially-distributed with a mean of  $-1/\bar{P}_{ii}$ , and the probability to jump to  $j$  is proportional to  $\bar{P}_{ij}$  for  $i \neq j$ .

The natural notion of KL divergence rate  $D(\bar{P}||\bar{Q})$  between transition rate matrices  $\bar{P}$  and  $\bar{Q}$  is [10], [16]–[18] the limiting log likelihood ratio, analogous to (13):

$$\begin{aligned} D(\bar{P}||\bar{Q}) &\triangleq \lim_{T \rightarrow \infty} \frac{1}{T} \mathbb{E}_{p_{\bar{P}, \mu_0}^{(T)}} \log \left( \frac{p_{\bar{P}, \mu_0}^{(T)}((X_t)_{t \in [0, T]})}{p_{\bar{Q}, \nu_0}^{(T)}((X_t)_{t \in [0, T]})} \right) \quad (23) \\ &= \sum_{i \in \mathcal{X}} \pi(\bar{P})_i \sum_{j \in \mathcal{X}: j \neq i} \left( \bar{Q}_{ij} - \bar{P}_{ij} + \bar{P}_{ij} \log \left( \frac{\bar{P}_{ij}}{\bar{Q}_{ij}} \right) \right) \quad (24) \end{aligned}$$

where  $p_{\bar{P}, \mu_0}^{(T)}(X_0^T)$  denotes the likelihood under rate matrix  $\bar{P}$  and initial distribution  $\mu_0$ , and where  $\pi(\bar{P})$  is the stationary distribution of rate matrix  $\bar{P}$ <sup>6</sup>. The quantity in the second summation in (24) is the KL divergence between two Poisson distributions with means  $\bar{P}_{ij}$  and  $\bar{Q}_{ij}$ .

The optimization problem analogous to (17) in continuous time is:

$$\bar{P}^* = \operatorname{argmin}_{\bar{P}: \pi(\bar{P}) = \pi^*} D(\bar{P}||\bar{Q}) \quad (25)$$

### E. Comparison to prior work

Recent work [7], [8] considers the question of the minimum power used to maintain a nonequilibrium state. Their setting uses a different notion of cost than we do and also makes some restrictions about the base and controlled chains (they work in continuous time, assume that the base chain  $\bar{Q}$  is reversible, and only allow controlled chains  $\bar{P}$  such that  $\bar{P}_{ij} \geq \bar{Q}_{ij}$  for all  $i \neq j$  – this corresponds to the biochemical mechanism of adding transitions with non-negative rates). [7], [8] minimize the entropy production rate among all controlled chains with the desired target distribution  $\pi^*$  and find that “fast control is optimal”: there is in general no optimally controlled chain, but given any chain  $\bar{P}$  that has the target distribution  $\pi^*$ , we can come arbitrarily close to the minimum entropy production bound by speeding up  $\bar{P}$  arbitrarily much<sup>7</sup> (while incurring an arbitrarily large KL divergence cost  $D(\bar{P}||\bar{Q})$  according to our metric).

The difference between the two notions of cost – KL divergence rate in this work and entropy production rate in [7], [8] is the difference between total energy used and the

<sup>6</sup>That is,  $\pi(\bar{P})\bar{P} = (0)_{i \in \mathcal{X}}$ . Equivalently,  $\pi(\bar{P})e^{\bar{P}t} = \pi(\bar{P})$  for all  $t \geq 0$ .

<sup>7</sup>That is, using  $c\bar{P} = (c\bar{P}_{ij})_{i, j \in \mathcal{X}}$  as the controlled chain and letting  $c \rightarrow \infty$ . This corresponds to the statement in [7] that the “added edges (should) operate much faster than the equilibrium transitions”.

efficiency with which that energy is used as measured by entropy production rate. The very fast controlled chain of [7], [8] uses a lot of energy efficiently, while our chain  $\bar{P}^*$  minimizes energy use by the controller, but not the efficiency. A consequence of this difference is that our optimal controlled chain  $\bar{P}^*$  (25) depends on the uncontrolled chain  $\bar{Q}$  (see section III), while the very fast close-to-optimal chain of [7], [8] does not, except in the requirement that it be much faster than  $\bar{Q}$ .

[5], [6] introduced the KL divergence control setting. [5], [6] uses “microscopic” control cost, assigning a cost to a trajectory rather than a distribution over trajectories. Similarly, the control goal in [5], [6] is microscopic (to reach a certain subset of the state space  $\mathcal{X}$ ), rather than macroscopic (to maintain a target distribution  $\pi^*$  over  $\mathcal{X}$ ).

[19] considers the problem of erasing a bit of information encoded in the stationary distribution of a two-state continuous time Markov chain and uses the KL divergence to measure the cost of control, as does our work. Whereas our control goal is to hold a target distribution  $\pi^*$  and minimize the cost per unit time, [19]’s control goal is to have (in the notation of section II-D)  $\mu_T = \pi^*$  by a fixed time  $T$  and to minimize the total cost used to achieve this. Consequently, [19] uses a time-varying controlled chain, while ours is constant in time.

### III. MINIMUM-POWER CONTROLLED CHAINS

In this section we minimize the power used to hold a desired nonequilibrium stationary distribution  $\pi^*$ .

**Theorem 1.** (Minimum-power chain) *Let  $\pi^*$  be a distribution on finite set  $\mathcal{X}$  with  $\pi_i^* > 0$  for all  $i \in \mathcal{X}$ . Let  $\pi(P)$  and  $\pi(\bar{P})$  denote the stationary distributions of discrete- and continuous-time chains  $P$  and  $\bar{P}$ , respectively.*

- 1) (Discrete time) *Let  $Q$  be an irreducible, aperiodic transition probability matrix (the uncontrolled discrete-time chain), let  $\pi = \pi(Q)$ , and let  $P^*$  denote the minimum-power controlled chain with the desired stationary distribution  $\pi^*$ :*

$$P^* = \operatorname{argmin}_{P: \pi(P) = \pi^*} D(P||Q) \quad (26)$$

where the minimum is over all transition probability matrices with the desired stationary distribution and where  $D(P||Q)$  is as defined in (15). Then  $P^*$  exists, is unique, and satisfies for all  $i, j \in \mathcal{X}$ :

$$P_{ij}^* = Q_{ij} e^{\lambda_i + \eta_j} \quad (27)$$

where  $(\lambda_i)_{i \in \mathcal{X}}, (\eta_i)_{i \in \mathcal{X}}$  are real-valued constants satisfying the recursive relations:

$$\lambda_i = -\log \left( \sum_{j \in \mathcal{X}} Q_{ij} e^{\eta_j} \right) \quad (28)$$

$$\eta_i = \log(\pi_i^*) - \log \left( \sum_{j \in \mathcal{X}} \pi_j Q_{ji} e^{\lambda_j} \right) \quad (29)$$

- 2) (Continuous time) *Let  $\bar{Q}$  be a transition rate matrix (the uncontrolled continuous-time chain) with  $e^{\bar{Q}}$  irreducible*

and aperiodic, and let  $\bar{P}^*$  denote the minimum-power controlled chain with the desired stationary distribution  $\pi^*$ :

$$\bar{P}^* = \operatorname{argmin}_{\bar{P}: \pi(\bar{P}) = \pi^*} D(\bar{P} || \bar{Q}) \quad (30)$$

where the minimum is over all transition rate matrices with the desired stationary distribution and where  $D(\bar{P} || \bar{Q})$  is as defined in (24). Then  $\bar{P}^*$  exists, is unique, and satisfies:

$$\bar{P}_{ij}^* = \begin{cases} \bar{Q}_{ij} e^{\lambda_i - \lambda_j} & : i \neq j \\ -\sum_{j \in \mathcal{X}: j \neq i} \bar{P}_{ij}^* & : i = j \end{cases} \quad (31)$$

where  $(\lambda_i)_{i \in \mathcal{X}}$  are real-valued constants satisfying the recursive relations:

$$\lambda_i = \frac{1}{2} \log \left( \frac{\sum_{j \in \mathcal{X}: j \neq i} \pi_j^* \bar{Q}_{ji} e^{\lambda_j}}{\sum_{j \in \mathcal{X}: j \neq i} \pi_i^* \bar{Q}_{ij} e^{-\lambda_j}} \right) \quad (32)$$

Existence and uniqueness of  $P^*$  (26) follow as a special case of Lemma 1 of [1]. Existence and uniqueness of  $\bar{P}^*$  (31) were shown in [10]. We prove expressions (27) and (31) for  $P_{ij}^*$  and  $\bar{P}_{ij}^*$  by setting up a Lagrange multiplier optimization problem, where  $\alpha, (\lambda_i)_{i \in \mathcal{X}}, (\eta_i)_{i \in \mathcal{X}}$  are Lagrange multipliers. See Appendix B for proof details.

The recursive relations (28), (29), and (32) enable an iterative computation of the chains  $P^*$  (26) and  $\bar{P}^*$  (31). In the continuous-time case, for example, we initialize  $(\lambda_i^{(0)})_{i \in \mathcal{X}}$  to some value and then use relation (32) to compute  $\lambda_i^{(t)}$  as a function of  $(\lambda_i^{(t-1)})_{i \in \mathcal{X}}$  at the  $t$ -th iteration until numerical convergence. The example in section IV is computed in this way.

The chains  $P^*$  and  $\bar{P}^*$  are the I-projections of the chains  $P$  and  $\bar{P}$  on the set of discrete- and continuous-time Markov chains, respectively, with a fixed stationary distribution. The discrete-time case is presented in [1], [9] and the continuous-time case in [10], where  $D(P^* || Q)$  and  $D(\bar{P}^* || \bar{Q})$  arise as large deviations rate functions for the empirical marginal distribution. To our knowledge Theorem 1 presents the most explicit characterization of the I-projection in terms of the Lagrange multipliers.

We next specialize our results to the case of reversible uncontrolled Markov chains, a case important in equilibrium thermodynamics. Let  $Q^r = (Q_{ij}^r)_{i,j \in \mathcal{X}}$  denote the *time-reverse* of a transition probability matrix  $Q$ . That is:

$$Q_{ij}^r = \frac{\pi_j}{\pi_i} Q_{ji} \quad (33)$$

where  $\pi = \pi(Q) = \pi(Q^r)$  is the stationary distribution. Then  $Q_{ij}^r = \lim_{t \rightarrow \infty} \mathbb{P}_Q(X_t = j | X_{t+1} = i)$ ; if  $X_0 \sim \pi$ , then  $Q_{ij}^r = \mathbb{P}_Q(X_t = j | X_{t+1} = i)$  for all  $t$ . Analogously, in continuous time, the time-reverse  $\bar{Q}^r$  of a transition rate matrix  $\bar{Q}$  satisfies  $\bar{Q}_{ij}^r = \frac{\pi_j}{\pi_i} \bar{Q}_{ji}$  for all  $i, j \in \mathcal{X}$ . A chain  $Q$  is *reversible* if  $Q = Q^r$  (analogously,  $\bar{Q} = \bar{Q}^r$  in continuous time).

**Theorem 2.** (*Reversible uncontrolled chain*) Let notation be as in the statement of Theorem 1.

- 1) If the uncontrolled transition probability matrix  $Q$  is reversible, then so is the minimum-power chain  $P^*$  (26). Analogously, in continuous time, if the uncontrolled transition rate matrix  $\bar{Q}$  is reversible, then so is  $\bar{P}^*$  (31).
- 2) In discrete time, the Lagrange multipliers (28), (29) satisfy  $\eta_i = \lambda_i + \log(\pi_i^* / \pi_i)$  for all  $i \in \mathcal{X}$ .
- 3) In continuous time,  $\bar{P}^*$  satisfies for  $i \neq j$ :

$$\bar{P}_{ij}^* = \bar{Q}_{ij} \sqrt{\frac{\pi_i \pi_j^*}{\pi_j \pi_i^*}} \quad (34)$$

and

$$D(\bar{P}^* || \bar{Q}) = \frac{1}{2} \sum_{i,j \in \mathcal{X}: i \neq j} \left( \sqrt{\pi_i^* \bar{Q}_{ij}} - \sqrt{\pi_j^* \bar{Q}_{ji}} \right)^2 \quad (35)$$

*Proof.* 1) We can check that if  $Q = Q^r$ , then  $D(P || Q) = D(P^r || Q)$  for all  $P$ . Suppose that  $P^*$  is not reversible. Let  $P^{\leftrightarrow} \triangleq (P^* + P^{*r})/2$ . Then  $P^{\leftrightarrow}$  is reversible and  $\pi(P^{\leftrightarrow}) = \pi(P^*) = \pi^*$ . Since  $D(P || Q)$  is strictly convex in  $P$ , we have  $D(P^{\leftrightarrow} || Q) < (D(P^* || Q) + D(P^{*r} || Q))/2 = D(P^* || Q)$ , contradicting the optimality of  $P^*$ . Another proof: suppose that  $P^*$  is not reversible, then  $D(P^* || Q) = D(P^{*r} || Q)$ , contradicting the uniqueness of  $P^*$  established in Theorem 1. Therefore  $P^*$  is reversible. An analogous argument proves  $\bar{P}^*$  is reversible. 2) follows by using time reversal (33) twice along with the reversibility of  $Q$  and  $P^*$ , established in part 1):

$$\pi_i^* Q_{ij} e^{\lambda_i + \eta_j} = \pi_i^* P_{ij}^* = \pi_j^* P_{ji}^* = \pi_j^* Q_{ji} e^{\lambda_j + \eta_i} \quad (36)$$

$$= \pi_j^* \frac{\pi_i}{\pi_j} Q_{ij} e^{\lambda_j + \eta_i} \quad (37)$$

and collecting  $i$ - and  $j$ -dependent terms to separate sides of the equality to conclude that  $\frac{\pi_i^*}{\pi_i} e^{\lambda_i - \eta_i} = a$  for some constant  $a$  for all  $i \in \mathcal{X}$ . Choosing  $a = 1$  yields the result.

3) Expression (34) for  $\bar{P}^*$  is derived in [10] and  $D(\bar{P}^* || \bar{Q})$  (35) is derived as a large deviations rate function in [18].  $\square$

Part 2) of Theorem 2 lets us simplify computation of  $P^*$  (26) somewhat when the uncontrolled chain  $Q$  is reversible.

## IV. EXAMPLES

We conclude with numerical examples of minimum-power controlled Markov chains with a target stationary distribution. The first example is a two-state chain in discrete time and the second example is a birth-and-death chain in continuous and discrete time – a toy model of the muscle fiber thought experiment in the introduction (section I).

### A. Two-state chain in discrete time

Let  $Q$  be a two-state discrete-time Markov chain on set  $\mathcal{X} = \{1, 2\}$  and let  $\pi^* = (\pi_1^*, 1 - \pi_1^*)$  be our desired nonequilibrium distribution with  $\pi_1^* \in (0, 1)$ . All two-state chains are reversible, so we apply Theorem 2 part 2) to compute the minimum-power controlled chain with stationary

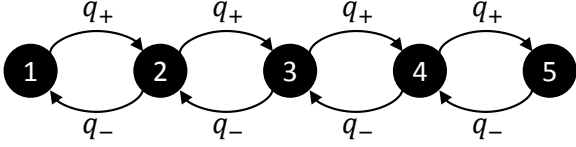


Fig. 1: Uncontrolled chain  $Q$  (a toy model for the slack arm pulled down by gravity, with smaller-index states closer to the ground and rates  $q_- > q_+$ ): the birth-and-death chain with 5 states in continuous time. The states correspond to minima in the potential landscape experienced by a single protein at different positions along the muscle fiber.

distribution  $\pi^*$ . A computation shows the  $2 \times 2$  minimum-power transition matrix  $P^*$  (26) has off-diagonal entries:

$$P_{ij}^* = \frac{1}{\pi_i^*} \cdot \frac{1 - \sqrt{1 - 4\pi_1^*(1 - \pi_1^*)s}}{2s} : i \neq j \quad (38)$$

where the second factor is independent of  $i, j$  and

$$s \triangleq \frac{1}{Q_{1,2}} + \frac{1}{Q_{2,1}} - \frac{1}{Q_{1,2}Q_{2,1}} \quad (39)$$

The diagonal terms of  $P^*$  are such that the row sums are 1.

### B. Birth-and-death chain

We next present the example of the birth-and-death chain as a toy model of Feynman's muscle fiber thought experiment (see section I). For detailed models of molecular motors see [20] and [4].

1) *Continuous time*: Let  $\bar{Q}$  be the continuous-time birth-and-death chain on set  $\{1, 2, \dots, K\}$  with parameters  $q_+, q_- > 0$  depicted in Figure 1 for  $K = 5$ . The chain transitions increments from state  $i$  to  $i + 1$  (resp. decrements to  $i - 1$ ) with rate  $q_+$  (resp.  $q_-$ ). All other transitions, as well as decrementing from state 1 and incrementing from state  $K$ , have rate 0.  $\bar{Q}$  is reversible and its stationary distribution is, up to normalization, [21]:

$$\pi_i \sim \left( \frac{q_+}{q_-} \right)^i \quad (40)$$

Let our control objective be to maintain the target distribution  $\pi^*$ , a geometric distribution on  $\{1, \dots, K\}$ :

$$\pi_i^* \sim b^i \quad (41)$$

where  $b > 0$ . Then applying Theorems 1 and 2 we find the minimum-power controlled chain  $\bar{P}^*$  (30) with stationary distribution  $\pi^*$  to be another birth-and-death chain with increment and decrement rates  $p_+, p_-$ :

$$p_{\pm}^* = (q_+ q_-)^{\frac{1}{2}} b^{\pm \frac{1}{2}} \quad (42)$$

The cost per unit time of this birth-and-death chain  $\bar{P}^*$  is (35):

$$D(\bar{P}^* || \bar{Q}^*) = \left( \sqrt{q_+} - \sqrt{q_-} \right)^2 \left( \frac{1 - b^{K-1}}{1 - b^K} \right) \quad (43)$$

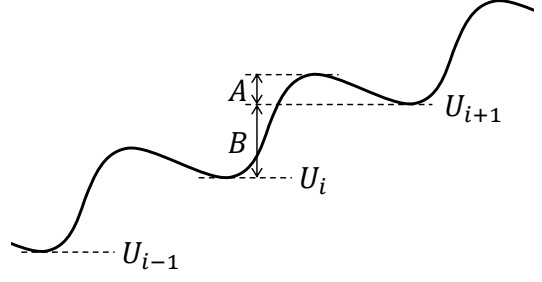


Fig. 2: A tilted periodic potential energy landscape. We consider the  $i$ -th local minimum of the potential as a discrete position state with energy  $U_i$  and energy difference  $B = U_{i+1} - U_i$  between adjacent states. The activation energy to go left (resp. right) is  $A$  (resp.  $A + B$ ).

If  $b < 1$ , then as  $K \rightarrow \infty$ , we have  $D(\bar{P}^* || \bar{Q}) \rightarrow (\sqrt{q_+} - \sqrt{q_-} b)^2$ .

Recalling the motivating example of section I, we can think of the birth-and-death chain as a biased random walk, where the random walker tends to spend more time at small values of  $i$  if  $q_- > q_+$ . This is a toy model of a myosin protein moving on an actin filament in muscles – a random walk in a tilted energy potential with periodically spaced minima corresponding to discrete steps along the fiber. The energy potential is depicted in Figure 2: a transition from the  $i + 1$ -th energy minimum to the  $i$ -th energy minimum must overcome activation energy  $A$ , and the reverse transition must overcome activation energy  $B + A$ , where  $B$  is the energy difference between adjacent states. In the bag-holding thought experiment,  $B$  is the gravitational potential energy difference between adjacent states, with state 1 being closest to the ground.

In terms of these energies, the increment and decrement rates  $q_+, q_-$  are:

$$q_- = ce^{-\beta A} \quad (44)$$

$$q_+ = ce^{-\beta(A+B)} \quad (45)$$

for some constant  $c$ , where  $\beta$  is the inverse temperature. The stationary distribution of the uncontrolled chain  $\bar{Q}$  is, up to normalization:

$$\pi_i \sim \left( \frac{q_+}{q_-} \right)^i = e^{-\beta B i} \quad (46)$$

Let's write the target nonequilibrium distribution as:

$$\pi_i^* \sim b^i = e^{-\beta B^* i} \quad (47)$$

with energy difference  $B^* = (-1/\beta) \log(b)$  between adjacent states.

Since the optimal controlled chain  $\bar{P}^*$  is another birth-and-death chain, we can write its parameters  $p_+, p_-$  (42) in terms of energies  $A^*$  and  $B^*$ :

$$p_-^* = ce^{-\beta A^*} \quad (48)$$

$$p_+^* = ce^{-\beta(A^* + B^*)} \quad (49)$$

where, using (42), we find the controlled activation energy  $A^*$ :

$$A^* = A + \frac{1}{2}(B - B^*) \quad (50)$$

The cost per unit time of this birth-and-death chain  $\bar{P}^*$  is (43):

$$D(\bar{P}^*||\bar{Q}^*) = ce^{-\beta A} \left( e^{-\frac{\beta}{2}B} - e^{-\frac{\beta}{2}B^*} \right)^2 \left( \frac{1 - e^{-\beta B^*(K-1)}}{1 - e^{-\beta B^*K}} \right) \quad (51)$$

where if  $B^* > 0$ , then the last factor tends to 1 as  $K \rightarrow \infty$ .

In the muscle fiber thought experiment (where  $B$  is the gravitational potential energy difference between adjacent states and state 0 is closest to the ground) if  $B^* < B$ , then target distribution  $\pi^*$  (47) corresponds to imposing a constant force upwards (away from state 1) on the random-walking myosin protein. The control objective is macroscopic: rather than control the microscopic trajectory of a single myosin protein, we imagine controlling a large collection of identical, independent myosin proteins in the same way by imposing the same controlled chain  $\bar{P}^*$  on all myosins; the bag-holder's arm position is determined by an average over the positions of this collection of myosins.

2) *Discrete time*: Let  $Q$  be the discrete-time birth-and-death chain on set  $\mathcal{X} = \{1, \dots, K\}$  with transition probability  $q_+$  (resp.  $q_-$ ) to increment (resp. decrement) the state from  $i$  to  $i+1$  (resp.  $i-1$ ). The stationary distribution  $\pi$  of  $Q$  is as in (40), the same as in the continuous time case with transition rates  $q_+, q_-$ . Let our control objective be to maintain the target distribution  $\pi_i^* \sim b^i$ , a geometric distribution on  $\{1, \dots, K\}$  (41).

Then in contrast to the continuous time case of section IV-B1, the minimum-power controlled chain  $P^*$  (26) is not in general a birth-and-death chain. Consider this numerical example: let the target nonequilibrium stationary distribution be as in (41) with  $b = \sqrt{q_-/q_+}$ :

$$\pi_i^* \sim \sqrt{\pi_{K-i}} \sim \left( \frac{q_+}{q_-} \right)^{-i/2} \quad (52)$$

$\pi^*$  (52) is biased the other way from  $\pi_i$ , assigning most of its mass to large values of  $i$  if  $q_+ < q_-$ . The square root in (52) makes  $\pi^*$  look more uniform than  $\pi$ .

Let  $q_- = 0.2$ ,  $q_+ = 0.1$ , so that the stationary distribution of  $Q$  is  $\pi_i \sim 2^{-i}$ , and  $\pi_i^* \sim 2^{i/2}$ . Figure 3 shows the non-zero off-diagonal elements of  $P_{ij}^*$  with three-digit precision; the increment and decrement probabilities vary with state  $i$ , so  $P^*$  is not a birth-and-death chain.

Finally, Figure 4 depicts the time evolution of distribution  $\mu_t = \mu_0 P^{*t}$  with  $\mu_0 = \pi$ , and the cost  $D_{\mu_t}(P^*||Q)$  converging to the minimum power  $D(P^*||Q) \approx 0.0315$  to maintain the nonequilibrium distribution  $\pi^*$ .

Returning to the molecular motor picture, the discrete-time chain  $P^*$  differs from its continuous-time cousin of section IV-B1 in that  $P^*$  is not a birth-and-death chain. Thus an optimal discrete-time control policy modifies the base birth-and-death chain  $Q$  in a way that depends on state  $i$ , and so can't be thought of as corresponding to a constant, state-

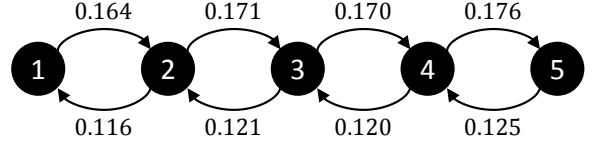


Fig. 3: The minimum-power discrete-time controlled chain  $P^*$  (26) for the uncontrolled birth-and-death chain  $Q$  with parameters  $q_- = 0.2$ ,  $q_+ = 0.1$  and target stationary distribution  $\pi_i^* \sim 2^{i/2}$ . Transitions from a state to itself are not shown.

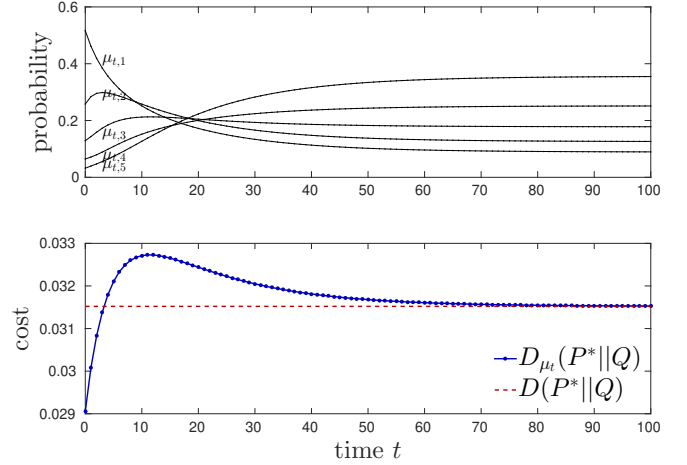


Fig. 4: (top) Time evolution of the  $|\mathcal{X}| = 5$  components of  $\mu_t = \mu_0(P^*)^t$  with  $\mu_0 = \pi$ , where  $P^*$  is the minimum cost chain (26), showing  $\mu_t \rightarrow \pi^*$  as  $t \rightarrow \infty$ . (bottom) The cost (blue)  $D_{\mu_t}(P^*||Q)$  (20) and the minimum power (red)  $D(P^*||Q)$ .

independent force upwards (away from state 1) as in the continuous time case.

## V. DISCUSSION

This work derives the minimum power required to maintain a target stationary distribution given uncontrolled Markov chain dynamics in both discrete and continuous time. We relate KL divergence-like penalties from control theory [5], [6] to the power used to control a Markov process, using muscular molecular motors as a guiding example. The problem of minimizing a KL divergence subject to a constrained stationary distribution is familiar from large deviations theory [1], [9], [10]; the novelty of our work is in relating these large deviations results to the thermodynamics of ‘‘holding’’ a distribution, and in computing the minimum-cost chains in some important examples: the birth-and-death process in continuous time (a toy model for a muscular molecular motor) and two-state chains in discrete time.

To the best of our knowledge, this is the first time a lower bound on average power consumption has been studied in detail for control of the stationary distribution. [8] study a related quantity, the minimum entropy production rate asso-

ciated with adding edges (allowing control to increase but not decrease transition rates) to a continuous time Markov chain, but their notion of cost has the interpretation of energy efficiency, as opposed to ours, which is to be interpreted as total energy usage. Unsurprisingly, different notions of cost lead to different optimal controlled chains: the optimal controlled chain of [8] depends on the underlying uncontrolled chain only in the requirement that it be much faster, while our minimum-cost controlled chain is a function of the uncontrolled chain; this function is easy to compute (34) in the case of a continuous time, reversible uncontrolled chain, an important case in modeling biological processes.

#### ACKNOWLEDGMENT

The authors gratefully acknowledge Hideo Mabuchi for suggestions and insightful discussions.

#### REFERENCES

- [1] I. Csiszár, T. M. Cover, and B.-S. Choi, “Conditional limit theorems under Markov conditioning,” *IEEE Trans. Inf. Theory*, vol. 33, pp. 788–801, 1987.
- [2] R. P. Feynman, *The Feynman lectures on physics*. Addison-Wesley, 1964, vol. I.
- [3] A. F. Huxley, “Muscle structure and theories of contraction,” *Prog. Biophys. Biophys. Chem.*, vol. 7, pp. 257–318, 1957.
- [4] H. Qian, “The mathematical theory of molecular motor movement and chemomechanical energy transduction,” *J. Math. Chem.*, vol. 27, pp. 219–234, 2000.
- [5] E. Todorov, “Linearly-solvable Markov decision problems,” in *Advances in Neural Information Processing Systems 19*, 2007, pp. 1369–1376.
- [6] —, “Efficient computation of optimal actions,” *Proceedings of the National Academy of Sciences*, vol. 106, pp. 11 478–11 483, 2009.
- [7] J. M. Horowitz, K. Zhou, and J. L. England, “Minimum energetic cost to maintain a target nonequilibrium state,” *Phys. Rev. E*, vol. 95, p. 042102, 2017.
- [8] J. M. Horowitz and J. L. England, “Information-theoretic bound on the entropy production to maintain a classical nonequilibrium distribution using ancillary control,” *Entropy*, vol. 19, p. 333, 2017.
- [9] A. Dembo and O. Zeitouni, *Large deviations techniques and applications, 2nd edition*. Springer-Verlag Berlin Heidelberg, 2010.
- [10] P. Baldi and M. Piccioni, “A representation formula for the large deviation rate function for the empirical law of a continuous time Markov chain,” *Stat. & Prob. Letters*, vol. 41, pp. 107–115, 1999.
- [11] M. Mézard and A. Montanari, *Information, Physics, and Computation*. Oxford University Press, 2009.
- [12] C. Kittel and H. Kroemer, *Thermal Physics*, 2nd ed. W. H. Freeman and Company, 1980.
- [13] E. L. Landau, *Statistical Physics*. Elsevier, 1951, vol. 5.
- [14] C. E. Shannon, “A mathematical theory of communication,” *The Bell System Technical Journal*, vol. 27, pp. 379–423, 623–656, 1948.
- [15] T. M. Cover and J. A. Thomas, *Elements of Information Theory, Second Edition*. Hoboken, NJ: John Wiley & Sons, 2006.
- [16] G. Kesidis and J. Walrand, “Relative entropy between Markov transition rate matrices,” *IEEE Trans. Inf. Theory*, vol. 39, pp. 1056–1057, 1993.
- [17] A. de La Fortelle, “Large deviation principle for Markov chains in continuous time,” *Probl. Inf. Trans.*, vol. 37, pp. 120–139, 2001.
- [18] L. Bertini, A. Faggionato, and D. Gabrielli, “From level 2.5 to level 2 large deviations for continuous time Markov chains,” *Markov processes and related fields*, vol. 20, pp. 545–562, 2014.
- [19] M. Gopalkrishnan, “A cost/speed/reliability tradeoff to erasing,” *Entropy*, vol. 18, p. 165, 2016.
- [20] F. Jülicher, A. Ajdari, and J. Prost, “Modeling molecular motors,” *Reviews of Modern Physics*, vol. 69, pp. 1269–1281, 1997.
- [21] D. A. Levin, Y. Peres, and E. L. Wilmer, *Markov chains and mixing times*. American Mathematical Society, 2009.
- [22] L. Szilard, “On the decrease of entropy in a thermodynamic system by the intervention of intelligent beings,” *Zeitschrift für Physik*, vol. 53, pp. 840–856, 1929.

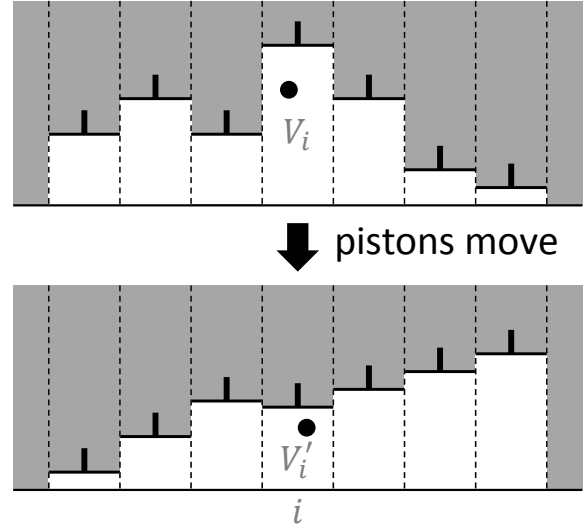


Fig. 5: (top) A gas molecule is found underneath the  $i$ -th piston with probability proportional to volume  $V_i$ . (bottom) Inserting impermeable partitions between the pistons, isothermally compressing to new volumes  $V'_i$ , and then removing the partitions incurs expected work on the system proportional to the KL divergence between the initial and final probability distributions of the molecule’s position.

#### APPENDIX A

##### PHYSICAL EXAMPLE OF KL DIVERGENCE AS ENERGY COST

We offer an example of the KL divergence as the cost of sampling from a target distribution  $p$  given a “base” distribution  $q$  (see discussion in section II).

Figure 5 presents a slight generalization of the Szilard information engine [22]: molecules of an ideal gas inhabit the space formed by movable pistons indexed by  $i \in \mathcal{X}$ . Let  $V_i$  denote the volume beneath the  $i$ -th piston and  $V \triangleq \sum_{i \in \mathcal{X}} V_i$  be the total volume. A molecule of gas is equally likely to be found anywhere within the space beneath the pistons, corresponding to probability distribution  $p \triangleq (V_i/V)_{i \in \mathcal{X}}$  on the pistons. Now imagine we add impermeable partitions between the pistons (vertical dashed lines) and move the pistons to new positions (green lines) at constant temperature (perhaps the bottom of the box is in thermal contact with a heat reservoir). The partitions prevent mixing between different pistons during compression; we remove them afterwards. Let  $V'_i$  be the new volume beneath the  $i$ -th piston,  $V' \triangleq \sum_{i \in \mathcal{X}} V'_i$  be the new total volume, and  $q \triangleq (V'_i/V')_{i \in \mathcal{X}}$  be the new piston probability distribution after this deformation.

What is the work used to perform this deformation? The work to isothermally compress an ideal gas is  $k_B \tau \log(V_i/V'_i)$ , where  $k_B$  is Boltzmann’s constant and  $\tau$  is the temperature. A gas molecule occupies the space beneath the  $i$ -th piston with probability  $V_i/V$  before compression, so the expected work



to move the pistons is

$$\sum_{i \in \mathcal{X}} \frac{V_i}{V} k_B \tau \log \left( \frac{V_i}{V'} \right) = k_B \tau (D(p||q) + \log(V/V')) \quad (53)$$

per molecule of gas. If the new pistons positions are such that the total volume is unchanged, then  $V' = V$  and the work is proportional to the KL divergence  $D(p||q)$ . We can imagine a sequence of such gas boxes and deformations, where the pre-deformation volumes  $(V_{t,i})_{i \in \mathcal{X}}$  at time  $t$  are determined by drawing a single molecule from volumes  $(V_{t-1,i})_{i \in \mathcal{X}}$  at time  $t-1$ , forming a Markov chain with KL divergence control cost.

## APPENDIX B PROOF OF THEOREM 1

### A. Part 1

We wish to solve the following problem:

$$P^* \triangleq \operatorname{argmin}_{P: \pi(P) = \pi^*} D(P||Q) \quad (54)$$

For ease of manipulation, we work with the empirical joint transition probability distribution  $N = (N[i, j])_{i, j \in \mathcal{X}}$

$$N[i, j](x_0^n) \triangleq \frac{1}{n} |\{t : (x_{t-1}, x_t) = (i, j)\}|. \quad (55)$$

We can solve (54) by setting up the Lagrangian:

$$\begin{aligned} \Lambda \triangleq & D(P||Q) + \alpha \left( \sum_{i, j \in \mathcal{X}} N_P[i, j] - 1 \right) \\ & + \sum_{i \in \mathcal{X}} \lambda_i \left( \sum_{j \in \mathcal{X}} N_P[i, j] - \pi^*[i] \right) \end{aligned} \quad (56)$$

$$+ \sum_{j \in \mathcal{X}} \eta_j \left( \sum_{i \in \mathcal{X}} N_P[i, j] - \pi^*[j] \right) \quad (57)$$

where  $\alpha$  is a Lagrange multiplier enforcing normalization of the joint transition probability distribution under  $P$ ,  $N_P$ , and  $(\lambda_i)_{i \in \mathcal{X}}$ ,  $(\eta_i)_{i \in \mathcal{X}}$  are Lagrange multipliers enforcing the stationary distribution condition  $\pi(P) = \pi^*$ . Our solution is a stationary point of the Lagrangian with respect to  $N_P$ :

$$\frac{\partial \Lambda}{\partial N_P[i, j]} \Big|_{N_P = N^*} = \frac{\partial D(P||Q)}{\partial N_P[i, j]} + \alpha + \lambda_i + \eta_j \Big|_{N_P = N^*} = 0 \quad (58)$$

Since  $\pi_P = \pi^*$ , then  $N^*$ ,  $A^*$  satisfy:

$$\frac{\partial D(P||Q)}{\partial N_P[i, j]} \Big|_{N_P = N^*} = \frac{\partial}{\partial N_P[i, j]} (D(N_P||N_Q) - D(\pi^*||\pi)) \Big|_{N_P = N^*} \begin{cases} \bar{Q}_{ij} e^{\eta_i - \eta_j} & i \neq j \\ -\sum_{j: j \neq i} \bar{Q}_{ij} e^{\eta_i - \eta_j} & i = j \end{cases} \quad (59)$$

$$= \frac{\partial}{\partial N_P[i, j]} D(N_P||N_Q) \Big|_{N_P = N^*} \quad (60)$$

$$= 1 + \log \left( \frac{N_P[i, j]}{N_Q[i, j]} \right) \Big|_{N_P = N^*} \quad (61)$$

Now using (57), (58), and (61) we find:

$$N^*[i, j] = N_Q[i, j] e^{-1 - \alpha - \lambda_i - \eta_j} \quad (62)$$

Equivalently

$$N^* = \operatorname{diag}((e^{-\lambda_i})_{i \in \mathcal{X}}) N_Q \operatorname{diag}((e^{-\eta_i})_{i \in \mathcal{X}}) e^{-1 - \alpha} \quad (63)$$

Now using the condition  $\pi(P) = \pi^*$ :

$$\pi^*[i] = \sum_{j \in \mathcal{X}} N^*[i, j] \quad (64)$$

$$= e^{-1 - \alpha - \lambda_i} \sum_{j \in \mathcal{X}} N_Q[i, j] e^{-\eta_j} \quad (65)$$

Therefore

$$\lambda_i = \log \left( \sum_{j \in \mathcal{X}} N_Q[i, j] e^{-\eta_j} \right) - \log(\pi^*[i]) - 1 - \alpha \quad (66)$$

Analogously

$$\eta_i = \log \left( \sum_{j \in \mathcal{X}} N_Q[j, i] e^{-\lambda_j} \right) - \log(\pi^*[i]) - 1 - \alpha \quad (67)$$

Now using the normalization condition

$$1 = \sum_{i, j} N^*[i, j] \quad (68)$$

we find

$$\alpha = \log \left( \sum_{i, j \in \mathcal{X}} N_Q[i, j] e^{-\lambda_i - \eta_j} \right) - 1 \quad (69)$$

### B. Part 2

In the continuous case, we work with rate matrices instead of probability transition matrices. We wish to solve the following problem:

$$\min_{\bar{P}: \pi(\bar{P}) = \pi^*} D(\bar{P}||\bar{Q}) \quad (70)$$

The Lagrangian is  $D(\bar{P}||\bar{Q}) + \sum_i \lambda_i \sum_j \bar{P}_{ij} + \sum_j \eta_j \sum_i \pi_i \bar{P}_{ij}$ . Differentiating it we get the conditions

$$\left. \frac{\partial}{\partial \bar{P}_{ij}} \right|_{\bar{P} = \bar{P}^*} \begin{cases} \bar{Q}_{ij} e^{\eta_i - \eta_j} & i \neq j \\ -\sum_{j: j \neq i} \bar{Q}_{ij} e^{\eta_i - \eta_j} & i = j \end{cases} \quad (71)$$