

Scalar Field Estimation with Mobile Sensor Networks

Rihab Abdul Razak , Srikant Sukumar, *Member, IEEE*, and Hoam Chung, *Member, IEEE*

Abstract—In this paper, we consider the problem of estimating a scalar field using a network of mobile sensors which can measure the value of the field at their instantaneous location. The scalar field to be estimated is assumed to be represented by positive definite radial basis kernels and we use techniques from adaptive control and Lyapunov analysis to prove the stability of the proposed estimation algorithm. The convergence of the estimated parameter values to the true values is guaranteed by planning the motion of the mobile sensors to satisfy persistence-like conditions.

Index Terms—Estimation, Adaptive Control, Approximation, Lyapunov Stability, Radial Basis Functions.

I. INTRODUCTION

Multi-robot systems consists of network of robots which cooperate to perform tasks such as consensus, formation control etc. [1], [2], [3], [4]. Mobile sensor networks consists of network of robots mounted with sensors deployed to perform some distributed sensing task such as monitoring, coverage etc [5]. In this paper, we consider the problem of estimation of an unknown scalar field using mobile sensor networks. There have been many works related to scalar field estimation in literature. Several works have studied field estimation using wireless sensor networks. See for example [6], [7]. In [8] the scalar field is assumed to be modelled using a partial differential equation and finite element methods are used for estimating the field. In [9], [10], [11], [12], [13], [14] the field is modelled as spatial random process and estimated using samples from the sensor nodes. In [15] field reconstruction is posed as an optimization problem constrained by linear dynamics and a gradient-based method is used to solve the problem. In [16], the scalar field is assumed to be linearly parameterized in terms of Gaussian basis functions and the measurements from the sensors are fused together to form an estimate for the scalar field.

In most of these cases, the sensors are assumed to be fixed and distributed over the region of interest. Usually a large number of sensors are required to be installed for achieving enough spatial resolution. Using mobile sensor networks can be highly advantageous since they can move around the region of interest and collect measurements adaptively, the number of sensors required is greatly reduced. In [17], [18], scalar field estimation is done with mobile sensor network by

fusing sensor measurements using consensus filters. In [19], information about a scalar field is obtained by exploring the level surfaces of the field using a mobile sensor network. In [20], a static sensor network is used along with a mobile robot to estimate a scalar field by combining the robot measurements with the sensor network measurements and planning the robot trajectory to minimize some reconstruction error. However the method we propose in the current work is motivated by the coverage control problem [5], [21], [22], [23], [24].

In the coverage problem, we are interested in controlling the robots so that the robots attain an optimal configuration or a near optimal configuration with respect to a scalar field. In [5], this is achieved by minimizing a cost function which gives a measure of how good the coverage is. In [21], the authors extended the coverage algorithm for the case where the scalar field is unknown. The scalar field is assumed to be linearly parameterized with unknown constant parameters. In order to achieve the coverage goal, the robot needs to adapt the unknown parameters so that the estimated scalar field is close to the actual field. The exact estimation (asymptotically) of the density function parameters require a time integral quantity to be positive definite, which is a sufficient richness condition for the robot trajectories. See [21] for more details. In general, the robot trajectories need not meet this condition since the trajectories of the robots are decided based on the gradient of the coverage cost function, not on estimating the density function parameters. However, it is crucial to estimate the true values of those parameters since the estimation of the unknown scalar field is often the primary objective for a robotic sensor network and it may lead more efficient deployment of robots. For example, in case of radiation spill, if we have a good estimate of the radiation concentration, we may directly deploy agents to regions of high concentration.

Thus in this work, we look at a slightly different problem closely related to and motivated by the coverage problem discussed above. Our primary aim in this paper is to accurately estimate the scalar field not the coverage. The unknown scalar field is approximated using positive definite radial basis functions and we use a similar adaptive approach as that in [21] for parameter estimation.

In Section II, we discuss the problem statement in detail. In section III, we consider the single mobile sensor case, followed by the mobile sensor network case in Section IV. In Section V we discuss the case where the centres of the radial basis functions are not known exactly, but only to within an ϵ -accuracy. We present some simulations to verify the results in section VI. We conclude the paper with Section VII.

R. A. Razak was with the IITB-Monash Research Academy, Mumbai, India. e-mail: rihab@sc.iitb.ac.in.

S. Sukumar is with Systems and Control Engineering, Indian Institute of Technology Bombay, Mumbai, India.

H. Chung is with Mechanical and Aerospace Engineering, Monash University, Clayton, VIC, Australia.

II. PRELIMINARIES AND PROBLEM STATEMENT

We denote the set of positive real numbers by \mathbb{R}_+ . The components of a vector v are denoted using superscripts v^i . Subscripts on vector quantities refer to the agent or mobile sensor the quantity is associated to. For example, v_i refers to a quantity associated with agent i .

We consider a compact region $\mathcal{Q} \subset \mathbb{R}^n$ with N mobile sensors. The position of the sensors is denoted by x_i ; $i = 1, 2, \dots, N$. There also exists a continuous scalar field $\phi : \mathcal{Q} \rightarrow \mathbb{R}_+$ over \mathcal{Q} which is unknown. The objective is to estimate the unknown scalar field using N mobile sensors assuming the sensors can measure the value of the scalar field at their respective positions. We assume that the unknown scalar field can be represented by positive definite radial basis functions (RBF). In other words, we assume the density function can be parameterized as

$$\phi(q) = \mathcal{K}(q)^\top a \quad (1a)$$

$$= \sum_{i=1}^p \mathcal{K}^i(q) a^i \quad (1b)$$

where $a \in \mathbb{R}^p$ is a constant vector, and $\mathcal{K}(q) = [\mathcal{K}^1(q) \ \mathcal{K}^2(q) \ \dots \ \mathcal{K}^p(q)]^\top$ with $\mathcal{K}^i : \mathcal{Q} \rightarrow \mathbb{R}_+$ given by $\mathcal{K}^i(q) = \varphi(\|c_i - q\|)$ with $\varphi : \mathbb{R}_+ \rightarrow \mathbb{R}_+$ are radial basis functions for a set of points c_i . This assumption is common in neural networks and justified as follows:

Theorem 1 ([25], [26]). *For any continuous function $f : \mathbb{R}^n \rightarrow \mathbb{R}$ and any $\epsilon > 0$, there is an RBF network with p elements, a set of centers $\{c_i\}_{i=1}^p$, such that we can define*

$$\hat{f}(q) = \sum_{i=1}^p a^i \mathcal{K}^i(q) = a^\top \mathcal{K}(q)$$

with $\|f - \hat{f}\|_{L_2}^2 \leq \epsilon = \mathcal{O}\left(p^{-\frac{1}{n}}\right)$.

The theorem tells us that we can approximate a continuous function to an arbitrary accuracy by using a network of RBF elements. An example of positive definite radial kernel is the Gaussian kernel,

$$\mathcal{K}^i(q) = \varphi(\|c_i - q\|) = \exp\left\{-\frac{\|c_i - q\|^2}{\sigma_i^2}\right\} \quad (2)$$

where c_i are the centres of the Gaussian kernels. The main problem studied in this work is to accurately determine the parameters a^i so that the scalar field $\phi(\cdot)$ may be accurately reconstructed. We make the following assumption:

Assumption 1. *The centres c_i of the radial functions are known to all the mobile agents.*

The strengths a_i of individual radial functions are unknown and need to be estimated. To proceed, we require the following theorem:

Theorem 2 (Micchelli's Theorem [27]). *Given p distinct points c_1, c_2, \dots, c_p in \mathbb{R}^q , the $p \times p$ matrix K , whose elements are $K_{ij} = \mathcal{K}^i(c_j) = \varphi(\|c_i - c_j\|)$ is non-singular.*

The theorem says that for positive definite radial kernels, the $p \times p$ matrix formed by evaluating the radial functions at

each of the centres is non-singular. In what follows, we assume that $\phi(\cdot)$ can be *exactly parameterized* by the RBF kernels. A consequence of theorem 2 is given below:

Lemma 1. *The matrix S given by*

$$S := \int_{\mathcal{Q}} \mathcal{K}(q) \mathcal{K}(q)^\top dq \quad (3)$$

where $\mathcal{K}(q) = [\mathcal{K}^1(q) \ \mathcal{K}^2(q) \ \dots \ \mathcal{K}^p(q)]^\top$ and ϕ is parameterized as in (1a), is positive definite.

Proof. From the definition of S , we know it is atleast positive semi-definite. Therefore for any $v \neq 0$, $v^\top S v \geq 0$ or

$$\int_{\mathcal{Q}} |\mathcal{K}(q)^\top v|^2 dq \geq 0$$

Now, since $\mathcal{K}(q)$ consists of positive definite radial kernels, we have from theorem 2 that

$$\begin{pmatrix} \mathcal{K}^1(c_1) & \mathcal{K}^1(c_2) & \dots & \mathcal{K}^1(c_p) \\ \mathcal{K}^2(c_1) & \mathcal{K}^2(c_2) & \dots & \mathcal{K}^2(c_p) \\ \dots & \ddots & \dots & \vdots \\ \mathcal{K}^p(c_1) & \mathcal{K}^p(c_2) & \dots & \mathcal{K}^p(c_p) \end{pmatrix}$$

is positive definite. This implies that the vectors $\mathcal{K}(c_j)$; $j = 1, 2, \dots, p$ are linearly independent. Thus, given any $v \neq 0$, $v \in \mathbb{R}^p$, there exists some $j \in \{1, 2, \dots, p\}$ such that $\mathcal{K}(c_j)^\top v$ is non-zero. This along with the fact that $\mathcal{K}(\cdot)$ is continuous allows us to conclude that

$$\int_{\mathcal{Q}} |\mathcal{K}(q)^\top v|^2 dq > 0 \quad \text{for any } v \neq 0$$

Hence, S is positive definite. \square

III. SINGLE MOBILE ROBOT SENSOR

In this section, we consider the case of a single mobile sensor ($N = 1$) with position $x(t)$ at time t deployed in the region \mathcal{Q} to estimate the scalar field parameter a (as given by equation (1a)). The estimate of a is denoted by \hat{a} . Then we can state the following corollary to lemma 1.

Corollary 1. *Suppose the mobile sensor moves continuously within the domain Q , such that in time T , it passes through each of the RBF centres c_i ; $i = 1, 2, \dots, p$, then*

$$S_T := \int_0^T \mathcal{K}(x(t)) \mathcal{K}(x(t))^\top dt \quad (4)$$

is positive definite.

Proof. The proof is essentially the same and follows from lemma 1. \square

Now consider the following integrators running on the mobile sensor:

$$\begin{aligned} \dot{\Lambda} &= \mathcal{K}(t) \mathcal{K}(t)^\top \\ \dot{\lambda} &= \mathcal{K}(t) \phi(t) \end{aligned} \quad (5)$$

where $\mathcal{K}(t) := \mathcal{K}(x(t))$ denotes the value of function $\mathcal{K}(\cdot)$ at the point where the robot is at time t and $\phi(t)$ is the measured value of the density function $\phi(\cdot)$ by the robot at time t .

Proposition 1. *Suppose the mobile sensor moves such that it passes through each of the centres c_i ; $i = 1, 2, \dots, p$ in some finite time $T > 0$, and during this motion updates its estimate \hat{a} of a by*

$$\dot{\hat{a}} = -\Gamma(\Lambda\hat{a} - \lambda), \quad (6)$$

where Γ is a positive definite gain matrix, then the estimate \hat{a} is bounded and converges asymptotically to the true value a .

Proof. Under the assumptions of the proposition 1 and corollary 1,

$$S(T) := \int_0^T \mathcal{K}(\tau)\mathcal{K}(\tau)^\top d\tau$$

is positive definite. This implies that

$$S(t) = \int_0^t \mathcal{K}(\tau)\mathcal{K}(\tau)^\top d\tau$$

is positive definite for all $t \geq T$.

Now consider the positive definite candidate Lyapunov function,

$$V = \frac{1}{2}\tilde{a}^\top \Gamma^{-1}\tilde{a} \quad (7)$$

where $\tilde{a} = \hat{a} - a$ is the estimation error. Taking the derivative of V , we obtain

$$\dot{V} = \tilde{a}^\top \Gamma^{-1}\dot{\hat{a}}$$

Substituting the update law from (6) and simplifying, we get

$$\dot{V} = -\tilde{a}^\top S(t)\tilde{a}$$

$$\dot{V} \leq \begin{cases} 0 & \text{for } t \in [0, T] \\ -\alpha V & \text{for } t > T, \end{cases}$$

where $\alpha = \frac{\lambda_{\min}(S(T))}{\lambda_{\max}(\Gamma^{-1})} > 0$, $\lambda_{\min}(\cdot)$ and $\lambda_{\max}(\cdot)$ denoting the minimum and maximum eigenvalues of their argument. Since V is always non-increasing and bounded from below, $\tilde{a}(t)$ is bounded for all $t > 0$. Since $\dot{V} < 0$ for all $t \geq T$, then we have $V(t) \rightarrow 0$ as $t \rightarrow \infty$. This implies that $\tilde{a} \rightarrow 0$ as $t \rightarrow \infty$. \square

Remark 1. *The matrix $S(t)$ being positive definite for all $t \geq T$ is a sufficient excitation condition, similar to (but weaker than) the persistency of excitation condition, on the robot trajectories which ensures parameter convergence. See [21] for more information.*

A. Relaxing the condition in corollary 1

In corollary 1, it was required that the mobile sensor passes through the centres c_i of the radial kernels. This can be relaxed so that the mobile sensor need only move through a sufficiently small neighbourhood of each of the centres c_i , as described in [28]. Consider the vector $\mathcal{X}(q) := K^{-1}\mathcal{K}(q)$ where K is the matrix specified in theorem 2. Then $\mathcal{X}(q)$ has the property that $\mathcal{X}^j(c_k) = \delta_{jk}$ where δ_{jk} is the Kronecker delta function and $\mathcal{X}^j(c_k)$ is the j -th component of $\mathcal{X}(c_k)$. Now consider the diagonal dominance sets defined by ($0 < \varepsilon < 1$)

$$\mathcal{A}_j^\varepsilon := \left\{ q \in \mathcal{Q} : |\mathcal{X}^j(q)| - \sum_{i=1, i \neq j}^p |\mathcal{X}^i(q)| > \varepsilon \right\}.$$

It can be easily seen that $\mathcal{A}_j^\varepsilon$ contains the centre c_j and thus $\mathcal{A}_j^\varepsilon$ is an open subset containing c_j . The following lemma is an adaptation of theorem 1 in [28]:

Lemma 2. *Suppose that the mobile sensor moves continuously throughout the domain \mathcal{Q} such that in time T , the trajectory traverses through each of the neighbourhoods $\mathcal{A}_j^\varepsilon$, $j = 1, 2, \dots, p$, then the matrix S_T given by equation (4) is positive definite.*

Proof. S_T can be written as $S_T = K\bar{S}_TK^\top$ where

$$\bar{S}_T = \int_0^T \mathcal{X}(x(t))\mathcal{X}(x(t))^\top dt.$$

Since K is invertible, S_T is positive definite iff \bar{S}_T is positive definite. \bar{S}_T is positive definite iff there exists some $\delta > 0$ such that $\sigma(\bar{S}_T) \geq \delta$ where $\sigma(A)$ denotes the minimum singular value of A . Suppose \bar{S}_T is not positive definite under the conditions of the theorem. Then there exists no $\delta > 0$ such that $\sigma(\bar{S}_T) \geq \delta$. This implies that for any $\delta > 0$, there exists $u \neq 0, \|u\| = 1$ such that $u^\top \bar{S}_T u < \delta$, i.e.,

$$\int_0^T u^\top \mathcal{X}(x(t))\mathcal{X}(x(t))^\top u dt < \delta$$

Let i be the index of the components of u which has the largest absolute value. i.e., $|u^i| \geq |u^j| \forall j$. Also let $[t_{i1}, t_{i2}] \subset [0, T]$ be the subinterval during which the mobile sensor trajectory is contained in the set $\mathcal{A}_i^\varepsilon$. Clearly since the set $\mathcal{A}_i^\varepsilon$ is open and the trajectory is continuous, $[t_{i1}, t_{i2}]$ has finite positive length. Then,

$$\int_0^T u^\top \mathcal{X}(x(t))\mathcal{X}(x(t))^\top u dt = \int_0^T |\mathcal{X}^\top u|^2 dt \quad (8)$$

$$\geq \int_{t_{i1}}^{t_{i2}} |\mathcal{X}^\top u|^2 dt = \int_{t_{i1}}^{t_{i2}} \left| \sum_{j=1}^p \mathcal{X}^j u^j \right|^2 dt \quad (9)$$

$$\geq \int_{t_{i1}}^{t_{i2}} (|\mathcal{X}^i u^i| - \sum_{j=1, j \neq i}^p |\mathcal{X}^j u^j|)^2 dt \quad (10)$$

$$\geq \int_{t_{i1}}^{t_{i2}} (|\mathcal{X}^i u^i| - \sum_{j=1, j \neq i}^p |\mathcal{X}^j u^j|)^2 dt \quad (11)$$

$$\geq \int_{t_{i1}}^{t_{i2}} ((|\mathcal{X}^i| - \sum_{j=1, j \neq i}^p |\mathcal{X}^j|)|u^i|)^2 dt \quad (12)$$

$$\geq \int_{t_{i1}}^{t_{i2}} \varepsilon^2 |u^i|^2 dt = (t_{i2} - t_{i1})\varepsilon^2 |u^i|^2. \quad (13)$$

Choosing $\delta < (t_{i2} - t_{i1})\varepsilon^2 |u^i|^2$ leads to a contradiction. Therefore, \bar{S}_T is positive definite and hence S_T is positive definite. \square

A sufficient condition for satisfaction of lemma 2's assumptions:

Since checking the condition of the mobile sensor traversing through the sets $\mathcal{A}_j^\varepsilon$ in lemma 2 involves transforming the vector $\mathcal{K}(q)$ at each instant which can be cumbersome if the number of parameters are large, we present a simpler sufficient condition which ensures that a given point q is inside the set

$\mathcal{A}_j^\varepsilon$. Note that the conditions derived are not equivalent to the conditions of the lemma, but only sufficient and thus can be conservative. However it is beneficial during implementations.

Lemma 3. *Given the mobile sensor position x , if*

$$\|\mathcal{K}(x) - \mathcal{K}(c_j)\|_\infty < \frac{(1-\varepsilon)}{2(p-1)\|\mathbf{K}^{-1}\|_\infty}, \quad (14)$$

then $x \in \mathcal{A}_j^\varepsilon$.

Proof. We have the i -th component of $\mathcal{X}(x)$, $\mathcal{X}^i(x) = [\mathbf{K}^{-1}\mathcal{K}(x)]^i$. Then

$$\mathcal{X}^i(x) - \mathcal{X}^i(c_j) = [\mathbf{K}^{-1}(\mathcal{K}(x) - \mathcal{K}(c_j))]^i \quad (15)$$

Now consider the mapping

$$\begin{bmatrix} y_1 \\ y_2 \end{bmatrix} = B_j (\mathcal{X}(x) - \mathcal{X}(c_j)) \quad (16)$$

where

$$B_j = \begin{bmatrix} 0 & \dots & 0 & 1 & 0 & \dots & 0 \\ 1 & \dots & 1 & 0 & 1 & \dots & 1 \end{bmatrix} \quad (17)$$

The 1 in the first row and the 0 in the second row occurs at the j -th column. If the infinity-norm of $y = [y_1, y_2]^\top$, $\|y\|_\infty < (1-\varepsilon)/2$, then it is guaranteed that $x \in \mathcal{A}_j^\varepsilon$. We also have

$$\|y\|_\infty \leq \|B\|_\infty \|\mathcal{X}(x) - \mathcal{X}(c_j)\|_\infty \quad (18)$$

$$\leq \|B\|_\infty \|\mathbf{K}^{-1}\|_\infty \|\mathcal{K}(x) - \mathcal{K}(c_j)\|_\infty \quad (19)$$

Requiring the above bound to be less than $\frac{(1-\varepsilon)}{2}$ and noting that $\|B\|_\infty = (p-1)$ we have

$$\|\mathcal{K}(x) - \mathcal{K}(c_j)\|_\infty < \frac{(1-\varepsilon)}{2(p-1)\|\mathbf{K}^{-1}\|_\infty} \quad (20)$$

□

Any point p which satisfies the above condition will lie in the set $\mathcal{A}_j^\varepsilon$ although all points in $\mathcal{A}_j^\varepsilon$ are not characterized by the above condition.

IV. MOBILE SENSOR NETWORK

Suppose that we have N mobile sensors deployed in the region \mathcal{Q} , with the position of the i -th mobile sensor denoted by x_i . We want to estimate the function $\phi: \mathcal{Q} \rightarrow \mathbb{R}_+$ collectively. We assume that equation (1a) holds so that we can linearly parameterize $\phi(\cdot)$ in terms of radial basis functions. We partition the region into N components \mathcal{Q}_i ($i = 1, 2, \dots, N$). Correspondingly we partition the basis function vector $\mathcal{K}(q)$ and the parameter vector a as

$$\mathcal{K}(q) = \begin{bmatrix} \mathcal{K}^{(1)}(q) \\ \mathcal{K}^{(2)}(q) \\ \vdots \\ \mathcal{K}^{(N)}(q) \end{bmatrix}, \quad a = \begin{bmatrix} a^{(1)} \\ a^{(2)} \\ \vdots \\ a^{(N)} \end{bmatrix} \quad (21)$$

Each region \mathcal{Q}_i contains the centres of the basis functions in the sub-vector $\mathcal{K}^{(i)}$. We assign each region \mathcal{Q}_i to one of the mobile sensors where the sensor operates. This assignment is permanent and each mobile sensor starts within its region \mathcal{Q}_i and moves in \mathcal{Q}_i . The algorithms presented below do not depend on any particular partition or assignment of mobile

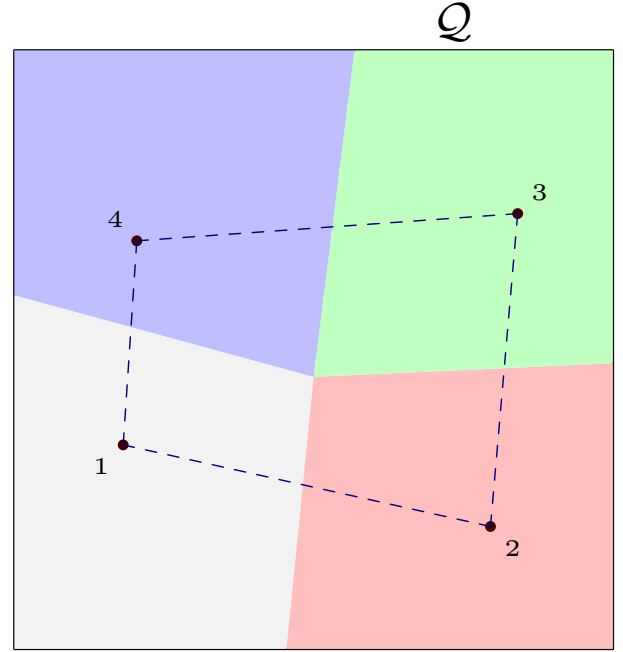


Fig. 1: Illustration of four mobile sensors with a partition of domain \mathcal{Q} : A graph with mobile sensors as root nodes and edge between neighbouring sensors is also depicted in the figure.

sensors, and this can be done arbitrarily. One particular method to divide the region and assign the sensors will be discussed in section VI. Assuming the region \mathcal{Q} is partitioned and the mobile sensors are assigned to each partition, we consider the graph \mathcal{G} with the vertices representing the mobile sensors and an edge existing between two sensors if they belong to adjacent partitions. By adjacent partitions, we mean two partitions which share a subset of their boundary with each other that is of non-zero length. See figure 1 for an illustration. Now we consider two cases: (1) each mobile sensor estimates the entire parameter vector, and (2) each mobile sensor estimates only part of the parameter vector.

A. Each mobile sensor estimates the full parameter vector

In this subsection, we consider the case where each mobile sensor estimates the entire parameter vector, the estimate of sensor i being denoted by \hat{a}_i . To proceed, we consider the following integrators running on mobile sensor i :

$$\dot{\Lambda}_i = \mathcal{K}_i(t)\mathcal{K}_i(t)^\top \quad (22)$$

$$\dot{\lambda}_i = \mathcal{K}_i(t)\phi_i(t) \quad (23)$$

where $\mathcal{K}_i(t) = \mathcal{K}(x_i(t))$ and $\phi_i(t) = \phi(x_i(t))$ is the measurement of $\phi(\cdot)$ obtained by sensor i at its location at time t .

We consider the following update law for the parameter estimate of mobile sensor i :

$$\dot{\hat{a}}_i = -\Gamma(\Lambda_i\hat{a}_i - \lambda_i) - \Gamma\zeta \sum_{j=1}^N l_{ij}(\hat{a}_i - \hat{a}_j) \quad (24)$$

with $\hat{a}_i(0)$ being arbitrary; where ζ is a positive constant, l_{ij} is the weight of the edge between sensors i and j . The weight l_{ij} is zero if there is no edge between sensor i and j and positive otherwise. The first term corresponds to the measurement update of mobile sensor i and the second term is a consensus term to ensure that the estimates of all the mobile sensors asymptotically agree or come close to each other. This is critical in establishing the convergence of the estimation error as will be shown below.

Lemma 4. *Suppose the mobile sensors translate continuously such that in some time $T > 0$, each sensor i passes through each of the centres in the region \mathcal{Q}_i so that*

$$\int_0^T \mathcal{K}_i^{(i)}(t) \mathcal{K}_i^{(i)}(t)^\top dt > 0, \quad \text{for } i = 1, 2, \dots, N.$$

where $\mathcal{K}_i^{(i)}(t)$ denotes part of the vector $\mathcal{K}_i(t)$ corresponding to the partition (21). Then, we have

$$\sum_{i=1}^N \int_0^T \mathcal{K}_i(t) \mathcal{K}_i(t)^\top dt > 0.$$

Proof. Since each mobile sensor i passes through the centres in the region \mathcal{Q}_i , the union of the trajectories of all mobile sensors cover all the centres, which implies that the matrix

$$\sum_{i=1}^N \int_0^T \mathcal{K}_i(t) \mathcal{K}_i(t)^\top dt \quad (25)$$

is positive definite using the same arguments as in proof of corollary 1 and lemma 1. \square

Remark 2. *Lemma 4 states that each agent passing through the centres in its partition \mathcal{Q}_i is sufficient to ensure that the total sum matrix (25) is positive definite.*

Now we have the following result:

Theorem 3. *Suppose the N mobile sensors adopt the parameter adaptation law (24). Further assume that each mobile sensor i traverses a trajectory going through all the basis function centres in \mathcal{Q}_i . Then*

$$\lim_{t \rightarrow \infty} (\hat{a}_i - a) = 0, \quad (26)$$

for each $i \in \{1, 2, \dots, N\}$, i.e. the mobile sensors arrive at a common value for the parameters, the common value being the true parameter value.

Proof. Consider the function

$$V = \frac{1}{2} \sum_{i=1}^N \tilde{a}_i^\top \Gamma^{-1} \tilde{a}_i. \quad (27)$$

Taking the derivative of V ,

$$\begin{aligned} \dot{V} &= \sum_{i=1}^N \tilde{a}_i^\top \Gamma^{-1} \dot{\tilde{a}}_i \\ &= - \sum_{i=1}^N \tilde{a}_i^\top (\Lambda_i \hat{a}_i - \lambda_i) - \zeta \sum_{i=1}^N \tilde{a}_i^\top l_{ij} (\hat{a}_i - \hat{a}_j) \end{aligned}$$

Substituting for the variables Λ_i , λ_i and rearranging the second term,

$$\dot{V} = - \sum_{i=1}^N \tilde{a}_i^\top \int_0^t \mathcal{K}_i(\tau) \mathcal{K}_i^\top(\tau) d\tau \tilde{a}_i - \zeta \sum_{\alpha=1}^p \hat{a}^{\alpha \top} L \hat{a}^\alpha \quad (28)$$

$$\leq 0. \quad (29)$$

where $\hat{a}^\alpha = [a_1^\alpha \ a_2^\alpha \ \dots \ a_N^\alpha]^\top$ is the vector of the estimate of parameter α of all the sensors stacked together. The function V is lower bounded and non-increasing, and therefore tends to a limit. This implies that \dot{V} is integrable and also that the estimates \hat{a}_i are bounded. \dot{V} is also uniformly continuous since the derivative of each term in \dot{V} is bounded. Using Barbalat's lemma, we conclude that \dot{V} tends to zero as $t \rightarrow \infty$. From the second term in \dot{V} , noting that L is the laplacian matrix of the connected graph \mathcal{G} with nullspace $k\mathbf{1}$ where $\mathbf{1}$ is the vector of ones and $k \in \mathbb{R}$, we see that as $t \rightarrow \infty$, $\hat{a}^\alpha \rightarrow k_\alpha \mathbf{1}$ for some k_α . Then,

$$\lim_{t \rightarrow \infty} (\hat{a}_i - \hat{a}_j) = 0.$$

since $\hat{a}_i = [a_i^1 \ a_i^2 \ \dots \ a_i^p]^\top$. Now from the first term of \dot{V} we have, as $t \rightarrow \infty$,

$$-\tilde{a}^\top \sum_{i=1}^N \int_0^t \mathcal{K}_i(\tau) \mathcal{K}_i^\top(\tau) d\tau \tilde{a} = 0$$

where \tilde{a} is the common value to which the mobile sensor parameter estimation errors \tilde{a}_i converge. Then using lemma 4, it follows that $\lim_{t \rightarrow \infty} \tilde{a} = 0$ and the parameter estimates converge to the true parameter values. \square

Remark 3. *Although lemma 4 and theorem 3 requires that the mobile sensors move through the centres, the relaxation given in section III-A (requiring that the mobile sensors move only through the neighbourhoods $\mathcal{A}_j^\varepsilon$ of the centres) also applies here, as well as in all the following results which requires the sensors to move through the centres.*

B. Each mobile sensor estimates only part of the parameter vector

If the number of parameters p is large as could be the case when the density function is completely unknown, each mobile sensor estimating the entire parameter vector could be computationally intensive, as it would require computing $\left(\frac{p(p+1)}{2} + p\right)$ filter variables in addition to the p parameter estimates. In such cases it would be beneficial to have each mobile sensor estimate only part of the parameters. Suppose each mobile sensor i is to estimate only part of the a -vector $a^{(i)}$ given by (21). Now we use \hat{a}_i to denote the estimate of $a^{(i)}$ by sensor i . We write

$$\phi(q) = \mathcal{K}(q)^\top a \quad (30)$$

$$= \mathcal{K}^{(i)}(q)^\top a^{(i)} + \bar{\mathcal{K}}^{(i)\top} \bar{a}^{(i)}. \quad (31)$$

where $\mathcal{K}(q)$ and the parameter a are partitioned appropriately. Since the mobile sensor i 's measurement is denoted by $\phi_i(t) := \phi(x_i(t))$, we have

$$\phi_i(t) = \mathcal{K}_i^{(i)}(t)^\top a^{(i)} + \bar{\mathcal{K}}_i^{(i)}(t)^\top \bar{a}^{(i)} \quad (32)$$

$$= \mathcal{K}_i^{(i)}(t)^\top a^{(i)} + \Delta\phi_i(t) \quad (33)$$

where $\mathcal{K}_i(t) := \mathcal{K}(x_i(t))$ and $\Delta\phi_i(t) := \bar{\mathcal{K}}_i^{(i)}(t)^\top \bar{a}^{(i)}$. The basis functions in $\bar{\mathcal{K}}_i^{(i)}(t)$ are centred outside the region \mathcal{Q}_i and thus their values at the points $p_i(t)$ are assumed to be small. Under this condition, we consider the contribution to $\phi(\cdot)$ from these terms as a disturbance $\Delta\phi_i(t)$.

Let $C = \{c_1, c_2, \dots, c_p\}$ be the set of centres of the basis functions, $C_i \subset C$ be its subset which belongs to \mathcal{Q}_i . We can then bound $\Delta\phi_i(t)$ as follows:

Lemma 5. For each mobile sensor i , $i \in \{1, 2, \dots, N\}$,

$$|\Delta\phi_i(t)| \leq p\delta_i a_{\max}. \quad (34)$$

where $\delta_i := \max_{j \in \{1, \dots, p\}} \exp\left\{-\frac{d_i^2}{\sigma_j^2}\right\}$, $d_i := \text{dist}(C_i, C \setminus C_i)$, $\text{dist}(A, B) = \min_{a \in A, b \in B} \|a - b\|$, and a_{\max} is an upper bound for the parameters, i.e., $|a^i| \leq a_{\max} \forall i \in \{1, 2, \dots, p\}$.

Further the bound can be made independent of i as follows,

$$|\Delta\phi_i(t)| \leq p\delta a_{\max}. \quad (35)$$

where $\delta = \max_{j \in \{1, \dots, N\}} \delta_j$.

Proof. The lemma follows from the definition of $\Delta\phi_i(t)$ using Cauchy-Schwartz inequality. \square

We again define the following integrators:

$$\dot{\Lambda}_i = s\mathcal{K}_i^{(i)}\mathcal{K}_i^{(i)\top} \quad (36)$$

$$\dot{\lambda}_i = s\mathcal{K}_i^{(i)}\phi_i \quad (37)$$

where s is a switching signal which takes values in the set $\{0, 1\}$. Consider the following adaptation law:

$$\dot{\hat{a}}_i = -\Gamma(\Lambda_i \hat{a}_i - \lambda_i) \quad (38)$$

Then we have the following result:

Theorem 4. Suppose the N mobile sensors implement the parameter adaptation law (38) with each sensor i only estimating part of the full parameter vector $a^{(i)}$. Further assume that each mobile sensor i produces a trajectory going through all the basis function centres in \mathcal{Q}_i in time $T > 0$. Then

$$\lim_{t \rightarrow \infty} \|\hat{a}_i(t) - a^{(i)}\| \leq r_i,$$

where $r_i = \frac{Tp\delta_i a_{\max}}{\alpha\eta_i}$, a_{\max} is the upper bound on the parameter values in $a^{(i)}$, $\alpha \in (0, 1)$ and η_i is the smallest eigen-value of the matrix $\int_0^T \mathcal{K}_i^{(i)}\mathcal{K}_i^{(i)\top} d\tau$.

Proof. Consider

$$V = \frac{1}{2} \sum_{i=1}^N \tilde{a}_i^\top \Gamma^{-1} \tilde{a}_i \quad (39)$$

Taking derivative,

$$\dot{V} = - \sum_{i=1}^N \tilde{a}_i^\top (\Lambda_i \hat{a}_i - \lambda_i) \quad (40)$$

$$= - \sum_{i=1}^N \tilde{a}_i^\top \int_0^t s\mathcal{K}_i^{(i)} \left(\mathcal{K}_i^{(i)\top} \hat{a}_i - \mathcal{K}_i^{(i)\top} a^{(i)} - \Delta\phi_i \right) d\tau \quad (41)$$

$$= - \sum_{i=1}^N \tilde{a}_i^\top \int_0^t s\mathcal{K}_i^{(i)} \left(\mathcal{K}_i^{(i)\top} \tilde{a}_i - \Delta\phi_i \right) d\tau \quad (42)$$

$$= - \sum_{i=1}^N \tilde{a}_i^\top \int_0^t s\mathcal{K}_i^{(i)}\mathcal{K}_i^{(i)\top} d\tau \tilde{a}_i + \sum_{i=1}^N \tilde{a}_i^\top \int_0^t s\mathcal{K}_i^{(i)}\Delta\phi_i d\tau \quad (43)$$

For $t \geq T$, the first term becomes negative definite (assuming $s > 0$). Setting $s = 1$ for $t \leq T$ and $s = 0$ for $t > T$, we have

$$\dot{V} = - \sum_{i=1}^N \tilde{a}_i^\top \int_0^T \mathcal{K}_i^{(i)}\mathcal{K}_i^{(i)\top} d\tau \tilde{a}_i + \sum_{i=1}^N \tilde{a}_i^\top \int_0^T \mathcal{K}_i^{(i)}\Delta\phi_i d\tau \quad (44)$$

for $t > T$. Then

$$\dot{V} \leq - \sum_{i=1}^N \eta_i \|\tilde{a}_i\|^2 + \sum_{i=1}^N \|\tilde{a}_i\| Tp\delta_i a_{\max} \quad (45)$$

$$\leq -\kappa V - \sum_{i=1}^N \|\tilde{a}_i\| (\alpha\eta_i \|\tilde{a}_i\| - Tp\delta_i a_{\max}) \quad (46)$$

where $\kappa = \frac{\eta_{\min}}{\lambda_{\max}(\Gamma^{-1})}$ and $\alpha \in (0, 1)$. Thus for $\|\tilde{a}_i\| > r_i$, we have $\dot{V} \leq -\kappa V$ and V decays exponentially. Therefore the statement of the theorem holds. \square

C. Improving the steady state error

In this section, we propose a strategy to improve the steady state error with the strategy in theorem 4. Note that the strategy in theorem 4 is completely decentralized in that there is no real-time communication required between the mobile sensors to implement the estimation strategy. On the other hand, we can get better parameter estimates at the cost of exchanging information about parameter estimates with other mobile sensors.

The term $\Delta\phi_i(t)$ depends on the true value of parameters corresponding to the other mobile sensors (denoted $\bar{a}^{(i)}$). Since we do not know the true values, we cannot cancel this term and treat it as a disturbance. However we know that the other mobile sensors have estimates for the true values of $\bar{a}^{(i)}$. We can use these parameter estimates to reduce the effect of the $\Delta\phi_i(t)$ term on the estimation algorithm. Note that the vector $\bar{a}^{(i)}$ consists of the sub-vectors $a^{(j)}$ for all $j \neq i$. Now, corresponding to each $a^{(i)}$, we construct a directed graph with a rooted outbranching (see [29]), denoted \mathcal{G}_i which is a sub-graph of the undirected graph \mathcal{G} with mobile sensor i as the root node. An illustration is shown in figure 2.

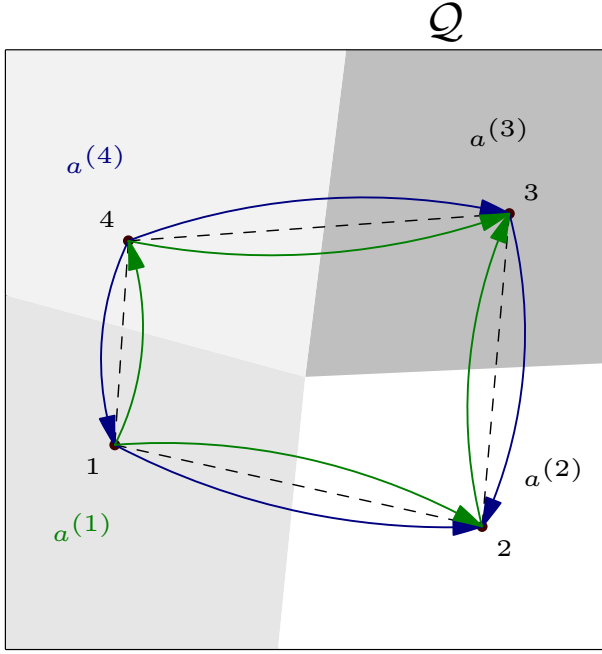


Fig. 2: Illustration of four mobile sensors with the directed graphs corresponding to $a^{(1)}$ and $a^{(4)}$.

For each mobile sensor i , we introduce additional states b_i^j for each $j \in \{1, 2, \dots, N\}$ and $j \neq i$, which evolves according to the equation

$$\dot{b}_i^j = - \sum_{k=1}^N l_{ik}^d (b_i^j - \hat{b}_k^j) \quad (47)$$

where we define $b_i^j := \hat{a}_i$ for ease of notation and l_{ik}^d is zero if there is no directed path from node i to k in graph \mathcal{G}_j , and non-zero constant value otherwise. This implements a directed consensus protocol on the variables b_i^j with $i = 1, 2, \dots, N$ (see [29]) converging to the root value $b_i^j = \hat{a}_j$ for each j . Thus b_i^j is an estimator of \hat{a}_j by mobile sensor i . We now use the modified integrators:

$$\dot{\Lambda}_i = s \mathcal{K}_i^{(i)} \mathcal{K}_i^{(i)\top} \quad (48)$$

$$\dot{\lambda}_i = s \mathcal{K}_i^{(i)} (\phi_i - \bar{\mathcal{K}}_i^{(i)\top} b_i) \quad (49)$$

where b_i is the concatenated vector given by $b_i = [b_i^1 \dots b_i^j \dots b_i^N]^\top$ ($j = i$ not included). Using the adaptation law (38) we can see that the disturbance term now becomes

$$\Delta \phi_i'(t) := \bar{\mathcal{K}}_i^{(i)}(t)^\top (\bar{a}^{(i)} - b_i) \quad (50)$$

which is expected to be smaller than $\Delta \phi_i(t)$, although we cannot put a theoretical bound better than r_i in theorem 4. The stability and convergence in case of the above modification is not proved here as it is essentially a similar exercise to that in the previous section. We will investigate the effect of the above modification in section VI.

V. UNKNOWN CENTRES

In this section, we assume as before that the scalar field is a finite linear combination of radial basis functions. We further

assume that the centres are not exactly known, but known to within an accuracy of ϵ_c , i.e., $\|\hat{c}_i - c_i\| \leq \epsilon_c$. We will evaluate the quality of parameter estimates in this case. Define

$$\tilde{\mathcal{K}}(q) = \hat{\mathcal{K}}(q) - \mathcal{K}(q)$$

where $\hat{\mathcal{K}}(q)$ is the RBF evaluated at the known values of the centres and $\mathcal{K}(q)$ corresponds to the true values of the centres.

A. Each mobile sensor estimates only a part of the parameter vector

As in section IV-A, we assume that each mobile sensor estimates part of the parameter vector $a^{(i)}$ corresponding to the partition \mathcal{Q}_i . In this case we propose the following modified filters,

$$\dot{\Lambda}_i = s \hat{\mathcal{K}}_i^{(i)} \hat{\mathcal{K}}_i^{(i)\top} \quad (51)$$

$$\dot{\lambda}_i = s \hat{\mathcal{K}}_i^{(i)} \phi_i \quad (52)$$

with equation (38) as the adaptation law. Then we have the following result.

Proposition 2. *Assuming the centres are only known to within an accuracy of ϵ_c ($\|\hat{c}_i - c_i\| < \epsilon_c$), let each mobile sensor pass through the set of known (inaccurate) centres \hat{c}_i in \mathcal{Q}_i . If each mobile sensor implements the adaptation law (38) along with (51)- (52), the estimation error \tilde{a}_i converges to within a bound r_i of the origin, where $r_i = \frac{T p a_{\max}(\sqrt{pk}\epsilon_c + \delta_i)}{\alpha \eta_i}$.*

Proof. Consider the same Lyapunov function as before,

$$V = \sum_{i=1}^N \tilde{a}_i^\top \Gamma^{-1} \tilde{a}_i$$

Taking the time derivative,

$$\begin{aligned} \dot{V} &= - \sum_{i=1}^N \tilde{a}_i^\top (\Lambda_i \tilde{a}_i - \lambda_i) \\ &= - \sum_{i=1}^N \tilde{a}_i^\top \int_0^t s \hat{\mathcal{K}}_i^{(i)} \left(\hat{\mathcal{K}}_i^{(i)\top} \tilde{a}_i - \mathcal{K}_i^{(i)\top} a^{(i)} - \Delta \phi_i \right) d\tau \\ &= - \sum_{i=1}^N \tilde{a}_i^\top \int_0^t s \hat{\mathcal{K}}_i^{(i)} \hat{\mathcal{K}}_i^{(i)\top} d\tau \tilde{a}_i - \sum_{i=1}^N \tilde{a}_i^\top \int_0^t s \hat{\mathcal{K}}_i^{(i)} \tilde{\mathcal{K}}_i^{(i)\top} d\tau a^{(i)} \\ &\quad + \sum_{i=1}^N \tilde{a}_i^\top \int_0^t s \hat{\mathcal{K}}_i^{(i)} \Delta \phi_i d\tau \end{aligned}$$

Also note that $|\hat{\mathcal{K}}^i(q)| \leq 1 \implies \|\hat{\mathcal{K}}(q)\| \leq \sqrt{p}$, and $|\tilde{\mathcal{K}}^i(q)| \leq k\epsilon_c \implies \|\tilde{\mathcal{K}}(q)\| \leq \sqrt{pk}\epsilon_c$ for some k (lipschitz constant), Setting $s = 1$ for $t \leq T$ and $s = 0$ for $t > T$ as before and,

assuming the first term becomes negative definite at time T , we now have

$$\begin{aligned} \dot{V} &\leq -\sum_{i=1}^N \tilde{a}_i^\top \int_0^T \hat{\mathcal{K}}_i^{(i)} \hat{\mathcal{K}}_i^{(i)\top} d\tau \tilde{a}_i \\ &\quad + \sum_{i=1}^N \|\tilde{a}_i\| T p a_{\max} (\sqrt{p} k \epsilon_c + \delta_i) \\ &\leq -\kappa V - \sum_{i=1}^N \|\tilde{a}_i\| (\alpha \eta_i \|\tilde{a}_i\| - T p a_{\max} (\sqrt{p} k \epsilon_c + \delta_i)) \end{aligned}$$

for $t \geq T$. Therefore, the statement of the theorem follows. \square

B. Each mobile sensor estimates the entire parameter vector

We define the following filter equations,

$$\dot{\Lambda}_i = s \hat{\mathcal{K}}_i \hat{\mathcal{K}}_i^\top \quad (53)$$

$$\dot{\lambda}_i = s \hat{\mathcal{K}}_i \phi_i \quad (54)$$

The adaptation law is given by equation (24). In this case, we have the following proposition.

Proposition 3. *Suppose the N mobile sensors adopt the parameter adaptation law (24) with the integrators (53)-(54). Also assume that each mobile sensor i produces a trajectory going through all the approximate basis function centres \hat{c}_i in \mathcal{Q}_i . Then the parameter estimation errors of the mobile sensors converge to within a bound r_i of origin, where $r_i = \frac{T p \sqrt{p} k \epsilon_c a_{\max}}{\alpha \eta_{\min}}$.*

Proof. Consider the lyapunov function

$$V = \sum_{i=1}^N \tilde{a}_i^\top \Gamma^{-1} \tilde{a}_i$$

Taking the derivative of V ,

$$\begin{aligned} \dot{V} &= \sum_{i=1}^N \tilde{a}_i^\top \Gamma^{-1} \dot{\tilde{a}}_i \\ &= -\sum_{i=1}^N \tilde{a}_i^\top (\Lambda_i \hat{a}_i - \lambda_i) - \zeta \sum_{i=1}^N \tilde{a}_i^\top l_{ij} (\hat{a}_i - \hat{a}_j) \end{aligned}$$

Substituting for the variables Λ_i , λ_i and rearranging the second term,

$$\begin{aligned} \dot{V} &= -\sum_{i=1}^N \tilde{a}_i^\top \int_0^t s \hat{\mathcal{K}}_i \hat{\mathcal{K}}_i^\top d\tau \tilde{a}_i - \sum_{i=1}^N \tilde{a}_i^\top \int_0^t s \hat{\mathcal{K}}_i \hat{\mathcal{K}}_i^\top d\tau a^{(i)} \\ &\quad - \zeta \sum_{\alpha=1}^p \hat{a}^{\alpha\top} L \hat{a}^\alpha \end{aligned}$$

Simplifying,

$$\begin{aligned} \dot{V} &= -\sum_{i=1}^N \tilde{a}_i^\top \int_0^T \hat{\mathcal{K}}_i \hat{\mathcal{K}}_i^\top d\tau \tilde{a}_i - \sum_{i=1}^N \tilde{a}_i^\top \int_0^T \hat{\mathcal{K}}_i \hat{\mathcal{K}}_i^\top d\tau a^{(i)} \\ &\quad - \zeta \sum_{\alpha=1}^p \tilde{a}^{\alpha\top} L \tilde{a}^\alpha \end{aligned}$$

for $t \geq T$. We can write the first and last terms in the above equation in terms of stacked vectors as

$$\begin{aligned} \dot{V} &= -\tilde{a}^\top \underline{Q} \tilde{a} - \zeta \tilde{a}^\top P^\top \underline{L} P \tilde{a} - \tilde{a}^\top E a \\ &= -\tilde{a}^\top (\underline{Q} + \zeta P^\top \underline{L} P) \tilde{a} - \tilde{a}^\top E a \end{aligned}$$

where $\tilde{a} = [\tilde{a}_1^\top \tilde{a}_2^\top \dots \tilde{a}_N^\top]^\top$,

$$\begin{aligned} \underline{Q} &= \begin{bmatrix} \int_0^T \hat{\mathcal{K}}_1 \hat{\mathcal{K}}_1^\top d\tau & \dots & 0 \\ 0 & \dots & 0 \\ \vdots & \ddots & \vdots \\ 0 & \dots & \int_0^T \hat{\mathcal{K}}_N \hat{\mathcal{K}}_N^\top d\tau \end{bmatrix}, \\ \underline{L} &= \begin{bmatrix} L & 0 & \dots & 0 \\ 0 & L & \dots & 0 \\ \vdots & \vdots & \ddots & \vdots \\ 0 & 0 & \dots & L \end{bmatrix}, \\ E &= \begin{bmatrix} \int_0^T \hat{\mathcal{K}}_1 \hat{\mathcal{K}}_1^\top d\tau & \dots & 0 \\ 0 & \dots & 0 \\ \vdots & \ddots & \vdots \\ 0 & \dots & \int_0^T \hat{\mathcal{K}}_N \hat{\mathcal{K}}_N^\top d\tau \end{bmatrix} \end{aligned}$$

and P is the permutation matrix

$$P = \begin{bmatrix} 1 & 0 & \dots & 0 & 0 & \dots & 0 \\ 0 & 0 & \dots & 1 & 0 & \dots & 0 \\ \vdots & \vdots & \vdots & \vdots & \vdots & \vdots & \vdots \\ 0 & 1 & \dots & 0 & 0 & \dots & 0 \\ 0 & 0 & \dots & 0 & 1 & \dots & 0 \\ \vdots & \vdots & \vdots & \vdots & \vdots & \vdots & \vdots \end{bmatrix}$$

of dimension $Np \times Np$. We show that the matrix $(\underline{Q} + P^\top \underline{L} P)$ is positive definite. Each of the terms are positive semi-definite. The nullspace of matrix \underline{L} contains elements of the form

$$c_1 \begin{bmatrix} \mathbf{1}_p \\ 0 \\ \vdots \\ 0 \end{bmatrix} + c_2 \begin{bmatrix} 0 \\ \mathbf{1}_p \\ \vdots \\ 0 \end{bmatrix} + \dots + c_N \begin{bmatrix} 0 \\ 0 \\ \vdots \\ \mathbf{1}_p \end{bmatrix}.$$

Therefore $P^\top \underline{L} P$ has nullspace elements of the form

$$c_1 \begin{bmatrix} 1 \\ 0 \\ \vdots \\ 0 \\ 1 \\ 0 \\ \vdots \\ 0 \end{bmatrix} + c_2 \begin{bmatrix} 0 \\ 1 \\ \vdots \\ 0 \\ 0 \\ 1 \\ \vdots \\ 0 \end{bmatrix} + \dots + c_N \begin{bmatrix} 0 \\ 0 \\ \vdots \\ 1 \\ 0 \\ 0 \\ \vdots \\ 1 \end{bmatrix},$$

i.e., elements of the form $[c_1 c_2 \dots c_N c_1 c_2 \dots c_N]^\top$. Correspondingly the \underline{Q} term can be written as

$$c^\top \sum_{i=1}^N \int_0^T \hat{\mathcal{K}}_i \hat{\mathcal{K}}_i^\top dt c$$

| | | | | | | | | |
|-----------|------|------|------|------|------|------|------|------|
| $c_{i,x}$ | 0.20 | 0.35 | 0.60 | 0.85 | 0.70 | 0.75 | 0.15 | 0.35 |
| $c_{i,y}$ | 0.25 | 0.26 | 0.18 | 0.30 | 0.75 | 0.90 | 0.75 | 0.60 |
| a^i | 2.0 | 1.0 | 1.5 | 1.8 | 1.2 | 1.6 | 2.5 | 1.1 |

TABLE I: Parameters of the simulated scalar field

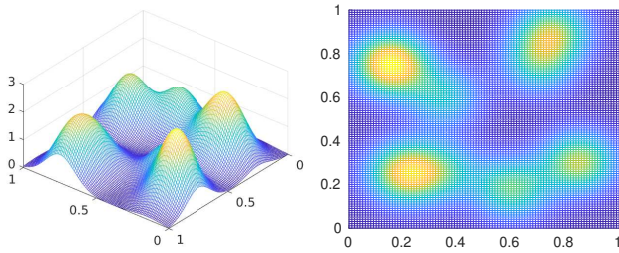


Fig. 3: The scalar field used for verifying the algorithms

where $c = [c_1 \ c_2 \ \dots \ c_N]^T$. Under the assumptions of the proposition, and lemma 4, the above term is strictly positive. Hence $(\underline{Q} + P^T \underline{L}P)$ is positive definite. Let η_{\min} be the smallest eigen-value of $(\underline{Q} + P^T \underline{L}P)$. Then we have

$$\begin{aligned} \dot{V} &\leq -\kappa V - \alpha \eta_{\min} \|\tilde{a}\|^2 + \sum_{i=1}^N \|\tilde{a}_i\| T p \sqrt{p} k \epsilon_c a_{\max} \\ &= -\kappa V - \alpha \eta_{\min} \sum_{i=1}^N \|\tilde{a}_i\| \left(\|\tilde{a}_i\| - \frac{T p \sqrt{p} k \epsilon_c a_{\max}}{\alpha \eta_{\min}} \right) \end{aligned}$$

for some $\kappa > 0$. Thus for $\|\tilde{a}_i\| > \frac{T p \sqrt{p} k \epsilon_c a_{\max}}{\alpha \eta_{\min}}$, V decreases exponentially and the result holds. \square

VI. SIMULATIONS

In this section, we verify the algorithms presented using simulations. First we consider the exact parameterization case where the true scalar field is a linear combination of RBFs with the centres of the RBFs being known. This case allows us to verify the correctness of the algorithms presented in the paper. Next we consider a scalar field which is completely unknown, and use the algorithms presented to reconstruct the scalar field. The mobile sensors in the simulations are assumed to be single integrators with dynamics given by $\dot{x}_i = u_i$ where x_i is the position of sensor i and u_i is its control input. For ease of comparing various algorithms, we refer to the algorithm in section IV-A as *Algorithm S1*, the algorithm presented in section IV-B as *Algorithm S2*, and the modified version of algorithm S2 in section IV-C as *Algorithm S3*.

A. Exact parameterization

We consider the unit square region \mathcal{Q} with four mobile sensors. The scalar field to be estimated is exactly parameterized in terms of Gaussian RBFs (given by equation (2)), the x and y coordinates of the RBF centres c_i being given in table I. The standard deviation of each of the gaussians σ_i is chosen to be 0.1. The true parameter values a^i are also given in table I. The scalar field is shown in figure 3. The initial positions of the mobile sensors were chosen randomly and shown in figure 4. The partition of the region was done by constructing the voronoi cells for each mobile sensor. The Voronoi cell of

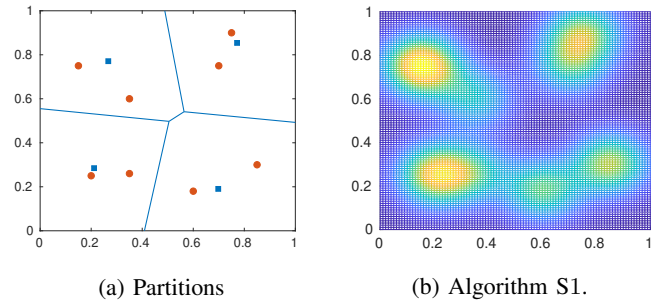


Fig. 4: Left: Initial positions (blue squares), corresponding partitions and centres of RBFs (red circles); Right: Reconstructed field using algorithm S1.

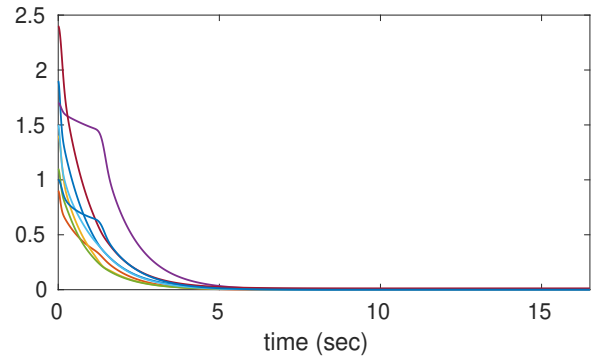


Fig. 5: Algorithm S1: Average parameter estimation error with time

mobile sensor i (denoted \mathcal{Q}_i) consists of those points which are closer to sensor i as compared to all other sensors:

$$\mathcal{Q}_i = \{q \in \mathcal{Q} : \|q - x_i\| \leq \|q - x_j\|, j = 1, 2, \dots, N; j \neq i\} \quad (55)$$

For motion control of the sensors, we use a proportional control law $u_i = k(x_i - x_{gi})$ where x_{gi} is made to switch between all the centres in the region \mathcal{Q}_i making sure the condition in lemma 2 is satisfied. The control gain k was chosen to be 5. The simulation ran for 16.5 seconds. The excitation condition was achieved in $T = 1.5$ seconds. The reconstructed scalar field with algorithm S1 is shown in figure 4 on the right and the average (across all the mobile sensors) parameter estimation error is shown in figure 5. It can be seen that the parameters converge exactly to the true values and exact reconstruction is achieved. The reconstructed field with algorithm S2 and algorithm S3 are shown in figure 6. The corresponding estimation errors are shown in figures 7 and 8 respectively. The maximum parameter estimation error using algorithm S2 was found to be 0.030 and using the algorithm S3 was found to be 0.017. Thus the algorithm S3 is seen to give better parameter estimates in this case.

We also present simulation results where we do not know the exact value of the centres of the RBFs (as in section V). We assume we know the centres within an accuracy of $\epsilon_c = 0.05$. For this, we add a random perturbation (bounded by ϵ_c) to the true centre coordinates and use the perturbed centres in the estimation algorithm. The reconstructed fields with algorithms

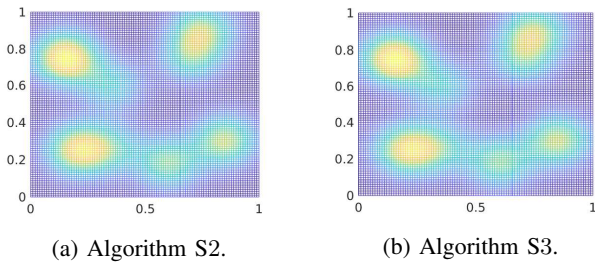


Fig. 6: The reconstructed field using algorithm S2 and S3.

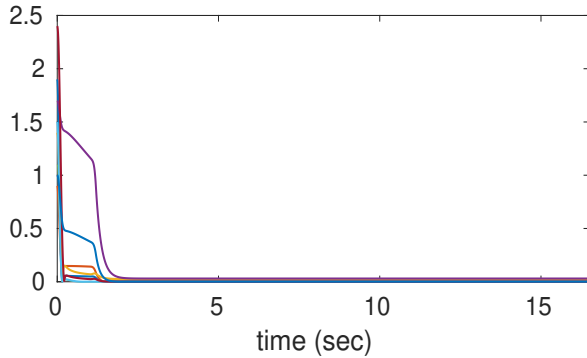


Fig. 7: Algorithm S2: Average parameter estimation error with time

S1, S2 and S3 are shown in figures 9 and 10 respectively. Table 9a also compares the maximum steady state parameter errors in the three cases. As expected, algorithm S1 has much lower steady state error compared to algorithm S2 and algorithm S3 performs better than algorithm S2. It should be noted that all the algorithms identify the main features of the true field, as seen from the reconstructed field plots.

B. Fully unknown scalar field

Now we test the estimation algorithms on a more general scalar field which is not a linear combination of RBFs. For

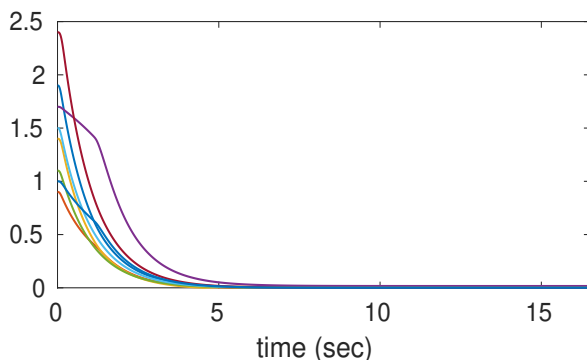


Fig. 8: Algorithm S3: Average parameter estimation error with time

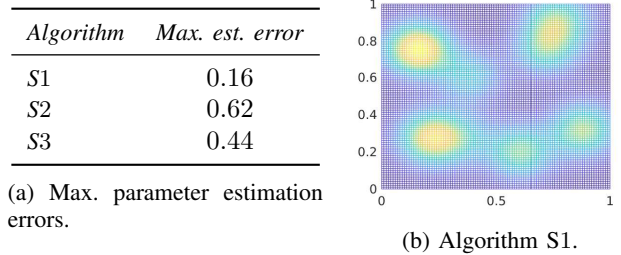


Fig. 9: Unknown Centres: Max. parameter estimation errors (left) and the reconstructed field using algorithm S1 (right).

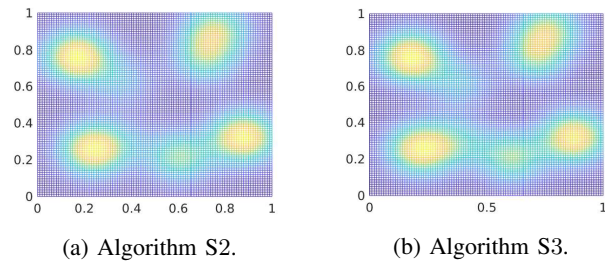


Fig. 10: Unknown Centres: Reconstructed field.

this we consider the continuous scalar field given by

$$\phi(x, y) = 3x^2 e^{-\frac{(x-0.7)^2 - (y-0.7)^2}{0.05}} + e^{-\frac{(x-0.4)^2 - (y-0.4)^2}{0.06}} + \frac{1}{3} e^{-\frac{(x-0.2)^2 - (y-0.2)^2}{0.08}}.$$

over the unit square region \mathcal{Q} . A plot of $\phi(\cdot)$ is shown in figure 11. We use $N = 5$ mobile sensors with the partitions \mathcal{Q}_i determined as follows: We first run a uniform coverage algorithm (coverage algorithm presented in [5] with a uniform density function $\phi(q) \equiv 1$). This makes the mobile sensors uniformly spread out in the region \mathcal{Q} . We then compute the voronoi partition (55) of the sensors and use it as the required partition \mathcal{Q}_i .

We first show the results for approximating the field $\phi(\cdot)$ with $p = 100$ Gaussian RBFs. The centres of the Gaussian are arranged in a uniform grid over the region \mathcal{Q} . The reconstructed field plots for two values of σ_i (standard deviation of the Gaussian RBFs) are shown in figures 12, 13 and 14 with the three algorithms. To compare the various algorithms, we

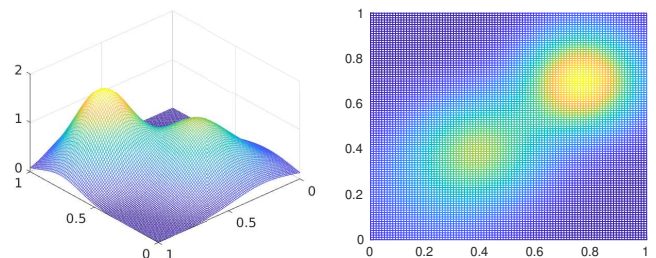


Fig. 11: The scalar field $\phi(x, y)$ used in the simulation

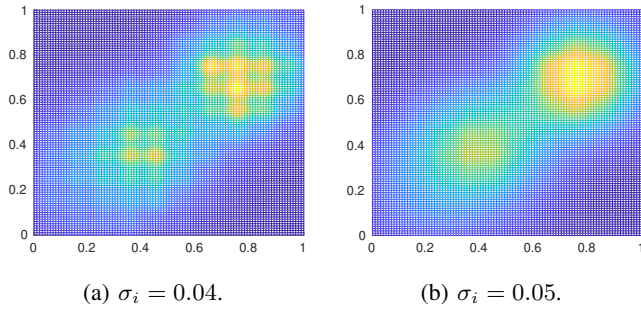


Fig. 12: Reconstructed field ($p = 100$) with algorithm S1.

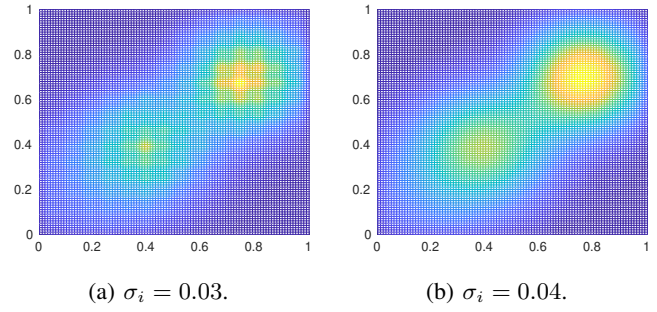


Fig. 15: Reconstructed field ($p = 196$) with algorithm S1.

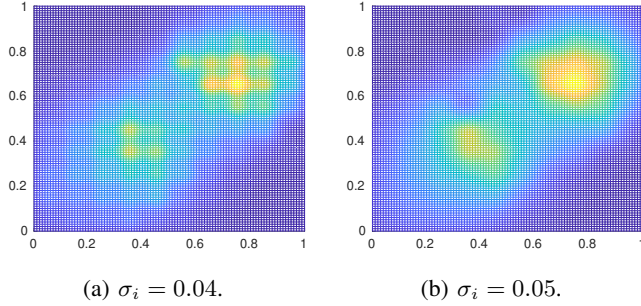


Fig. 13: Reconstructed field ($p = 100$) with algorithm S2.

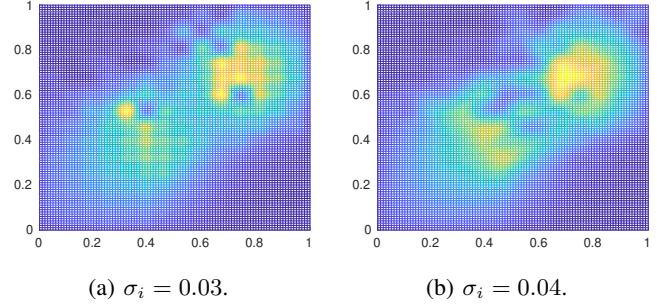


Fig. 16: Reconstructed field ($p = 196$) with algorithm S2.

use the integral error (see theorem 1)

$$\|e\|_2 = \int_{\mathcal{Q}} |\phi(q) - \mathcal{K}(q)^\top \hat{a}| dq$$

where \hat{a} is the final parameter estimate obtained from the given algorithm. The integral error for approximation of $\phi(\cdot)$ using $p = 100$ parameters is shown in table II. The table also shows the time T in seconds at which the excitation (positive definiteness) condition is achieved. The total runtime of the estimation algorithms was $T + 20$ seconds.

The reconstructed field plots for $p = 196$ parameters is shown in figures 15, 16 and 17 with the three algorithms. The

comparison of various algorithms is given in table III.

We see that algorithm S1 gives better approximation compared to the others as expected. Also the algorithm S3 performs significantly better compared to algorithm S2. Increasing the number of parameters gives better approximation as expected for algorithm 1, though for the other algorithms this is not guaranteed due to the extra error incurred (see theorem 4) which may increase with larger p depending on other variables such as the location of centres. σ_i also plays an important role in the reconstruction of the original field. For $p = 100$, $\sigma_i = 0.05$ seems to provide a better approximation compared to $\sigma_i = 0.04$, and for $p = 196$, $\sigma_i = 0.04$ seems

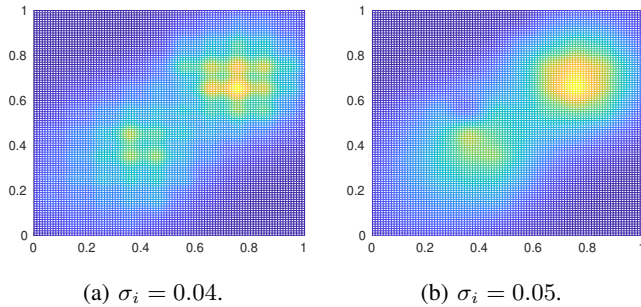


Fig. 14: Reconstructed field ($p = 100$) with algorithm S3.

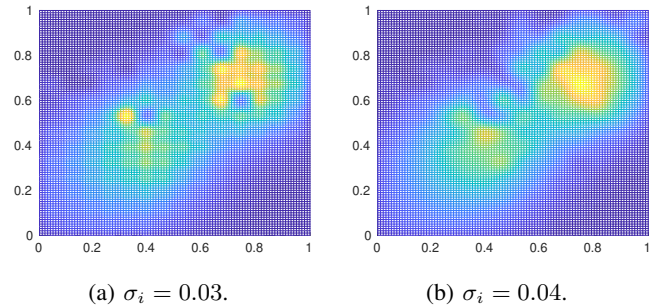


Fig. 17: Reconstructed field ($p = 196$) with algorithm S3.

| $\sigma_i = 0.04$ | T (sec) | $\ e\ _2$ | $\sigma_i = 0.05$ | T (sec) | $\ e\ _2$ |
|-------------------|-----------|-----------|-------------------|-----------|-----------|
| Algorithm S1 | 3.1 | 0.045 | Algorithm S1 | 3.9 | 0.012 |
| Algorithm S2 | 3.1 | 0.054 | Algorithm S2 | 3.7 | 0.053 |
| Algorithm S3 | 3.1 | 0.048 | Algorithm S3 | 3.7 | 0.028 |

TABLE II: Comparison of algorithms for $p = 100$ parameters.

| $\sigma_i = 0.03$ | T (sec) | $\ e\ _2$ | $\sigma_i = 0.04$ | T (sec) | $\ e\ _2$ |
|-------------------|-----------|-----------|-------------------|-----------|-----------|
| Algorithm S1 | 6.6 | 0.031 | Algorithm S1 | 8.9 | 0.008 |
| Algorithm S2 | 6.6 | 0.059 | Algorithm S2 | 8.8 | 0.073 |
| Algorithm S3 | 6.6 | 0.053 | Algorithm S3 | 8.8 | 0.039 |

TABLE III: Comparison of algorithms for $p = 196$ parameters.

to provide a better approximation compared to $\sigma_i = 0.03$. To summarize, algorithm S1 gives better approximation compared to the others though it is more computational and memory intensive. The algorithm S3 also gives a good approximation requiring much less memory. It may also be noted that in many applications, we may only be interested in identifying the main features of the original field which was successfully done in most of the cases discussed.

VII. CONCLUSION

In this paper we consider the estimation of a scalar field motivated by tools from adaptive control theory and Lyapunov analysis. We derived two estimation algorithms, one in which each mobile sensor estimates the entire parameter vector, and another in which each mobile sensor estimates only part of the parameter vector. We verified and tested the algorithms using simulations. Further work involves improving upon the proposed algorithms, and possibility of estimation of time-varying fields by persistent motion of the mobile sensors.

REFERENCES

- [1] A. Jadbabaie and J. Lin, "Coordination of groups of mobile autonomous agents using nearest neighbor rules," *Automatic Control, IEEE Transactions on*, vol. 48, no. 6, pp. 988–1001, 2003.
- [2] R. M. Murray, "Recent research in cooperative control of multivehicle systems," *Journal of Dynamic Systems, Measurement, and Control*, vol. 129, no. 5, pp. 571–583, 2007.
- [3] R. Olfati-Saber, A. Fax, and R. M. Murray, "Consensus and cooperation in networked multi-agent systems," *Proceedings of the IEEE*, vol. 95, no. 1, pp. 215–233, 2007.
- [4] H. Tanner, A. Jadbabaie, and G. Pappas, "Flocking in fixed and switching networks," *Automatic Control, IEEE Transactions on*, vol. 52, no. 5, pp. 863–868, May 2007.
- [5] J. Cortes, S. Martinez, T. Karatas, and F. Bullo, "Coverage control for mobile sensing networks," *IEEE Transactions on Automatic Control*, vol. 20, no. 2, pp. 243–255, Apr. 2004.
- [6] R. Nowak, U. Mitra, and R. Willett, "Estimating inhomogeneous fields using wireless sensor networks," *IEEE Journal on Selected Areas in Communications*, vol. 22, no. 6, pp. 999–1006, Aug 2004.
- [7] W. Bajwa, A. Sayeed, and R. Nowak, "Matched source-channel communication for field estimation in wireless sensor network," in *IPSN 2005. Fourth International Symposium on Information Processing in Sensor Networks, 2005.*, April 2005, pp. 332–339.
- [8] T. Van Waterschoot and G. Leus, "Static field estimation using a wireless sensor network based on the finite element method," in *2011 4th IEEE International Workshop on Computational Advances in Multi-Sensor Adaptive Processing (CAMSAP)*, Dec 2011, pp. 369–372.
- [9] M. C. Vuran and O. B. Akan, "Spatio-temporal characteristics of point and field sources in wireless sensor networks," in *2006 IEEE International Conference on Communications*, vol. 1, June 2006, pp. 234–239.
- [10] H. Zhang, J. M. F. Moura, and B. Krogh, "Dynamic field estimation using wireless sensor networks: Tradeoffs between estimation error and communication cost," *IEEE Transactions on Signal Processing*, vol. 57, no. 6, pp. 2383–2395, June 2009.
- [11] D. Dardari, A. Conti, C. Buratti, and R. Verdone, "Mathematical evaluation of environmental monitoring estimation error through energy-efficient wireless sensor networks," *IEEE Transactions on Mobile Computing*, vol. 6, no. 7, pp. 790–802, July 2007.
- [12] A. Dogandzic and B. Zhang, "Distributed estimation and detection for sensor networks using hidden markov random field models," *IEEE Transactions on Signal Processing*, vol. 54, no. 8, pp. 3200–3215, Aug 2006.
- [13] R. Graham and J. Cortes, "Adaptive information collection by robotic sensor networks for spatial estimation," *IEEE Transactions on Automatic Control*, vol. 57, no. 6, pp. 1404–1419, June 2012.
- [14] I. Nevat, G. W. Peters, and I. B. Collings, "Random field reconstruction with quantization in wireless sensor networks," *IEEE Transactions on Signal Processing*, vol. 61, no. 23, pp. 6020–6033, Dec 2013.
- [15] R. K. Ramachandran and S. Berman, "The effect of communication topology on scalar field estimation by large networks with partially accessible measurements," in *2017 American Control Conference (ACC)*, May 2017, pp. 3886–3893.
- [16] Y. P. Bergamo and C. G. Lopes, "Scalar field estimation using adaptive networks," in *2012 IEEE International Conference on Acoustics, Speech and Signal Processing (ICASSP)*, March 2012, pp. 3565–3568.
- [17] H. M. La and W. Sheng, "Distributed sensor fusion for scalar field mapping using mobile sensor networks," *IEEE Transactions on Cybernetics*, vol. 43, no. 2, pp. 766–778, April 2013.
- [18] H. M. La, W. Sheng, and J. Chen, "Cooperative and active sensing in mobile sensor networks for scalar field mapping," *IEEE Transactions on Systems, Man, and Cybernetics: Systems*, vol. 45, no. 1, pp. 1–12, Jan 2015.
- [19] W. Wu and F. Zhang, "Cooperative exploration of level surfaces of three dimensional scalar fields," *Automatica*, vol. 47, no. 9, pp. 2044–2051, Sep. 2011. [Online]. Available: <http://dx.doi.org/10.1016/j.automatica.2011.06.001>
- [20] B. Zhang and G. S. Sukhatme, "Adaptive sampling for estimating a scalar field using a robotic boat and a sensor network," in *Proceedings 2007 IEEE International Conference on Robotics and Automation*, April 2007, pp. 3673–3680.
- [21] M. Schwager, D. Rus, and J.-J. Slotine, "Decentralized, adaptive coverage control for networked robots," *Int. J. Rob. Res.*, vol. 28, no. 3, pp. 357–375, Mar. 2009.
- [22] R. Abdul Razak, S. Srikant, and H. Chung, "Decentralized Adaptive Coverage Control of Nonholonomic Mobile Robots," in *10th IFAC Symposium on Nonlinear Control Systems*, 2016, pp. 1173–1178.
- [23] —, "Decentralized and adaptive control of multiple nonholonomic robots for sensing coverage," *International Journal of Robust and Nonlinear Control*, vol. 28, no. 6, pp. 2636–2650, 2018. [Online]. Available: <https://onlinelibrary.wiley.com/doi/abs/10.1002/rnc.4041>
- [24] R. A. Razak, S. Srikant, and H. Chung, "Distributed coverage control of mobile sensors: Generalized approach using distance functions," in *2018 IEEE Conference on Decision and Control (CDC)*, Dec 2018, pp. 3323–3328.
- [25] J. Park and I. W. Sandberg, "Universal approximation using radial-basis-function networks," *Neural Computation*, vol. 3, no. 2, pp. 246–257, June 1991.
- [26] E. Lavretsky and K. A. Wise, *Robust Adaptive Control*. Springer, 2013.
- [27] C. Micchelli, "Interpolation of scattered data: distance matrices and conditionally positive definite functions," *Constr. Approx.*, vol. 2, pp. 11–22, 1986.
- [28] D. Gorinevsky, "On the persistency of excitation in radial basis function network identification of nonlinear systems," *IEEE Transactions on Neural Networks*, vol. 6, no. 5, pp. 1237–1244, 1995.
- [29] M. Mesbahi and M. Egerstedt, *Graph theoretic methods in multiagent networks*. Princeton University Press, 2010, vol. 33.