

Effect of thermal ions on fluid nonlinear frequency shift of ion acoustic waves in multi-ion species plasmas

Q. S. Feng,¹ Q. Wang,² L. H. Cao,^{1,2,3, a)} C. Y. Zheng,^{1,2,3, b)} Z. J. Liu,^{1,2} and X. T. He^{1,2,3}

¹⁾*Institute of Applied Physics and Computational Mathematics, Beijing, 100094, China*

²⁾*HEDPS, Center for Applied Physics and Technology, Peking University, Beijing, 100871, China*

³⁾*Collaborative Innovation Center of IFSA (CICIFSA), Shanghai Jiao Tong University, Shanghai 200240, China*

(Dated: 27 November 2024)

A model of the fluid nonlinear frequency shift of ion acoustic waves (IAWs) in multi-ion species plasmas is presented, which considers the effect of ion temperature. Because the thermal ion exists in plasmas in inertial confinement fusion (ICF) and also solar wind, which should be considered in nonlinear frequency shift of IAWs. However, the existing models [Berger et al., *Physics of Plasmas* 20, 032107 (2013); Q. S. Feng et al., *Phys. Rev. E* 94, 023205 (2016)] just consider the cold ion fluid models. This complete theory considering multi-ion species and thermal ions will calculate the frequency of the large amplitude nonlinear IAWs more accurately, especially the slow mode with high ion temperature, which will have wide application in space physics and inertial confinement fusion.

PACS numbers: 52.35.Fp, 52.35.Mw, 52.35.Py, 52.38.Bv

I. INTRODUCTION

The nonlinearities of ion acoustic waves (IAWs) are of fundamental interest to plasma physics. Understanding the fluid effects and kinetic effects of nonlinear IAWs is of key significant in space physics such as solar wind¹⁻⁵ and also stimulated Brillouin scattering (SBS) in inertial confinement fusion (ICF)⁶⁻¹².

The nonlinear saturation of SBS¹³⁻¹⁸ in plasmas relevant to ICF is closely related to the ion-acoustic wave saturation. Therefore, studying the nonlinearities of IAWs is important to understand the underlying physics of the saturation of SBS and to interpret scattered light levels from current ICF experiments. The nonlinear frequency shift (NFS) of IAWs induced by trapping^{13,16-18} and harmonic generation^{19,20} is suggested to be a possible saturation mechanism of SBS. Therefore, the theory to calculate the nonlinear frequency shift of IAWs is vital to ICF.

The nonlinear effects on the frequency of the nonlinear IAWs are hot topics as a result of their potential role in determining the saturation of SBS in ICF.^{18,21} The fluid NFS of IAWs resulting from harmonic generation is obtained by the isothermal cold ion fluid equations where ion is considered to be cold²²⁻²⁴. However, in fusion plasmas, ion temperature might be almost comparable to electron temperature. Therefore, the effect of ion temperature on the fluid NFS should be considered.

In this paper, a multi thermal ion fluid model is proposed to calculate the fluid NFS of IAW in multi-ion species plasmas. This model considers the thermal ions

and is verified to be consistent to Vlasov simulation data better, especially for the slow IAW mode with high ion temperature.

II. THEORETICAL MODEL

From the isothermal hot ion fluid equations:

$$\partial_t n_a + \partial_x (n_a v_a) = 0, \quad (1)$$

$$\partial_t v_a + v_a \partial_x v_a = -C_a^2 \partial_x \phi - \gamma_a v_{th,a}^2 \partial_x n_a, \quad (2)$$

$$-\partial_x^2 \phi + 4\pi e n_0 \exp[\phi] = 4\pi \sum_a q_a n_a, \quad (3)$$

the fluid nonlinear frequency shift resulting from harmonic generation is derived. Where the electrostatic potential is normalized by T_e/e , i.e., $\phi \rightarrow e\phi/T_e$; $C_a = \sqrt{Z_a T_e/m_a}$ and $v_{th,a} = \sqrt{T_a/m_a}$ are the sound speed and the thermal velocity of ion a . The thermal ion effect, i.e., the term of $-\gamma_a v_{th,a}^2 \partial_x n_a$ in Eq. (2) is considered in this paper. Following Pesme *et al.*²⁵, Berger *et al.*²² and Feng *et al.*²⁴ the variables in a Fourier series are given by

$$(\phi, n_a, v_a) = (\phi_0, n_{a0}, v_{a0}) + \frac{1}{2} \sum_{l \neq 0} (\phi_l, n_{al}, v_{al}) \times \exp[i l(kx - \omega t)], \quad (4)$$

where $(\phi_{a-l}, n_{a-l}, v_{a-l}) = (\phi_{al}, n_{al}, v_{al})^*$ and $\exp \phi \simeq 1 + \phi + \frac{1}{2} \phi^2$ by keeping terms for $l = 0, \pm 1, \pm 2$ up to 2nd order. From Eqs. (1)-(3) for $l = 0$ by retaining terms with matching exponents in the Fourier series, one obtains

$$\phi_0 + \frac{\phi_0^2}{2} = -\frac{\phi_1^2}{4} - \frac{\phi_2^2}{4}, \quad (5)$$

^{a)}Electronic mail: cao_lihua@iapcm.ac.cn

^{b)}Electronic mail: zheng_chunyang@iapcm.ac.cn

where conservation of charge, $n_0 = \sum_a Z_a n_{a0}$, has been used. The equation of Eq. (2) for $l = 1$ is

$$-i\omega v_{a1} + ikC_a^2\phi_1 + ik\frac{\gamma_a v_{th,a}^2}{n_{a0}}n_{a1} = -i\frac{1}{2}v_{a-1}v_{a2}, \quad (6)$$

where the left hand are the linear terms and the right hand are the nonlinear terms. The corresponding equation for $l = 2$ is

$$-2i\omega v_{a2} = -2ik\left[C_a^2\phi_2 + \frac{1}{4}v_{a1}^2 + \frac{\gamma_a v_{th,a}^2}{n_{a0}}n_{a2}\right]. \quad (7)$$

Keeping terms only to second order in ϕ_2 , we will calculate for ϕ_2 in the following. Firstly,

$$n_{a2} = \frac{k}{\omega}\left[n_{a0}v_{a2} + \frac{1}{2}n_{a1}v_{a1}\right], \quad (8)$$

$$v_{a2} = \frac{k}{\omega}\left[C_a^2\phi_2 + \frac{1}{4}v_{a1}^2 + \gamma_a v_{th,a}^2 \frac{n_{a2}}{n_{a0}}\right], \quad (9)$$

which further gives

$$\begin{aligned} v_{a2} &= \frac{k}{\omega}\left[C_a^2\phi_2 + \frac{1}{4}v_{a1}^2 + \gamma_a v_{th,a}^2 \frac{k}{\omega}[v_{a2} + \frac{1}{2}\frac{n_{a1}}{n_{a0}}v_{a1}]\right], \\ &= \frac{k/\omega}{1 - \frac{k^2\gamma_a v_{th,a}^2}{\omega^2}}\left[C_a^2\phi_2 + \frac{1}{4}v_{a1}^2 + \frac{1}{2}\frac{k\gamma_a v_{th,a}^2}{\omega}\frac{n_{a1}}{n_{a0}}v_{a1}\right], \\ n_{a2} &= n_{a0}\frac{k^2}{\omega^2}\frac{1}{1 - \frac{k^2\gamma_a v_{th,a}^2}{\omega^2}}\left[C_a^2\phi_2 + \frac{1}{4}v_{a1}^2 + \frac{1}{2}\frac{\omega}{k}\frac{n_{a1}}{n_{a0}}v_{a1}\right]. \end{aligned}$$

Substituting above results into Eq. (7), one obtains

$$\begin{aligned} &[4k^2\lambda_{De}^2 + (1 + \phi_0)]\phi_2 + \frac{1}{4}\phi_1^2 \\ &= \sum_a Z_a \frac{n_{a0}}{n_{e0}}\frac{k^2/\omega^2}{1 - \frac{k^2\gamma_a v_{th,a}^2}{\omega^2}}\left[C_a^2\phi_2 + \frac{1}{4}v_{a1}^2 + \frac{1}{2}\frac{\omega}{k}\frac{n_{a1}}{n_{a0}}v_{a1}\right]. \end{aligned} \quad (10)$$

Since ϕ_2 is estimated to second order in ϕ_2 , n_{a1} and v_{a1} in Eq. (10) are simply estimated to first order in ϕ_1 . Thus, from Eq. (6), one obtains

$$n_{a1} = \frac{k}{\omega}n_{a0}v_{a1} = n_{a0}\frac{k^2/\omega^2}{1 - \frac{k^2\gamma_a v_{th,a}^2}{\omega^2}}C_a^2\phi_1, \quad (11)$$

$$v_{a1} = \frac{k}{\omega}C_a^2\phi_1 + \frac{k}{\omega}\gamma_a v_{th,a}^2 \frac{n_{a1}}{n_{a0}} = \frac{k/\omega}{1 - \frac{k^2\gamma_a v_{th,a}^2}{\omega^2}}C_a^2\phi_1. \quad (12)$$

Substituting these results into Eq. (10), one obtains

$$\begin{aligned} &[4k^2\lambda_{De}^2 + (1 + \phi_0)]\phi_2 + \frac{1}{4}\phi_1^2 \\ &= \sum_a Z_a \frac{n_{a0}}{n_{e0}}\frac{k^2/\omega^2}{1 - \frac{k^2\gamma_a v_{th,a}^2}{\omega^2}}\left[C_a^2\phi_2 + \frac{3}{4}v_{a1}^2\right]. \end{aligned} \quad (13)$$

This result can be rewritten to

$$\begin{aligned} &[4k^2\lambda_{De}^2 + (1 + \phi_0) - \sum_a \frac{Z_a n_{a0}/n_{e0}}{1 - \frac{k^2\gamma_a v_{th,a}^2}{\omega^2}}\frac{k^2 C_a^2}{\omega^2}]\phi_2 \\ &= \frac{3}{4}\sum_a \frac{Z_a n_{a0}}{n_{e0}}\left[\frac{k^4 C_a^4/\omega^4}{(1 - \frac{k^2\gamma_a v_{th,a}^2}{\omega^2})^3} - \frac{1}{3}\right]\phi_1^2. \end{aligned} \quad (14)$$

Due to $\phi_0 \sim |\phi_1|^2$, this term in the left hand of the above equation is neglected and

$$C_{2s}^2 \equiv \sum_a \frac{Z_a n_{a0}/n_{e0}}{1 - \frac{k^2\gamma_a v_{th,a}^2}{\omega^2}}C_a^2, \quad C_{4s}^4 \equiv \sum_a \frac{Z_a n_{a0}/n_{e0}}{(1 - \frac{k^2\gamma_a v_{th,a}^2}{\omega^2})^3}C_a^4, \quad (15)$$

is defined. Where $\frac{k^2\gamma_a v_{th,a}^2}{\omega^2}$ is the term considering the thermal ion effect, which is zero in cold ion model^{22,24}. One obtains

$$[4k^2\lambda_{De}^2 + 1 - \frac{k^2 C_{2s}^2}{\omega^2}]\phi_2 = \left[\frac{3}{4}\frac{k^4 C_{4s}^4}{\omega^4} - \frac{1}{4}\right]\phi_1^2. \quad (16)$$

Finally, the relation between ϕ_2 and ϕ_1 is

$$\phi_2 = A_{2\phi}\phi_1^2, \quad A_{2\phi} = \frac{[\frac{3}{4}\frac{k^4 C_{4s}^4}{\omega^4} - \frac{1}{4}]}{[4k^2\lambda_{De}^2 + 1 - \frac{k^2 C_{2s}^2}{\omega^2}]}. \quad (17)$$

Defining $C_{s2}^2 = 4k^2 C_{2s}^2/(1 + 4k^2\lambda_{De}^2)$, then one obtains

$$A_{2\phi} = \frac{C_{s2}^2}{4\omega^2 - C_{s2}^2}\left[\frac{3k^2 C_{4s}^4}{4\omega^2 C_{2s}^2} - \frac{\omega^2}{4k^2 C_{2s}^2}\right]. \quad (18)$$

In the following, ϕ_1 will be estimated to less than third order in ϕ_1 from equations for $l = 0$. First, the density and velocity are

$$n_{a1} = \frac{k}{\omega}[n_{a0}v_{a1} + \frac{1}{2}n_{a-1}v_{a2} + \frac{1}{2}n_{a2}v_{a-1}], \quad (19)$$

$$v_{a1} = \frac{k}{\omega}\left[C_a^2\phi_1 + \frac{\gamma_a v_{th,a}^2}{n_{a0}}n_{a1} + \frac{1}{2}v_{a-1}v_{a2}\right]. \quad (20)$$

The first order and the second harmonic of density and velocity are

$$n_{a1} = \frac{k}{\omega}n_{a0}v_{a1} = \frac{k^2/\omega^2}{1 - \frac{k^2\gamma_a v_{th,a}^2}{\omega^2}}n_{a0}C_a^2\phi_1, \quad (21)$$

$$v_{a1} = \frac{k/\omega}{1 - \frac{k^2\gamma_a v_{th,a}^2}{\omega^2}}C_a^2\phi_1, \quad (22)$$

$$n_{a2} = n_{a0}\frac{k^2/\omega^2}{1 - \frac{k^2\gamma_a v_{th,a}^2}{\omega^2}}\left[C_a^2\phi_2 + \frac{3}{4}v_{a1}^2\right], \quad (23)$$

$$v_{a2} = \frac{k/\omega}{1 - \frac{k^2\gamma_a v_{th,a}^2}{\omega^2}}\left[C_a^2\phi_2 + \frac{1}{4}v_{a1}^2 + \frac{1}{2}\frac{k^2\gamma_a v_{th,a}^2}{\omega^2}v_{a1}^2\right]. \quad (24)$$

Now, we first derive velocity v_{a1} by substituting result of first order into the term of high order

$$v_{a1} = \frac{k/\omega}{1 - \frac{k^2\gamma_a v_{th,a}^2}{\omega^2}} [C_a^2 \phi_1 + \frac{1}{2} [\frac{k^2\gamma_a v_{th,a}^2}{\omega^2} + 1] v_{a1} v_{a2} + \frac{1}{2} \frac{k\gamma_a v_{th,a}^2}{\omega} \frac{n_{a2}}{n_{a0}} v_{a1}]. \quad (25)$$

Inserting the first order result of the velocity v_{a1} , one obtains

$$v_{a1} = \frac{kC_a^2/\omega}{1 - \frac{k^2\gamma_a v_{th,a}^2}{\omega^2}} [1 + \frac{k^2 C_a^2}{\omega^2} (\frac{2k^2\gamma_a v_{th,a}^2}{\omega^2} + 1) \phi_2 + \frac{k^4 C_a^4}{\omega^4} (1 + \frac{6k^2\gamma_a v_{th,a}^2}{\omega^2} + \frac{2k^4\gamma_a v_{th,a}^4}{\omega^4}) \phi_1^2] \phi_1. \quad (26)$$

Next, the density perturbation is

$$n_{a1} = n_{a0} \frac{k^2 C_a^2/\omega^2}{1 - \frac{k^2\gamma_a v_{th,a}^2}{\omega^2}} [1 + \frac{3k^2 C_a^2}{2(1 - \frac{k^2\gamma_a v_{th,a}^2}{\omega^2})^2} \phi_2 + \frac{k^4 C_a^4/\omega^2}{8(1 - \frac{k^2\gamma_a v_{th,a}^2}{\omega^2})^4} (5 + \frac{4k^2\gamma_a v_{th,a}^2}{\omega^2}) \phi_1^2] \phi_1. \quad (27)$$

The Poisson equation for $l = 1$ is

$$[k^2 \lambda_{De}^2 + 1 + \phi_0] \phi_1 + \frac{1}{2} \phi_2 \phi_1 = \sum_a Z_a \frac{n_{a1}}{n_{e0}}. \quad (28)$$

Substituting the expression of Eq. (27) into this Poisson equation gives

$$[k^2 \lambda_{De}^2 + 1 + \phi_0 - \sum_a \frac{Z_a n_{a0}/n_{e0}}{1 - \frac{k^2\gamma_a v_{th,a}^2}{\omega^2}} \frac{k^2 C_a^2}{\omega^2}] \phi_1 \quad (29)$$

$$= -\frac{1}{2} \phi_2 \phi_1 + \sum_a \frac{Z_a n_{a0}/n_{e0}}{(1 - \frac{k^2\gamma_a v_{th,a}^2}{\omega^2})^3} \frac{3k^4 C_a^4}{2\omega^4} \phi_2 \phi_1$$

$$+ \sum_a \frac{Z_a n_{a0}/n_{e0} (5 + \frac{4k^2\gamma_a v_{th,a}^2}{\omega^2})}{(1 - \frac{k^2\gamma_a v_{th,a}^2}{\omega^2})^5} \frac{k^6 C_a^6}{\omega^6} \phi_1^2 \phi_1. \quad (30)$$

Applying the relation $\phi_0 \approx -\frac{1}{4} |\phi_1|^2$, and defining

$$C_{6s}^6 \equiv \sum_a \frac{Z_a n_{a0} (1 + \frac{4k^2\gamma_a v_{th,a}^2}{5\omega^2})}{n_{e0} (1 - \frac{k^2\gamma_a v_{th,a}^2}{\omega^2})^5} C_a^6, \quad (31)$$

one obtains

$$[k^2 \lambda_{De}^2 + 1 - \frac{k^2 C_{2s}^2}{\omega^2}] \phi_1 = [-\frac{1}{2} + \frac{3k^4 C_{4s}^4}{2\omega^4}] \phi_2 \phi_1$$

$$+ [\frac{1}{4} + \frac{5k^6 C_{6s}^6}{8\omega^6}] |\phi_1|^2 \phi_1. \quad (32)$$

Substituting $\phi_2 = A_{2\phi} \phi_1^2$ and defining $C_{s1}^2 = k^2 C_{2s}^2 / (1 + k^2 \lambda_{De}^2)$, one can obtain

$$[\omega^2 - C_{s1}^2] \phi_1 = (A_{2\phi} C_{A_{2\phi}} + C_2) |\phi_1|^2 \phi_1, \quad (33)$$

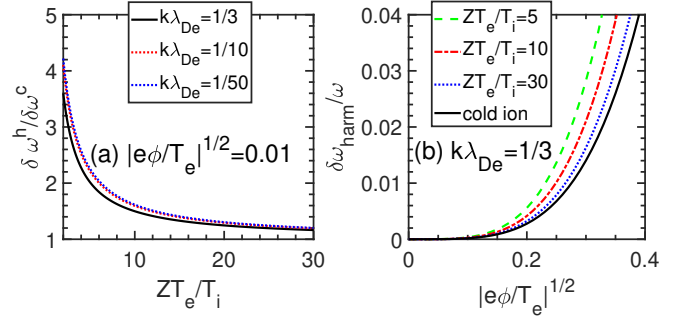


FIG. 1. (a) The ratio of the fluid nonlinear frequency shift including ion temperature to that with cold ion varies with ZT_e/T_i for different $k\lambda_{De}$. (b) The fluid nonlinear frequency shift varies with the electrostatic potential for different ZT_e/T_i with $k\lambda_{De} = 1/3$.

where

$$C_{A_{2\phi}} = \frac{C_{s1}^2}{2} [-\frac{\omega^2}{k^2 C_{2s}^2} + 3 \frac{k^2 C_{4s}^4}{\omega^2 C_{2s}^2}], \quad (34)$$

$$C_2 = \frac{C_{s1}^2}{8} [\frac{2\omega^2}{k^2 C_{2s}^2} + \frac{5k^4 C_{6s}^6}{\omega^4 C_{2s}^2}]. \quad (35)$$

Since $\omega_{\text{harm}} = \omega + \delta\omega_{\text{harm}}$, and $\omega^2 - C_{s1}^2(\omega) = 0$, ω_{harm} is the effective fundamental IAWs frequency after accounting for harmonic effects. Due to the inclusion of the second harmonic terms, the frequency shift of the fundamental mode in multi-ion species plasmas is given by

$$\frac{\delta\omega_{\text{harm}}}{\omega} = \frac{\Delta}{2\omega^2 - \omega \partial_\omega C_{s1}^2} |\phi_1|^2, \quad \Delta \equiv A_{2\phi} C_{A_{2\phi}} + C_2. \quad (36)$$

A. single-ion species plasmas

Applying our result for single ion plasmas

$$\omega^2 = k^2 C_s^2 / \alpha + k^2 \gamma_a v_{th,a}^2 = k^2 C_s^2 (1/\alpha + \beta), \quad (37)$$

$$A_{2\phi} = \frac{3\alpha^2(1 + \alpha\beta) - 1}{12(\alpha - 1)}, \quad (38)$$

$$C_{A_{2\phi}} = \frac{\omega^2}{2} [-\frac{1}{\alpha} + 3\alpha(1 + \alpha\beta)], \quad (39)$$

$$C_2 = \frac{\omega^2}{8} [\frac{2}{\alpha} + 5\alpha^2(1 + \alpha\beta)^2 (1 + \frac{4k^2\gamma_a v_{th,a}^2}{5\omega^2})], \quad (40)$$

$$2\omega^2 - \omega \partial_\omega C_{s1}^2 = 2\omega^2(1 + \alpha\beta), \quad (41)$$

where $\alpha = k^2 \lambda_{De}^2 + 1$ and $\beta = \gamma_a v_{th,a}^2 / C_s^2 = \frac{\gamma_a T_a}{Z T_e}$. Therefore, the fluid nonlinear frequency shift in single ion species plasmas is given by

$$\frac{\delta\omega_{\text{harm}}}{\omega} = \frac{1}{48\alpha(\alpha - 1)(1 - \beta)} [(3\alpha^2(1 + \alpha\beta) - 1)^2 + 3(\alpha - 1)[2 + 5\alpha^3(1 + \alpha\beta)^2(1 + c)] |\phi_1|^2], \quad (42)$$

where $c = \frac{4k^2\gamma_a v_{th,a}^2}{5\omega^2}$. For cold ion, $\beta = 0, c = 0$, the nonlinear frequency shift is

$$\begin{aligned} \frac{\delta\omega_{\text{harm}}}{\omega} &= \frac{[(3\alpha^2 - 1)^2 + 3(\alpha - 1)(2 + 5\alpha^3)]}{48\alpha(\alpha - 1)} |\phi_1|^2 \\ &= \frac{(4 + 45\tilde{k}^2 + 93\tilde{k}^4 + 81\tilde{k}^6 + 24\tilde{k}^8)}{48\tilde{k}^2(1 + \tilde{k}^2)} |\phi_1|^2, \end{aligned} \quad (43)$$

which is consistent with the result of Berger *et al.*²² from cold ion assumption. Where $\tilde{k} = k\lambda_{De}$ is defined. Comparing Eq. (42) with Eq. (43), the effect of ion temperature on the frequency shift is presented by these terms including β . It is obvious that ion temperature can enhance the frequency shift. More detail, ion temperature will make a significant effect if $\gamma_a T_a / Z_a T_e \gtrsim 0.1$.

As shown in Fig. 1(a), the ratio of the fluid NFS including ion temperature to that with cold ion $\delta\omega^h/\delta\omega^c$ will decrease with ZT_e/T_i increasing. When ZT_e/T_i is very large, such as $ZT_e/T_i = 30$, the fluid NFS including ion temperature will be close to the fluid NFS with cold ion. Especially, when $ZT_e/T_i = 2$, the ratio $\delta\omega^h/\delta\omega^c$ will reach 3–4. That is to say, the effect of ion temperature on fluid NFS is obvious in higher ion temperature. On the other hand, with $k\lambda_{De}$ increasing, $\delta\omega^h/\delta\omega^c$ will decrease. When ZT_e/T_i is very large, such as $ZT_e/T_i = 30$, $\delta\omega^h/\delta\omega^c$ will be the same in different wave numbers $k\lambda_{De}$, which is because the effect of thermal ions on fluid NFS will not be obvious when ZT_e/T_i is very large. As shown in Fig. 1(b), the fluid NFS will decrease obviously with ZT_e/T_i increasing. Especially, when $ZT_e/T_i = \infty$ or $T_i/T_e = 0$, the NFS from single thermal ion fluid theory will be consistent to NFS from single cold ion fluid theory^{22,23}. However, the higher the ion temperature is, the effect of thermal ions on fluid NFS will be more obvious.

B. multi-ion species plasmas

In multi-ion species plasmas, the linear dispersion relation of IAWs can be calculated from^{22,24,26,27}

$$\epsilon_L(\omega_s, k_s) = 1 + \sum_j \frac{1}{(k_s \lambda_{Dj})^2} (1 + \xi_j Z(\xi_j)) = 0, \quad (44)$$

where $Z(\xi_j) = 1/\sqrt{\pi} \int_{-\infty}^{+\infty} e^{-v^2}/(v - \xi_j) dv$ is the plasma dispersion function, and $\lambda_{Dj} = \sqrt{T_j/4\pi n_j Z_j^2 e^2}$, $v_{tj} = \sqrt{T_j/m_j}$ are the Debye length and the thermal velocity of specie j . And m_j, Z_j, T_j, n_j are the mass, charge number, temperature and density of specie j , respectively. In this paper, CH plasmas will be chosen as a typical example of multi-ion species plasmas due to its potential applications in ICF^{6–8}. In CH plasmas, calculated by Eq. (44), the frequency of the fast mode in the condition of $k\lambda_{De} = 1/3, T_i/T_e = 1/15$ is $Re(\omega_s) = 6.102 \times 10^{-3} \omega_{pe}$, and the frequency of the slow mode in the condition of $k\lambda_{De} = 1/3, T_i/T_e = 1/2$ is $Re(\omega_s) = 5.664 \times 10^{-3} \omega_{pe}$.

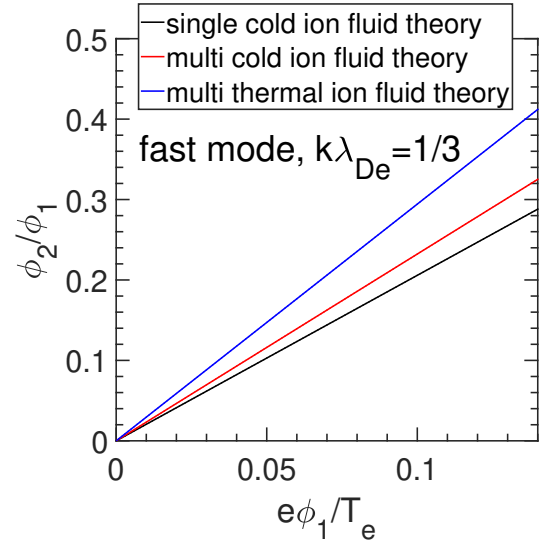


FIG. 2. Comparison of the multi thermal ion fluid theory in this paper with the single cold ion fluid theory^{22,23} and multi cold ion fluid theory²⁴. The condition is $k\lambda_{De} = 1/3, T_i/T_e = 1/15$ for the fast mode, which is the same as the research of Chapman *et al.*²³.

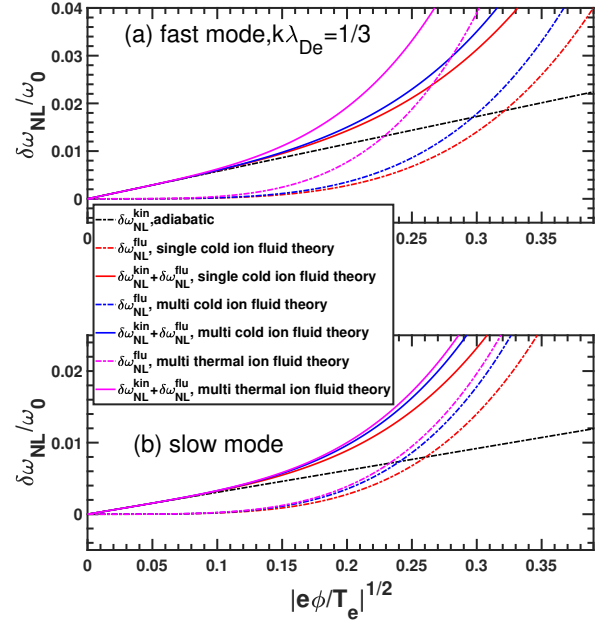


FIG. 3. The three theories of fluid nonlinear frequency shift of (a) the fast mode in the condition of $k\lambda_{De} = 1/3, T_i/T_e = 1/15$ and (b) the slow mode in the condition of $k\lambda_{De} = 1/3, T_i/T_e = 1/2$. Where the single cold ion fluid theory is shown in Chapman *et al.*'s research^{22,23}, the multi cold ion fluid theory is given by Feng *et al.*²⁴, and the multi thermal ion fluid theory is given in this paper. And the kinetic NFS is given by Berger *et al.*^{22,23}.

Figure 2 gives the relation between ϕ_2/ϕ_1 and $\tilde{\phi}_1$ from three theories. It is shown that $A_{2\phi}$ calculated by the multi thermal ion fluid theory in this paper is obviously larger than those calculated by the single cold ion fluid theory^{22,23} and multi cold ion fluid theory²⁴. This result may give an explanation of that the Vlasov simulation data is much larger than the single cold ion fluid theory in Figure 3(b) in the research of Chapman et al.²³, when the effect of multi-ion species and thermal ions are considered. The multi thermal ion fluid theory given by this paper will be closer to the Vlasov simulation data than multi cold ion fluid theory²⁴ and single cold ion fluid theory^{22,23}.

Figure 3 gives the fluid NFS calculated by three theories. Compared with single cold ion fluid theory and multi cold ion fluid theory, the effect of the thermal ions will give a larger fluid NFS. The Vlasov simulation results of the slow mode in Figure 3(d) in Chapman et al.'s work²³ is obviously larger than the single cold ion fluid theory, especially when $|e\phi/T_e|^{1/2}$ is large, because only the single species and cold ions are considered in Chapman et al.'s research, while the system researched by Chapman et al. is CH plasmas but not single-ion species system and the ion temperature with $T_i/T_e = 1/2$ could not be neglected. However, for the fast mode, the ion temperature is very low related to the electron temperature, thus the thermal ion effect can be neglected and the multi cold ion fluid theory can be applied. The multi thermal ion fluid theory in this paper will give a correction to the single cold ion fluid theory^{22,23} and multi cold ion fluid theory²⁴. The effect of multi-ion species and thermal ions is considered in this paper.

III. NUMERICAL RESULTS

One dimension in space and velocity (1D1V) Vlasov-Poisson code^{28,29} is taken to excite the nonlinear IAW in CH plasmas. The form of the external driving electric field (driver) is

$$\tilde{E}_d(x, t) = \tilde{E}_d(t) \sin(kx - \omega_d t), \quad (45)$$

where $\tilde{E}_d = eE_d \lambda_{De} / T_e$. ω_d and k are the frequency and the wave number of the driver. The envelope of the driver $\tilde{E}_d(t)$ is

$$\tilde{E}_d(t) = \frac{\tilde{E}_d^{max}}{1 + \left(\frac{t-t_0}{\frac{1}{2}t_0}\right)^{10}}, \quad (46)$$

where the maximum amplitude of the driver is $\tilde{E}_d^{max} = eE_d^{max} \lambda_{De} / T_e$. And the duration time of the peak driving electric field is t_0 . The driver frequency chooses the fundamental frequency of the linear IAW, i.e., $\omega_d = \omega_L$. As shown in Fig. 4(a), the duration time of external driving electric field is $t_0 = 1 \times 10^5 \omega_{pe}^{-1}$ and turns off at $\omega_{pe} t = 2 \times 10^5$. After the driver is off, the BGK³⁰ mode is established, and the electric field oscillates at almost

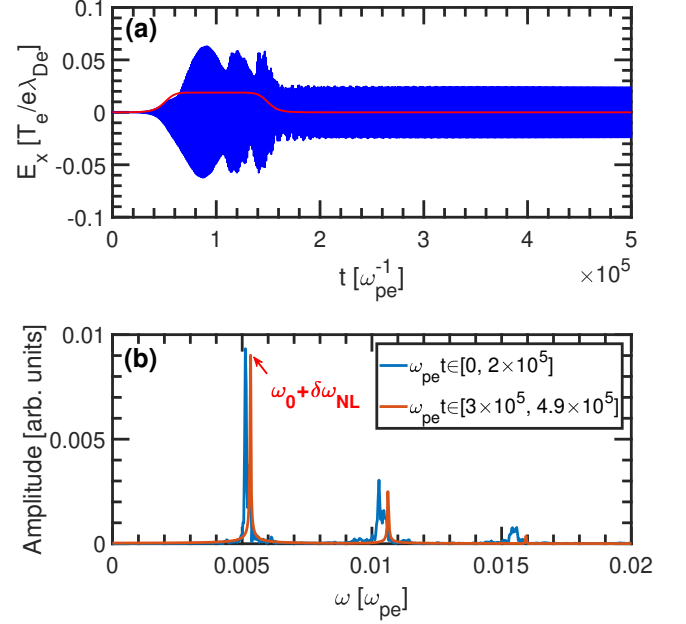


FIG. 4. (a) Time evolution of the electric field, calculated at a fixed point $x_0 = 5\lambda_{De}$ in the condition of $T_i/T_e = 1/2$, $k\lambda_{De} = 0.3$. Where the red line is the envelope of the driver with the maximum amplitude of $\tilde{E}_d^{max} = 0.0188$ and frequency of $\omega_0 = 5.121 \times 10^{-3} \omega_{pe}$, which is the linear frequency of the slow mode. (b) Frequency spectra of E_x in different time scopes.

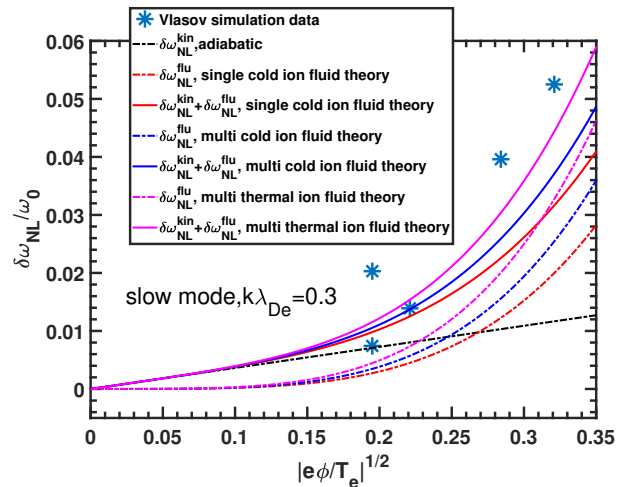


FIG. 5. The comparison of Vlasov simulation data with the fluid NFS and kinetic NFS. Where the condition is $k\lambda_{De} = 0.3$, $T_i/T_e = 1/2$ for the slow mode. The fluid NFS are given by three different fluid theories and the kinetic NFS is given by Berger et al.^{22,23}.

constant amplitude. As shown in Fig. 4(b), when the driver is on, the frequency of the electric field among the time scope of $\omega_{pet} \in [0, 2 \times 10^5]$ is close to the linear frequency of the slow mode ω_0 . However, when the driver is off, the electric field will keep constant since the steady BGK³⁰ mode will be established through particle trapping. The nonlinear frequency shift of the slow mode will occur due to particle trapping and harmonic generation. During $\omega_{pet} \in [3 \times 10^5, 4.9 \times 10^5]$, the slow mode with a larger frequency of $\omega_0 + \delta\omega_{NL}$ than the linear frequency ω_0 will be established as shown in Fig. 4(b). The nonlinear frequency shift $\delta\omega_{NL}/\omega_0$ is related to the amplitude of nonlinear IAW excited by the driver.

The amplitude of the driver \tilde{E}_d^{max} varies to excite different amplitudes of nonlinear IAW. Therefore, the nonlinear frequency shift $\delta\omega_{NL}/\omega_0$ of the slow mode in different IAW amplitudes under the condition of $k\lambda_{De} = 0.3, T_i/T_e = 1/2$ can be obtained by Vlasov simulation. As shown in Fig. 5, the total NFS $\delta\omega_{NL}^{kin} + \delta\omega_{NL}^{flu}$ from multi thermal ion fluid theory is closer to the Vlasov simulation data than that from multi cold ion fluid theory²⁴ and single cold ion fluid theory^{22,23}. That the Vlasov simulation data is also larger than the total NFS from multi thermal ion fluid theory may be because that only the second harmonic terms are considered in the theory in this paper. However, the effect of the thermal ions on fluid NFS would give a better correction to the multi cold ion fluid theory²⁴ and the single cold ion fluid theory^{22,23}, as a result the thermal ion effect should be considered.

IV. CONCLUSIONS

The effect of thermal ions is considered in the fluid nonlinear frequency shift model and a multi thermal ion fluid model is given. The multi thermal ion fluid model is verified to be better consistent to the Vlasov simulation results and will give a better correction to the previous theory, especially for the slow IAW mode with high ion temperature. It will give a complete theory considering multi-ion species and thermal ions to calculate the frequency of large amplitude nonlinear IAW. This theoretical model will have a potential application in space physics and ICF, since the large amplitude nonlinear IAW always be produced in solar wind and SBS.

ACKNOWLEDGMENTS

We are pleased to acknowledge useful discussions with C. Z. Xiao. This research was supported by National Postdoctoral Program for Innovative Talents (Grant No. BX20180055), the China Postdoctoral Science Foundation (Grant No. 2018M641274), the National Natural Science Foundation of China (Grant Nos. 11875091, 11575035, 11475030 and 11435011) and Science Challenge Project, No. TZ2016005.

- ¹A. Vecchio, F. Valentini, S. Donato, V. Carbone, C. Briand, J. Bougeret, and P. Veltri. Electrostatic fluctuations in the solar wind: An evidence of the link between alfvénic and electrostatic scales. *Journal of Geophysical Research: Space Physics*, 119(9):7012–7024, 2014.
- ²F. Valentini, A. Vecchio, S. Donato, V. Carbone, C. Briand, J. Bougeret, and P. Veltri. The nonlinear and nonlocal link between macroscopic alfvénic and microscopic electrostatic scales in the solar wind. *The Astrophysical Journal Letters*, 788(1):L16, 2014.
- ³Donald A. Gurnett and Roger R. Anderson. Plasma wave electric fields in the solar wind: Initial results from helios 1. *Journal of Geophysical Research*, 82(4):632–650, 1977.
- ⁴D. A. Gurnett and L. A. Frank. Ion acoustic waves in the solar wind. *Journal of Geophysical Research*, 83(A1):58–74, 1978.
- ⁵D. A. Gurnett, E. Marsch, W. Pilipp, R. Schwenn, and H. Rosenbauer. Ion acoustic waves and related plasma observations in the solar wind. *Journal of Geophysical Research*, 84(A5):2029–2038, 1979.
- ⁶X. T. He, J. W. Li, Z. F. Fan, L. F. Wang, J. Liu, K. Lan, J. F. Wu, and W. H. Ye. A hybrid-drive nonisobaric-ignition scheme for inertial confinement fusion. *Physics of Plasmas*, 23(8):082706–, 2016.
- ⁷S. H. Glenzer, B. J. MacGowan, P. Michel, N. B. Meezan, L. J. Suter, S. N. Dixit, J. L. Kline, G. A. Kyrala, D. K. Bradley, D. A. Callahan, E. L. Dewald, L. Divol, E. Dzenitis, M. J. Edwards, A. V. Hamza, C. A. Haynam, D. E. Hinkel, D. H. Kalantar, J. D. Kilkenny, O. L. Landen, J. D. Lindl, S. LePape, J. D. Moody, A. Nikroo, T. Parham, M. B. Schneider, R. P. J. Town, P. Wegner, K. Widmann, P. Whitman, B. K. F. Young, B. Van Wanterghem, L. J. Atherton, and E. I. Moses. Symmetric inertial confinement fusion implosions at ultra-high laser energies. *Science*, 327(5970):228–231, 2010.
- ⁸S. H. Glenzer, D. H. Froula, L. Divol, M. Dorr, R. L. Berger, S. Dixit, B. A. Hammel, C. Haynam, J. A. Hittinger, J. P. Holder, O. S. Jones, D. H. Kalantar, O. L. Landen, A. B. Langdon, S. Langer, B. J. MacGowan, A. J. Mackinnon, N. Meezan, E. I. Moses, C. Niemann, C. H. Still, L. J. Suter, R. J. Wallace, E. A. Williams, and B. K. F. Young. Experiments and multiscale simulations of laser propagation through ignition-scale plasmas. *Nat. Phys.*, 3(10):716–719, 10 2007.
- ⁹Ke Lan, Zhichao Li, Xufei Xie, Yao-Hua Chen, Chunyang Zheng, Chuanlei Zhai, Liang Hao, Dong Yang, Wen Yi Huo, Guoli Ren, Xiaoshi Peng, Tao Xu, Yulong Li, Sanwei Li, Zhiwen Yang, Liang Guo, Lifei Hou, Yonggang Liu, Huiyue Wei, Xiangming Liu, Weiyi Cha, Xiaohua Jiang, Yu Mei, Yukun Li, Keli Deng, Zheng Yuan, Xiayu Zhan, Haijun Zhang, Baibin Jiang, Wei Zhang, Xuwei Deng, Jie Liu, Kai Du, Yongkun Ding, Xiaofeng Wei, Wanguo Zheng, Xiaodong Chen, E. M. Campbell, and Xian-Tu He. Experimental demonstration of low laser-plasma instabilities in gas-filled spherical hohlraums at laser injection angle designed for ignition target. *Phys. Rev. E*, 95:031202, Mar 2017.
- ¹⁰Ke Lan, Jie Liu, Zhichao Li, Xufei Xie, Wenyi Huo, Yaohua Chen, Guoli Ren, Chunyang Zheng, Dong Yang, Sanwei Li, Zhiwen Yang, Liang Guo, Shu Li, Mingyu Zhang, Xiaoying Han, Chuanlei Zhai, Lifei Hou, Yukun Li, Keli Deng, Zheng Yuan, Xiayu Zhan, Feng Wang, Guanghui Yuan, Haijun Zhang, Bobin Jiang, Lizhen Huang, Wei Zhang, Kai Du, Runchang Zhao, Ping Li, Wei Wang, Jingqin Su, Xuwei Deng, Dongxia Hu, Wei Zhou, Huaiting Jia, Yongkun Ding, Wanguo Zheng, and Xiantu He. Progress in octahedral spherical hohlraum study. *Matter and Radiation at Extremes*, 1(1):8 – 27, 2016.
- ¹¹Wen Yi Huo, Zhichao Li, Yao-Hua Chen, Xuwei Xie, Ke Lan, Jie Liu, Guoli Ren, Yongsheng Li, Yonggang Liu, Xiaohua Jiang, Dong Yang, Sanwei Li, Liang Guo, Huan Zhang, Lifei Hou, Huabing Du, Xiaoshi Peng, Tao Xu, Chaoguang Li, Xiayu Zhan, Guanghui Yuan, Haijun Zhang, Baibin Jiang, Lizhen Huang, Kai Du, Runchang Zhao, Ping Li, Wei Wang, Jingqin Su, Yongkun Ding, Xian-Tu He, and Weiyan Zhang. First investigation on the radiation field of the spherical hohlraum. *Phys. Rev. Lett.*,

- 117:025002, Jul 2016.
- ¹²Wenyi Huo, Zhichao Li, Dong Yang, Ke Lan, Jie Liu, Guoli Ren, Sanwei Li, Zhiwen Yang, Liang Guo, Lifei Hou, Xuefei Xie, Yukun Li, Keli Deng, Zheng Yuan, Xiayu Zhan, Guanghui Yuan, Haijun Zhang, Baibin Jiang, Lizhen Huang, Kai Du, Runchang Zhao, Ping Li, Wei Wang, Jingqin Su, Yongkun Ding, Xiantu He, and Weiyang Zhang. First demonstration of improving laser propagation inside the spherical hohlraums by using the cylindrical laser entrance hole. *Matter and Radiation at Extremes*, 1(1):2 – 7, 2016.
- ¹³D. H. Froula, L. Divol, and S. H. Glenzer. Measurements of nonlinear growth of ion-acoustic waves in two-ion-species plasmas with thomson scattering. *Phys. Rev. Lett.*, 88:105003, Feb 2002.
- ¹⁴R. L. Berger, C. H. Still, E. A. Williams, and A. B. Langdon. On the dominant and subdominant behavior of stimulated raman and brillouin scattering driven by nonuniform laser beams. *Physics of Plasmas*, 5(12):4337–4356, 1998.
- ¹⁵P. Neumayer, R. L. Berger, L. Divol, D. H. Froula, R. A. London, B. J. MacGowan, N. B. Meezan, J. S. Ross, C. Sorce, L. J. Suter, and S. H. Glenzer. Suppression of stimulated brillouin scattering by increased landau damping in multiple-ion-species hohlraum plasmas. *Phys. Rev. Lett.*, 100:105001, Mar 2008.
- ¹⁶R. E. Giacone and H. X. Vu. Nonlinear kinetic simulations of stimulated brillouin scattering. *Physics of Plasmas*, 5(5):1455–1460, 1998.
- ¹⁷H. X. Vu, D. F. DuBois, and B. Bezzerides. Transient enhancement and detuning of laser-driven parametric instabilities by particle trapping. *Phys. Rev. Lett.*, 86:4306–4309, May 2001.
- ¹⁸B. J. Albright, L. Yin, K. J. Bowers, and B. Bergen. Multi-dimensional dynamics of stimulated brillouin scattering in a laser speckle: Ion acoustic wave bowing, breakup, and laser-seeded two-ion-wave decay. *Physics of Plasmas*, 23(3):032703, 2016.
- ¹⁹Bruce I. Cohen, Barbara F. Lasinski, A. Bruce Langdon, and Edward A. Williams. Resonantly excited nonlinear ion waves. *Physics of Plasmas*, 4(4):956–977, 1997.
- ²⁰W. Rozmus, M. Casanova, D. Pesme, A. Heron, and J.C. Adam. The localglobal analysis of the stimulated brillouin scattering in the regime of nonlinear sound waves. *Physics of Fluids B: Plasma Physics*, 4(3):576–593, 1992.
- ²¹Bruce I. Cohen, Barbara F. Lasinski, A. Bruce Langdon, and Edward A. Williams. Resonantly excited nonlinear ion waves. *Physics of Plasmas*, 4(4):956–977, 1997.
- ²²R. L. Berger, S. Brunner, T. Chapman, L. Divol, C. H. Still, and E. J. Valeo. Electron and ion kinetic effects on non-linearly driven electron plasma and ion acoustic waves. *Physics of Plasmas*, 20(3):032107–, 2013.
- ²³T. Chapman, R. L. Berger, S. Brunner, and E. A. Williams. Kinetic theory and vlasov simulation of nonlinear ion-acoustic waves in multi-ion species plasmas. *Phys. Rev. Lett.*, 110:195004, May 2013.
- ²⁴Q. S. Feng, C. Z. Xiao, Q. Wang, C. Y. Zheng, Z. J. Liu, L. H. Cao, and X. T. He. Fluid nonlinear frequency shift of nonlinear ion acoustic waves in multi-ion species plasmas in the small wave number region. *Phys. Rev. E*, 94:023205, Aug 2016.
- ²⁵D. Pesme, C. Riconda, and V. T. Tikhonchuk. Parametric instability of a driven ion-acoustic wave. *Physics of Plasmas*, 12(9):092101, 2005.
- ²⁶E. A. Williams, R. L. Berger, R. P. Drake, A. M. Rubenchik, B. S. Bauer, D. D. Meyerhofer, A. C. Gaeris, and T. W. Johnston. The frequency and damping of ion acoustic waves in hydrocarbon (ch) and twoionspecies plasmas. *Physics of Plasmas*, 2(1):129–138, 1995.
- ²⁷Q. S. Feng, C. Y. Zheng, Z. J. Liu, C. Z. Xiao, Q. Wang, and X. T. He. Excitation of nonlinear ion acoustic waves in ch plasmas. *Physics of Plasmas*, 23(8):082106–, 2016.
- ²⁸Z. J. Liu, S. P. Zhu, L. H. Cao, C. Y. Zheng, X. T. He, and Yugang Wang. Enhancement of backward raman scattering by electron-ion collisions. *Physics of Plasmas*, 16(11):112703–, 2009.
- ²⁹Z. J. Liu, X. T. He, C. Y. Zheng, and Y. G. Wang. The transition from plasma gratings to cavitons in laser-plasma interactions. *Physics of Plasmas*, 16(9):093108, 2009.
- ³⁰Ira B. Bernstein, John M. Greene, and Martin D. Kruskal. Exact nonlinear plasma oscillations. *Phys. Rev.*, 108:546–550, Nov 1957.