

Excitation of Kerr quasinormal modes in extreme–mass-ratio inspirals

Jonathan Thornburg,^{1,2} Barry Wardell,³ and Maarten van de Meent^{2,4}

¹*Department of Astronomy and Center for Spacetime Symmetries,
Indiana University, Bloomington, Indiana 47405, USA*

²*Max-Planck-Institut für Gravitationsphysik, Albert-Einstein-Institut,
Am Mühlenberg 1, D-14476 Potsdam-Golm, Germany*

³*School of Mathematics and Statistics, University College Dublin, Belfield, Dublin 4, DO4 V1W8, Ireland*

⁴*Mathematical Sciences and STAG Research Centre,
University of Southampton, Southampton, SO17 1BJ, United Kingdom*

(Dated: November 12, 2019)

If a small compact object orbits a black hole, it is known that it can excite the black hole’s quasinormal modes (QNMs), leading to high-frequency oscillations (“wiggles”) in the radiated field at \mathcal{J}^+ , and in the radiation-reaction self-force acting on the object after its orbit passes through periapsis. Here we survey the phenomenology of these wiggles across a range of black hole spins and equatorial orbits. In both the scalar-field and gravitational cases we find that wiggles are a generic feature across a wide range of parameter space, and that they are observable in field perturbations at fixed spatial positions, in the self-force, and in radiated fields at \mathcal{J}^+ . For a given charge or mass of the small body, the QNM excitations have the highest amplitudes for systems with a highly spinning central black hole, a prograde orbit with high eccentricity, and an orbital periapsis close to the light ring. The QNM amplitudes depend smoothly on the orbital parameters, with only very small amplitude changes when the orbit’s (discrete) frequency spectrum is tuned to match QNM frequencies. The association of wiggles with QNM excitations suggest that they represent a situation where the *nonlocal* nature of the self-force is particularly apparent, with the wiggles arising as a result of QNM excitation by the compact object near periapsis, and then encountered later in the orbit. Astrophysically, the effects of wiggles at \mathcal{J}^+ might allow direct observation of Kerr QNMs in extreme-mass-ratio inspiral (EMRI) binary black hole systems, potentially enabling new tests of general relativity.

I. INTRODUCTION

Consider a small (compact) body of mass μM (with $0 < \mu \ll 1$) moving freely near a Schwarzschild or Kerr black hole of mass M . This system emits gravitational radiation, and there is a corresponding radiation-reaction influence on the small body’s motion. Calculating the resulting perturbed spacetime (including the small body’s motion and the emitted gravitational radiation) is a long-standing research question in general relativity.

There is also an astrophysical motivation for this calculation: If a neutron star or stellar-mass black hole of mass $\sim 1\text{--}100M_\odot$ orbits a massive black hole of mass $\sim 10^5\text{--}10^7M_\odot$,¹ the resulting “extreme–mass-ratio inspiral” (EMRI) system is expected to be a strong astrophysical gravitational-wave (GW) source detectable by the planned Laser Interferometer Space Antenna (LISA) space-based gravitational-wave detector. LISA is expected to observe many such systems, some of them at quite high signal-to-noise ratios ([1–4]). The data analysis for, and indeed the detection of, such systems will generally require matched-filtering the detector data stream against appropriate precomputed GW templates. The problem of computing such templates provides an astrophysical motivation for EMRI modelling.

In the test-particle limit it has long been known that an

unbound (scattering) flyby can excite quasinormal modes (QNMs) of the background black hole. Kojima and Nakamura [5] studied this process, finding that “A scattered particle excites the quasi-normal mode under the condition that twice the angular velocity at the periapsis is greater than the real part of the frequency of the quasi-normal mode”. Their figure 3(b) shows an example of the QNM oscillations in the radiated gravitational waves at \mathcal{J}^+ .

Burko and Khanna [6] found small oscillations in the total radiated energy flux from a test particle making a parabolic (unbound) flyby of a Kerr black hole. They attributed these oscillations to the particle encountering scattered gravitational waves emitted during the particle’s inbound motion.

O’Sullivan and Hughes [7] observed “small-amplitude high-frequency oscillations” in their calculations of the horizon shear of a Kerr black hole orbited by a test particle. Because they did not find corresponding oscillations in the horizon’s tidal distortion field, and their measured oscillation frequencies did not match known Kerr QNM frequencies, they concluded that the horizon-shear oscillations they observed “cannot be related to the [Kerr black] hole’s quasi-normal modes”.

Thornburg and Wardell [8] (hereinafter TW) calculated the scalar-field self-force for eccentric equatorial particle orbits in Kerr spacetime. For some systems where the Kerr black hole was highly spinning and the particle orbit was prograde and highly eccentric, TW found that the self-force exhibits large oscillations (“wig-

¹ M_\odot denotes the solar mass.

gles”) on the outgoing leg of the orbit shortly after periapsis passage. TW suggested that wiggles “are in some way *caused* by the particle’s close passage by the large black hole”. Thornburg [9, 10] presented fits of damped-sinusoid models to these wiggles for a range of Kerr spins and particle orbits, found close agreement of the model complex-frequencies with those of known Kerr QNMs, and argued that this agreement shows that wiggles are, in fact, caused by Kerr QNMs excited by the particle’s close periapsis passage.

Nasipak, Osburn, and Evans [11] calculated the scalar-field self-force and the radiated field at \mathcal{J}^+ for eccentric inclined particle orbits in Kerr spacetime. For one particular (equatorial) orbit configuration they confirmed TW’s finding of wiggles in the self-force and also found wiggles in the radiated scalar field at \mathcal{J}^+ , fitting these to a superposition of $\ell = m = 1$, $\ell = m = 2$, $\ell = m = 3$, and $\ell = m = 4$ Kerr quasinormal modes (QNMs). They concluded that wiggles are caused by Kerr QNMs excited by the particle’s close periapsis passage.

Rifat, Khanna, and Burko [12] recently studied wiggles for EMRIs where the central Kerr BH is nearly extremal (dimensionless spin up to 0.99999), finding that in such systems many Kerr QNMs can be simultaneously excited.

Here we extend Refs. [9, 10] and survey wiggles’ phenomenology over a wide range in parameter space for eccentric equatorial orbits in Kerr spacetime, for both the scalar-field model and the full gravitational field. We focus on leading-order radiation and radiation-reaction effects computed via 1st-order perturbations of Kerr spacetime, i.e., (for the gravitational case) $\mathcal{O}(\mu)$ field perturbations near the Kerr black hole, $\mathcal{O}(\mu)$ radiation at \mathcal{J}^+ , and $\mathcal{O}(\mu^2)$ radiation-reaction “self-forces” acting on the small body. We fit models of Kerr QNMs to all these diagnostics.

Our focus is the case where the perturbing body’s orbit is highly relativistic, so post-Newtonian methods (see, for example, [13, Section 6.10]; [14–19] and references therein) are not reliably accurate. Since the timescale for radiation reaction to shrink the orbit is very long ($\sim \mu^{-1}M$) while the required resolution near the small body is very high ($\sim \mu M$), a direct “numerical relativity” integration of the Einstein equations (see, for example, [20–24] and references therein) would be prohibitively expensive (and probably insufficiently accurate) for this problem.² Instead, we use black hole perturbation theory, treating the small body as an $\mathcal{O}(\mu)$ perturbation on the background spacetime.

² A number of researchers have attempted direct numerical-relativity binary black hole simulations for systems with “intermediate” mass ratios up to 100:1 ($\mu = 0.01$), (see, for example, [25–31]). However, it has not (yet) been possible to extend these results to the extreme-mass-ratio case nor to accurately evolve any systems with mass ratios more extreme than 18:1 for a radiation-reaction time scale [31] (Hinder [32] reports ongoing efforts to extend this to 32:1).

We present results obtained from two separate numerical codes which were programmed independently, using completely different theoretical formalisms and numerical methods:

- Our scalar-field results were obtained using TW’s code [8, 33] extended to compute additional field diagnostics. This code uses an effective-source regularization followed by an $e^{im\phi}$ Fourier-mode decomposition and a separate 2+1-dimensional time-domain numerical evolution of each Fourier mode. The main outputs of this code are the regularized scalar field at selected (fixed) spatial positions, the regularized scalar field and self-force at the particle, and the physical radiated scalar field at \mathcal{J}^+ .
- Our gravitational-field results were obtained using van de Meent’s code [34–37]. This code obtains the local metric perturbation in the frequency domain by reconstructing the metric perturbation from the Weyl scalar Ψ_4 , followed by ℓ -mode regularization to obtain the regular part. The main outputs of this code are the regularized outgoing-radiation-gauge metric perturbation and self-force at the particle, and the physical radiated Ψ_4 at \mathcal{J}^+ and selected fixed positions in the spacetime.

For both codes we take the particle orbit to be a bound equatorial geodesic; we do not consider changes in the orbit induced by the self-force.

To briefly summarize our main results, we observe wiggles across a wide range of Kerr spins and particle orbits. Wiggles are present in all of our field diagnostics in the strong-field region and at \mathcal{J}^+ . Except for a few anomalous results for near-extremal Kerr spacetimes (dimensionless Kerr spins $\gtrsim 0.9999$), our results are all consistent with the interpretation of wiggles as Kerr QNMs. Wiggles are stronger and more readily observable for high Kerr spins, highly eccentric prograde particle orbits, and particle periapsis radii close to the light ring.

The remainder of this paper is organized as follows:

Section IA summarizes our notation and our parameterization of bound geodesic orbits in Kerr spacetime. Section II briefly summarizes our calculations of scalar-field (section II A) and gravitational (section II B) perturbations of Kerr spacetime. Section III describes our local and radiated-field diagnostics. Section IV describes our QNM models and how we fit these to time series of our field diagnostics. Section V presents our data for scalar-field and gravitational perturbations of Kerr spacetime, and QNM-model fits to this data. Finally, section VI discusses our results and presents our conclusions.

A. Notation and parameterization of Kerr geodesics

We generally follow the sign and notation conventions of Wald [38], with $G = c = 1$ units and a $(-, +, +, +)$

metric signature. We use the Penrose abstract-index notation, with indices $abcd$ running over spacetime coordinates, and ijk running over the spatial coordinates. ∇_a is the (spacetime) covariant derivative operator and g is the determinant of the spacetime metric. $X := Y$ means that X is defined to be Y . $\square := \nabla_a \nabla^a$ is the 4-dimensional (scalar) wave operator [39, 40].

We use Boyer-Lindquist coordinates (t, r, θ, ϕ) on Kerr spacetime, defined by the line element

$$ds^2 = - \left(1 - \frac{2Mr}{\Sigma} \right) dt^2 - 4M^2 \tilde{a} \frac{r \sin^2 \theta}{\Sigma} dt d\phi + \frac{\Sigma}{\Delta} dr^2 + \Sigma d\theta^2 + \left(r^2 + M^2 \tilde{a}^2 + 2M^3 \tilde{a}^2 \frac{r \sin^2 \theta}{\Sigma} \right) \sin^2 \theta d\phi^2, \quad (1.1)$$

where M is the black hole's mass, $\tilde{a} = J/M^2$ is the black hole's dimensionless spin (limited to $|\tilde{a}| < 1$), $\Sigma := r^2 + M^2 \tilde{a}^2 \cos^2 \theta$, and $\Delta := r^2 - 2Mr + M^2 \tilde{a}^2$. We also define $a := M\tilde{a}$ (this is unrelated to the use of a as an abstract tensor index). In these coordinates the event horizon is the coordinate sphere $r = r_+ = M(1 + \sqrt{1 - \tilde{a}^2})$ and the inner horizon is the coordinate sphere $r = r_- = M(1 - \sqrt{1 - \tilde{a}^2})$. (See footnote 3 for a discussion of TW's coordinate compactification near the event horizon and \mathcal{J}^+ .)

Following Ref. [41], we define the tortoise coordinate r_* by

$$\frac{dr_*}{dr} = \frac{r^2 + M^2 \tilde{a}^2}{\Delta}. \quad (1.2)$$

and fix the additive constant by choosing

$$r_* = r + 2M \frac{r_+}{r_+ - r_-} \ln \left(\frac{r - r_+}{2M} \right) - 2M \frac{r_-}{r_+ - r_-} \ln \left(\frac{r - r_-}{2M} \right). \quad (1.3)$$

$u := t - r_*$ is thus an outgoing null coordinate.

The particle's worldline is $x^i = x_{\text{particle}}^i(t)$; we consider this to be known in advance, i.e., we do *not* consider changes to the particle's worldline induced by the self-force. For present purposes we consider only particle orbits in the Kerr spacetime's equatorial plane; this restriction is for computational convenience and is not fundamental. We take the particle to orbit in the $d\phi/dt > 0$ direction, with $\tilde{a} > 0$ for prograde orbits and $\tilde{a} < 0$ for retrograde orbits.

We define r_{\min} and r_{\max} to be the particle's periapsis and apoapsis r coordinates, respectively. We parameterize bound geodesic equatorial particle orbits by the usual (dimensionless) semi-latus rectum p and eccentricity e (defined by $r_{\min} = pM/(1+e)$ and $r_{\max} = pM/(1-e)$), so that the particle orbit is given by

$$r_{\text{particle}}(t) = \frac{pM}{1 + e \cos \chi_r(t)}, \quad (1.4)$$

for a suitable orbital-phase function χ_r . We refer to the combination of a spacetime and a (bound geodesic) particle orbit as a “configuration”, and parameterize it with the triplet (\tilde{a}, p, e) . We define T_r to be the coordinate-time period of the particle's radial motion; we usually refer to T_r as the particle's “orbital period”.

II. CALCULATIONS OF SCALAR-FIELD AND GRAVITATIONAL PERTURBATIONS OF KERR SPACETIME

A. Scalar-field perturbations of Kerr spacetime

In this section we summarize TW's scalar-field calculations [8, 33]. These authors consider a real scalar field Φ_{physical} satisfying the wave equation in Kerr spacetime,

$$\square \Phi_{\text{physical}} = -4\pi q \int \frac{\delta^4(x^a - x_{\text{particle}}^a(t))}{\sqrt{-g}} d\tau, \quad (2.1)$$

sourced by a point “particle” of scalar charge q which is taken to move on a (pre-specified) equatorial geodesic orbit. Φ_{physical} satisfies outgoing-radiation (retarded) boundary conditions at \mathcal{J}^+ . This system provides a toy model of the full gravitational perturbation problem without the complexity of gauge choice.

Because Φ_{physical} diverges on the particle worldline, (2.1) must be regularized. TW use an effective-source regularization of the type introduced by Barack and Golbourn [42] and Vega and Detweiler [43] (see [44] for a review), using the puncture function and effective source described by Wardell *et al.* [33]. In a neighborhood of the particle worldline, TW define a (real) regularized scalar field $\Phi_{\text{regularized}} = \Phi_{\text{physical}} - \Phi_{\text{puncture}}$, where Φ_{puncture} is a suitably-chosen approximation to the Detweiler-Whiting singular field [45]. The (4-vector) self-force acting on the particle is then given by

$$F_a = (\nabla_a \Phi_{\text{regularized}})|_{x^i = x_{\text{particle}}^i(t)}. \quad (2.2)$$

TW make an azimuthal Fourier decompositions of all the spacetime scalar fields into complex $e^{im\tilde{\phi}}$ modes,

$$\Phi(t, r, \theta, \phi) = \sum_{m=-\infty}^{\infty} \frac{1}{r} \varphi_m(t, r, \theta) e^{im\tilde{\phi}}, \quad (2.3)$$

where the extra factor of $1/r$ is introduced for computational convenience and where $\tilde{\phi} := \phi + f(r)$ is an “untwisted” azimuthal coordinate, with

$$f(r) = \frac{\tilde{a}}{2\sqrt{1 - \tilde{a}^2}} \ln \left| \frac{r - r_+}{r - r_-} \right|. \quad (2.4)$$

For each m -mode, TW introduce a finite worldtube surrounding the particle worldline in (t, r, θ) space. For particle orbits with significant eccentricity ($e \gtrsim 0.2$) the

worldtube (now viewed as a region in (r, θ) in each $t =$ constant slice) moves inward and outward in r during each orbit so as to always contain the particle. All the results reported here were obtained using a worldtube which is rectangular in (r, θ) , with size $10M$ in r_* by approximately 0.25 radians in θ , symmetric about the equatorial plane, and kept centered on the particle to within $0.25M$ in r_* as the particle moves.

TW numerically solve for the piecewise function

$$(\varphi_m)_{\text{numerical}} = \begin{cases} (\varphi_m)_{\text{regularized}} & \text{inside the worldtube} \\ (\varphi_m)_{\text{physical}} & \text{outside the worldtube} \end{cases} . \quad (2.5)$$

using a time-domain 2+1-dimensional finite-difference numerical evolution with mesh refinement. Because the (Kerr) background spacetime is axisymmetric, the Fourier modes φ_m evolve independently – there is no mixing of the modes. Because the physical scalar field Φ is real, only the $m \geq 0$ modes need to be explicitly computed; the $m < 0$ modes may be obtained by symmetry.

Corresponding to the Fourier decomposition (2.3), the self-force (2.2) can be written as a similar sum of $e^{im\bar{\phi}}$ modes,

$$F_a = q \sum_{m=0}^{\infty} F_a^{(m)} , \quad (2.6)$$

where each $F_a^{(m)}$ may be computed from the corresponding $(\varphi_m)_{\text{regularized}}$ field near the particle. TW compute a finite set of modes (typically $0 \leq m \leq 20$) and estimate the $m > 20$ contributions to the sum (2.6) via a large- m asymptotic series.

TW use a Zenginoğlu-type hyperboloidal compactification [46–53] so they also have direct access to far-field quantities at \mathcal{J}^+ (where the coordinate t becomes a Bondi-type retarded time coordinate).³

B. Gravitational perturbations of Kerr spacetime

In this section we summarize the metric reconstruction approach used by van de Meent [34–37] to calculate gravitational perturbation of Kerr spacetime generated by particles on bound geodesic orbits. This approach starts from the the spin-(-2) Teukolsky variable,

$$\Phi_{-2} := (r - ia \cos \theta)^4 \Psi_4, \quad (2.7)$$

where Ψ_4 is one of the Weyl scalars. As shown by Teukolsky [40], linear perturbations to this variable satisfy an equation of motion that decouples from all other degrees of freedom. Moreover, unlike the linearized Einstein equation, solutions to the Teukolsky equation can be decomposed into Fourier-harmonic modes,

$$\Phi_{-2} = \sum_{lm\omega} R_{lm\omega}(r) S_{lm\omega}(\theta) e^{im\phi - i\omega t} , \quad (2.8)$$

where the $R_{lm\omega}$ are solutions of the radial Teukolsky equation, the $S_{lm\omega}$ are spin-weight spheroidal harmonics, and l is the spheroidal mode number. In van de Meent’s code the radial Teukolsky equation can be solved to arbitrarily high precision using a numerical implementation of the semi-analytical methods of Mano, Suzuki, and Takasugi [54, 55].

Remarkably, Φ_{-2} contains almost all information about the corresponding perturbation of the metric [56], and in vacuum it is possible to reconstruct the metric perturbation in a radiation gauge [57–60]. As detailed in Refs. [34–37], this procedure can be used to calculate the backreaction of the metric perturbation on the particle, the gravitational self-force, which then takes the form

$$F_a = \sum_{\substack{lm\omega \\ nk\pm}} C_{am\omega nk}^{\pm} R_{lm\omega}^{(n)\pm}(r_0) S_{lm\omega}^{(k)}(\theta_0) e^{im\phi_0 - i\omega t_0} , \quad (2.9)$$

where the $R_{lm\omega}^{\pm}(r_0)$ are vacuum solutions of the radial Teukolsky equation analytically extended to the particle position r_0 from either infinity (+) or the black hole horizon (–) (method of extended homogeneous solutions [61]), and the (n) and (k) superscripts on a function denote derivatives with respect to the argument. The indices n and k run from 0 to 3.

Although each individual term in the sum above is finite, the sum as a whole does not converge. This is a simple consequence of the fact that it was built from the retarded field perturbation rather than the Detweiler-Whiting regular field. To obtain the regular field we still need to subtract the Detweiler-Whiting singular field. In principle this can be done mode-by-mode. To match previous analytical calculations of the large ℓ -behavior of the singular field [62, 63], we need to re-expand the spheroidal l -modes to spherical ℓ -modes,

$$F_a^{(\ell)} = \sum_{\substack{lm\omega \\ nk\pm}} \tilde{C}_{alm\omega n}^{\ell\pm} R_{lm\omega}^{(n)\pm}(r_0) Y_{lm}(\theta_0) e^{im\phi_0 - i\omega t_0} . \quad (2.10)$$

With this re-expansion, the local gravitational self force is given by

$$F_a = \sum_{\ell} F_a^{(\ell)} - B_a , \quad (2.11)$$

where, as shown in [64], we can use the Lorenz-gauge B_a parameter given in [62, 63].

The metric reconstruction formalism can only recover parts of the metric that contribute to Ψ_4 . This means

³ More precisely, TW define compactified coordinates (T, R_*) which are identical to (respectively) the Boyer-Lindquist t and the tortoise coordinate r_* throughout a neighborhood of the region $r_{\min} \leq r \leq r_{\max}$ containing the particle orbit, but which are compactified near the event horizon and \mathcal{J}^+ . T is a Bondi-type retarded time coordinate at \mathcal{J}^+ . For present purposes the details of the compactification are not important, so for convenience of exposition we refer to T as t hereinafter when describing our diagnostics at \mathcal{J}^+ .

that the reconstructed metric carries an ambiguity, which can be shown [56] to consist of perturbations of the background within the class of Kerr metrics and pure gauge contributions. These ambiguities can be uniquely fixed based on physical considerations [65, 66]. The corrections needed to fix these ambiguities are known and straightforward to add. They contribute only to the low frequency envelope of the self-force. Hence, to facilitate identification and extraction of the wiggles in the gravitational self-force, we omit them in this work.

Frequency domain calculations of the type used here are ideally suited for calculating metric perturbations with a sparse discrete frequency spectrum, such as those sourced by a particle on a low eccentricity geodesic. That spectrum becomes denser at higher eccentricities, necessitating the calculation of more frequency modes and making the calculation more time-consuming. Moreover, as discussed in detail in Ref. [35], the method of extended homogeneous solutions leads to large cancellations between different (low) frequency modes for high- ℓ modes, causing a large loss of precision. In this work we tackle this problem by harnessing the full power of the arbitrary precision implementation of our code and simply throw more precision at the computation than we lose in the cancellation.

For this work we calculated the full gravitational self-force for orbits with eccentricities up to $e = 0.8$, which involves dealing with cancellations of around 30 orders of magnitude. These calculations are fairly resource intensive, taking $\mathcal{O}(10^4)$ CPU hours (or a few days on 400 CPUs) to compute.

However, for many aspects of our investigation here, we do not need the full local regular metric perturbation. If we want to look for the dominant low- ℓ QNMs, then these will contribute (mostly) to the low- ℓ modes of the gravitational metric perturbation. For this purpose, we define the individual lm modes of the Teukolsky variable

$$\Phi_{-2}^{(lm)} = \sum_{\omega} R_{lm\omega}(r) S_{lm\omega}(\theta) e^{im\phi - i\omega t}, \quad (2.12)$$

and the gravitational self-force

$$F_a^{(lm)} := \sum_{\substack{\omega \\ nk\pm}} \mathcal{C}_{am\omega nk}^{\pm} R_{lm\omega}^{(n)\pm}(r_0) S_{lm\omega}^{(k)}(\theta_0) e^{im\phi_0 - i\omega t_0}. \quad (2.13)$$

These are much easier to compute, and for low ℓ do not suffer from the large loss of precision due to the method of extended homogeneous solutions, thus allowing for very high accuracy calculations without excessive computational cost.

III. FIELD DIAGNOSTICS

We consider several different types of local- and radiated-field diagnostics, and attempt to fit the wiggles in these diagnostics to QNM models. Clearly the pres-

ence of wiggles in the physical scalar field or metric perturbation implies the presence of wiggles in some or all of the $e^{im\tilde{\phi}}$ scalar-field modes or (lm) metric-perturbation modes (respectively), and vice versa.⁴ Because many fewer QNMs are present at significant amplitude (usually only one, or in a few cases two), it is much simpler to analyze wiggles in the individual modes.

Table I summarizes our local- and radiated-field diagnostics for studying wiggles. We consider (time series of) diagnostics at three locations in spacetime:

- *Diagnostics of the local field at selected fixed spatial “watchpoint” coordinate positions* ($r, \theta, \phi = \text{constant}$). These diagnostics directly sample any QNMs that may be present, but the diagnostics may be contaminated by the direct field when the particle is close to the watchpoint position.

For the scalar-field case, we avoid any such possible contamination by considering the regularized field mode $(\varphi_m)_{\text{regularized}}$. However, this is only defined within the worldtube, so for orbits with significant eccentricity (where the worldtube moves in (r, θ) during the particle orbit) any given watchpoint may lie outside the worldtube (and thus leave $(\varphi_m)_{\text{regularized}}$ undefined) during some parts of the orbit. To minimize this effect, for many of the analyses reported here we use watchpoint positions which are near the orbit’s apoapsis, where the particle (and hence the worldtube) motion is relatively slow and hence a suitable watchpoint can remain within the worldtube for a relatively long time in each orbit. All our scalar-field watchpoints are in the equatorial plane.

For the gravitational case, the regularized field is not readily available, so instead we have the code output the retarded $\Phi_{-2}^{(lm)}$ on the symmetry axis of the background Kerr spacetime ($\theta = 0$) and the equatorial plane ($\theta = \pi/2$) at coordinate radii corresponding to the particle’s periapsis and apoapsis distances.

- *Diagnostics of the local field at the particle*. Here we consider the $e^{im\tilde{\phi}}$ (scalar-field) and (lm) (gravitational) modes of the self-force itself. The main complication here is that these diagnostics sample the field perturbation at a *time-dependent* position (the particle position), so our fitting model for the QNM effects must include corrections for the spatial variation of the QNM eigenfunctions as the particle (sampling point) moves. For the azimuthal (ϕ) particle motion this is straightforward (described in

⁴ While it would be theoretically possible for multiple modes to have wiggles of the same frequency whose amplitudes sum to approximately zero (leading to an absence of wiggles in the physical fields), in practice we have never observed this.

TABLE I. This table shows the local- and radiated-field diagnostics in which we study wiggles.

Field perturbation at ...	Scalar field	Gravitational
fixed spatial position (strong-field)	$(\varphi_m)_{\text{regularized}}$	$\Phi_{-2}^{(lm)}$
particle position	$F_a^{(m)}$	$-2F_a^{(lm)}$
\mathcal{J}^+	$\partial_{tt} \left((\varphi_m)_{\text{physical}} \right)$	Ψ_4

section IV) but for the radial (r) motion we include this correction only approximately.

- *Diagnostics of the radiated field at \mathcal{J}^+ .* These have the advantage of being physically observable and of allowing the $e^{im\bar{\phi}}$ (scalar-field) and (lm) (gravitational) mode decompositions to be defined in a weak-field region (for the gravitational case, this also avoids any gauge dependence).

At \mathcal{J}^+ we only have the physical (retarded) fields available, so it is more difficult to separate wiggles from the overall radiation pattern. To help in making this separation, we observe that wiggles are of relatively high (temporal) frequency relative

to other major features in the radiated fields, so that taking time derivatives of the radiated fields increases the wiggles' amplitude relative to that of the other features. We have found that good results are obtained by using as diagnostics the second time derivatives $\partial_{tt} \left((\varphi_m)_{\text{physical}} \right)$ evaluated in the equatorial plane (scalar field)⁵ and Ψ_4 evaluated either on the z axis or in the equatorial plane (gravitational).

IV. QUASINORMAL-MODE MODELS AND FITS

A. Scalar-field perturbations

1. Perturbations at a fixed spatial position

Consider first the case of wiggles in an individual $e^{im\bar{\phi}}$ Fourier mode of the regularized scalar field, observed at a fixed “watchpoint” spatial position in the strong-field region. We consider the model

$$(\varphi_m)_{\text{regularized}} = B(t) + \sum_k A^{(k)} \exp \left(-\lambda^{(k)}(t - t_{\text{ref}}) \right) \sin \left(2\pi \frac{t - t_{\text{ref}}}{P^{(k)}} + \eta^{(k)} \right), \quad (4.1)$$

where B is a spline function representing the slowly-varying “background” variation of the scalar field, k indexes the damped-sinusoids included in the model, $A^{(k)}$, $\lambda^{(k)}$, $P^{(k)}$, and $\eta^{(k)}$ are respectively the amplitude, damping rate, period, and phase offset of each damped-sinusoid, and the subscript ref denotes a “reference” time chosen for convenience. To avoid degeneracy between the spline and the damped-sinusoid we require that the spacing in t between adjacent spline control points always be at least $1.5P^{(\text{max})}$, where $P^{(\text{max})} := \max_k P^{(k)}$ is the period of the longest-period damped-sinusoid in the model.

2. Perturbations at the particle position

Consider next the case of wiggles in the radiation-reaction self-force (which is implicitly defined at the particle position). This introduces two complications: the self-force is a 4-vector (with nontrivial t , r , and ϕ components for our equatorial orbits), and the field perturbation is being sampled at a time-varying position. Analogously to (4.1), we thus consider the model

$$F_a(u) = \frac{B_a(u)}{r_{\text{particle}}^3(u)} + \sum_k \frac{A_a^{(k)}}{r_{\text{particle}}(u)} \exp \left(-\lambda^{(k)}(u - u_{\text{ref}}) \right) \sin \left(2\pi \frac{u - u_{\text{ref}}}{P^{(k)}} - m(\phi_{\text{particle}}(u) - \phi_{\text{ref}}) + \eta_a^{(k)} \right), \quad (4.2)$$

⁵ Recall (cf. footnote 3) that in our scalar-field computations, t is a Bondi-type retarded time coordinate at \mathcal{J}^+ .

where we now parameterize the particle’s motion using

the retarded time coordinate u ,⁶ B_a is now a 4-vector spline function representing the background variation of the self-force along the particle worldline, k again indexes the damped-sinusoids included in the model, $A_a^{(k)}$, $\lambda^{(k)}$, $P^{(k)}$, and $\eta_a^{(k)}$ are now respectively the 4-vector amplitude, damping rate, period, and 4-vector phase offset of each damped-sinusoid, and the subscript ref again denotes a “reference” time chosen for convenience. The non-degeneracy condition on the background spline now applies to the spacing in u between adjacent spline control points.

Notice that the damping rate and oscillation period of each damped-sinusoid are common across all tensor components of the self-force. The $-m\phi_{\text{particle}}(u)$ term models the variation in oscillation phase due to particle’s (i.e., the sampling point’s) motion in ϕ . The $1/r_{\text{particle}}^3(u)$ and

$1/r_{\text{particle}}(u)$ factors model the expected far-field variation in self-force and in the oscillation eigenfunction amplitude with position. (Actual QNM eigenfunctions have a much more complicated variation of amplitude with spatial position, but for simplicity we omit this from our model.)

3. Perturbations at \mathcal{J}^+

Finally, consider the case of wiggles in the radiated (physical) field at \mathcal{J}^+ . Because of the hyperboloidal time slices, we observe these at finite coordinate time t (the \mathcal{J}^+ time has an arbitrary offset relative to the strong-field coordinate time). As noted in section III, here it is somewhat difficult to separate wiggles from the overall radiation pattern, so we consider second time derivatives of the physical scalar-field modes. Analogously to (4.1) and (4.2), we thus consider the model

$$\partial_{tt} \left((\varphi_m)_{\text{regularized}} \right) \Big|_{\mathcal{J}^+} = B(t) + \sum_k A^{(k)} \exp \left(-\lambda^{(k)}(t - t_{\text{ref}}) \right) \sin \left(2\pi \frac{t - t_{\text{ref}}}{P^{(k)}} + \eta^{(k)} \right), \quad (4.3)$$

where the meanings of all terms (and the non-degeneracy condition on the background spline) are the same as in (4.1).

4. Fitting the models

For each of the models (4.1), (4.2), and (4.3), we visually inspect plots of our time-series data to identify a suitable range of the independent variable for fitting and to choose initial guesses for the background and wiggle parameters, then use the nonlinear least-squares fitting subroutine LMDIF1 from the MINPACK library [67] to fit the model to the data. To make the model closer to linear (which improves the convergence of the nonlinear fitting), we fit the wiggle amplitudes and phases as cosine- and sine-component amplitudes (i.e., $A \sin(X + \eta)$ is actually fitted as $A^{(\cos)} \cos(X) + A^{(\sin)} \sin(X)$). In most cases we used uniform weighting for the fits, but in a few cases we used weights proportional to r^3 so as to improve the fit at late times (close to apoapsis).

5. Uncertainties in the fitted wiggle parameters

The residuals from our wiggle fits are *not* random, but rather are dominated by low-amplitude oscillations of similar frequency to the wiggles themselves (this can be seen in figures 4 and 5). This means that formal uncertainty estimates for the fitted parameters ($P^{(k)}, \tau^{(k)}$) (derived assuming uncorrelated Gaussian residuals) are not realistic. Because of the oscillatory nature of the residuals, the fitted parameters are slightly dependent on the precise choice of fitting interval; this is, in fact, usually the dominant uncertainty in the fitted parameters.

We use a Monte-Carlo procedure to estimate realistic uncertainties in the fitted parameters: Given a fit of one of the above wiggle models to our data in some interval I (in either t or u) of length $L_{\text{fit}} \geq 4P^{(\max)}$, we randomly choose $N_{\text{trial}} = 300$ subintervals of I (randomly sampling each lower and upper interval endpoint from a uniform distribution) subject to the constraint that each subinterval must have a minimum length of $L_{\text{min}} = 3P^{(\max)}$.⁷

⁶ Heuristically, the choice of u rather than t as an independent variable in the model is suggested by the QNM signals propagating outward along light cones after being excited near periapsis. However, it is not clear that this is a good approximation to actual QNM dynamics, so we experimented with models using both t and u as independent variables. We found the latter to give better fits to our numerical data.

⁷ The minimum-length requirement for the subintervals ensures that each subinterval is long enough to allow a reasonable estimate of the wiggle decay rate and period (the fitting errors should scale roughly inversely with L_{min}). The minimum-length requirement for the full fitting interval ensures that different subintervals can sample significantly different regions of the data.

Then we repeat the wiggle-model fit for each subinterval.⁸ The ensemble of the N_{trial} sets of Monte-Carlo-trial fitted parameters then provides an estimate of the uncertainty in the fitted parameters from the full-interval fit.

After allowing initial transients to decay, our numerical calculations extend over a number of particle orbits. Because the particle orbit precesses strongly, each orbit places the particle in a different position with respect to any fixed watchpoint or \mathcal{J}^+ observer. For each orbit we repeat the entire fitting procedure (including the full set of Monte-Carlo sub-interval trials). Our final estimate for the uncertainty in the fitted parameters is obtained from the union of all the Monte-Carlo trials over several (typically 3) distinct orbits.

This procedure has two main limitations:

- The procedure is not applicable to cases where the overall fitting interval is too short (length $L_{\text{fit}} < 4P^{(\text{max})}$). (Footnote 7 outlines the reasons for this.)
- If a wiggle is rapidly damped, then the wiggle amplitude becomes very small at the right (large t or u) end of a long fitting interval, so a subinterval of near-minimum length ($3P^{(\text{max})}$) which is close to the right end of the overall fitting interval will have a poorly-constrained fit, yielding a large scatter in the fitted parameters.

These limitations are most severe when the wiggles have low amplitude and are rapidly damped, as is the case for low Kerr spins.

6. Other error sources

There are a number of other error sources not taken into account in our Monte-Carlo error estimates:

- Our (TW’s) numerical code only computes the diagnostics to finite accuracy. Comparing diagnostics between calculations done with different numerical resolutions, we have generally excluded any data where the diagnostic computed at our highest resolution (that shown in table II) differs from that computed at the next-lower resolution listed in table IV by more than a few percent.
- Wiggles are not perfectly separable from the background variation of the diagnostics. That is, the actual frequency spectra of the diagnostics are almost certainly continuous, and cannot be unambiguously separated into low-frequency (background) and high-frequency (wiggle) components.

- Our models for the background variation are imperfect. Our constraint that background spline control points must be spaced at least 1.5 wiggle periods apart keeps the background and wiggles from being degenerate, but at the cost of leaving the background model unable to accurately fit some non-wiggle variations, particularly for small- m (longer-period) wiggles where the spline control points are forced to be quite far apart.
- For wiggles in F_a , our wiggle model (4.2) doesn’t accurately include the actual spatial variation of the wiggle (QNM) eigenfunctions.
- There may be multiple wiggle modes present simultaneously in the diagnostics for a single m . Although our wiggle models and fitting software support simultaneously fitting an arbitrary number of wiggles, we have generally not done this, i.e., we have generally only attempted to fit a single-wiggle model for each diagnostic time series.⁹

We believe that all these other error sources are small, but it is difficult to quantify them.

For each wiggle fit we visually assess the fit residuals to look for obvious systematics. For all results reported here the fit residuals are at least a factor of 10 smaller than the wiggle amplitude; in most cases they are a factor of 30 to 100 smaller. This suggests that our fits are indeed accurately modelling at least the dominant wiggle features of the diagnostics.

B. Gravitational perturbations

In the gravitational case we search for the QNM frequencies in the individual (spheroidal) (lm)-modes. By looking at individual (lm)-modes we minimize the number of QNMs that need to be modelled (fitted) simultaneously. Since QNMs appear naturally as spheroidal modes, using spheroidal modes minimizes the amount of “crosstalk” mixed in from neighboring modes. Note that since the spheroidicity of the spheroidal harmonics in the Teukolsky equation depends on the frequency of the modes, the QNMs have complex spheroidicity and will not project perfectly on the corresponding (real) spheroidal modes that appear in the field solutions. Consequently, “crosstalk” between the modes cannot be fully eliminated. Nonetheless, the crosstalk in the spheroidal modes should be significantly smaller than if one were to use the spherical ℓ -modes.

⁸ Each subinterval fit uses a subset of the original fit’s background spline control points which just span that subinterval, plus one point outside the subinterval on each of the interval’s left and right endpoints.

⁹ In a few cases where our best-fitting single-wiggle model’s residuals showed strong systematics, we then proceeded to fit 2-wiggle models. These improved the residuals by at least an order of magnitude. However, all the results presented in section V A are based on single-wiggle fits.

1. Fit models

The fit models used in the gravitational case are very similar to the ones used in the scalar case. For the “watchpoint” diagnostics we use

$$\Phi_{-2}^{(lm)} = \sum_n B^{(n)} t^n + \sum_k \left\{ A_s^{(k)} \sin[\omega_k(t - t_{\text{ref}})] + A_c^{(k)} \cos[\omega_k(t - t_{\text{ref}})] \right\} e^{-\alpha_k(t - t_{\text{ref}})}. \quad (4.4)$$

In this case the smooth background of the signal is modelled by a simple polynomial in t . We maximize the number of linear fit parameters by writing the model as a sum of sines and cosines.

Similarly, the (lm) -modes contributing to the local gravitational self-force are modelled by

$$F_a^{(lm)} = \sum_n B_a^{(n)} u^n + \sum_k \left\{ A_{s,a}^{(k)} \sin[\omega_k(u - u_{\text{ref}}) - m\phi_{\text{particle}}] + A_{c,a}^{(k)} \cos[\omega_k(u - u_{\text{ref}}) - m\phi_{\text{particle}}] \right\} \frac{e^{-\alpha_k(u - u_{\text{ref}})}}{r_{\text{particle}}}. \quad (4.5)$$

As in the scalar case, the main shortcoming in this model is the inaccurate modelling of the QNMs’ radial profiles.

Finally, the model for the gravitational waveform at \mathcal{J}^+ is very similar to the model for the watchpoints,

$$\lim_{r \rightarrow \infty} r \Psi_4^{(lm)} = \sum_n B^{(n)} u^n + \sum_k \left\{ A_s^{(k)} \sin[\omega_k(u - u_{\text{ref}})] + A_c^{(k)} \cos[\omega_k(u - u_{\text{ref}})] \right\} e^{-\alpha_k(u - u_{\text{ref}})}. \quad (4.6)$$

2. Fitting procedure

The only non-linear parameters in the above models are the QNM frequencies ω_k and decay constants α_k . Consequently, for fixed ω_k and α_k the remaining parameters can be determined efficiently through a linear least squares procedure. This is implemented by using MATHEMATICA’s `LinearModelFit` routine for each diagnostic on a suitable time window of data. To reduce the impact of un-modelled higher order QNMs, these fits are weighted by $\exp(2\alpha_1 t)$. Typically, the fits include around 20 terms in the background model and up to 8 QNMs.

The ω_k and α_k are then determined by maximizing the sum of the adjusted R^2 values of all the component fits. This is implemented using MATHEMATICA’s `FindMaximum` with the `PrincipleAxis` method. The initial values for ω_k and α_k are set by the numerically known corresponding QNMs offset by a random $\mathcal{O}(1\%)$ amount. An indication of the modelling error is obtained by varying the fit window and number of background terms, and determining the spread of the best fits.

V. DATA AND QUASINORMAL-MODE FITS

A. Scalar field

We have surveyed a large number of configurations for Kerr spin $\tilde{a} = 0.99$, together with a smaller number of configurations for other Kerr spins; for selected configurations we have fitted (or attempted to fit) wiggle models as described in section IV A. Tables II and III describe

all the configurations surveyed here, and figure 1 shows the (periapsis radius, orbital eccentricity) phase space of the $\tilde{a} = 0.99$ configurations.

Figures 2 and 3 show the wiggles in the scalar-field diagnostics for the $(\tilde{a}, p, e) = (0.99, 3, 0.8)$ configuration, for $m = 1$ and $m = 4$ respectively. Notice that the

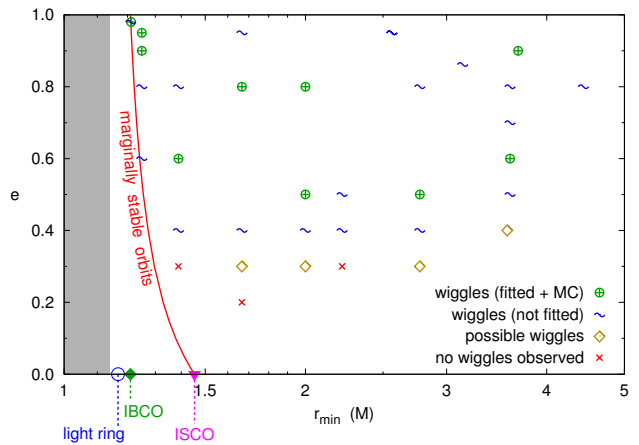


FIG. 1. This figure shows the phase space of the Kerr spin $\tilde{a} = 0.99$ scalar-field configurations presented here, plotted in terms of the periapsis radius r_{min} and the eccentricity e . The shaded region at the left shows orbits with periapsis inside the horizon. The light ring, innermost bound circular orbit (IBCO), innermost stable circular orbit (ISCO), and the locus of marginally stable orbits are also shown. The meanings of the plot symbols are described in detail in Table III.

Symbol	Meaning
⊕	we observed oscillations in the diagnostics, successfully fit the appropriate wiggle model described in section IV A over a t or u range of ≥ 4 wiggle periods, and performed the Monte-Carlo error analysis described in section IV A 5.
+	we observed oscillations in the diagnostics and successfully fit the appropriate wiggle model described in section IV A, but the model was fitted over too short a t or u range (< 4 wiggle periods) for the Monte-Carlo error analysis described in section IV A 5 to be used
~	we observed oscillations in the diagnostics which visually appeared to be wiggles, with physically reasonable period and decay rate, but we did not attempt to quantitatively fit a wiggle model
◇	we observed oscillations in the diagnostics which might have been wiggles, but these oscillations were not clearly separated from the background variation in the diagnostics
×	we did not observe wiggle-like oscillations in the diagnostics; this could mean either that no wiggles are present, or alternatively that wiggles were present but they were at too low an amplitude and/or insufficiently separated from the background variation to be observed
(blank)	diagnostics were not computed, not computed sufficiently accurately for studying wiggles, or were computed but not assessed

TABLE III. This table explains the meanings of the “wiggle symbols” used in table II and figure 1.

wiggles are visible in *all* the field diagnostics. Notice also the much higher frequency and smaller amplitude of the $m = 4$ wiggles.

Figures 4 and 5 show our model fits to these wiggles for $m = 1$ and $m = 4$ respectively. Notice that in each case the spline control points span a wider range of t or u

	coarsest grid		finest grid	
	R_* (M)	θ (radians)	R_* (M)	θ (radians)
dro12-96	1/12	$\pi/216$	1/96	$\pi/1728$
dro10-80	1/10	$\pi/180$	1/80	$\pi/1440$
dro8-64	1/8	$\pi/144$	1/64	$\pi/1152$
dro6-48	1/6	$\pi/108$	1/48	$\pi/864$
dro4-32	1/4	$\pi/72$	1/32	$\pi/576$

TABLE IV. This table gives the resolution in r_* and θ of the coarsest and finest grids for each of our standard grid structures. The finest grid covers a neighborhood of the worldtube in each slice, while successively coarser grids cover correspondingly larger regions using standard Berger-Oliger 2:1 mesh refinement.

than the range over which the model is fitted. The y coordinates at the spline control points outside the model-fitting range are still adjusted by the least-squares fitting algorithm, but have only small influences on the model within the fitting range.

Figures 6–8 show the fitted complex frequencies and their Monte-Carlo error estimates, compared to Kerr QNM frequencies calculated by Berti, Cardoso, and Starinets [68, 69].¹⁰ In each case the fitted frequencies agree with the calculated QNM frequencies, lending further support to the identification of wiggles with QNMs (more precisely, QNMs sampled at the observation points).

B. Gravitational field

We now turn our attention to gravitational perturbations. We first consider the same $(\tilde{a}, p, e) = (0.99, 3, 0.8)$ configuration studied in figures 2–7 in the scalar field case. Figure 9 displays both the gravitational self-force at the particle location and the waveform observed at \mathcal{J}^+ . When looking at the local self-force the wiggles are most pronounced in the F_ϕ component. However, faint traces of wiggles can be found by zooming in on the F_t and F_r components. We note that the relative amplitudes of the wiggles in the gravitational self-force are much smaller than those in the scalar case for the same orbit (shown in figures 2 and 3).

The waveform observed at \mathcal{J}^+ depends on the viewing angle. When the system is viewed “face on” (middle panel of figure 9) the waveform is determined by the $m = 2$ modes with the $m = \ell = 2$ dominating. In this case the wiggles appear as a clear exponentially damped sinusoid. When the system is viewed “edge on” (bottom panel of figure 9), the wiggles have a much more irregular shape, consistent with a much larger collection of m ’s and ℓ ’s contributing to the wiggles. Also note that while the overall waveform has a much larger amplitude when viewed edge on (due to contributions from higher modes), the observed wiggles are actually stronger when the system is viewed “face on”. This is consistent with the wiggles being dominated by the $\ell = m = 2$ mode.

One of the advantages of using a frequency domain approach is that we can easily isolate individual ℓm -modes (as defined in section II B). Figure 10 shows different aspects of the $\ell = m = 2$ mode of the gravitational perturbation generated by a particle on our standard $(\tilde{a}, p, e) = (0.99, 3, 0.8)$ configuration. The $\ell = m = 2$ mode of the gravitational self-force (top panel) shows the same qualitative features as the full GSF; the F_ϕ components show the most obvious wiggles with weak wiggles visible in the other components. The $\ell = m = 2$

¹⁰ Data tables downloaded from <https://pages.jh.edu/~eberti2/ringdown/> on 19 April 2019.

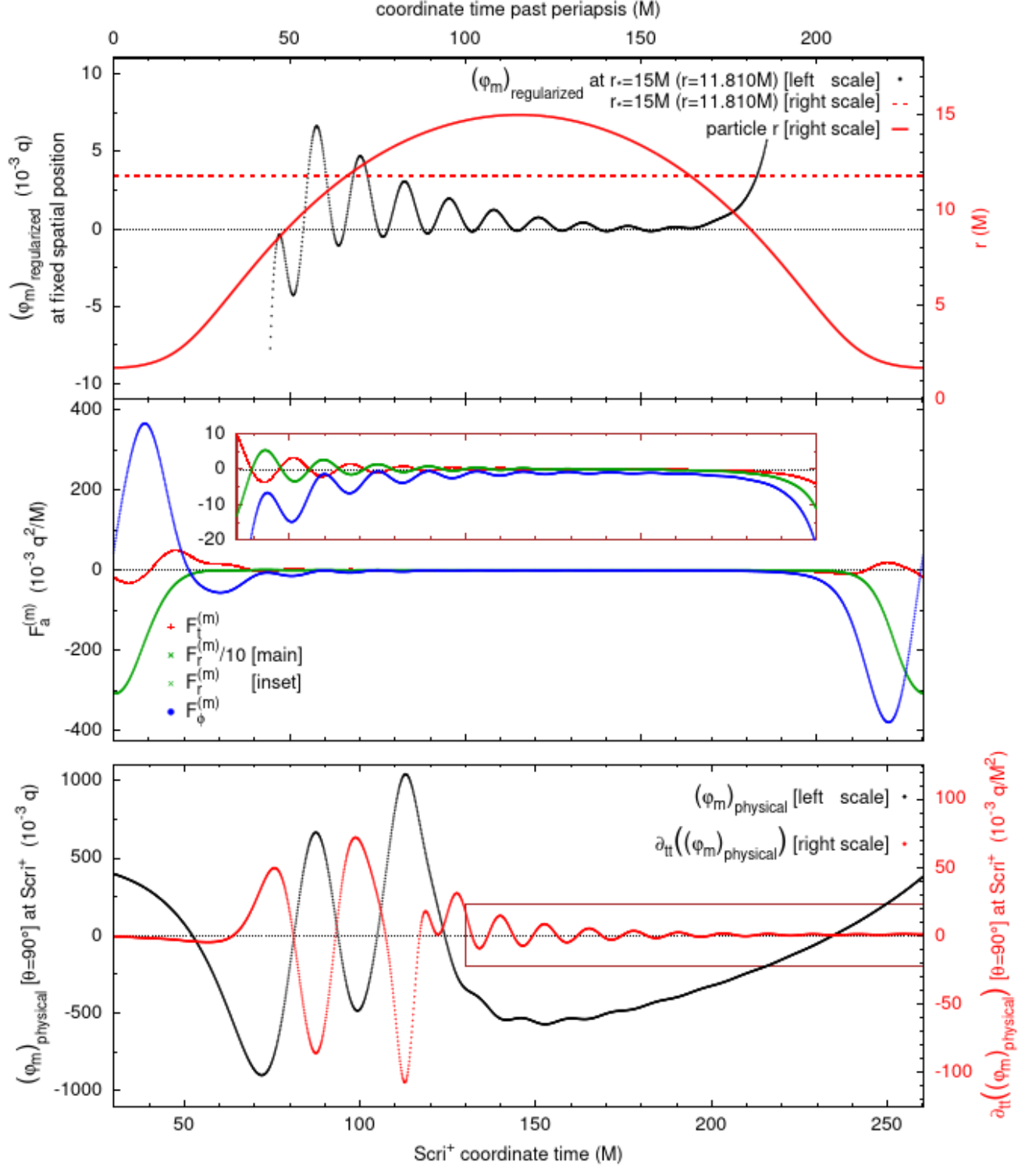


FIG. 2. This figure shows wiggles in the $m = 1$ scalar-field diagnostics for a single particle orbit ($t \in [38T_r, 39T_r]$) of the $(\tilde{a}, p, e) = (0.99, 3, 0.8)$ configuration. In the lower two subfigures the inset boxes (which share common time scales with their corresponding main figures) show the regions where wiggles are visible. The upper subfigure shows the regularized scalar field at $r_* = 15M$ ($r = 11.810M$), at times when this position is within the worldtube. The middle subfigure shows the 3 nontrivial coordinate components of the 4-vector self-force $F_a^{(m)}$. The lower subfigure shows the physical scalar field and its second time derivative, on the equator at \mathcal{J}^+ ; the fields at other viewing angles are very similar in shape but with smaller amplitudes. Due to the orbital precession, the \mathcal{J}^+ fields are *not* “periodic with period T_r ”. Note that the zero point of the \mathcal{J}^+ time coordinate does not correspond to periapsis.

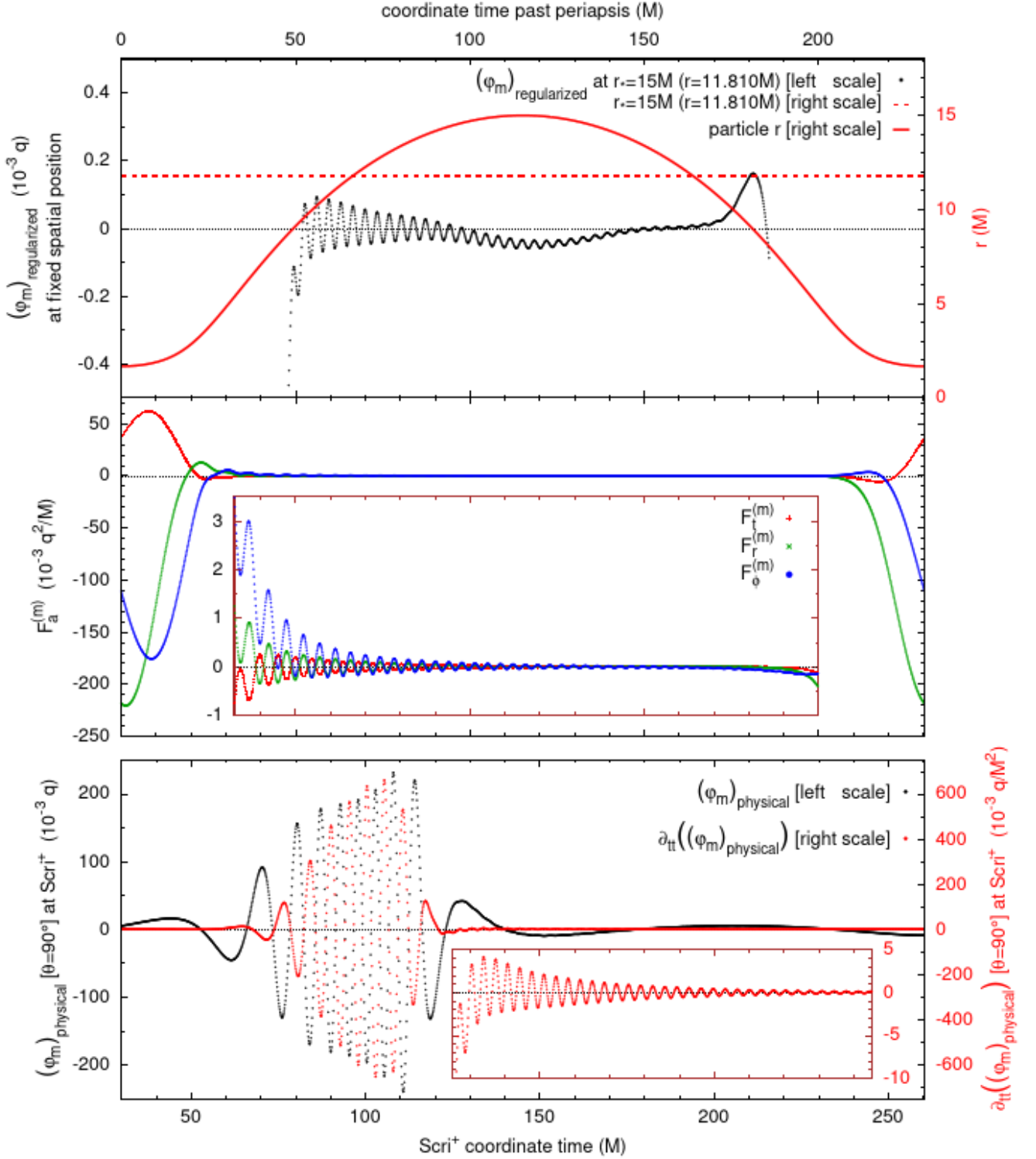


FIG. 3. This figure shows wiggles in the $m = 4$ scalar-field diagnostics for a single particle orbit ($t \in [13T_r, 14T_r]$) of the $(\tilde{a}, p, e) = (0.99, 3, 0.8)$ configuration. In the lower two subfigures the inset boxes (which share common time scales with their corresponding main figures) show the regions where wiggles are visible. The upper subfigure shows the regularized scalar field at $r_* = 15M$ ($r = 11.810M$), at times when this position is within the worldtube. The middle subfigure shows the 3 nontrivial coordinate components of the 4-vector self-force $F_a^{(m)}$. The lower subfigure shows the physical scalar field and its second time derivative, on the equator at \mathcal{J}^+ ; the fields at other viewing angles are very similar in shape but with smaller amplitudes. Due to the orbital precession, the \mathcal{J}^+ fields are *not* “periodic with period T_r ”. Note that the zero point of the \mathcal{J}^+ time coordinate does not correspond to periapsis.

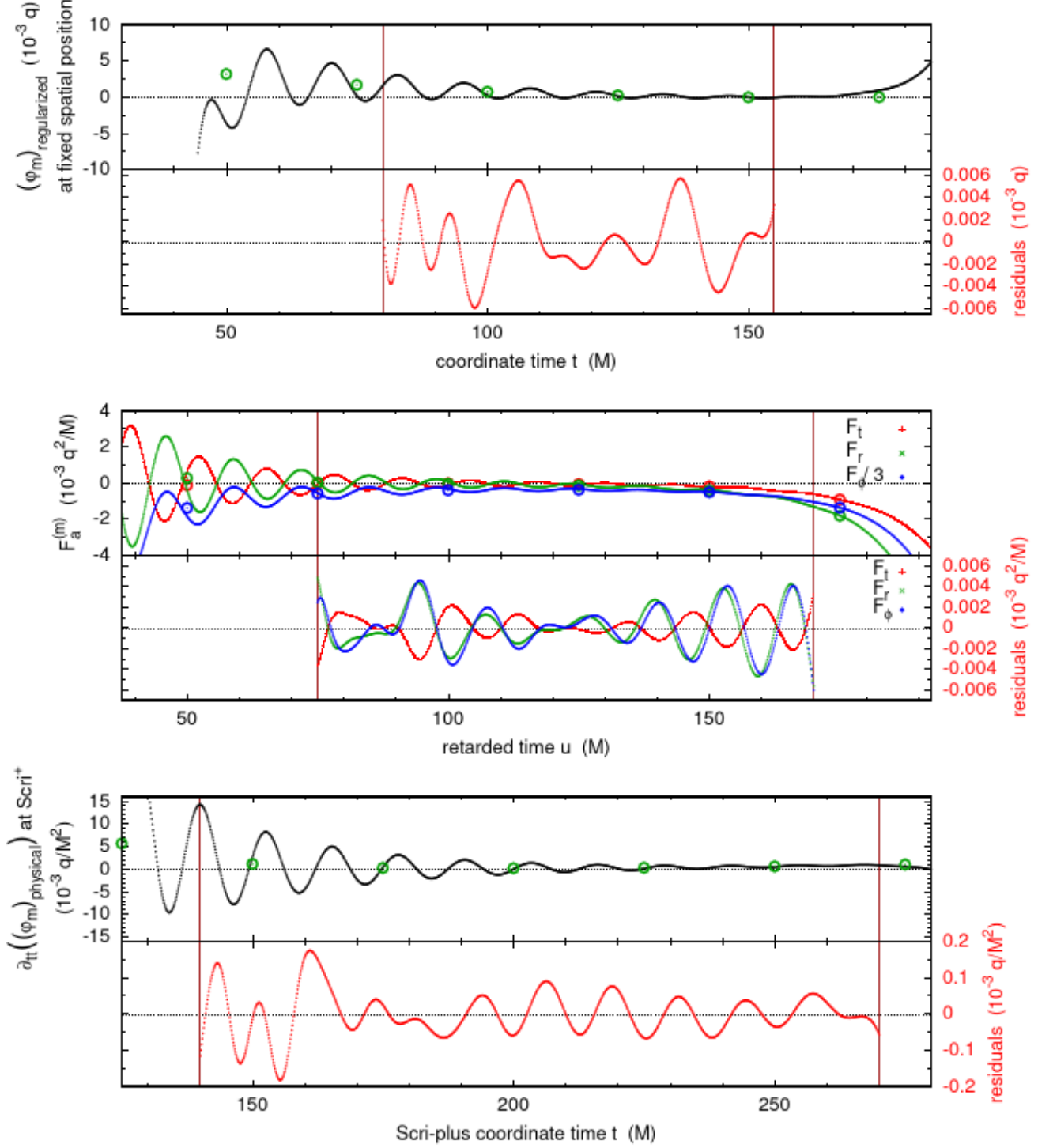


FIG. 4. This figure shows the wiggles and fit residuals for the $m = 1$ scalar-field diagnostics for a single particle orbit ($t \in [38T_r, 39T_r]$) of the $(\tilde{a}, p, e) = (0.99, 3, 0.8)$ configuration. In the upper subfigure, the upper plot shows the regularized scalar field at $r_* = 15M$ ($r = 11.810M$) as a function of coordinate time t , at times when this position is within the worldtube, while the lower plot shows the residuals after fitting this data to the model (4.1). In the middle subfigure, the upper plot shows the 3 nontrivial coordinate components of the 4-vector self-force $F_a^{(m)}$ as a function of retarded time u , while the lower plot shows the residuals after fitting this data to the model (4.2). In the lower subfigure, the upper plot shows the second time derivative of the physical scalar field on the equator at \mathcal{J}^+ as a function of the \mathcal{J}^+ coordinate time t , while the lower plot shows the residuals after fitting this data to the model (4.3). In each subfigure the vertical tan lines mark the interval over which the model is fitted, the circles in the upper subfigure show the background spline control points, and the differences between the data and the fitted model are too small to be visible on the scale of the upper plot.

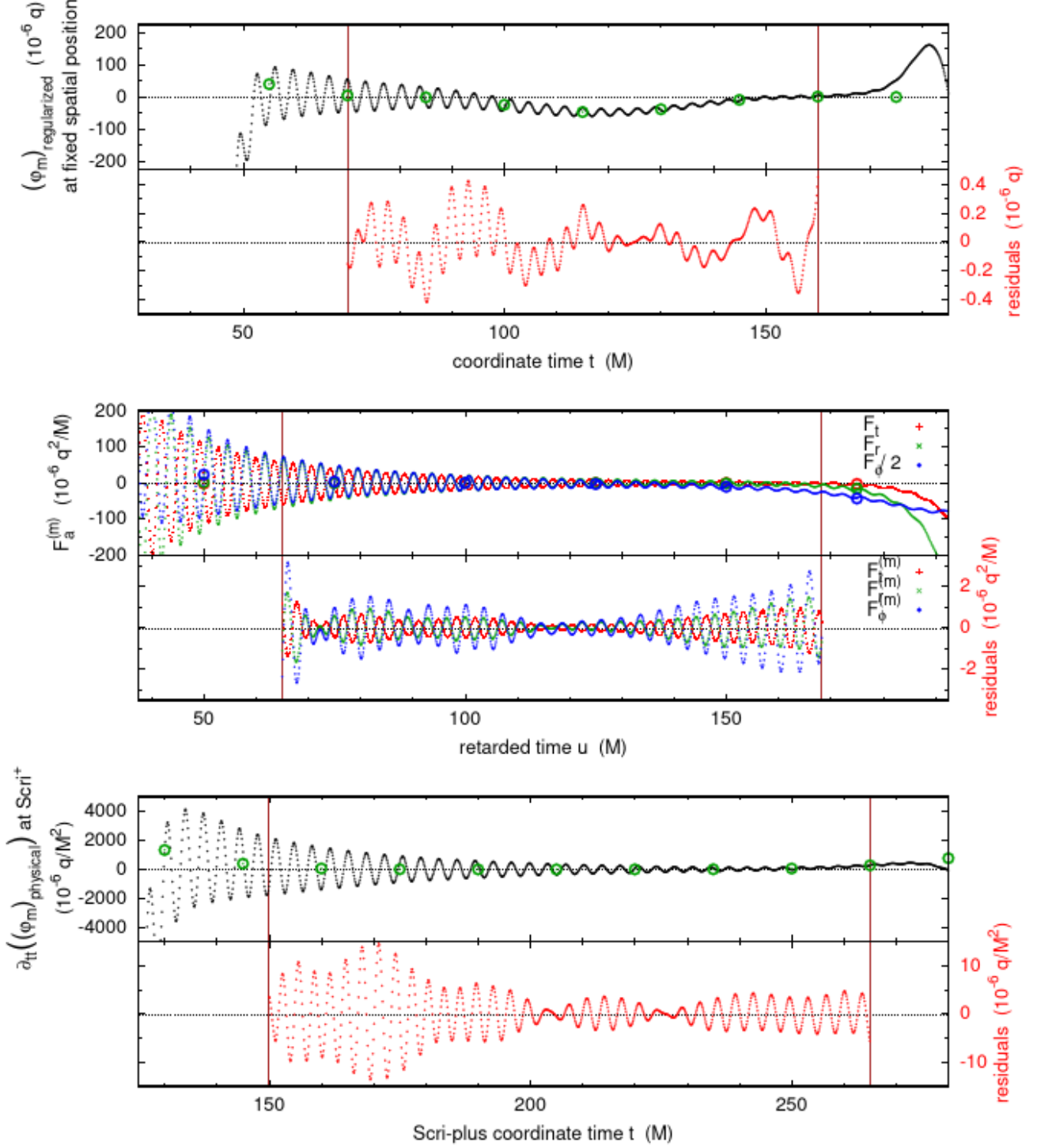


FIG. 5. This figure shows the wiggles and fit residuals for the $m = 4$ scalar-field diagnostics for a single particle orbit ($t \in [13T_r, 14T_r]$) of the $(\tilde{a}, p, e) = (0.99, 3, 0.8)$ configuration. In the upper subfigure, the upper plot shows the regularized scalar field at $r_* = 15M$ ($r = 11.810M$) as a function of coordinate time t , at times when this position is within the worldtube, while the lower plot shows the residuals after fitting to the model (4.1). In the middle subfigure, the upper plot shows the 3 nontrivial coordinate components of the 4-vector self-force $F_a^{(m)}$ as a function of retarded time u , while the lower plot shows the residuals after fitting to the model (4.2). In the lower subfigure, the upper plot shows the second time derivative of the physical scalar field on the equator at \mathcal{J}^+ as a function of the \mathcal{J}^+ coordinate time t , while the lower plot shows the residuals after fitting to the model (4.3). In each subfigure the vertical tan lines mark the interval over which the model is fitted, the circles in the upper subfigure show the background spline control points, and the differences between the data and the fitted model are too small to be visible on the scale of the upper plot.

mode of the field observed at \mathcal{J}^+ shows a clean exponentially decaying sinusoid wiggle just as the full field. In addition, the bottom panel of figure 10 shows the local Teukolsky variable $\Phi_{-2}^{(22)}$ at two watch points located on the background Kerr spacetime's symmetry axis at radii corresponding to the periapsis and apoapsis of the particle orbit. These show the cleanest wiggles of any of our diagnostics.

To test our hypothesis that the observed wiggles are, in fact, QNM excitations, we perform a global fit of our three field diagnostics (local gravitational self-force, field at \mathcal{J}^+ , and field at watchpoints) following the methodology set out in section IV B. Table V summarizes the results for some low order lm -modes. In each, case we recover the principal QNM frequency and damping time of the gravitational field within the estimated numerical precision of the fits. This provides yet more evidence for our hypothesis that the observed wiggles are QNM excitations. Note that while our fits include multiple QNMs, we do not conclusively recover any of the modes beyond the principal mode. (More precisely, we find that the estimated numerical errors of the recovered complex frequencies are comparable to the variation of the initial seed for the optimization.) Not including the higher modes, however, led to observable bias in the recovery of the principal QNMs.

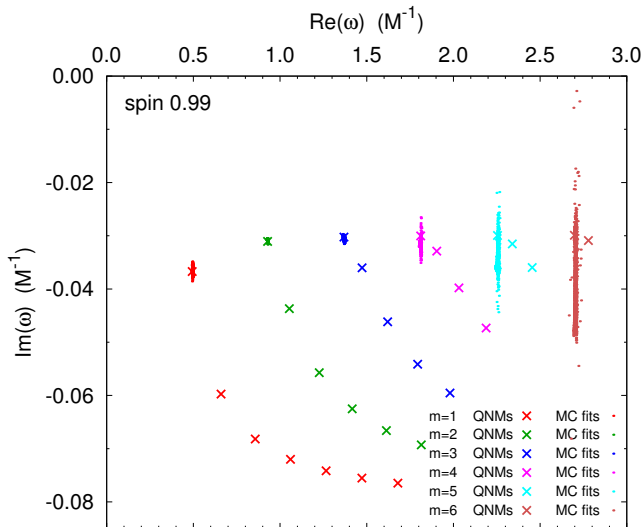


FIG. 6. This figure shows all the Kerr QNM frequencies in the region $(\text{Re}(\omega), \text{Im}(\omega)) \in ([0, 3] \times [-0.085, 0])M^{-1}$ for Kerr spin $\tilde{a} = 0.99$, together with our fitted complex frequencies' Monte-Carlo error estimates for the $m = 1$ through $m = 6$ modes of the $(\tilde{a}, p, e) = (0.99, 3, 0.8)$ configuration. (Some of these QNM frequencies and all of the Monte-Carlo error estimates are also plotted at different scales in figure 7.) The apparent anisotropy of the Monte-Carlo “point clouds” in this plot is a visual illusion due to the anisotropic plot scale; the point clouds are actually approximately isotropic in $(\text{Re}(\omega), \text{Im}(\omega))$.

TABLE V. Numerical fits of the wiggles in the gravitational (spheroidal) (lm) -mode field diagnostics for the $(\tilde{a}, p, e) = (0.99, 3, 0.8)$ configuration. In each row the top values are the fitted frequency/decay rate; the bottom values are the known values for (least damped) gravitational QNMs. Fitting errors are indicated in parentheses, e.g., $0.870891(7)$ means $0.870891 \pm 7 \times 10^{-6}$.

l	m	ω_{lmk}	α_{lmk}
2	0	0.421(3)	0.069(4)
		0.423	0.072
2	1	0.57278(6)	0.04624(5)
		0.57274	0.04620
3	1	0.7891(1)	0.0618(3)
		0.7891	0.0618
2	2	0.870891(7)	0.029386(4)
		0.870892	0.029390
3	2	0.999142(9)	0.037128(6)
		0.999140	0.037129
4	2	1.1771(1)	0.0510(4)
		1.1770	0.0511
3	3	1.32308(3)	0.02940(1)
		1.32308	0.02940
4	3	1.43371(3)	0.03323(3)
		1.43372	0.03323
5	3	1.58353(3)	0.04306(3)
		1.58351	0.04308
4	4	1.7731(2)	0.02946(6)
		1.7731	0.02947
5	4	1.87254(4)	0.03160(5)
		1.87254	0.03160
5	5	2.2216(2)	0.0295(1)
		2.2217	0.0295

C. Dependence on orbital parameters

In this section we study how the strength of the QNM excitations in the gravitational field depends on the parameters of the orbit. For this investigation we leverage the ease with which the (lm) modes of the gravitational field can be computed using our frequency domain code. As a measure of the strength of the excitations we take the amplitudes $A_c^{(k)}$ and $A_s^{(k)}$ in (4.6), which we combine to define

$$|A^{(k)}| := \sqrt{\left(A_c^{(k)}\right)^2 + \left(A_s^{(k)}\right)^2}. \quad (5.1)$$

For the purpose of this investigation we assume that the observed wiggles are indeed QNM excitations, we therefore determine the $|A^{(k)}|$ by a linear fit, keeping the frequencies and decay rates fixed at the exact QNM values. The value of $|A^{(k)}|$ depends on the choice of u_{ref} in (4.6). In this section we choose u_{ref} to coincide with the particle passing through either the periapsis or apoapsis of the orbit.

We are particularly interested in whether excitation of

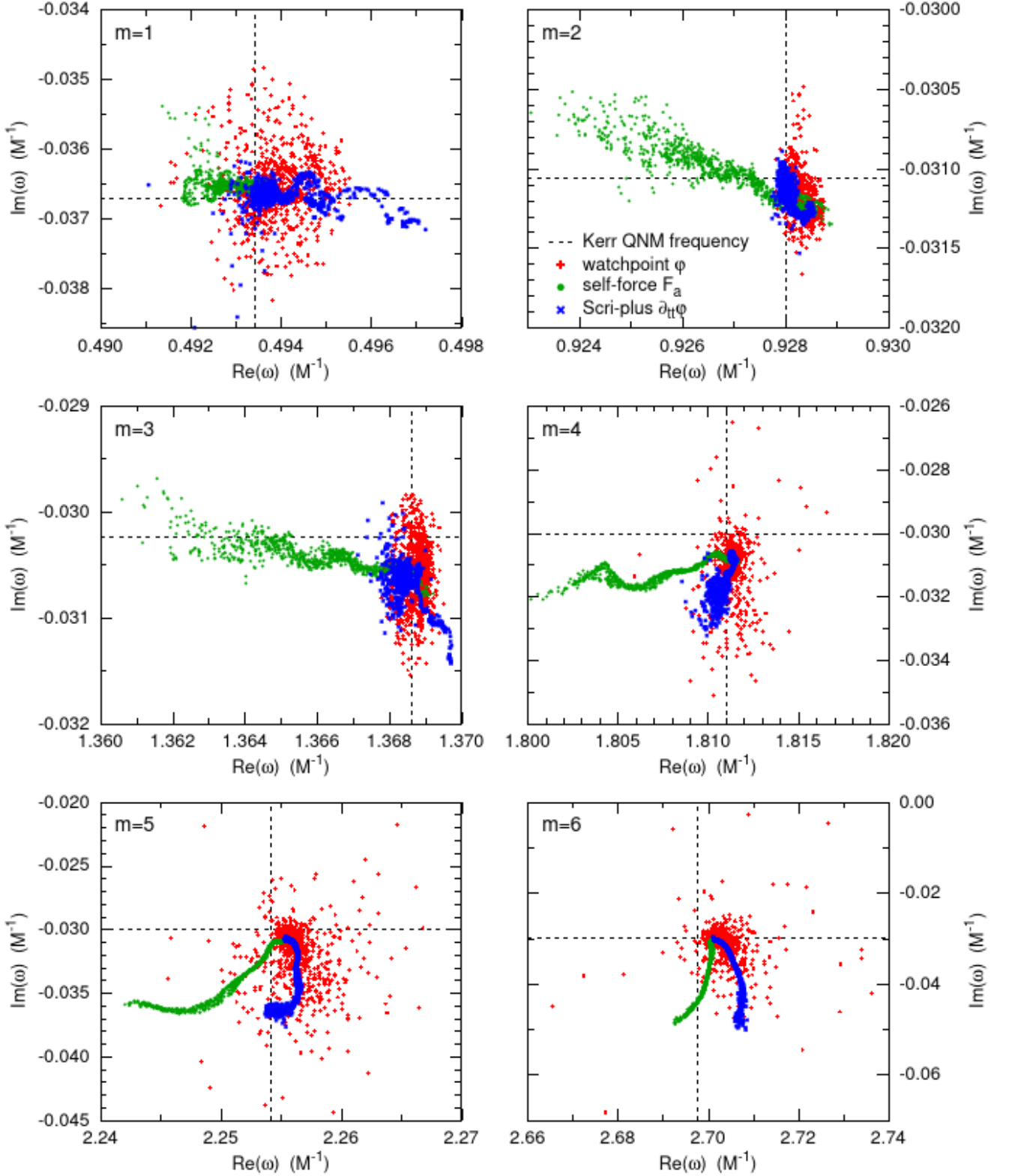


FIG. 7. This figure shows the least-damped Kerr spin $\tilde{a} = 0.99$ QNM frequencies for $m = 1$ through $m = 6$, together with our fitted complex frequencies' Monte-Carlo error estimates for the $m = 1$ through $m = 6$ modes of the $(\tilde{a}, p, e) = (0.99, 3, 0.8)$ configuration. These same Monte-Carlo error estimates are all plotted at a common scale in figure 6; in comparison, this figure zooms in on a small region around the least-damped QNM for each m . In each subfigure the dashed lines intersect at the least-damped QNM frequency. The legend is common to all of the subfigures.

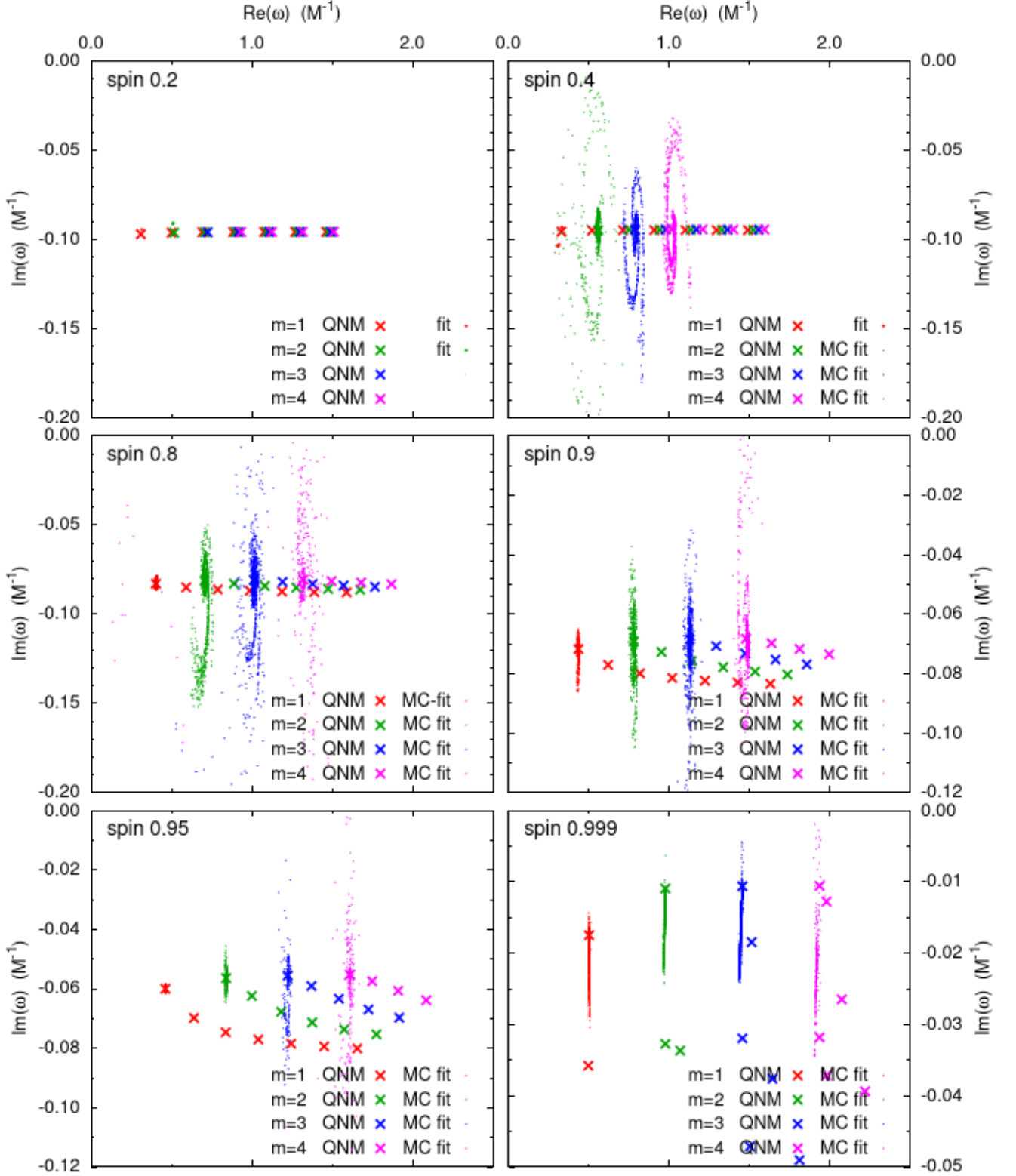


FIG. 8. This figure shows all the Kerr QNM frequencies in the plot regions, together with our fitted complex frequencies' Monte-Carlo error estimates for the $m=1$ through $m=4$ modes of the all the Kerr spin $\tilde{a} \neq 0.99$ configurations. (This is analogous to figure 6 for $\tilde{a} \neq 0.99$.) The apparent anisotropy of the Monte-Carlo "point clouds" in this plot is a visual illusion due to the anisotropic plot scales; the point clouds are actually approximately isotropic in $(\text{Re}(\omega), \text{Im}(\omega))$.

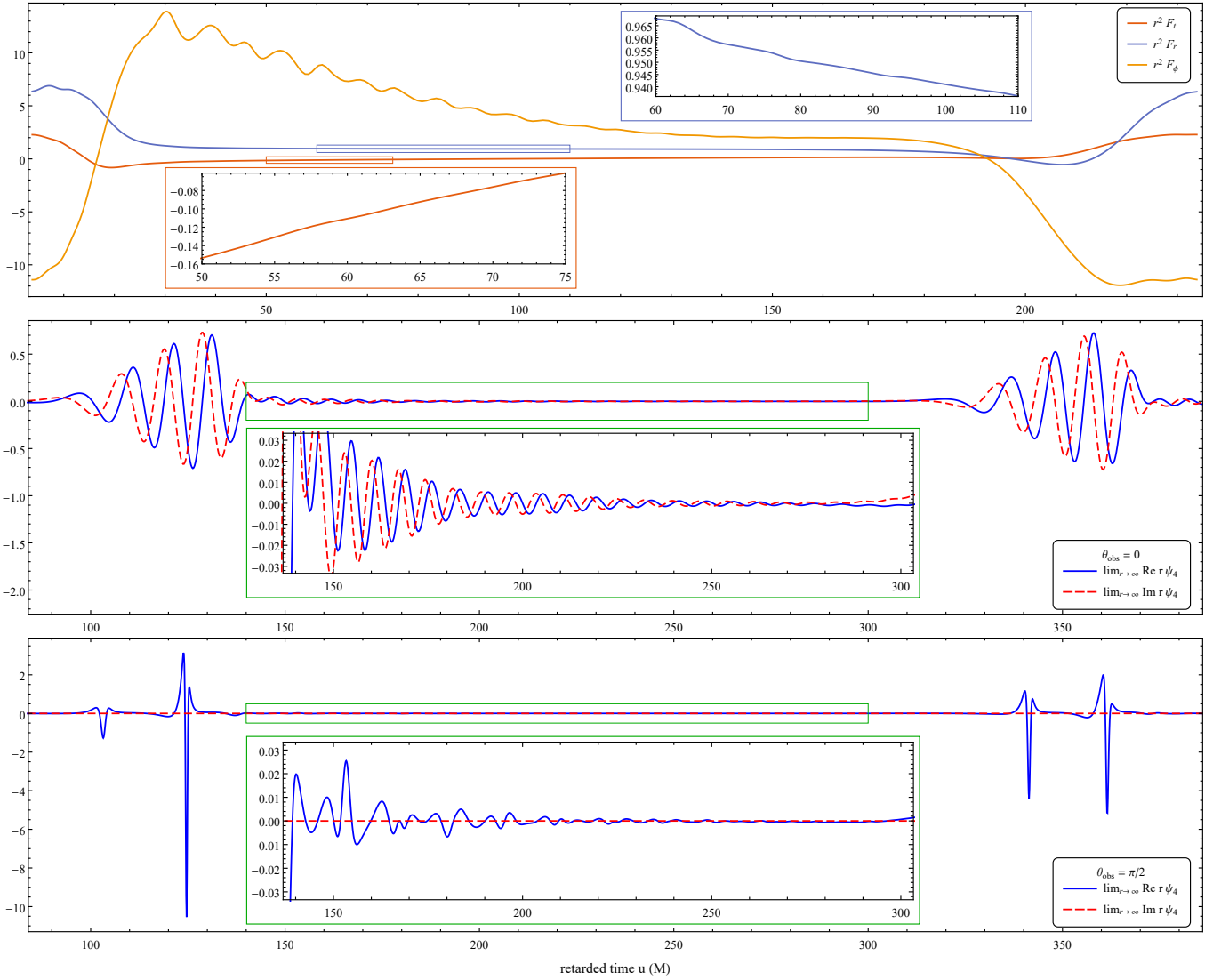


FIG. 9. Three different aspects of the gravitational perturbation for the $(\tilde{a}, p, e) = (0.99, 3, 0.8)$ configuration. (*top*) The three non-zero components of the gravitational self-force at the particle. The F_ϕ component has very prominent wiggles. The wiggles in the other two components are present but only visible after zooming in. (*middle*) The value of ψ_4 observed at \mathcal{J}^+ when the system is viewed “face on” ($\theta_{\text{observer}} = 0$). We observe very clean exponentially decaying wiggles right up to the next burst produced when the particle approaches the central black hole again. (*bottom*) The value of ψ_4 observed at \mathcal{J}^+ when the system is viewed “edge on” ($\theta_{\text{observer}} = \pi/2$). In this case the wiggle pattern is much more complex as multiple (l, m) -modes contribute.

the QNMs exhibits a strong dependence on the alignment of the discrete orbital frequency spectrum of the orbit with the QNM mode. If strong localized “resonances” between the orbit frequency spectrum and QNM excitations were to exist, these could have significant impact on waveform modelling strategies, as they would hamper an attempt to apply reduced order modelling to build efficient waveforms. On the other hand, such a phenomenon might lead to interesting and rich dynamics. To quantify the alignment between a QNM and the particle orbit we define

$$\delta^{(k)} := \min_{n \in \mathbb{Z}} \frac{|\omega^{(k)} - m\Omega_\phi - n\Omega_r|}{\Omega_r}, \quad (5.2)$$

i.e., $\delta^{(k)}$ is the distance between the QNM frequency $\omega^{(k)}$ and the nearest line in the orbit’s frequency spectrum, normalized such that $\delta^{(k)} = 0$ corresponds to maximal alignment and $\delta^{(k)} = 1/2$ to maximal misalignment.

In figure 11 we examine the dependence of the QNM amplitude (for the least-damped ($k = 1$) $l = m = 2$ QNM) on the spin a of the background Kerr spacetime while keeping eccentricity and ratio of the orbital frequencies (matching the eccentricity and frequency ratio for the $(\tilde{a}, p, e) = (0.99, 3, 0.8)$ configuration). We see that the dependence of the QNM excitation amplitude on the Kerr spin a is very smooth, with no noticeable dependence on the spectrum misalignment parameter δ . No-

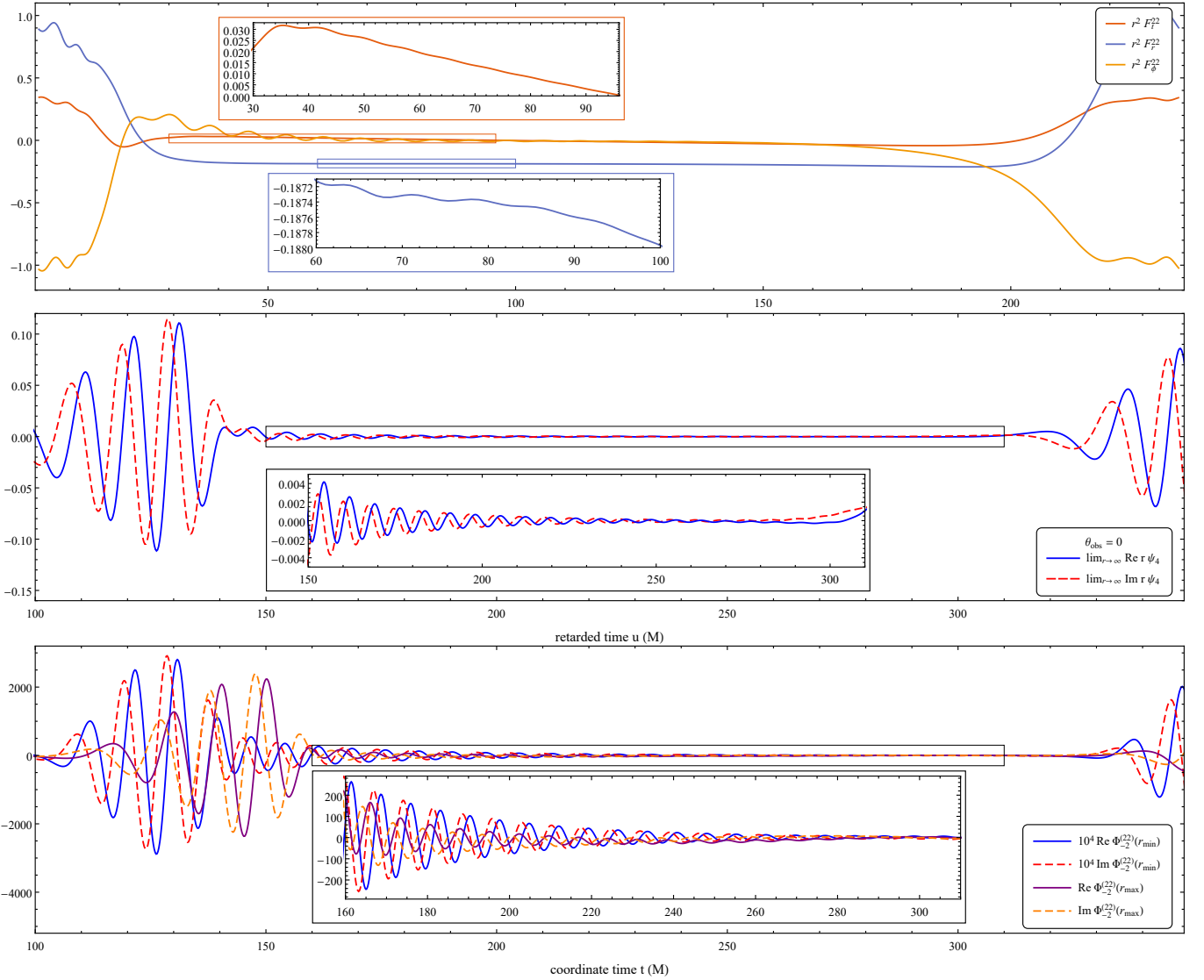


FIG. 10. In this figure we focus on the $\ell = m = 2$ mode of the gravitational perturbation for the $(\bar{a}, p, e) = (0.99, 3, 0.8)$ configuration. (*top*) The three non-zero components of the gravitational self-force. (*middle*) The value of ψ_4 observed at \mathcal{J}^+ when the system is viewed “face on” ($\theta_{\text{observer}} = 0$). (*bottom*) The Teukolsky variable $\Phi_{-2}^{(22)}$ evaluated on the symmetry axis $\theta = 0$ and at two different radii $r = r_{\text{max}}$ and $r = r_{\text{min}}$.

tice that the QNM excitations persist for negative spins (i.e., retrograde orbits), although they become exceedingly weak.

Figure 12 explores the dependence of the amplitude $|A^{(1)}|$ of the least damped ($k = 1$) $\ell = m = 2$ QNM on the particle’s orbital eccentricity. For this exploration we keep the spin of the background Kerr space-time fixed at $a = 0.95M$, and we fix the periapsis distance at $r_{\text{min}} = 1.85M$. The relationship between $|A^{(1)}|$ and e appears almost linear by eye, with slight deviations both at high and low eccentricity. If we subtract off the dominant trend in the form of a quintic fit in e , we see what appears to be a systematic trend where orbits with $\delta^{(1)} = 0$ have a slightly larger amplitude $|A^{(1)}|$ than orbits with $\delta^{(1)} = 1/2$. This difference becomes stronger

for low eccentricity orbits. This latter effect is consistent with the frequency spectrum of the orbit becoming sparser at lower eccentricities. However, we stress that this effect is very small, with the variation of the QNM amplitude $|A^{(1)}|$ due to changing $\delta^{(1)}$ being only about 1 part in 10^3 .

Finally, figure 13 explores the relation between the amplitude $|A^{(1)}|$ of the least damped ($k = 1$) $\ell = m = 2$ QNM and the particle’s inverse periapsis distance M/r_{min} , keeping the Kerr spin ($a = 0.95M$) and particle eccentricity ($e = 0.8$) fixed. As is to be expected, the amplitude $|A^{(1)}|$ drops off sharply as we increase the particle periapsis radius.

We emphasize that the overall shape of the plots in figures 11–13 depends sensitively on the choice of u_{ref} , hence

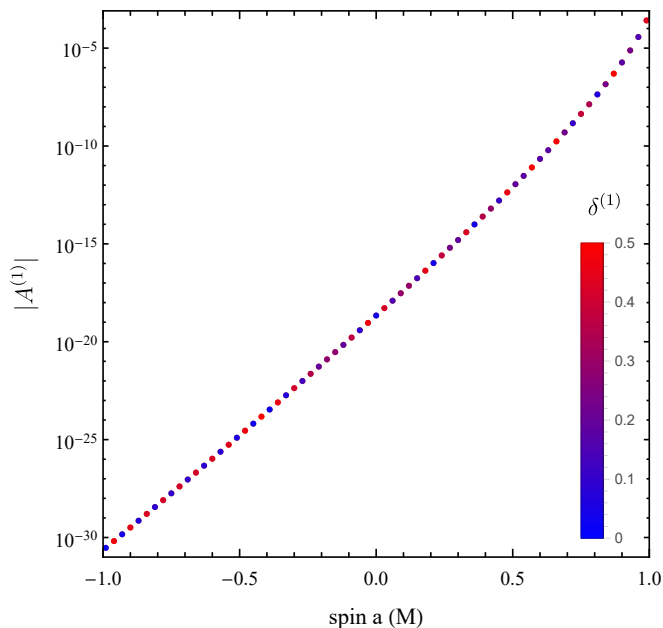


FIG. 11. Dependence of the the fitted QNM amplitude $|A_1|$ of the lowest damped $l = m = 2$ QNM as a function of the primary spin a for a sequence of orbits with fixed $e = 0.8$ and ratio $\Omega_\phi/\Omega_r = 2.684694379\dots$ (the frequency ratio for the $(\tilde{a}, p, e) = (0.99, 3, 0.8)$ configuration). The parameter u_{ref} is fixed to coincide with the particle passing through apoapsis. The data points are shaded according to the degree of alignment δ of the particle spectrum with the QNM frequency $\omega^{(1)}$.

one should not read too much into the shapes themselves. However, there are three main lessons that we learn from this investigation that do not depend on the choice of u_{ref} :

- The amplitudes of the wiggles depend smoothly on the Kerr spin (figure 11) and orbital parameters (figures 12 and 13). In particular, no fine-tuning is needed for wiggles to appear.
- The wiggles are strongest for high spin and prograde particle orbits with high eccentricity and low periapsis distance. However, there is no indication that they will completely disappear in any region of the parameter space (although they may become very difficult to separate from the rest of the field due to low amplitudes, high damping rates, and/or longer periods).
- The effect of aligning the orbital frequencies with the QNM frequencies is very small, and decreases still further when the orbital spectrum becomes denser for more eccentric orbits.

VI. DISCUSSION AND CONCLUSIONS

In this paper we study an interesting class of features first observed in the scalar self-force for point particles in orbit in Kerr spacetime [8]. That study identified the

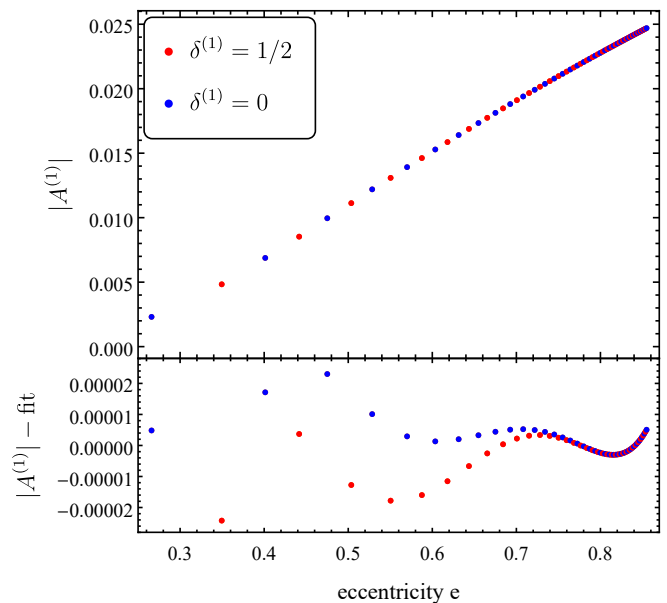


FIG. 12. Dependence of the the fitted QNM amplitude $|A_1|$ of the lowest damped $l = m = 2$ QNM as a function of the eccentricity e for a sequence of orbits with fixed primary spin $a = 0.95M$ and periapsis distance $r_{\text{min}} = 1.85M$. The parameter u_{ref} is fixed to coincide with the particle passing through periapsis. The data points are shaded according to the degree of alignment δ of the particle spectrum with the QNM frequency $\omega^{(1)}$. The lower panel shows the difference between the amplitude and a fitted quintic polynomial in e .

feature, introduced the term “wiggles”, and argued that it was in some (unspecified) manner “caused by the particle’s close passage by the large black hole”, but did not attempt to attribute it to any particular physical origin. More recently Refs. [9–11] have shown further examples of wiggles, demonstrated that wiggles’ complex frequencies agree with known Kerr quasinormal-mode (QNM) frequencies, and concluded that wiggles are in fact “just” a sampling at the measurement point(s) of Kerr QNMs excited by the particle.

Here we survey the phenomenology of wiggles for both the scalar-field and gravitational cases, across a range of Kerr spins and particle orbits. In both the scalar-field and gravitational cases we find that wiggles are essentially a generic phenomenon, i.e., they occur over a wide range of configuration space without any “fine-tuning” of parameters. Wiggles are observable in field perturbations at fixed spatial positions, in the radiation-reaction “self-force”, and in the radiated fields at \mathcal{I}^+ .

In both the scalar-field and gravitational cases we find that at all observed locations in spacetime, wiggles can be quantitatively fit by models of QNMs sampled at the observation points. In particular, in both the scalar-field and gravitational cases our fitted wiggles agree well [in both real (oscillatory) and imaginary (damping) parts] with Kerr QNM frequencies calculated by Berti, Cardoso, and Starinets [68, 69] (figures 6–8 and table V).

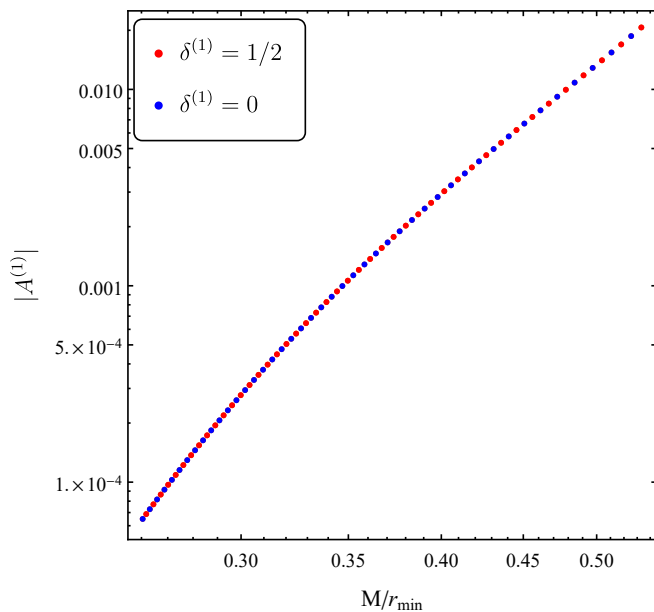


FIG. 13. Dependence of the the fitted QNM amplitude $|A_1|$ of the lowest damped $l = m = 2$ QNM as a function of the inverse periapsis distance M/r_{\min} for a sequence of orbits with fixed primary spin $a = 0.95M$ and eccentricity $e = 0.8$. The parameter u_{ref} is fixed to coincide with the particle passing through periapsis. The data points are shaded according to the degree of alignment δ of the particle spectrum with the QNM frequency $\omega^{(1)}$.

The appearance of pronounced wiggles appears to rely on three key aspects of the configuration of the system:

- A highly spinning central (Kerr) black hole (the closer to $\tilde{a} = 1$, the more pronounced the effect).
- A highly eccentric prograde orbit for the particle (the closer to $e = 1$, the more pronounced the effect).
- A close periapsis passage by the particle (the closer to the light ring, the more pronounced the effect).¹¹

This is not surprising: highly spinning black holes have much longer-lived QNMs than those with low spin. Increasing eccentricity of the particle orbit does three things: it increases the strength of the perturbation at the periapsis, it widens the frequency spectrum of the perturbation (increasing the overlap with the QNMs), and it provides a natural “quiet” period when the particle approaches its apoapsis, during which the QNMs can more easily be observed. Finally, bringing the particle periapsis closer to the light ring allows the perturbation to deposit more energy in the QNMs. (QNMs

¹¹ We refer here to the *prograde* light ring; we observe only very small QNM excitation when the particle periapsis is close to the retrograde light ring.

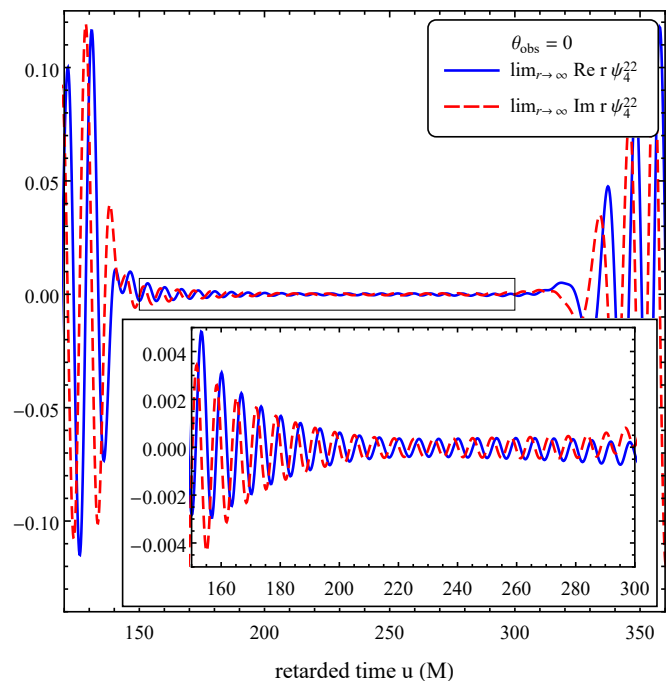


FIG. 14. The $l = m = 2$ mode of the gravitational waveform at \mathcal{J}^+ for the configuration $(\tilde{a}, p, e) = (0.99999, 2.918, 0.807)$. The observed wiggles are surprising because the real part of the frequency (in the highlighted area) lies between $0.93M^{-1}$ and $0.98M^{-1}$, whereas the QNM frequencies are bunched up near $0.995M^{-1}$.

in Kerr spacetime are readily excited by orbits near the light ring [68, 70, 71].)

Interestingly, we find that the amplitude with which wiggles are excited does *not* depend sensitively on the particle’s precise orbital motion near periapsis. Notably, we find that the wiggle amplitude varies smoothly and monotonically with the particle periapsis radius and orbital eccentricity (and with the Kerr spin).

We have not attempted to carefully delineate the exact boundaries of the region in configuration space where wiggles occur (even assuming that there are, in fact, configurations with *no* QNM excitation, which is not obvious). It is likely that different modelling/fitting schemes could observe and fit low-amplitude and/or rapidly-damped wiggles even in some cases where we fail to observe them (e.g., the \times cases in table II). For example, figure 11 strongly suggests that although the wiggle amplitude is very small in some cases, wiggles are present for *all* Kerr spins along this sequence of orbits, including retrograde as well as prograde orbits.

Our scalar-field wiggle modelling/fitting scheme is (deliberately) quite conservative in requiring visual observation of a wiggle in a time-series plot of the original diagnostic. This requirement reduces the risk of false positives (where we would misidentify a fitting or background-spline artifact as a wiggle), at the cost of reducing our sensitivity to low-amplitude and/or rapidly-damped wiggles.

An interesting example of these factors at play is the $(\tilde{a}, p, e) = (0.99, 8, 0.8)$ scalar-field configuration, for which Nasipak, Osburn, and Evans [11] observed and fitted $\ell = m = 1$, $\ell = m = 2$, $\ell = m = 3$, and $\ell = m = 4$ wobble (QNM) modes. Their figures 8 and 9 show the $\ell = m = 4$ wobble as having an amplitude approximately 10^9 times smaller than the $\ell = m = 1$ wobble; this is only detectable by virtue of the high accuracy and low numerical noise level of their frequency-domain code. In contrast, for this configuration we observed wiggles for $m = 1$ but not for $m \geq 2$; this is likely because even the $m = 2$ wiggles are already too low in amplitude to be visually observable in the original time series.

Existing astrophysical models of extreme mass ratio binaries [72, 73] and observations of highly spinning black holes [74] suggest that it is quite reasonable to expect some fraction of EMRIs to fall within the region of parameter space where wiggles are excited with significant amplitude. (Both the magnitude of this fraction and the absolute numbers of such systems are still very uncertain.)

Given that the QNM excitations appear not just in the local self-force, but also in the gravitational waveform, a natural question is whether they could be experimentally observed by LISA or other detectors. While this is certainly possible in principle, there are two considerations which make it less likely in practice. Most importantly, the effect is quite weak in all but the most extreme cases. In most of the gravitational-field cases investigated here, it was necessary to zoom in on plots in order to see the wiggles visually, reflecting the fact that their magnitude represents at most a few percent of the total signal. A second consideration in terms of detectability is that the dynamical evolution of EMRIs may tend to avoid the wiggles region of parameter space (e.g., if most EMRIs evolve to low orbital eccentricities while still at relatively large periastron radii). This would imply that the event rate for *detectable* EMRI wiggles would be quite low.

Despite these concerns, it would be worthwhile to conduct a more thorough study to quantitatively address the question of detectability of QNM wiggles by LISA or future next-generation gravitational-wave detectors. It may even be the case that advanced data analysis techniques could be used to boost the detectability. For example, although an individual wobble is weak, it will repeat for each orbit throughout the entire inspiral. As noted by Ref. [11], wiggles will appear with almost the *same frequency* throughout the inspiral (the QNM frequency only depends on the mass and spin parameters of the larger black hole, and these change very little during the inspiral). Moreover, this frequency is much higher than the main orbital frequency, potentially making it easier to separate these signal components in data analysis.

The analysis done here has been somewhat post-hoc, in that we first identified a feature in the signal and then fit this feature to a damped sinusoid representing a QNM ringdown. Our intuitive interpretation of this QNM ring-

down is that it is a result of strong QNM excitation near periapsis, which is then encountered over an extended period later in the orbit. The self-force in curved spacetimes arises from *nonlocal* interactions of the object with its self-field, which was generated in the object's past and scattered off the spacetime curvature. The association of wiggles with QNM excitations suggest that they represent a situation where this nonlocal nature of the self-force is particularly apparent. To more explicitly develop this interpretation, it may be informative to attempt the analysis in the other direction, first by starting with a model for a QNM excitation from a burst of radiation generated near a periapsis passage, and then comparing such a model to the observed signal. This approach would allow one to pinpoint where in the orbit the QNM excitation occurs, would give a deeper understanding of the effect, and may even provide a link to geometric features such as caustics and the propagation of waves on black hole spacetimes. A Green function approach [75, 76] would be a natural choice for such a study, but is quite distinct from the methodology used in this paper so we leave it for future work.

In this work we have focused mostly on systems with somewhat realistic Kerr spins $J/M^2 \lesssim 0.999$. Initial investigations of the near-extremal regime suggest a rich phenomenology, involving many different QNMs at fixed l and m . One puzzling result is the $l = m = 2$ mode generated at \mathcal{J}^+ by a particle orbiting a black hole with spin $J/M^2 = 0.99999$ and the same orbital frequencies as the $(\tilde{a}, p, e) = (0.99, 3, 0.8)$ orbit, shown in figure 14. One of the puzzling aspects of this waveform is that the decaying wiggles in the highlighted area have a frequency between $0.93M^{-1}$ and $0.98M^{-1}$ (depending on where it is measured), while the nearest QNMs all have frequency close to $0.995M^{-1}$. Whether this is the result of some complicated collective behaviour of the QNMs or some new physical effect is currently unclear, and should be investigated in future works.¹²

VII. ACKNOWLEDGMENTS

We thank Leor Barack for invaluable discussions throughout the course of this research. We thank Richard Brito for useful discussions about QNMs. We also thank Dan Kennefick, Scott Hughes, Marc Casals, Peter Zimmerman, Conor O'Toole and Adrian Ottewill for useful discussions on the results of this paper.

JT thanks the Alexander von Humboldt Foundation for fellowship funding for my stay at the Max-

¹² While we were making final revisions to this manuscript Rifat, Khanna, and Burko [12] reported a detailed study of wiggles in near-extremal Kerr spacetimes, particularly the $(\tilde{a}, p, e) = (0.99999, 2.918, 0.807)$ system. Their results are consistent with ours; they find that the anomalous wobble frequencies are an intermediate-time effect caused by the superposition of many simultaneously-excited Kerr QNMs.

Planck-Institut für Gravitationsphysik (Albert-Einstein-Institute), and the AEI (Division of Astrophysical and Cosmological Relativity) and Indiana University (Office of the Vice Provost for Research, Center for Spacetime Symmetries, and Department of Astronomy) for additional funding.

MvdM was supported by European Union’s Horizon 2020 research and innovation programme under grant agreement No. 705229.

Some of the numerical results in this paper were obtained using the IRIDIS High Performance Computing Facility at the University of Southampton and the Karst and Data Capacitor facilities at Indiana University (supported by the U.S. National Science Foundation under Grant No. CNS-0521433, by Lilly Endowment, Inc. through its support for the IU Pervasive Technology Institute, and by the Indiana Metabolomics and Cytomics (METACyt) Initiative).

-
- [1] Jonathan R Gair, Leor Barack, Teviet Creighton, Curt Cutler, Shane L. Larson, E. Sterl Phinney, and Michele Vallisneri, “Event rate estimates for LISA extreme mass ratio capture sources,” *Class. Quant. Grav.* **21**, S1595–S1606 (2004), gr-qc/0405137.
- [2] Leor Barack and Curt Cutler, “LISA capture sources: Approximate waveforms, signal-to-noise ratios and parameter estimation accuracy,” *Phys. Rev. D* **69**, 082005 (2004), gr-qc/0310125.
- [3] Pau Amaro-Seoane, Jonathan R. Gair, Marc Freitag, M. Coleman Miller, Ilya Mandel, Curt J. Cutler, and Stanislav Babak, “Intermediate and extreme mass-ratio inspirals—astrophysics, science applications and detection using LISA,” *Class. Quant. Grav.* **24**, R113–R170 (2007), astro-ph/0703495.
- [4] Jonathan R Gair, “Probing black holes at low redshift using LISA EMRI observations,” *Class. Quant. Grav.* **26**, 094034 (2009), arXiv:0811.0188.
- [5] Y. Kojima and T. Nakamura, “Gravitational radiation from a particle scattered by a Kerr black hole,” *Prog. Theor. Phys.* **72**, 494–504 (1984).
- [6] Lior M. Burko and Gaurav Khanna, “Accurate time-domain gravitational waveforms for extreme-mass-ratio binaries,” *Europhysics Letters* **78**, 60005 (2007), gr-qc/0609002.
- [7] Stephen O’Sullivan and Scott A. Hughes, “Strong-field tidal distortions of rotating black holes: II. Horizon dynamics from eccentric and inclined orbits,” *Phys. Rev. D* **94**, 044057 (2016), arXiv:1505.03809.
- [8] Jonathan Thornburg and Barry Wardell, “Scalar self-force for highly eccentric equatorial orbits in Kerr spacetime,” *Phys. Rev. D* **95**, 084043 (2017), arXiv:1610.09319.
- [9] Jonathan Thornburg, (2016), presentation at the 19th Capra Meeting on Radiation Reaction, Observatoire de Paris, Meudon, France.
- [10] Jonathan Thornburg, (2017), presentation at the 20th Capra Meeting on Radiation Reaction, University of North Carolina, Chapel Hill, USA.
- [11] Zachary Nasipak, Thomas Osburn, and Charles R. Evans, “Repeated faint quasinormal bursts in EMRI waveforms: evidence from frequency-domain scalar self-force calculations on generic Kerr orbits,” (2019), arXiv:1905.13237.
- [12] Nur E.M. Rifat, Gaurav Khanna, and Lior M. Burko, “Repeated ringing of the black hole’s bell: Quasi-normal bursts from highly eccentric, extreme mass-ratio binaries,” (2019), arXiv:1910.03462.
- [13] Thibault Damour, “The problem of motion in Newtonian and Einsteinian gravity,” in *Three Hundred Years of Gravitation*, edited by Stephen W. Hawking and Werner Israel (Cambridge University Press, Cambridge, England, 1987) Chap. 6, pp. 128–198.
- [14] Eric Poisson and Clifford M. Will, *Gravity: Newtonian, Post-Newtonian, Relativistic* (Cambridge University Press, 2014).
- [15] Clifford M. Will, *Theory and Experiment in Gravitational Physics*, 2nd ed. (Cambridge University Press, 2018).
- [16] Luc Blanchet, “Gravitational radiation from post-Newtonian sources and inspiralling compact binaries,” *Living Reviews in Relativity* **17**, 2 (2014).
- [17] Toshifumi Futamase and Yousuke Itoh, “The post-Newtonian approximation for relativistic compact binaries,” *Living Reviews in Relativity* **10**, 2 (2007).
- [18] Luc Blanchet, “Post-Newtonian theory and the two-body problem,” in *Mass and Motion in General Relativity*, Fundamental Theories of Physics, Vol. 162, edited by Luc Blanchet, Alessandro Spallicci, and Bernard F. Whiting (Springer-Verlag, Berlin, 2011) pp. 125–166, arXiv:0907.3596.
- [19] Gerhard Schäfer, “Post-Newtonian methods: Analytic results on the binary problem,” in *Mass and Motion in General Relativity*, Fundamental Theories of Physics, Vol. 162, edited by Luc Blanchet, Alessandro Spallicci, and Bernard F. Whiting (Springer-Verlag, Berlin, 2011) pp. 167–210, arXiv:0910.2857.
- [20] Frans Pretorius, “Binary black hole coalescence,” in *Relativistic Objects in Compact Binaries: From Birth to Coalescence*, edited by Monica Colpi (Springer-Verlag, 2007) arXiv:0710.1338.
- [21] Mark Hannam, Sascha Husa, John G. Baker, Michael Boyle, Bernd Brügmann, Tony Chu, Nils Dorband, Frank Herrmann, Ian Hinder, Bernard J. Kelly, Lawrence E. Kidder, Pablo Laguna, Keith D. Matthews, James R. van Meter, Harald P. Pfeiffer, Denis Pollney, Christian Reisswig, Mark A. Scheel, and Deirdre Shoemaker, “Samurai project: Verifying the consistency of black-hole-binary waveforms for gravitational-wave detection,” *Phys. Rev. D* **79**, 084025 (2009), arXiv:0901.2437.
- [22] Mark Hannam, “Status of black-hole-binary simulations for gravitational-wave detection,” *Class. Quant. Grav.* **26**, 114001 (2009), arXiv:0901.2931.
- [23] Mark Hannam and Ian Hawke, “Numerical relativity simulations in the era of the Einstein telescope,” *General Relativity and Gravitation* **43**, 465–483 (2011), arXiv:0908.3139.
- [24] Manuela Campanelli, Carlos O. Lousto, Bruno C. Mundim, Hiroyuki Nakano, Yosef Zlochower, and Hans-Peter Bischof, “Advances in simulations of generic black-hole binaries,” *Class. Quant. Grav.* **27**, 084034 (2010),

- arXiv:1001.3834.
- [25] Nigel T. Bishop, Roberto Gómez, Sascha Husa, Luis Lehner, and Jeffrey Winicour, “Numerical relativistic model of a massive particle in orbit near a Schwarzschild black hole,” *Phys. Rev. D* **68**, 084015 (2003), gr-qc/0301060.
- [26] Nigel T. Bishop, Roberto Gómez, Luis Lehner, Manoj Maharaj, and Jeffrey Winicour, “Characteristic initial data for a star orbiting a black hole,” *Phys. Rev. D* **72**, 024002 (2005), gr-qc/0412080.
- [27] Carlos F. Sopuerta, Pengtao Sun, Pablo Laguna, and Jinchao Xu, “A toy model for testing finite element methods to simulate extreme-mass-ratio binary systems,” *Class. Quant. Grav.* **23**, 251–285 (2006), gr-qc/0507112.
- [28] Carlos F. Sopuerta and Pablo Laguna, “Finite element computation of the gravitational radiation emitted by a pointlike object orbiting a nonrotating black hole,” *Phys. Rev. D* **73**, 044028 (2006), gr-qc/0512028.
- [29] Carlos O. Lousto, Hiroyuki Nakano, Yosef Zlochower, and Manuela Campanelli, “Intermediate-mass-ratio black-hole binaries: Numerical relativity meets perturbation theory,” *Phys. Rev. Lett.* **104**, 211101 (2010), arXiv:1001.2316.
- [30] Carlos O. Lousto and Yosef Zlochower, “Extreme-mass-ratio-black-hole-binary evolutions with numerical relativity,” *Phys. Rev. Lett.* **106**, 041101 (2011), arXiv:1009.0292.
- [31] Sascha Husa, Sebastian Khan, Mark Hannam, Michael Pürrer, Frank Ohme, Xisco Jiménez Forteza, and Alejandro Bohé, “Frequency-domain gravitational waves from nonprecessing black-hole binaries. I. New numerical waveforms and anatomy of the signal,” *Phys. Rev. D* **93**, 044006 (2016), arXiv:1508.07250.
- [32] Ian Hinder, “personal communication,” (2019).
- [33] Barry Wardell, Ian Vega, Jonathan Thornburg, and Peter Diener, “Generic effective source for scalar self-force calculations,” *Phys. Rev. D* **85**, 104044 (2012), arXiv:1112.6355.
- [34] Maarten van de Meent and Abhay G. Shah, “Metric perturbations produced by eccentric equatorial orbits around a Kerr black hole,” *Phys. Rev. D* **92**, 064025 (2015), arXiv:1506.04755 [gr-qc].
- [35] Maarten van de Meent, “Gravitational self-force on eccentric equatorial orbits around a Kerr black hole,” *Phys. Rev. D* **94**, 044034 (2016), arXiv:1606.06297 [gr-qc].
- [36] Maarten van de Meent, “Self-force corrections to the periastron advance around a spinning black hole,” *Phys. Rev. Lett.* **118**, 011101 (2017), arXiv:1610.03497 [gr-qc].
- [37] Maarten van de Meent, “Gravitational self-force on generic bound geodesics in Kerr spacetime,” *Phys. Rev. D* **97**, 104033 (2018), arXiv:1711.09607 [gr-qc].
- [38] Robert M. Wald, *General relativity* (The University of Chicago Press, Chicago, 1984).
- [39] Dieter R. Brill, Paul L. Chrzanowski, C. Martin Pereira, Edward D. Fackerell, and James R. Ipser, “Solution of the scalar wave equation in a Kerr background by separation of variables,” *Phys. Rev. D* **5**, 1913–1915 (1972).
- [40] Saul A. Teukolsky, “Perturbations of a rotating black hole. I. fundamental equations for gravitational, electromagnetic, and neutrino-field perturbations,” *Astrophys. J.* **185**, 635–647 (1973).
- [41] Pranesh A. Sundararajan, Gaurav Khanna, and Scott A. Hughes, “Towards adiabatic waveforms for inspiral into Kerr black holes: A new model of the source for the time domain perturbation equation,” *Phys. Rev. D* **76**, 104005 (2007), gr-qc/0703028.
- [42] Leor Barack and Darren A. Golbourn, “Scalar-field perturbations from a particle orbiting a black hole using numerical evolution in 2+1 dimensions,” *Phys. Rev. D* **76**, 044020 (2007), arXiv:0705.3620.
- [43] Ian Vega and Steven Detweiler, “Regularization of fields for self-force problems in curved spacetime: Foundations and a time-domain application,” *Phys. Rev. D* **77**, 084008 (2008), arXiv:0712.4405.
- [44] Ian Vega, Barry Wardell, and Peter Diener, “Effective source approach to self-force calculation,” *Class. Quant. Grav.* **28**, 134010 (2011), arXiv:1101.2925.
- [45] Steven Detweiler and Bernard F. Whiting, “Self-force via a Green’s function decomposition,” *Phys. Rev. D* **67**, 024025 (2003), gr-qc/0202086.
- [46] Anil Zenginoğlu, “Hyperboloidal foliations and scri-fixing,” *Class. Quant. Grav.* **25**, 145002 (2008), arXiv:0712.4333.
- [47] Anil Zenginoğlu, “Hyperboloidal evolution with the einstein equations,” *Class. Quant. Grav.* **25**, 195025 (2008), arXiv:0808.0810.
- [48] Anil Zenginoğlu, “Hyperboloidal layers for hyperbolic equations on unbounded domains,” *J. Comp. Phys.* **230**, 2286–2302 (2011), arXiv:1008.3809.
- [49] Anil Zenginoğlu and Gaurav Khanna, “Null infinity waveforms from extreme-mass-ratio inspirals in Kerr spacetime,” *Phys. Rev. X* **1**, 021017 (2011), arXiv:1108.1816.
- [50] Anil Zenginoğlu and Lawrence E. Kidder, “Hyperboloidal evolution of test fields in three spatial dimensions,” *Phys. Rev. D* **81**, 124010 (2010), arXiv:1004.0760.
- [51] Anil Zenginoğlu and Manuel Tiglio, “Spacelike matching to null infinity,” *Phys. Rev. D* **80**, 024044 (2009), arXiv:0906.3342.
- [52] Sebastiano Bernuzzi, Alessandro Nagar, and Anil Zenginoğlu, “Binary black hole coalescence in the large-mass-ratio limit: The hyperboloidal layer method and waveforms at null infinity,” *Phys. Rev. D* **84**, 084026 (2011), arXiv:1107.5402.
- [53] Sebastiano Bernuzzi, Alessandro Nagar, and Anil Zenginoğlu, “Horizon-absorption effects in coalescing black-hole binaries: An effective-one-body study of the nonspinning case,” *Phys. Rev. D* **86**, 104038 (2012), arXiv:1207.0769.
- [54] Shuhei Mano and Eiichi Takasugi, “Analytic solutions of the Teukolsky equation and their properties,” *Prog. Theor. Phys.* **97**, 213–232 (1997), arXiv:gr-qc/9611014.
- [55] Shuhei Mano, Hisao Suzuki, and Eiichi Takasugi, “Analytic solutions of the Teukolsky equation and their low frequency expansions,” *Prog. Theor. Phys.* **95**, 1079–1096 (1996), arXiv:gr-qc/9603020.
- [56] Robert M. Wald, “On perturbations of a Kerr black hole,” *Journal of Mathematical Physics* **14**, 1453–1461 (1973).
- [57] J.M. Cohen and L.S. Kegeles, “Electromagnetic fields in curved spaces - a constructive procedure,” *Phys. Rev. D* **10**, 1070–1084 (1974).
- [58] L.S. Kegeles and J.M. Cohen, “Constructive procedure for perturbations of space-times,” *Phys. Rev. D* **19**, 1641–1664 (1979).
- [59] P.L. Chrzanowski, “Vector Potential and Metric Perturbations of a Rotating Black Hole,” *Phys. Rev. D* **11**, 2042–2062 (1975).

- [60] Robert M. Wald, “Construction of Solutions of Gravitational, Electromagnetic, Or Other Perturbation Equations from Solutions of Decoupled Equations,” *Phys. Rev. Lett.* **41**, 203–206 (1978).
- [61] Leor Barack, Amos Ori, and Norichika Sago, “Frequency-domain calculation of the self force: The High-frequency problem and its resolution,” *Phys. Rev. D* **78**, 084021 (2008), arXiv:0808.2315 [gr-qc].
- [62] Leor Barack and Amos Ori, “Gravitational selfforce on a particle orbiting a Kerr black hole,” *Phys. Rev. Lett.* **90**, 111101 (2003), arXiv:gr-qc/0212103 [gr-qc].
- [63] Leor Barack, “Gravitational self force in extreme mass-ratio inspirals,” *Classical Quant. Grav.* **26**, 213001 (2009), arXiv:0908.1664 [gr-qc].
- [64] Adam Pound, Cesar Merlin, and Leor Barack, “Gravitational self-force from radiation-gauge metric perturbations,” *Phys. Rev. D* **89**, 024009 (2014), arXiv:1310.1513 [gr-qc].
- [65] Cesar Merlin, Amos Ori, Leor Barack, Adam Pound, and Maarten van de Meent, “Completion of metric reconstruction for a particle orbiting a Kerr black hole,” *Phys. Rev. D* **94**, 104066 (2016), arXiv:1609.01227 [gr-qc].
- [66] Maarten van De Meent, “The mass and angular momentum of reconstructed metric perturbations,” *Classical Quant. Grav.* **34**, 124003 (2017), arXiv:1702.00969 [gr-qc].
- [67] Jorge J. Moré, Burton S. Garbow, and Kenneth E. Hillstom, *User Guide for MINPACK-1*, Tech. Rep. ANL-80-74 (Argonne National Laboratory, Argonne, USA, 1980) available from the NETLIB online software repository, <http://www.netlib.org/minpack/>.
- [68] Emanuele Berti, Vitor Cardoso, and Andrei O Starinets, “Quasinormal modes of black holes and black branes,” *Class. Quant. Grav.* **26**, 163001 (2009), arXiv:0905.2975.
- [69] E. Berti, V. Cardoso, and C. M. Will, “On gravitational-wave spectroscopy of massive black holes with the space interferometer LISA,” *Phys. Rev. D* **73**, 064030 (2006), gr-qc/0512160.
- [70] C. J. Goebel, “Comments on the “vibrations” of a black hole,” *Ap. J* **172**, L95 (1972).
- [71] Gaurav Khanna and Richard H. Price, “Black hole ringing, quasinormal modes, and light rings,” *Phys. Rev. D* **95**, 081501(R) (2017), arXiv:1609.00083.
- [72] M. Coleman Miller, Tal Alexander, Pau Amaro-Seoane, Aaron J. Barth, Curt Cutler, Jonathan R. Gair, Clovis Hopman, David Merritt, E. Sterl Phinney, and Douglas O. Richstone, “Probing stellar dynamics in galactic nuclei,” (2009), arXiv:0903.0285; Science white paper for the Astro2010 Decadal Survey, arXiv:0903.0285.
- [73] Clovis Hopman and Tal Alexander, “The orbital statistics of stellar inspiral and relaxation near a massive black hole: Characterizing gravitational wave sources,” *The Astrophysical Journal* **629**, 362–372 (2005), astro-ph/0503672.
- [74] Laura Brenneman, *Measuring Supermassive Black Hole Spins in Active Galactic Nuclei*, SpringerBriefs in Astronomy (Springer-Verlag, New York, USA, 2013) arXiv:1309.6334 [astro-ph.HE].
- [75] Marc Casals, Sam Dolan, Adrian C. Ottewill, and Barry Wardell, “Self-Force and Green Function in Schwarzschild spacetime via Quasinormal Modes and Branch Cut,” *Phys. Rev. D* **88**, 044022 (2013), arXiv:1306.0884 [gr-qc].
- [76] Barry Wardell, Chad R. Galley, Anıl Zenginoğlu, Marc Casals, Sam R. Dolan, and Adrian C. Ottewill, “Self-force via Green functions and worldline integration,” *Phys. Rev. D* **89**, 084021 (2014), <http://arxiv.org/abs/1401.1506>.