

Control-Aware Scheduling for Low Latency Wireless Systems with Deep Learning

Mark Eisen* Mohammad M. Rashid† Dave Cavalcanti† Alejandro Ribeiro*

Abstract—We consider the problem of scheduling transmissions over low-latency wireless communication links to control various control systems. Low-latency requirements are critical in developing wireless technology for industrial control and Tactile Internet, but are inherently challenging to meet while also maintaining reliable performance. An alternative to ultra reliable low latency communications is a framework in which reliability is adapted to control system demands. We formulate the control-aware scheduling problem as a constrained statistical optimization problem in which the optimal scheduler is a function of current control and channel states. The scheduler is parameterized with a deep neural network, and the constrained problem is solved using techniques from primal-dual learning, which have a necessary model-free property in that they do not require explicit knowledge of channels models, performance metrics, or system dynamics to execute. The resulting control-aware deep scheduler is evaluated in empirical simulations and strong performance is shown relative to other model-free heuristic scheduling methods.

Index Terms—wireless control, low-latency, deep learning, primal-dual

I. INTRODUCTION

The recent advances in wireless technology and automation have given rise to efforts in integrating wireless communications in autonomous environments, particularly in industrial control and Tactile Internet settings where the scale of wired networks is proving increasingly costly [1]. The analysis of control systems operating over wireless communication links is thus an integral part in enabling these wireless industrial automation applications. However, the performance specifications of Tactile Internet applications demands the design of wireless networks that can meet both the high reliability and low latency demands of the system [1]–[3]. Ultra reliable low latency communications (URLLC) is inherently challenging as the physical medium of wireless communication trades off reliability and latency, making it hard to meet both demands.

One promising direction in enabling low latency communications involves specific developments in radio resource allocation, or scheduling. For low latency applications, traditional delay-aware schedulers [4]–[6] have been employed, in addition to more recent URLLC techniques based on various forms of diversity [2], [7], [8]—all of which are agnostic to the control system. However, due to the physical limitations of the wireless channel, it is often necessary to

use information from the control system to make proper use of scheduling resources in meeting latency requirements. While there exist numerous ways in which control system information is incorporated into “control-aware” scheduling methods [9]–[13], these are agnostic to latency requirements of the system. More recent work [14] looks at heuristic based scheduling methods that are both control and latency aware, but whose practical use in low latency systems is limited both by its computational complexity at every scheduling cycle and reliance on explicit knowledge of the communication model and control dynamics.

Aside from traditional heuristic based scheduling methods, machine learning approaches can be incorporated into making intelligent scheduling and resource allocation decisions in wireless control systems without requiring model knowledge. The work in [15] builds a framework for solving a generic set of resource allocation problems by interpreting resource allocation as a constrained statistical learning problem. This leads to a natural use of learning models, such as deep neural networks (DNNs), for designing schedulers. Recent advancements apply techniques from both reinforcement learning and deep learning for control-aware scheduling in simple systems [12], [13]. Learning-based scheduling policies are well suited for URLLC as the computational complexity at each scheduling round is very low and can furthermore be implemented model-free. Our contributions namely consist of

- 1) formulating a statistical learning problem for control-aware, low latency scheduling,
- 2) parameterizing the scheduling policy with a deep neural network (DNN), and
- 3) utilizing the *model-free*, primal-dual learning framework of [15] to find control-aware scheduling policies.

This paper is organized as follows. We discuss the wireless control system in which state information is communicated to the control over a wireless channel as a switched dynamical system (Section II). We formulate the optimal scheduling problem that minimizes a control cost under latency constraints (Section II-A) and parameterize the optimal policy with a deep neural network (Section II-B). The constrained learning problem is solved using a so-called primal-dual learning method (Section III). We further discuss ways in which the primal-dual method can be approximated without explicit model knowledge (Section III-A). The performance of the learned control-aware scheduling method is analyzed in a numerical simulation and compared other heuristic scheduling methods (Section IV).

Supported by Intel Science and Technology Center for Wireless Autonomous Systems. The authors are with the (*)Department of Electrical and Systems Engineering, University of Pennsylvania and (†)Wireless Communications Research, Intel Corporation. Email: maeisen@seas.upenn.edu, mamun.rashid@intel.com, dave.cavalcanti@intel.com, aribeiro@seas.upenn.edu.

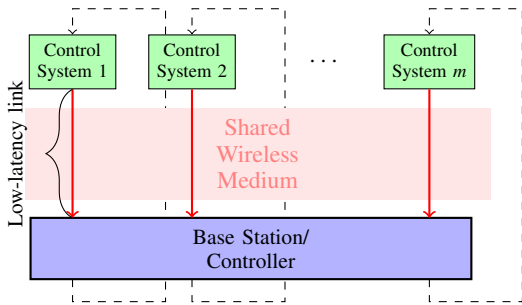


Fig. 1: A series of independent wireless control systems send state information over a shared wireless medium to a base station, where control information is fed back to the systems. The uplink transmissions (red arrow) is subject to latency constraint t_{\max} .

II. WIRELESS CONTROL SYSTEMS

We consider a series of m control systems—each a wireless device or plant—operating over a shared wireless channel as shown in Figure 1. The state of system i at control cycle index k is given by the variable $\mathbf{x}_i^k \in \mathbb{R}^p$. At each control/scheduling cycle, the sensor measures the state \mathbf{x}_i^k and transmits it over a wireless channel to a common base station (BS) that is co-located with the controller. Given the state information, the controller determines the necessary control input which is fed back to the system. This is referred to as the closed-loop configuration of the control cycle. Given the noisy nature of the wireless channel, there is the potential for the communications packet containing the state information to be dropped, resulting in an open-loop configuration of the control cycle. We may model the linear dynamics of the wireless control system for system i as

$$\mathbf{x}_i^{k+1} = \begin{cases} \hat{\mathbf{A}}_i \mathbf{x}_i^k + \mathbf{w}^k & \text{if packet received} \\ \mathring{\mathbf{A}}_i \mathbf{x}_i^k + \mathbf{w}^k & \text{otherwise} \end{cases}, \quad (1)$$

where $\hat{\mathbf{A}}_i \in \mathbb{R}^{p \times p}$ is the closed loop gain, $\mathring{\mathbf{A}}_i \in \mathbb{R}^{p \times p}$ is the open loop gain, and $\mathbf{w}^k \in \mathbb{R}^p$ is zero-mean i.i.d. disturbance process with covariance \mathbf{W} . The closed loop and open loop gains may reflect, e.g., controlled dynamics using accurate and estimated state information, respectively. We assume that the closed loop gains are preferable to the open loop gain, i.e. $\lambda_{\max}(\hat{\mathbf{A}}_i) < \lambda_{\max}(\mathring{\mathbf{A}}_i)$. Further note this model restricts its attention to wireless connections in uplink of the control loop, while downlink is assumed to occur over an ideal channel—i.e. no packet drops.

Given this dynamical model of the wireless control systems, the communications goal is to allocate radio resources among the various systems to maintain strong performance across all the systems. To do so, we present a generic frequency and time division multiplexing scheduling architecture with which the BS allocates scheduling resources to the systems. A scheduling window occupies the uplink of a single cycle in the control loop in which each system has a single packet containing state information to transmit. For URLLC systems,

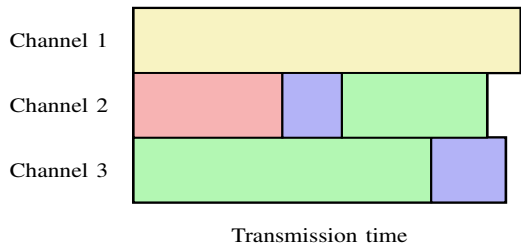


Fig. 2: Scheduling architecture of $m = 4$ users—colored in green, blue, red, and yellow—across $n = 3$ channels. The total transmission length varies across channels. The channels need not be located on consecutive frequency bands, and are placed as such here only for the purposes of illustration.

the total length of this scheduling window is subject to a tight low-latency bound t_{\max} .

We assume that transmissions are scheduled by the BS across n available channels occupying different (possibly non-consecutive) frequency bands. Each channel is subject to continuous time division multiple access (TDMA), meaning that multiple transmissions in the same channel will occur in sequence. For full generality, we assume that a single device may be scheduled in multiple channels in a single cycle to add redundancy and improve chance of success. Denote by $\varsigma_i \in \{0, 1\}^n$ a binary vector whose j th element $\varsigma_{i,j}$ is 1 if the i th device transmits in the j th channel, and 0 otherwise. Further denote for each device a data rate selection $\mu_i \in [\mu_{\min}, \mu_{\max}]$. These two scheduling parameters together define the scheduling decision made for the i th system. An illustration of $m = 4$ users making multiple transmission across $n = 3$ channels is shown in Figure 2.

The achieved communications performance by a given scheduling decision can be formulated as follows. We first define $\mathbf{h}_i^k \in \mathbb{R}_+^n$ to be the set of fading channel states experienced by device i at cycle k , where the j element $h_{i,j}^k$ is the fading channel gain in channel j . We assume that these channel conditions do not change over the course of a scheduling window. In any given channel with fading state \mathbf{h} , we define a function $q(h, \mu)$ that returns the packet delivery rate (PDR), or the probability of successful transmission of the packet, when transmitting with data rate μ . Likewise, we define a function $\tau(\mu)$ that returns the transmission time to transmit a packet of fixed length with data rate μ . These two functions play a critical role in designing low-latency wireless control systems, as they allow us to explore the trade-off between PDR and transmission time and the resulting effect on control system performance. We may consider that the functions $q(h, \mu)$ and $\tau(\mu)$ both get smaller as we increase data rate μ , i.e.

$$\mu' > \mu \implies q(h, \mu) \leq q(h, \mu'), \quad \tau(\mu') \leq \tau(\mu). \quad (2)$$

Thus, by increasing the data rate we may reduce the transmission time to satisfy latency constraints, but at the cost of control system performance, as illustrated by the switched dynamics in (1).

Remark 1: The communication architecture utilized here has a generic form that assumes both continuous time division and simultaneous transmission in independent, unsynchronized channels. We present the architecture in this form both for the purposes of a more tractable mathematical model as well as its generalization of the architectures used in, e.g., Bluetooth or centralized scheduled WiFi. Note that common OFDMA architectures, such as 5G [16] and next-generation WiFi IEEE 802.11ax [17], do not conform precisely to this architecture although it can be adapted as such with slight modifications. We leave the consideration of a synchronized, OFDMA architecture as a point of future work.

A. Optimal scheduling design

We are interested in designing scheduling policies that optimize control performance, subject to the strict low latency constraints of the system. To do so, we first formulate the global control-based performance given a scheduling decision. Collect in the matrix $\Sigma \in \{0,1\}^{n \times m}$ all of the channel transmission vectors ς_i for $i = 1, \dots, m$ and collect in the vector $\boldsymbol{\mu} \in [\mu_{\min}, \mu_{\max}]^m$ the data rates μ_i for $i = 1, \dots, m$. Given that a device may transmit in multiple channels within a single scheduling cycle, the probability of successful transmission can be given as the probability that the transmission was successful in at least one channel, i.e.

$$\tilde{q}(\mathbf{h}_i, \varsigma_i, \mu_i) := 1 - \prod_{j=1}^n (1 - \varsigma_{i,j} q(h_{i,j}, \mu_i)). \quad (3)$$

The total delivery rate in (3) can be viewed as the probability of receiving the packet and experiencing the closed loop dynamics in (1). Now, to evaluate the performance of a given system at a particular state \mathbf{x} , define a quadratic Lyapunov function $L_i(\mathbf{x}) := \mathbf{x}^T \mathbf{P}_i \mathbf{x}$ with some positive definite matrix $\mathbf{P}_i \in \mathbb{R}^{p \times p}$. Such a function can be used to evaluate performance or stability of the control system. Because the control system evolves in a random manner, the cost of a given scheduling decision $\{\varsigma_i, \mu_i\}$ for the i th system can be formulated as the *expected future Lyapunov cost* under such a schedule. As the probability of closing the loop in (1) is given by $\tilde{q}(\mathbf{h}_i^k, \varsigma_i, \mu_i)$, we may write this expected future cost as

$$\begin{aligned} J_i(\mathbf{x}_i, \mathbf{h}_i, \varsigma_i, \mu_i) &:= \mathbb{E} [L_i(\mathbf{x}_i^{k+1}) \mid \mathbf{x}_i^k = \mathbf{x}_i, \mathbf{h}_i^k = \mathbf{h}_i] \\ &= \tilde{q}(\mathbf{h}_i, \varsigma_i, \mu_i) (\hat{\mathbf{A}}_i \mathbf{x}_i)^T \mathbf{P}_i (\hat{\mathbf{A}}_i \mathbf{x}_i) + \\ &\quad (1 - \tilde{q}(\mathbf{h}_i, \varsigma_i, \mu_i)) (\hat{\mathbf{A}}_i \boldsymbol{\xi})^T \mathbf{P}_i (\hat{\mathbf{A}}_i \mathbf{x}_i) \\ &\quad + \text{Tr}(\mathbf{P}_i \mathbf{W}_i). \end{aligned} \quad (4)$$

Observe that the local control cost for the i th system $J_i(\mathbf{x}_i^k, \mathbf{h}_i^k, \varsigma_i, \mu_i)$ is a function of both the system *states*—the fading channel \mathbf{h}_i^k and control state \mathbf{x}_i^k —and the scheduler *actions*—channel selection ς_i and data rate μ_i . The objective is to choose the actions ς_i and μ_i that minimizes the cost relative to states \mathbf{h}_i^k and \mathbf{x}_i^k .

In addition to minimizing a control cost, we must make scheduling decisions that respect the low-latency requirements of the system. To formulate this constraint, consider the *total*

time of a global scheduling decision $\Sigma, \boldsymbol{\mu}$ of channel j as the sum of all active transmissions, i.e.

$$\tilde{\tau}_j(\Sigma, \boldsymbol{\mu}) := \sum_{i=1}^m \varsigma_{i,j} \tau(\mu_i). \quad (5)$$

Combining all the local costs for systems $i = 1, \dots, m$ in (4) with the a constraint on the latency costs for all channels $j = 1, \dots, n$ in (5), we may define the optimal scheduling design problem. Because we are interested in long-term, or average, performance across random channels and control states, we optimize with respect to expected costs and probabilistic constraints. Collect all channel vectors \mathbf{h}_i in a matrix $\mathbf{H} \in \mathbb{R}_+^{n \times m}$ and states \mathbf{x}_i in a matrix $\mathbf{X} \in \mathbb{R}^{p \times n}$. Consider a scheduling policy $\mathbf{p}(\mathbf{H}, \mathbf{X}) := \{\Sigma, \boldsymbol{\mu}\}$ that, given a set of channel states \mathbf{H} and control states \mathbf{X} , returns a schedule defined by the channel selection matrix Σ and data rate selection vector $\boldsymbol{\mu}$. The optimal low-latency constrained scheduling policy for the wireless control systems is the one which solves the program

$$\begin{aligned} J^* &:= \min_{\mathbf{p}(\mathbf{H}, \mathbf{X})} \mathbb{E}_{\mathbf{H}, \mathbf{X}} \left[\sum_{i=1}^m J_i(\mathbf{x}_i, \mathbf{h}_i, \varsigma_i, \mu_i) \right], \\ \text{s. t. } &\mathbb{P}_{\mathbf{H}, \mathbf{X}} (\tilde{\tau}_j(\Sigma, \boldsymbol{\mu}) \leq t_{\max}) \geq 1 - \delta \quad j = 1 \dots, n, \\ &\mathbf{p}(\mathbf{H}, \mathbf{X}) := \{\Sigma \in \{0,1\}^{n \times m}, \boldsymbol{\mu} \in [\mu_{\min}, \mu_{\max}]^m\}. \end{aligned} \quad (6)$$

In (6), we minimize the average cost over the distribution of channel and control states, subject to the condition that the probability of violating the latency constraint over the distribution of states is less than some small value δ . Because each channel's transmission time varies, we impose this constraint independently for *each channel*. The above scheduling problem can be viewed as a constrained statistical learning problem—a connection made for a more generic class of resource allocation problems in [15]. While such a problem characterizes the optimal scheduling decision for the latency-constraint wireless control system, finding solutions to such a problem is a significant challenge. This is due to a number of complexities in (6), namely: (i) it requires functional optimization, (ii) it contains explicit constraints, and (iii) we typically do not have analytic forms for the functions and distributions in (6). The first of these complexities can be resolved using a standard technique in statistical learning, discussed next in Section II-B. The latter two of these complexities are discussed and resolved later in Sections III and III-A, respectively.

B. Deep learning parameterization

The scheduling problem in (6) is computationally challenging because it requires finding a policy—or *function*— $\mathbf{p}(\mathbf{H}, \mathbf{X})$. In statistical learning, or regression, problems the regression function is replaced by some given parameterization $\phi(\mathbf{H}, \mathbf{X}, \boldsymbol{\theta})$ that is defined with some finite dimensional parameter $\boldsymbol{\theta} \in \mathbb{R}^q$. There exist a wide variety of choices of this parameterization, but in modern machine learning problems the *deep neural network (DNN)* is commonly employed. This is due to the fact the DNN can be shown both empirically

and analytically to contain strong representative power and generalization ability, meaning that it can approximate almost any function well. A DNN is defined as a composition of L layers, each of which consisting of a linear operation followed by a point-wise nonlinearity—also known as an activation function. More specifically, the layer l is defined by the linear operation $\mathbf{W}_l \in \mathbb{R}^{q_{l-1} \times q_l}$ followed by a non-linear activation function $\sigma_l : \mathbb{R}^{q_l} \rightarrow \mathbb{R}^{q_l}$. Common choices of activation functions σ_l include a sigmoid function or a rectifier function (commonly referred to as ReLU). Given an input from the $l - 1$ layer $\mathbf{w}_{l-1} \in \mathbb{R}^{q_{l-1}}$, the resulting output $\mathbf{w}_l \in \mathbb{R}^{q_l}$ is then computed as $\mathbf{w}_l := \sigma_l(\mathbf{W}_l \mathbf{w}_{l-1})$. The full DNN-parameterization of the scheduling policy is then defined as an L -layer DNN whose input at the initial layer is the concatenation of states $\mathbf{w}_0 := [\text{vec}(\mathbf{H}); \text{vec}(\mathbf{X})]$, i.e.

$$\phi(\mathbf{H}, \mathbf{X}, \boldsymbol{\theta}) := \sigma_L(\mathbf{W}_L(\sigma_{L-1}(\mathbf{W}_{L-1}(\dots(\sigma_1(\mathbf{W}_1 \mathbf{w}_0)))))). \quad (7)$$

The parameter vector $\boldsymbol{\theta} \in \mathbb{R}^q$ that defines the DNN is then the entries of $\{\mathbf{W}_l\}_{l=1}^L$ with $q = \sum_{l=1}^{L-1} q_l q_{l+1}$. Further note that we can easily construct an activation function at the final layer σ_L —or the *output layer*—such that the outputs $\phi(\mathbf{H}, \mathbf{X}, \boldsymbol{\theta})$ are in the space $\{0, 1\}^{n \times m} \times [\mu_{\min}, \mu_{\max}]$ that contains possible schedules. With this DNN parameterization, the control-aware scheduling problem can be rewritten as

$$\begin{aligned} J_\phi^* &:= \min_{\boldsymbol{\theta} \in \mathbb{R}^q} \mathbb{E}_{\mathbf{H}, \mathbf{X}} \left[\sum_{i=1}^m J_i(\mathbf{x}_i, \mathbf{h}_i, \boldsymbol{\varsigma}_i, \boldsymbol{\mu}_i) \right], \quad (8) \\ \text{s. t. } &\mathbb{P}_{\mathbf{H}, \mathbf{X}} (\hat{\tau}_j(\boldsymbol{\Sigma}, \boldsymbol{\mu}) \leq t_{\max}) \geq 1 - \delta \quad \forall j, \\ &\phi(\mathbf{H}, \mathbf{X}, \boldsymbol{\theta}) := \{\boldsymbol{\Sigma} \in \{0, 1\}^{n \times m}, \boldsymbol{\mu} \in [\mu_{\min}, \mu_{\max}]^m\}. \end{aligned}$$

Observe in (8) that the optimization is performed over $\boldsymbol{\theta}$ rather than the scheduling policy directly. In other words, we look for the interlayer weights that define a DNN that minimizes the total control cost while satisfying the latency constraints. We proceed then to discuss a learning method that can find solutions to the constrained optimization problem in (8).

C. Graph Neural Network

The fully connected neural networks used in (7) may not be the best in practice. Observe that the input dimension for this problem is $mp + mn$, as it incorporates both the channel control states for each plant. An alternative approach here is to utilize the graph neural network (GNN) parameterization discussed in the previous chapter. To recap these details, recall that the GNN is a convolutional architecture that, at each layer, performs convolutions over some graph. In the previously considered work of interference networks, the so-called graph shift operator \mathbf{S} used to encode the graph structure could be represented with the fading interference graph. In the problem considered here, we are interested in fading states over n independent channels.

Although there is not a naturally occurring graph in channel links, we can, however, construct a graph of interest using the fading states $\mathbf{H} \in \mathbb{R}_+^{m \times n}$ over each of the channels. Consider that \mathbf{H} considers the fading state that each of the m devices

experiences in each of the n channels. We may then consider a GSO matrix defined as $\mathbf{S} := \mathbf{H}\mathbf{H}^T \in \mathbb{R}_+^{m \times m}$. Observe that the edges of the graph encoded by \mathbf{S} will represent a degree of similarity between the channel states of two systems. In particular, the element $s_{ij} = \mathbf{h}_i^T \mathbf{h}_j$ will be largest when the channel state is favorable in similar channels between systems i and j . We may also interpret this as some degree of competition between these systems, as they will be interested in transmitting in the same channels.

To utilize the GNN architecture then, we may input the control and channel states \mathbf{w}_0 into an L layer GNN defined over the GSO matrix \mathbf{S} . Note that, as \mathbf{S} is constructed using a random matrix \mathbf{H} , the GSO is also a random matrix. We define the operation $*_{\mathbf{S}}$ as the graph convolution with respect to the GSO \mathbf{S} . For given states \mathbf{w}_0 , we may define a parametrization in (8) as the resulting GNN, i.e.

$$\begin{aligned} \phi(\mathbf{w}_0, \boldsymbol{\theta}) &:= \\ &\varsigma_L(\boldsymbol{\alpha}_L *_{\mathbf{S}} (\varsigma_{L-1}(\boldsymbol{\alpha}_{L-1} *_{\mathbf{S}} (\dots(\varsigma_1(\boldsymbol{\alpha}_1 *_{\mathbf{S}} \mathbf{w}_0) \dots))))), \quad (9) \end{aligned}$$

where the parameter $\boldsymbol{\theta}$ contains the L sets of filter weights, i.e. $\boldsymbol{\theta} = \{\boldsymbol{\alpha}_l\}_{l=1}^L$ and has dimension $q = \sum_{l=1}^L \sum_{i=1}^L K_l \times F_l \times F_{l+1}$ —where K_l and F_l are the filter length and number of features at layer l , respectively. Again for only for clarity of presentation we assume all layers have a single feature, i.e. $F_l = 1, l = 1, \dots, L$ in the definition in (9). Because the GSO is randomly varying, the filter weights $\boldsymbol{\theta}$ are trained relative to the statistics of the both the random inputs and the random underlying graphs.

III. PRIMAL-DUAL LEARNING

Finding the DNN layer weights $\boldsymbol{\theta}$ that provide good solutions to (8) requires the solving of a constraint learning problem. The standard approach of gradient-based optimization methods cannot be applied directly here due to the presence of the latency constraints. To proceed then, we must formulate an unconstrained problem that captures the form of (8). A naive penalty-based reformulation will introduce a similar but fundamentally different problem, so we thus opt for constructing a Lagrangian dual problem. For notational convenience, moving forward we employ the following short-hands for the state variables, aggregate Lyapunov function, latency constraint functions, respectively:

$$\mathbf{w} := [\text{vec}(\mathbf{H}); \text{vec}(\mathbf{X})], \quad (10)$$

$$f(\phi(\mathbf{w}, \boldsymbol{\theta}), \mathbf{w}) := \sum_{i=1}^m J_i(\mathbf{x}_i, \mathbf{h}_i, \boldsymbol{\varsigma}_i, \boldsymbol{\mu}_i), \quad (11)$$

$$g_j(\phi(\mathbf{w}, \boldsymbol{\theta}), \mathbf{w}) := \mathbb{I}[\hat{\tau}_j(\boldsymbol{\Sigma}, \boldsymbol{\mu}) \leq t_{\max}] - (1 - \delta) \quad (12)$$

We introduce the nonnegative dual variables $\boldsymbol{\lambda} \in \mathbb{R}_+^n$ associated with the vector of constraint functions $\mathbf{g}(\mathbf{p}(\mathbf{w}, \boldsymbol{\theta}), \mathbf{w}) := [g_1(\cdot); \dots; g_n(\cdot)]$, and form the Lagrangian as

$$\mathcal{L}(\boldsymbol{\theta}, \boldsymbol{\lambda}) := \mathbb{E}_{\mathbf{w}} \left[f(\phi(\mathbf{w}, \boldsymbol{\theta}), \mathbf{w}) - \boldsymbol{\lambda}^T \mathbf{g}(\phi(\mathbf{w}, \boldsymbol{\theta}), \mathbf{w}) \right]. \quad (13)$$

The Lagrangian in (13) penalizes constraint violation through the second term. Note, however, that the penalty is scaled by

the dual parameter λ . The so-called Lagrangian dual problem is one in which both the primal variable θ is simultaneously minimized while the dual parameter λ is maximized. Such a problem can be written with the saddle point formulation

$$D_\phi^* := \max_{\lambda \geq 0} \min_{\theta} \mathcal{L}(\theta, \lambda). \quad (14)$$

The dual optimum D_ϕ^* is the best approximation of the form in (13) we can have of J_ϕ^* . In fact, under some standard assumptions on the problem and assuming a sufficiently dense DNN architecture, we can formally bound the difference between D_ϕ^* and J^* to be proportional to the approximation capacity of the DNN $\phi(\mathbf{H}, \mathbf{X}, \theta)$ —see [?] for details on this result. Thus, we may say that, up to some approximation, solving the unconstrained problem in (14) is equivalent to solving the constrained problem in (8).

With the unconstrained saddle point problem in (14), we may perform standard gradient-based optimization methods to obtain solutions. The max-min structure necessitates the use of a *primal-dual* learning method, in which we iteratively update both the primal and dual variable in (13) to find a local stationary point of the KKT conditions of (8). Consider a learning iteration index $t = 0, 1, \dots$ over which we define a sequence of primal variables $\{\theta_t\}$ and dual variables $\{\lambda_t\}$. At index t , we determine the value of next primal iterate \mathbf{x}_{t+1} by adding to the current iterates the corresponding partial gradients of the Lagrangian in (13) $\nabla_\theta \mathcal{L}$, i.e.,

$$\theta_{t+1} = \theta_t - \alpha_t \nabla_\theta \mathbb{E}_{\mathbf{w}} \left[f(\phi(\mathbf{w}, \theta_t), \mathbf{w}) - \lambda_t^T \mathbf{g}(\phi(\mathbf{w}, \theta_t), \mathbf{w}) \right], \quad (15)$$

where we introduce $\alpha_t > 0$ as a scalar step size. We subsequently perform a corresponding partial gradient update to compute the dual iterate λ_{t+1} , i.e.

$$\lambda_{t+1} = [\lambda_t - \beta_t \mathbb{E}_{\mathbf{w}} \mathbf{g}(\phi(\mathbf{w}, \theta_{t+1}), \mathbf{w})]_+, \quad (16)$$

with associated step size $\beta_t > 0$. Observe in (16) that we additionally project onto the positive orthant to maintain the nonnegative constraint on λ . The gradient primal-dual updates in (15) and (16) successively move the primal and dual variables towards maximum and minimum points of the Lagrangian function, respectively.

A. Model-free updates

The updates in (15)-(16) cannot, in general, be applied exactly. To see this, observe that computing the gradients in (15) requires computing the gradient of $J_i(\cdot)$ —which depends on PDR function $\tilde{q}(\cdot)$ and system dynamics—and the gradient of an indicator of transmission length function $\tilde{\tau}(\cdot)$. In practical systems, we do not typically have easily available analytic forms for these functions to take gradients. Furthermore, both the updates in (15) and (16) require to take the expectation over the distribution of states \mathbf{x} and \mathbf{h} . These, too, are often unknown in practice. However, there exist standard ways of approximating the updates with stochastic, *model-free* updates that do not require such knowledge. Most popular among these is the policy gradient approximation [18].

To compute a policy gradient update, we consider the scheduling parameters Σ and μ are drawn stochastically from a distribution with given form $\pi_{\phi(\mathbf{w}, \theta)}$ whose parameters are given by the output of the DNN $\phi(\mathbf{w}, \theta)$ —e.g. the mean and variance of a normal distribution. Using such a stochastic policy, it can be shown that an unbiased estimators of the gradients in (15) and (16) can be formed as,

$$\widehat{\nabla}_\theta \mathbb{E}_{\mathbf{w}} f(\phi(\mathbf{w}, \theta), \mathbf{w}) = f(\hat{\mathbf{p}}_\theta, \hat{\mathbf{w}}) \nabla_\theta \log \pi_{\phi(\hat{\mathbf{w}}, \theta)}(\hat{\mathbf{p}}_\theta) \quad (17)$$

$$\widehat{\nabla}_\theta \mathbb{E}_{\mathbf{w}} \mathbf{g}(\phi(\mathbf{w}, \theta), \mathbf{w}) = \mathbf{g}(\hat{\mathbf{p}}_\theta, \hat{\mathbf{w}}) \nabla_\theta \log \pi_{\phi(\hat{\mathbf{w}}, \theta)}(\hat{\mathbf{p}}_\theta)^T \quad (18)$$

$$\widehat{\mathbb{E}}_{\mathbf{w}} \mathbf{g}(\phi(\mathbf{w}, \theta), \mathbf{w}) = \mathbf{g}(\hat{\mathbf{p}}_\theta, \hat{\mathbf{w}}), \quad (19)$$

where $\hat{\mathbf{w}}$ is a sampled state and $\hat{\mathbf{p}}_\theta$ is a sample drawn from the distribution $\pi_{\phi(\hat{\mathbf{w}}, \theta)}$. In practice, we may reduce the variance of these unbiased estimates by taking B samples and averaging. Note that the updates here only require taking gradients of the log likelihoods rather than of the functions themselves. This implies we can perform the learning process without explicitly knowing, e.g., system dynamics, performance metrics, state distributions. Thus, we can replace the updates in (15) and (16) with their model free counterparts by substituting the gradient estimates in (17)-(19). The complete primal-dual learning algorithm is summarized in Algorithm 1. We conclude with a brief remark on state sampling.

Algorithm 1 Model-Free Primal-Dual Learning

- 1: **Parameters:** Policy model $\phi(\mathbf{h}, \theta)$ and distribution $\pi_{\mathbf{h}, \theta}$
 - 2: **Input:** Initial states θ_0, λ_0
 - 3: **for** $t = 0, 1, 2, \dots$ **do** {main loop}
 - 4: Draw samples $\{\hat{\theta}, \hat{\mathbf{h}}\}$, or in batches of size B
 - 5: Compute policy gradients [c.f. (17)-(19)]
 - 6: Update primal and dual variables

$$\theta_{t+1} = \theta_t - \alpha_t \widehat{\nabla}_\theta \mathbb{E}_{\mathbf{w}} \left[f(\phi(\mathbf{w}, \theta_t), \mathbf{w}) - \lambda_t^T \mathbf{g}(\phi(\mathbf{w}, \theta_t), \mathbf{w}) \right], \text{ [c.f.(15)]}$$

$$\lambda_{t+1} = \left[\lambda_t - \beta_t \widehat{\mathbb{E}}_{\mathbf{w}} \mathbf{g}(\phi(\mathbf{w}, \theta_{t+1}), \mathbf{w}) \right]_+ \text{ [c.f.(16)]}$$
 - 7: **end for**
-

Remark 2: In the gradient estimations in, e.g. (17), we sample both the control states \mathbf{x} and channel states \mathbf{h} . This assumes that such samples can be drawn i.i.d. While this may generally be true for the channel states \mathbf{h} , it will not be generally be true for the control states \mathbf{x} in practice, due to the fact that the states evolve based on the switched dynamics in (1), which itself depends on the scheduling actions taken. A more precise way to model the statistics of the control states would be with a Markov decision process (MDP). The generalization of the presented techniques for this setting make up what is known as *reinforcement learning* algorithms. In this work, we nonetheless assume that \mathbf{x} can also be drawn i.i.d. from an approximate distribution and leave the full MDP formulation as the study of future work.

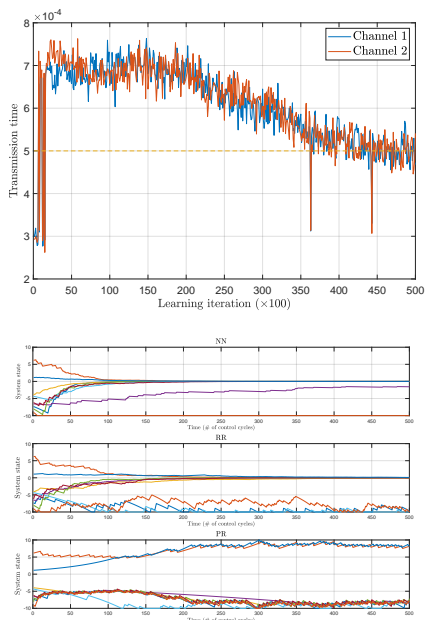


Fig. 3: Convergence of (left) transmission time for a low-latency, control aware scheduling policy over the learning process. The DNN parameterized scheduling policy obtains feasible latency-contained schedules ($t_{\max} = 5 \times 10^{-4}$ shown in dashed red line) on both channels. In the (right) image, we simulate the control system using the learned scheduler and two baseline model-free heuristic scheduler. The NN policy keeps 8 systems stable, while RR and PR keep 6 and 0, respectively.

IV. SIMULATION RESULTS

We perform a series of simulations on latency-constrained wireless control systems to evaluate the performance the learning method in and the resulting control-aware scheduling policies. We generate a series $m = 9$ systems with closed-loop gains $\hat{\mathbf{A}}_i \sim \text{Uniform}(0.85, 0.95)$ and open-loop gains $\hat{\mathbf{A}}_i \sim \text{Uniform}(1.01, 1.2)$. The variance for all system noise \mathbf{w}_i is set to be $W = 1$. All such systems send their state information over a shared wireless channel with $n = 2$ independent channels with a total latency constraint of $t_{\max} = 0.5$ ms. A latency bound of this order is typical of industrial control systems such as printing machines and presses [1]. We further assume that the states of the systems are confined to the box $[-10, 10]$. In simulations, we substitute the fully-connected DNN with the more practically efficient graph convolutional neural network architecture with 5 layers with filter banks of size $[10, 20, 50, 50, 20]$ —see [19] for details on this architecture.

With the scheduling architecture given in Figure 2 for 5 channels and 20 systems, at each control scheduling interval each system is given a data rate μ_i and a set of channels to transmit on. In our simulations, we use the modulation and coding schemes (MCS) of the next-generation IEEE 802.11ax Wi-Fi protocol as a representative architecture for data rate selection and packet error rate computation. As such, the

continuous data rates μ_i are selected in an interval of $[1.6, 13]$ and rounded down to the nearest discrete MCS selection given in 802.11ax—see [17] for details on the MCS tables given in this protocol. The corresponding transmission time $\tau(\mu)$ is then calculated assuming a fixed packet size of 100 bytes and the packet delivery rate $q(h, \mu)$ is computed using the associated AWGN error curve (scaled by the effective SNR given channel conditions).

In Figure 3 we show the training process for the control-aware scheduler using the primal-dual scheduler given in Algorithm 1. In the left figure, we show the transmission time utilized over the 2 channels by the NN-based scheduling policy over the course of 50,000 learning iterations. As can be seen in the left figure, the policies converge to scheduling decisions that respect latency requirements for both channels after 50,000 iterations.

We proceed to compare the performance of the learned policy in terms of the control metric in (4) against other scheduling heuristics. We compare against a standard, control-agnostic round-robin scheduling policy (RR) and a control-aware priority ranking (PR) heuristic in which transmissions are prioritized for systems with largest states. We point out that both of the scheduling policies used fixed PDRs of 0.95 to determine data rate selection. In the right image of Figure 3 we show evolution of the 9 systems when using each of the schedulers. It can be observed that the performance of the DNN scheduling policy learned with primal-dual learning outperforms both heuristics. The NN-based scheduler is able to keep 8 out of 9 systems stable, while the RR and PR schedulers keep only 6 and 0 systems stable, respectively. This can be attributed to the fact that DNN has been model-free trained to adapt to both changing channel conditions and the individual dynamics of each of the systems, which allows it to make more efficient scheduling policies with regards to the varying system dynamics and latency constraints.

V. CONCLUSION

We consider the setting of scheduling for low-latency wireless control systems. To handle the challenge of achieving high reliability performance with limited scheduling resources, we formulate a control-aware scheduling problem in which reliability is adapted to control and channel states. This problem takes the form of a constrained statistical learning problem, in which solutions can be found by parameterized the scheduling policy with a deep neural network and finding optimal weights with a primal-dual learning algorithm that can be implemented without system or dynamical models. Numerical simulations showcase DNN-based scheduling policies that outperform baseline scheduling procedures.

REFERENCES

- [1] Shehzad A Ashraf, Ismet Aktas, Erik Eriksson, Ke Wang Helmersson, and Junaid Ansari, “Ultra-reliable and low-latency communication for wireless factory automation: From LTE to 5G,” in *Emerging Technologies and Factory Automation (ETFA), 2016 IEEE 21st International Conference on*. IEEE, 2016, pp. 1–8.

- [2] Petar Popovski, Jimmy J Nielsen, Cedimir Stefanovic, Elisabeth de Carvalho, Erik Strom, Kasper F Trillingsgaard, Alexandru-Sabin Bana, Dong Min Kim, Radoslaw Kotaba, Jihong Park, et al., "Wireless access for ultra-reliable low-latency communication: Principles and building blocks," *IEEE Network*, vol. 32, no. 2, pp. 16–23, 2018.
- [3] Mehdi Bennis, Mérouane Debbah, and H Vincent Poor, "Ultra-reliable and low-latency wireless communication: Tail, risk and scale," *arXiv preprint arXiv:1801.01270*, 2018.
- [4] Chengjie Wu, Mo Sha, Dolvara Gunatilaka, Abusayeed Saifullah, Chenyang Lu, and Yixin Chen, "Analysis of edf scheduling for wireless sensor-actuator networks," in *Quality of Service (IWQoS), 2014 IEEE 22nd International Symposium of. IEEE*, 2014, pp. 31–40.
- [5] Songwu Lu, Vaduvur Bharghavan, and Rayadurgam Srikant, "Fair scheduling in wireless packet networks," *IEEE/ACM Transactions on networking*, vol. 7, no. 4, pp. 473–489, 1999.
- [6] Matthew Andrews, Krishnan Kumaran, Kavita Ramanan, Alexander Stolyar, Phil Whiting, and Rajiv Vijayakumar, "Providing quality of service over a shared wireless link," *IEEE Communications magazine*, vol. 39, no. 2, pp. 150–154, 2001.
- [7] Vasuki Narasimha Swamy, Sahaana Suri, Paul Rigge, Matthew Weiner, Gireeja Ranade, Anant Sahai, and Borivoje Nikolić, "Cooperative communication for high-reliability low-latency wireless control," in *Communications (ICC), 2015 IEEE International Conference on. IEEE*, 2015, pp. 4380–4386.
- [8] Muhammad Ikram Ashraf, Chen-Feng Liu, Mehdi Bennis, Walid Saad, and Choong Seon Hong, "Dynamic resource allocation for optimized latency and reliability in vehicular networks," *IEEE Access*, vol. 6, pp. 63843–63858, 2018.
- [9] Anton Cervin and Toivo Henningsson, "Scheduling of event-triggered controllers on a shared network," in *Proc. of the 47th IEEE Conf. on Dec. and Control (CDC)*, 2008, pp. 3601–3606.
- [10] Duo Han, Junfeng Wu, Huanshui Zhang, and Ling Shi, "Optimal sensor scheduling for multiple linear dynamical systems," *Automatica*, vol. 75, pp. 260–270, 2017.
- [11] Konstantinos Gatsis, Miroslav Pajic, Alejandro Ribeiro, and George J. Pappas, "Opportunistic control over shared wireless channels," *IEEE Transactions on Automatic Control*, vol. 60, no. 12, pp. 3140–3155, December 2015.
- [12] Burak Demirel, Arunselvan Ramaswamy, Daniel E Quevedo, and Holger Karl, "Deepcas: A deep reinforcement learning algorithm for control-aware scheduling," *IEEE Control Systems Letters*, vol. 2, no. 4, pp. 737–742, 2018.
- [13] Alex S Leong, Arunselvan Ramaswamy, Daniel E Quevedo, Holger Karl, and Ling Shi, "Deep reinforcement learning for wireless sensor scheduling in cyber-physical systems," *arXiv preprint arXiv:1809.05149*, 2018.
- [14] Mark Eisen, Mohammad M Rashid, Konstantinos Gatsis, Dave Cavalcanti, Nageen Himayat, and Alejandro Ribeiro, "Control aware radio resource allocation in low latency wireless control systems," *arXiv preprint arXiv:1811.00409*, 2018.
- [15] Mark Eisen, Clark Zhang, Luiz Chamon, Daniel D Lee, and Alejandro R Ribeiro, "Learning optimal resource allocations in wireless systems," *IEEE Transactions on Signal Processing*, 2019.
- [16] Mamta Agiwal, Abhishek Roy, and Navrati Saxena, "Next generation 5g wireless networks: A comprehensive survey," *IEEE Communications Surveys & Tutorials*, vol. 18, no. 3, pp. 1617–1655, 2016.
- [17] Jianhan Liu, R Porat, N Jindal, et al., "Ieee 802.11 ax channel model document," *Wireless LANs, Rep. IEEE 802.11-14/0882r3*, 2014.
- [18] Richard S Sutton, David A McAllester, Satinder P Singh, and Yishay Mansour, "Policy gradient methods for reinforcement learning with function approximation," in *Advances in neural information processing systems*, 2000, pp. 1057–1063.
- [19] Fernando Gama, Antonio G Marques, Geert Leus, and Alejandro Ribeiro, "Convolutional neural network architectures for signals supported on graphs," *IEEE Transactions on Signal Processing*, vol. 67, no. 4, pp. 1034–1049, 2019.