

Inertial Extended-Lagrangian Scheme for Solving Charge Equilibration Models

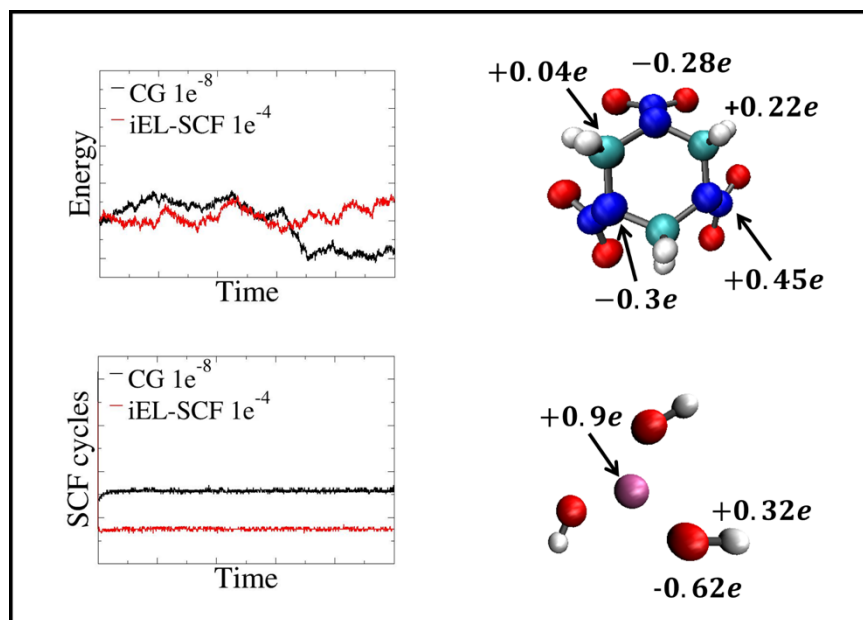
Itai Leven^{1,2,5} and Teresa Head-Gordon^{1,2,3,4,5}

¹*Kenneth S. Pitzer Center for Theoretical Chemistry*, ²*Department of Chemistry*, ³*Department of Bioengineering*, ⁴*Department of Chemical and Biomolecular Engineering*
University of California Berkeley

⁵*Chemical Sciences Division, Lawrence Berkeley National Laboratory*
Berkeley, California 94720, USA

The inertial extended Lagrangian/self-consistent field scheme (iEL-SCF) has been adopted for solving charge equilibration in LAMMPS as part of the reactive force field ReaxFF, which due to the charge conservation constraint requires solving two sets of linear system of equations for the new charges at each molecular dynamics time-step. Therefore, the extended Lagrangian for charge equilibration is comprised of two auxiliary variables for the intermediate charges which serve as an initial guess for the real charges. We show that the iEL-SCF is able to reduce the number of SCF cycles by 50-80% of the original conjugate gradient self-consistent field solver as tested across diverse systems including water, ferric hydroxide, nitramine RDX, and hexanitrostilbene.

†Corresponding author: thg@berkeley.edu



INTRODUCTION

Charge equilibration force fields are many-body potentials for electronic charge rearrangements in molecules^{1, 2}, which have been widely used in molecular dynamics (MD) simulation of biological membranes and membrane proteins³, nanoporous materials^{4, 5}, and are indispensable for accounting for the variation of charges in chemical reactions when using reactive force fields such as ReaxFF⁶⁻⁸. Starting with the concepts of atomic hardness and electronegativity in the framework of density functional theory (DFT) introduced by Parr and Pearson⁹, Mortier *et al.* developed the electronegativity equalization method (EEM) to realize the charge rearrangements by adopting atomic electronegativity and hardness as fitting parameters to DFT derived Mulliken charges^{1, 10}. Rappé and Goddard extended the EEM to what is today termed the charge equilibration method (CEM) by replacing the standard Coulomb potential with a shielded electrostatic term, and using experimental atomic ionization potentials, electron affinities, and atomic radii as the input data for optimizing the charge rearrangements in response to nuclear displacements.²

The basic CEM is the process of solving the linear system of equations for the new charges under a constraint that the net charge of the entire system is conserved, usually through iterative approaches such as conjugate gradient self-consistent field (CG-SCF) methods. In order to minimize the computational cost of the CG-SCF step, the use of well formulated preconditioners and initial guess extrapolations to improve convergence, as well as good software implementations on many-core hardware architectures, have been helpful¹¹⁻¹⁴. Nonetheless, the solution of the many-body charge equilibration forces at each time step remains the most computationally demanding component of MD simulations using the many-body potential, especially using reactive potentials such as ReaxFF which are approximately tens to hundred times slower than traditional non-reactive force fields.

An alternative approach for solving a many-body potential is to instead dynamically propagate a set of auxiliary electronic variables using an extended Lagrangian (EL) formulation¹⁵.¹⁶ However, early invocations of EL schemes required an auxiliary mass parameter, m , that determined the trade-off between a small MD time step that can match the SCF solution accuracy vs. a desirable longer MD time-step with diminished ability to stay on the Born-Oppenheimer surface. A particularly elegant solution was proposed by Niklasson and co-workers, whereby in the limit that $m \rightarrow 0$ the auxiliary electronic degrees evolve time-reversibly under a harmonic potential that stays close to the Born-Oppenheimer surface by serving as an initial guess for an SCF solver^{17, 18}. The resulting XL-BOMD method uses a regular MD time step, i.e. now

determined by the specifics of the numerical integrator such as Verlet, and better maintains energy conservation with looser SCF convergence.¹⁹

However, the accumulated numerical error of the incomplete SCF convergence ultimately manifests in numerical instabilities and corrupted dynamics of the auxiliary electronic degrees of freedom, which in turn creates an unbounded increase in the number of SCF cycles required to achieve convergence^{20, 21}. In fact, the XL-BOMD has been previously applied for solving charge equilibration²², however the lack of dissipation to the auxiliary charges renders the method unstable at time scales exceeding even just a few picoseconds as we show later in the results. Niklasson *et al.* introduced various practical dissipation schemes, although they have the drawback of destroying time reversibility (albeit at very high order in the integration)²³. Our group instead introduced an extended system that includes thermostats for the auxiliary electronic degrees of freedom that maintained time-reversibility²¹. The resulting inertial extended Lagrangian (iEL-SCF) has been shown to provide superior energy conservation at loose SCF convergence tolerance with reduced number of SCF cycles while remaining stable, and it has been used for molecular dynamics of many-body polarization potentials²¹ and linear scaling forces based on DFT²⁴.

In this paper we have implemented the iEL-SCF method for solving charge equilibration in the framework of the ReaxFF force field in the LAMMPS molecular dynamics simulation platform²⁵. Unlike the case of induced polarization, the additional constraint that the net charge of the entire system is conserved comes at the cost of having to solve two sets of linear equations for the intermediate charges q^s and q^t , which are then combined to evaluate the real charges q , at each time step. We show that application of the iEL-SCF method to charge equilibration allows stable simulations on long timescales while reducing the number of SCF cycles to approximately half the number when compared to a CG-SCF solver using default settings in LAMMPS. The iEL/SCF for charge equilibration is shown to work well for various reactive systems from liquids to solids and at the high temperatures used in combustion applications.

THEORY

The CEM method is based on the second order Taylor expansion of the atomic energy with respect to partial charge around the (usually neutral) charge reference point $E_i(0)$:

$$E_i(q_i) = E_i(0) + q_i \left(\frac{\partial E_i}{\partial q_i} \right)_{q=0} + \frac{1}{2} q_i^2 \left(\frac{\partial^2 E_i}{\partial q_i^2} \right)_{q=0} \quad (1)$$

where $E_i(q)$ is the energy of atom i given its atomic charge q_i , and $\left(\frac{\partial E_i}{\partial q_i}\right)$ is the atomic electronegativity χ_i^0 and $\frac{\partial^2 E_i}{\partial q_i^2}$ is the atomic hardness J_{ii}^0 as motivated by Parr and Pearson⁹. Mortiel *et al.* subsequently introduced a Coulombic interaction between the charged atoms with the functional form^{1, 10}:

$$E(\mathbf{q}_1, \mathbf{q}_2, \dots, \mathbf{q}_N) = \sum_{i=1}^N \left(E_i(\mathbf{0}) + \chi_i^0 q_i + \frac{1}{2} \sum_{j=1}^N H_{ij} q_i q_j \right) \quad (2a)$$

where N is the number of atoms in the system and $H_{ij} = J_{ii}^0 \delta_{ij} + (1 - \delta_{ij})/r_{ij}$ where δ_{ij} is the Kronecker delta function and r_{ij} is the distance between atoms i and j . Subsequently Rappe and Goddard² reformulated H_{ij} by replacing the bare Coulomb potential with a shielded electrostatic potential interaction term

$$H_{ij} = J_{ii}^0 \delta_{ij} + J_{ij}(1 - \delta_{ij}) \quad \text{where} \quad J_{ij} = \frac{1.0}{\left[r_{ij}^3 + \left(\frac{1}{\gamma_{ij}} \right)^3 \right]^{\frac{1}{3}}} \quad (2b)$$

where γ_{ij} an electrostatic shielding parameter. The resulting charge equilibration method postulates that the electronegativity of all the atoms in a molecule must equalize $\chi_1 = \chi_2 = \dots = \chi_N$, which is determined by differentiating Eq. (2) with respect to the atomic charge:

$$\chi_i(\mathbf{q}_1, \mathbf{q}_2, \dots, \mathbf{q}_N) = \frac{\partial E}{\partial q_i} = \chi_i^0 + J_{ii}^0 q_i + \sum_{j \neq i} J_{ij} q_j \quad (3a)$$

while enforcing the constraint of charge neutrality:

$$\sum_{i=1}^N q_i = 0 \quad (3b)$$

In practice the new charges are determined by minimizing the system charge energy under the charge neutrality constraint using a Lagrange multiplier μ :

$$E_\mu = E(\mathbf{q}_1, \mathbf{q}_2, \dots, \mathbf{q}_N) - \mu \left(\sum_{i=1}^N q_i - 0 \right) \quad (4a)$$

and by setting the derivative to zero:

$$\frac{\partial E_\mu}{\partial q_i} = \chi_i^0 + J_{ii}^0 q_i + \sum_{j \neq i} J_{ij} q_j - \mu = 0 \quad (4b)$$

It is evident that $\mu = \chi_i(q_1, q_2, \dots, q_N)$ satisfies the electronegativity equalization condition. This allows us to formulate the charges in terms of μ

$$q_i = \sum_{j=1}^N H_{ij}^{-1}(-\chi_j^0 + \mu \cdot 1_j) \quad (5a)$$

where the solution for μ is formulated from the constraint

$$\sum_{i=1}^N q_i = \sum_{i=1}^N \sum_{j=1}^N H_{ij}^{-1}(-\chi_j^0 + \mu \cdot 1_j) = 0 \quad (5b)$$

and is expressed as:

$$\mu = \frac{\sum_{i=1}^N \sum_{j=1}^N H_{ij}^{-1}(-\chi_j^0)}{\sum_{i=1}^N \sum_{j=1}^N H_{ij}^{-1}(1_j)} \quad (5c)$$

Eq. (5) is solved in LAMMPS by defining the numerator and denominator in Eq. (5c) in terms of two new variables, q_s and q_t

$$\mu = \frac{\sum_{i=1}^N \sum_{j=1}^N H_{ij}^{-1}(-\chi_j^0)}{\sum_{i=1}^N \sum_{j=1}^N H_{ij}^{-1}(1_j)} = \frac{\sum_{i=1}^N q_i^s}{\sum_{i=1}^N q_i^t} \quad (6a)$$

to yield two systems of linear equations which are solved separately:

$$\sum_{i=1}^N \sum_{j=1}^N H_{ij}(q_i^s) = \sum_{i=1}^N -\chi_i^0 \quad (6b)$$

$$\sum_{i=1}^N \sum_{j=1}^N H_{ij}(q_i^t) = \sum_{i=1}^N 1_i \quad (6c)$$

to define the final partial charge of atom i self-consistently as

$$q_i = q_{i,SCF}^s + \mu \cdot q_{i,SCF}^t \quad (6d)$$

In LAMMPS, Eq. (6) is solved using the CG-SCF method with a diagonal inverse baseline preconditioner and quadratic extrapolation of previous time-steps for the initial guess.

In this work we instead solve the two sets of linear equations for charge equilibration using the iEL-SCF method^{21, 26-29} by formulating an extended Lagrangian with two additional auxiliary variables q_{aux}^s and q_{aux}^t

$$\begin{aligned} \mathcal{L}_{\text{hybrid}}^{\text{charge}} = & \frac{1}{2} \sum_{i=1}^N m_i \dot{\mathbf{r}}_i^2 + \frac{1}{2} \sum_{i=1}^N m_s (\dot{q}_{i,\text{aux}}^s)^2 + \frac{1}{2} \sum_{i=1}^N m_t (\dot{q}_{i,\text{aux}}^t)^2 - U(\vec{\mathbf{r}}^N, q^N) \\ & - \frac{1}{2} \omega^2 \sum_{i=1}^N m_s (q_{i,\text{aux}}^s - q_{i,\text{SCF}}^s)^2 - \frac{1}{2} \omega^2 \sum_{i=1}^N m_t (q_{i,\text{aux}}^t - q_{i,\text{SCF}}^t)^2 \end{aligned}$$

where $\vec{\mathbf{r}}_i$ is the position vector of atom i , U is the ReaxFF potential energy, the auxiliary variables evolve in time subject to a harmonic potential around $q_{i,\text{SCF}}^s$ and $q_{i,\text{SCF}}^t$, and m_i , m_s and m_t are the masses of the atom i , $q_{i,\text{aux}}^s$, and $q_{i,\text{aux}}^t$ auxiliary variables respectively. In the limit of $m_t \rightarrow 0$ and $m_s \rightarrow 0$ we recover the usual expression for the real degrees of freedom

$$m_i \ddot{\mathbf{r}}_i = - \frac{dU(\vec{\mathbf{r}}^N, q^N)}{d\mathbf{r}_i} \quad (8)$$

and the corresponding equations of motion of the variables s and t are given by:

$$\ddot{q}_i^s = \omega^2 (q_{i,\text{aux}}^s - q_{i,\text{SCF}}^s) \quad \ddot{q}_i^t = \omega^2 (q_{i,\text{aux}}^t - q_{i,\text{SCF}}^t) \quad (9)$$

At each time step the variables q_{aux}^s and q_{aux}^t are propagated together with the atomic degrees of freedom with a time reversible velocity Verlet integrator using a standard time step, Δt , which defines $\omega = \sqrt{2}/\Delta t$. Because the role of the variables q_{aux}^s and q_{aux}^t are to serve as quality initial guesses for the CG-SCF solutions, we have no need for the diagonal preconditioner of the original CG-SCF solver used in LAMMPS.

As diagnosed previously²¹, the above solution of the extended Lagrangian yields unstable dynamics due to the inability to dissipate numerical error as a result of insufficient convergence of the CG-SCF, which manifests as corrupt dynamics in the auxiliary equations of motion. To circumvent this problem the iEL/SCF method is then defined by creating an inertial constraint on the auxiliary velocities in the form of thermostats. We have shown that the performance of Berendsen velocity rescaling is largely equivalent to that of using a Nose Hoover thermostat since the auxiliary variables are only initial guesses to the CG-SCF solution (unlike the case of our iEL/0-SCF method²⁷⁻³⁰). The Berendsen rescaling factor α of the auxiliary variables q_{aux}^s and q_{aux}^t is defined by:

$$\alpha_s = \sqrt{1 + \frac{\Delta t}{\tau} \left(\frac{T_s}{\langle (\dot{q}_{\text{aux}}^s)^2 \rangle} - 1 \right)} \quad \alpha_t = \sqrt{1 + \frac{\Delta t}{\tau} \left(\frac{T_t}{\langle (\dot{q}_{\text{aux}}^t)^2 \rangle} - 1 \right)} \quad (10)$$

where τ is the rescaling parameter, T_s and T_t are the thermostat temperatures for q_{aux}^s and q_{aux}^t respectively, and the squared velocities are averaged over the ensemble.

METHODS

The simulations were performed utilizing the ReaxFF force field⁶⁻⁸ within the LAMMPS simulation package²⁵, for four different chemical systems: 140 FeOH₃ molecules and using the iron-oxyhydroxide force field³¹, RDX [CH₂N(NO₂)₃] system comprising 60 molecules and using the nitramine RDX force field³², crystalline hexanitrostilbene (HNS, C₁₄H₆N₆O₁₂) comprising 32 molecules and using the force field reported by Shan and co-workers³³, and a water box comprising 233 water molecules using the force field of Rahaman et al.³⁴. All systems were first equilibrated at the target temperature using the NVT ensemble with a Nosè-Hoover thermostat^{35, 36} for 5ps, subsequently the NVE ensemble was applied for another 500 ps to assess the stability of the iEL-SCF method. A time-step of 0.25fs was used in all the simulations apart from the RDX system at 1500K which required a shorter time-step of 0.1fs. The Berendsen thermostat was used to control the dynamics of the auxiliary degrees of freedom. Thermostat temperatures of $10^{-6} e^2/fs^2$ and $10^{-5} e^2/fs^2$ were used for the t_{aux} and s_{aux} respectively and the thermostat rescaling parameter τ was set to 0.01ps.

RESULTS

We evaluate the iEL/SCF approach for charge equilibration using ReaxFF on four systems: liquid water³⁴, FeOH₃³¹, hexanitrostilbene (HNS)³⁷, and nitramine RDX³² that are standard benchmark systems used in LAMMPS for the ReaxFF force field at room temperature as well as a high temperature for RDX, to evaluate the iEL/SCF improvements. It is important to state at the outset that at least 500 ps is required to determine the underlying behavior of any given CEM solution, unlike previous studies that have characterized algorithms on only 100 fs to 1 ps timescales.

We first determine some measure of a gold standard of convergence in a standard CG-SCF calculation for the CEM solution to determine charges in a standard ReaxFF simulation as implemented in LAMMPS. Figure 1 shows energy conservation under three levels of convergence, 10^{-6} , 10^{-8} , and 10^{-12} for water and HNS, and the same type of data is reported in Fig. S1 for FeOH₃ and RDX. It is clear across the data sets that energy conservation in general is poor using ReaxFF, and although the energy drift is similar once convergence tolerances reach 10^{-8} to 10^{-12} for the new charges, q , the tighter convergence of 10^{-12} exhibits more energy drift than 10^{-8} in some cases. In addition, all plots show that more SCF cycles are required to reach any given level of tolerance for q_{SCF}^S as compared to q_{SCF}^t , with the number of total SCF cycles (adding the SCF cycles for q_{SCF}^S and q_{SCF}^t) ranging from ~20-25 at 10^{-6} , ~30-50 at 10^{-8} , and ~55-120 at 10^{-12} . Based on this data

taken across many different systems, we will consider that convergence at 10^{-8} with ~ 30 -40 SCF cycles will be compared in subsequent figures. We note that energy conservation standards differ substantially across the systems, and that more savings will be found if we compare to CG-SCF converged at 10^{-10} - 10^{-12} .

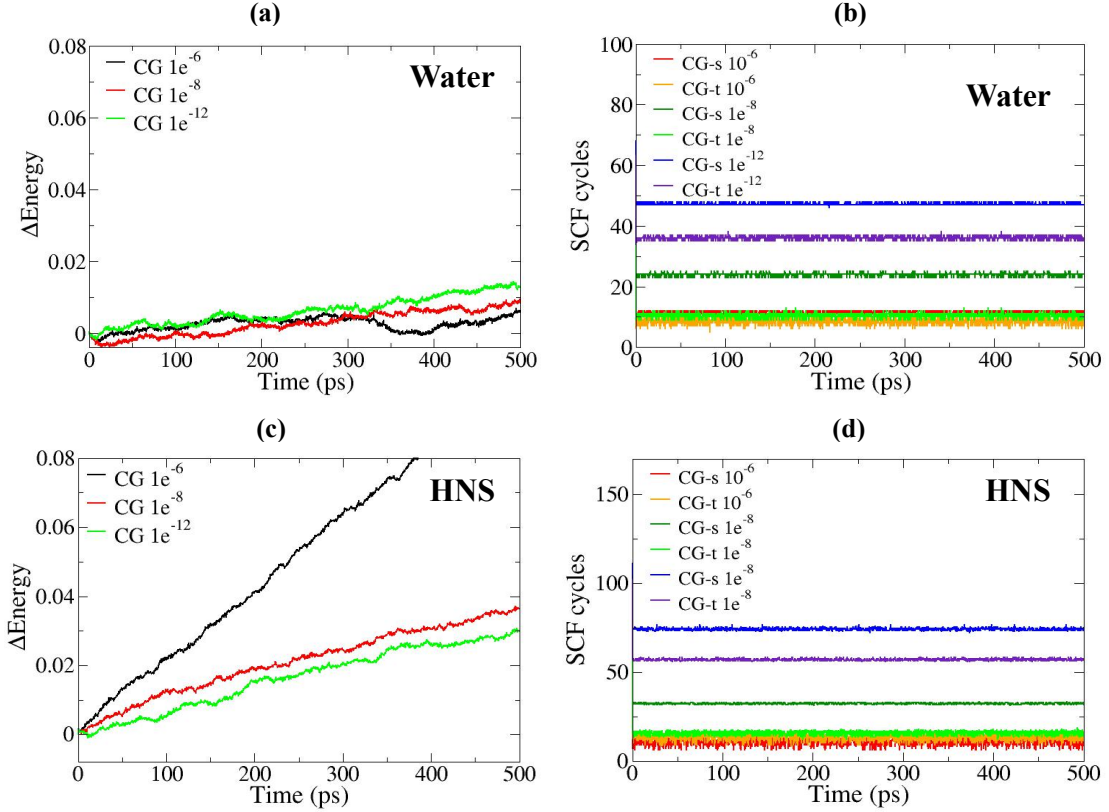


Figure 1. Comparison of energy conservation and number of SCF cycles using the standard CG-SCF solution to charge equilibration. Comparison of the energy conservation of CG-SCF at 10^{-6} , 10^{-8} , 10^{-12} level of convergence for (a) water and (c) HNS. Comparison of the number of SCF cycles required to reach convergence at 10^{-6} , 10^{-8} , 10^{-12} for q_{SCF}^s and q_{SCF}^t for (b) water and (d) HNS. A time step of $\Delta t = 0.25$ was used in all simulations.

The standard XL-BOMD method has been previously applied to the CEM solution for ReaxFF²², but fixed the number of SCF cycles to a single step. In Figure 2a we compare the energy conservation of this one-iteration XL-BOMD vs. the XL-BOMD method using a loose convergence tolerance of 10^{-2} , both referenced to the usual CG-SCF at 10^{-8} . It is evident that the single SCF cycle for q_{aux}^s and q_{aux}^t is highly non-conserving in energy and highly unstable, although of course the cost is reduced by a factor of 30-50 relative to the CG-SCF at 10^{-8} convergence. While the XL-BOMD method with loose convergence yields a conserved energy quantity that is nearly as good as the CG-SCF solution, this comes at the computational cost of an

unacceptably large number of SCF cycles (Figure 2b) due to corruption of the dynamics of the q_{aux}^s and q_{aux}^t variables from resonance effects that increase the kinetic energy (Figure 2c). The resonance effects are the same as to what has been seen previously using classical polarization²¹ or DFT²³, but this impacts the charge equilibration results even more, as it exhibits a much more severe increase in the number of SCF cycles from 10 to more than 45 after only 7.5 ps of molecular dynamics.

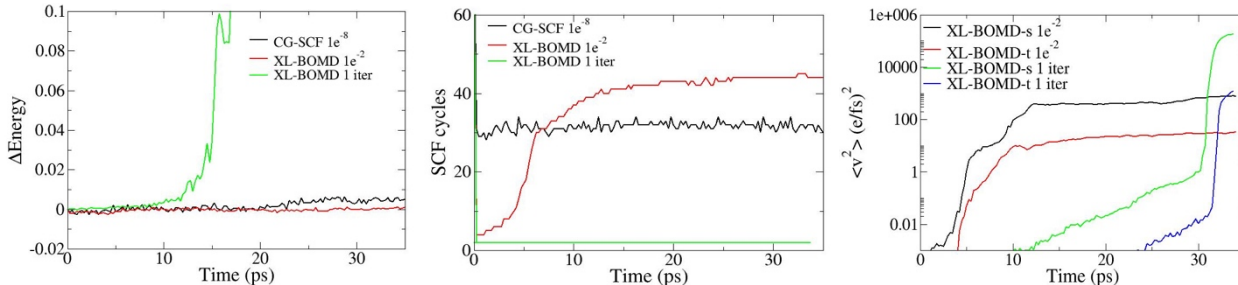


Figure 2. *XL-BOMD with no dissipation or thermostats applied to the auxiliary variables.* (a) Comparison of the energy conservation of XL-BOMD using only one iteration, convergence of 10^{-2} , and CG-SCF at 10^{-8} level of convergence. (b) Comparison of the number of SCF cycles required to reach convergence for XL-BOMD at 10^{-2} and CG-SCF at 10^{-8} vs one iteration. We define the total number of SCF cycles as the sum of the number of SCF cycles for solving q_{SCF}^s and q_{SCF}^t . (c) squared velocities $\langle (\dot{q}_{aux}^s)^2 \rangle$ and $\langle (\dot{q}_{aux}^t)^2 \rangle$ for the three approaches. A time step of $\Delta t = 0.25$ was used in all simulations

The benefit of moving to iEL/SCF is that it will control the problems of resonances that plague the standard XL-BOMD approach, through thermostats applied to the auxiliary velocities, \dot{q}_{aux}^s and \dot{q}_{aux}^t . Figure 3 shows that the iEL/SCF scheme permits looser convergence of the CEM solution of the new intermediate charges q_{SCF}^s and q_{SCF}^t . In Figures 3a-3c we compare the FeOH₃, HNS, and RDX systems with the highly encouraging result that there is a significant gain in efficiency using tolerances of 10^{-4} for both q_{SCF}^s and q_{SCF}^t . In fact energy conservation is as good or even better at this tolerance while only requiring as few as 10 SCF cycles compared to the 35-50 SCF cycles needed by the CG-SCF solver when converging the q_{SCF}^s and q_{SCF}^t to 10^{-8} . For water the energy conservation is extremely stable and consistent once a tolerance of 10^{-5} is reached for q_{SCF}^s , and the convergence for q_{SCF}^t can be less tight, on the order of 10^{-3} to 10^{-4} , permitting the number of SCF cycles to drop by half compared to the reference solver (Figure 3d). We note that in the NVT ensemble that these tolerances can be relaxed for water, and thus overall we can recommend that both q_{SCF}^s and q_{SCF}^t can be converged at 10^{-4} for any system when using at standard 0.25 fs time step.

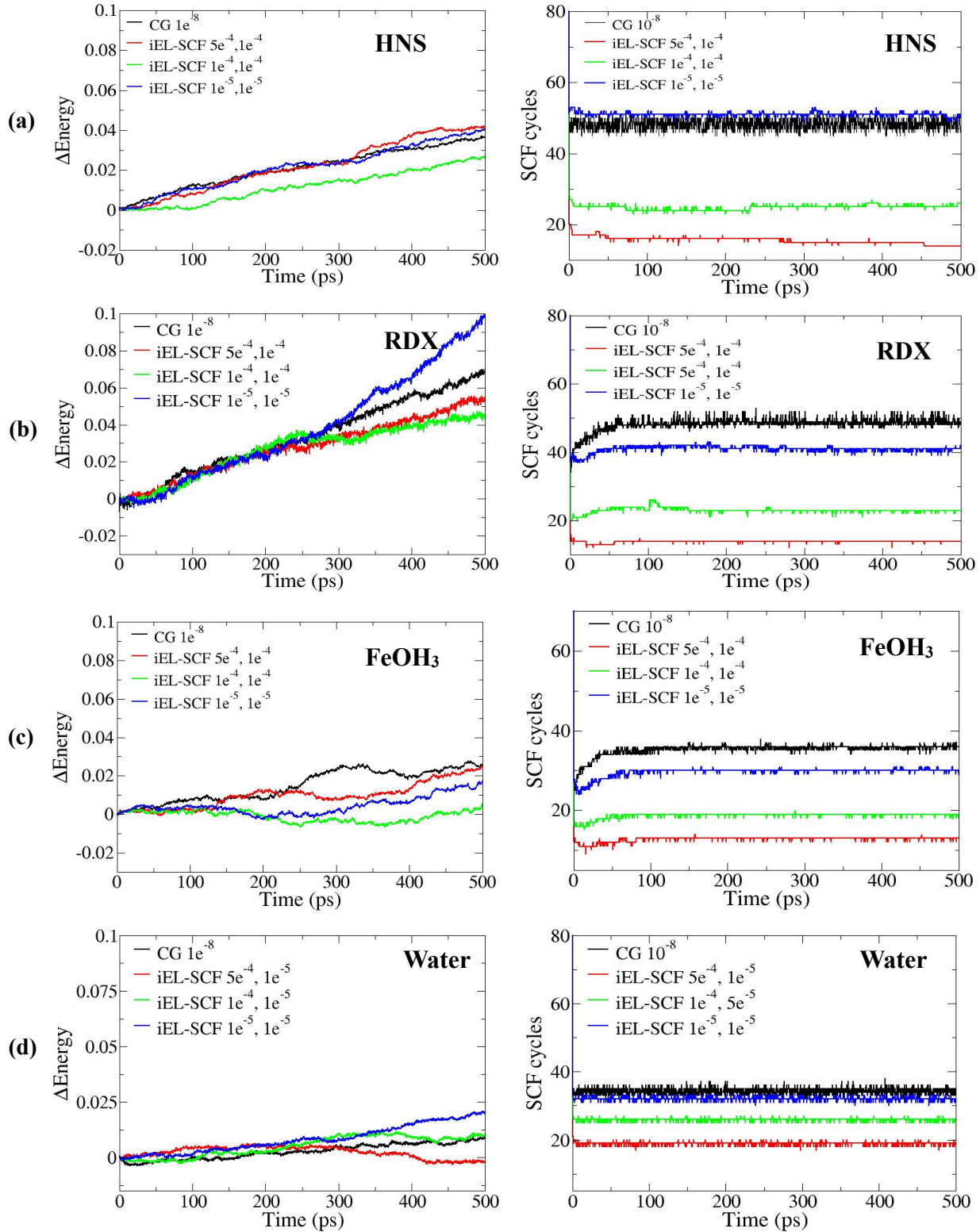


Figure 3. Comparison of energy conservation and number of SCF cycles using the standard CG-SCF solution vs iEL/SCF for charge equilibration. Comparison of CG-SCF at 10^{-8} level of convergence vs. iEL/SCF at convergence of 10^{-5} for q_{SCF}^s and sweeping through values of 10^{-3} , 10^{-4} , and 10^{-5} for q_{SCF}^t for (a) HNS, (b) RDX, and (c) FeOH₃, and (d) water. A time step of $\Delta t = 0.25$ was used in all simulations.

DISCUSSION AND CONCLUSION

We note that the general procedure of solving the charge equilibration model using the standard CG-SCF solver shows very poor energy conservation for ReaxFF at the usual time step size of 0.25 fs. Under the three levels of convergence of 10^{-6} , 10^{-8} , and 10^{-12} , it is clear that 10^{-6} is not as well converged compared to the more strict tolerances for all four systems based on evident further loss of energy conservation. At the same time there is also no reason to converge as tightly as 10^{-12} since there is no gain in energy conservation quality, thereby only increasing the amount of computational work by increasing the number of SCF cycles by a factor of 2.

However further computational efficiency is easily obtained by adopting the iEL-SCF method for solving charge equilibration in LAMMPS as part of the reactive force field ReaxFF. In this case we require the solution to two sets of linear systems and thus require two auxiliary variables for the intermediate charges, both of which serve as an initial guess for the real intermediate charges. In the standard XL-BOMD approach the auxiliary variables are time reversibly integrated together with the atomic degrees of freedom which results in sufficient energy conservation even at loose convergence tolerance. However, as shown before for the case of polarizable force fields²¹, the velocities of the auxiliary degrees of freedom become corrupted due to lack of dissipation, which then increases the number of SCF cycles required to reach convergence, thereby defeating its purpose of greater efficiency. We find that the problem of resonances in the case of charge equilibration is much more severe than found for polarizable force fields when using XL-BOMD, resulting in a dramatic increase in the number of SCF cycles even only after a few picoseconds of simulation.

By applying a thermostat for each of the auxiliary charge variables to control their dynamics, the iEL/SCF method is able to achieve stable dynamics and hence reduce the number of SCF cycles to 50-80% of the original CG-SCF solver converged at 10^{-8} (more if using 10^{-12} CG-SCF as the convergence criteria comparison) without degradation in energy conservation. Because the two sets of linear equations behave differently, we require that the thermostat set point for q_{aux}^s and tolerances for q_{SCF}^s must be controlled more tightly than needed for q_{aux}^t and q_{SCF}^t , and suggest that the convergence criteria be set to 10^{-5} for the former and either 10^{-3} or 10^{-4} for the latter, values that work well across all four ReaxFF systems studied. We note that in the NVT ensemble that convergence of 10^{-4} will be sufficient, and researchers always have the choice of fine tuning these convergence criteria with shorter runs to determine the best computational performance for their particular ReaxFF force field system.

Recently, the iEL-SCF has been extended to iEL/0-SCF which discards the requirement of an SCF procedure altogether²⁷⁻²⁹. In addition, we have recently formulated a stochastic XL-BOMD procedure³⁸ that might be usefully combined with iEL/SCF or iEL/0-SCF, as well as exploiting isokinetic schemes with multi-timestepping³⁰ that may also be useful for increasing the effective time step for CEM. We hope to report on further computational improvements using these methods for CEM in the near future.

ACKNOWLEDGMENTS. This work was supported by the U.S. Department of Energy, Office of Science, Office of Advanced Scientific Computing Research, Scientific Discovery through Advanced Computing (SciDAC) program. This research used resources of the National Energy Research Scientific Computing Center, a DOE Office of Science User Facility supported by the Office of Science of the U.S. Department of Energy under Contract No. DE-AC02-05CH11231.

REFERENCES

1. W. J. Mortier, S. K. Ghosh and S. Shankar, *J. Amer. Chem. Soc.*, 1986, **108**, 4315-4320.
2. A. K. Rappé and W. A. Goddard, *J. Phys. Chem.*, 1991, **95**, 3358-3363.
3. B. A. Bauer and S. Patel, *Theo. Chem. Acc.*, 2012, **131**, 1153.
4. D. Ongari, P. G. Boyd, O. Kadioglu, A. K. MacE, S. Keskin and B. Smit, *J. Chem. Theo. Comput.*, 2019, **15**, 382-401.
5. B. A. Wells, C. De Bruin-Dickason and A. L. Chaffee, *J. Phys. Chem. C*, 2015, **119**, 456-466.
6. A. C. T. van Duin, S. Dasgupta, F. Lorant and W. A. Goddard, *J. Phys. Chem. A*, 2001, **105**, 9396-9409.
7. Y. K. Shin, T. R. Shan, T. Liang, M. J. Noordhoek, S. B. Sinnott, A. C. T. Van Duin and S. R. Phillpot, *MRS Bulletin*, 2012, **37**, 504-512.
8. J. Yu, S. B. Sinnott and S. R. Phillpot, *Phys. Rev. B - Cond. Matt. Mat. Phys.*, 2007, **75**, 1-13.
9. R. G. Parr and R. G. Pearson, *J. Amer. Chem. Soc.*, 1983, **105**, 7512-7516.
10. W. J. Mortier, K. V. Genechten and J. Gasteiger, *J. Amer. Chem. Soc.*, 1985, **107**, 829-835.
11. A. Nakano, *Comp. Phys. Comm.*, 1997, **104**, 59-69.
12. H. M. Aktulga, J. C. Fogarty, S. A. Pandit and A. Y. Grama, *Parallel Comp.*, 2012, **38**, 245-259.
13. K. A. O'Hearn and H. M. Aktulga, 2016, DOI: 10.1109/ScalA.2016.006, 9-16.
14. H. M. Aktulga, C. Knight, P. Coffman, K. A. O'Hearn, T. R. Shan and W. Jiang, *Intl. J. High Perf. Comp. Appl.*, 2019, **33**, 304-321.
15. D. Van Belle, M. Froeyen, G. Lippens and S. J. Wodak, *Mol. Phys.*, 1992, **77**, 239-255.
16. R. Car and M. Parrinello, *Phys. Rev. Lett.*, 1985, **55**, 2471-2474.
17. A. M. Niklasson, C. Tymczak and M. Challacombe, *Phys. Rev. Lett.*, 2006, **97**, 123001.
18. A. M. N. Niklasson, *Phys. Rev. Lett.*, 2008, **100**, 123004.

19. A. M. Niklasson and M. J. Cawkwell, *J. Chem. Phys.*, 2014, **141**, 164123.
20. A. M. N. Niklasson, P. Steneteg, A. Odell, N. Bock, M. Challacombe, C. J. Tymczak, E. Holmström, G. Zheng and V. Weber, *J. Chem. Phys.*, 2009, **130**, 214109
21. A. Albaugh, O. Demerdash and T. Head-Gordon, *J. Chem. Phys.*, 2015, **143**, 174104.
22. K. I. Nomura, P. E. Small, R. K. Kalia, A. Nakano and P. Vashishta, *Comp. Phys. Comm.*, 2015, **192**, 91-96.
23. A. M. N. Niklasson, P. Steneteg, A. Odell, N. Bock, M. Challacombe, C. J. Tymczak, E. Holmström, G. Zheng and V. Weber, *J. Chem. Phys.* 2009, **130**, 214109.
24. V. Vitale, J. Dziedzic, A. Albaugh, A. M. N. Niklasson, T. Head-Gordon and C.-K. Skylaris, *J. Chem. Phys.*, 2017, **146**, 124115.
25. S. Plimpton, *J. Comp. Phys.*, 1995, **117**, 1-19.
26. A. Albaugh, H. A. Boateng, R. T. Bradshaw, O. N. Demerdash, J. Dziedzic, Y. Mao, D. T. Margul, J. Swails, Q. Zeng, D. A. Case, P. Eastman, L. P. Wang, J. W. Essex, M. Head-Gordon, V. S. Pande, J. W. Ponder, Y. Shao, C. K. Skylaris, I. T. Todorov, M. E. Tuckerman and T. Head-Gordon, *J. Phys. Chem. B*, 2016, **120**, 9811-9832.
27. A. Albaugh and T. Head-Gordon, *J. Chem. Theo. Comput.*, 2017, **13**, 5207-5216.
28. A. Albaugh, T. Head-Gordon and A. M. N. Niklasson, *J. Chem. Theo. Comput.*, 2018, **14**, 499-511.
29. A. Albaugh, A. M. N. Niklasson and T. Head-Gordon, *J. Phys. Chem. Lett.*, 2017, **8**, 1714-1723.
30. A. Albaugh, M. E. Tuckerman and T. Head-Gordon, *J. Chem. Theo. Comput.*, 2019, **15**, 2195-2205.
31. M. Aryanpour, A. C. T. van Duin and J. D. Kubicki, *J. Phys. Chem. A*, 2010, **114**, 6298-6307.
32. A. Strachan, A. C. T. van Duin, D. Chakraborty, S. Dasgupta and W. A. Goddard, *Phys. Rev. Lett.*, 2003, **91**, 098301.
33. T. R. Shan, B. D. Devine, T. W. Kemper, S. B. Sinnott and S. R. Phillpot, *Phys. Rev. B - Cond. Mat. Phys.*, 2010, **81**, 1-12.
34. O. Rahaman, A. C. T. van Duin, V. S. Bryantsev, J. E. Mueller, S. D. Solares, W. A. Goddard and D. J. Doren, *J. Phys. Chem. A*, 2010, **114**, 3556-3568.
35. G. J. Martyna, M. E. Tuckerman, D. J. Tobias and M. L. Klein, *Mol. Phys.*, 1996, **87**, 1117-1157.
36. M. Tuckerman, B. J. Berne and G. J. Martyna, *J. Chem. Phys.*, 1992, **97**, 1990.
37. T.-R. Shan, R. R. Wixom and A. P. Thompson, San Francisco, CA, 2014.
38. A. Dong, T. Head-Gordon, L. Lin and J. Lu, *Siam J. Numer. Anal.*, 2019, <https://arxiv.org/abs/1904.12082>.