

# Numerical investigation of the dynamics of linear spin $s$ fields on Kerr background I. Late time tails of spin $s = \pm 1, \pm 2$ fields

Károly Csukás <sup>\*,1</sup>, István Rácz <sup>†,1,2</sup>, and Gábor Zsolt Tóth <sup>‡,1</sup>

<sup>1</sup>*Wigner RCP, H-1121 Budapest, Konkoly Thege Miklós út 29-33, Hungary*

<sup>2</sup>*Faculty of Physics, University of Warsaw, Ludwika Pasteura 5, 02-093 Warsaw, Poland*

December 21, 2024

## Abstract

The time evolution of linear fields of spin  $s = \pm 1$  and  $s = \pm 2$  on Kerr black hole spacetimes are investigated by solving the homogeneous Teukolsky equation numerically. The applied numerical setup is based on a combination of conformal compactification and the hyperbolic initial value problem. The evolved basic variables are expanded in terms of spin-weighted spherical harmonics which allows us to evaluate all the angular derivatives analytically, whereas the evolution of the expansion coefficients, in the time-radial section, is determined by applying the method of lines implemented in a fourth order accurate finite differencing stencil. Concerning the initialization, in all of our investigations single mode excitations—either static or purely dynamical type initial data—are applied. Within this setup the late time tail behavior is investigated. Due to the applied conformal compactification the asymptotic decay rates are determined at three characteristic locations—in the domain of outer communication, at the event horizon and at future null infinity—simultaneously. Recently introduced new type of ‘energy’ and ‘angular momentum’ balance relations are also applied in order to demonstrate the feasibility and robustness of the developed numerical schema, and also to verify the proper implementation of the underlying mathematical model.

---

<sup>\*</sup>E-mail address: csukas.karoly@wigner.mta.hu

<sup>†</sup>E-mail address: racz.istvan@wigner.mta.hu

<sup>‡</sup>E-mail address: toth.gabor.zsolt@wigner.mta.hu

# 1 Introduction

The study of the long time evolution of various linear fields on given black hole backgrounds has been served for decades as a preparation for the more involved study of linear and possibly non-linear stability of the background black hole solutions themselves. In the last couple of years considerable progress had been made concerning the linear stability of the Kerr solution (see, e.g. [4, 1] and references therein). Notably even these analytic results do rest on various technical assumptions which apparently all boil down to the long time behavior of linear spin  $s$  fields satisfying the Teukolsky master equation [4, 1]. This provides an immediate motivation for a thorough investigation of the asymptotic in time behavior of solutions to the Teukolsky equation on a Kerr black hole background.

This paper is to report about our finding concerning numerical investigations of the dynamics of electromagnetic and gravitational perturbations on Kerr background. Our aim was to carry out comprehensive investigations of the time evolution of linear spin  $s$  fields, in particular, to study their tail behavior. This is done by solving the homogeneous Teukolsky master equation for generic linear spin  $s = \pm 1$  and  $s = \pm 2$  fields numerically.

In doing so the analytic framework was chosen such that it incorporates both the techniques of conformal compactification and the hyperboloidal initial value problem. The time slices in the latter were chosen to be horizon penetrating that allows us to determine the decay rates at the three characteristic locations, at the black hole event horizon, in the domain of outer communication and at future null infinity, simultaneously. In addition, the applied mathematical setup makes it also possible to use a fully spectral representation of all the basic variables. This is so as they are expanded in terms of spin-weighted spherical harmonics based on the foliation of the Kerr background by topological two-spheres, which in practice are the Boyer-Lindquist  $t = \text{const}$  and  $r = \text{const}$  ellipsoids. As all the angular derivatives can be given then either in terms of the ‘eth’ and ‘ethbar’,  $\eth$  and  $\ethbar$ , operators or by Lie-derivatives, with respect to the axial symmetry of the Kerr background, all the angular derivatives are evaluated analytically. This, in turn, guarantee that the pertinent multipole expansion coefficients—as elements of large set of coupled scalar fields—get to be subject of an involved but otherwise only  $(1+1)$ -dimensional time evolution problem. Notably even the case of the most generic linear spin  $s$  fields can be tested within the very same mathematical and numerical setup which, in turn, allows us to treat all the non-axisymmetric configurations, as well. Though, in practice, our attentions were restricted to the range  $m = 0, \pm 1, \pm 2$  of the azimuthal parameter, in principle, one could investigate the full spectra of non-axisymmetric configurations within the chosen framework.

In checking and interpreting our numerical findings it was very informative to

have two partly overlapping set of results prior to our investigations. First of all, for some specific type of initial data, detailed analytic estimates on the decay exponents had been derived in a series of works by Hod [9, 8, 7]. Some complementary analytic studies, relevant for the very same type of initial data, can also be found in [6]. Notably, the same reference [6] also reports about impressive and comprehensive numerical investigations concerning the long time evolution of axially symmetric linear spin  $s$  fields on Kerr background. Most of the predictions made in the aforementioned studies are confirmed by our investigations. Nevertheless, as there were some slight disagreements even between the predictions of these two sets of investigations in our studies distinguished attention was given to the clear up of the corresponding cases. Notably our numerical results led us to the conclusion that, though in only in some very special subcases, neither of the former predictions was satisfactory, i.e. they did not give the correct value for the decay exponents.

When one is intended to come up with a confidential statement of the above type it is extremely important to guarantee the self-consistency of the underlying numerical results. It is indeed critical to verify that our findings are not simply numerical artifacts of the applied method but they are rooted in the true nature of the investigated fields. For this reason we implemented—in addition to the conventional convergence rate checks—the recently introduced [15] new type of ‘energy’ and ‘angular momentum’ balance relations to verify both the proper implementation of the underlying mathematical model and the feasibility and robustness of the developed numerical schema.

Before proceeding in presenting our main results it appears to be rewarding to recall that linear spin  $s = \pm 1$  or  $s = \pm 2$  fields satisfying the homogeneous Teukolsky master equations arise in a straightforward way in studying evolution of source free electromagnetic fields in Maxwell theory or in that of linear metric perturbations on Kerr background [13, 14]. To see this, e.g. in the electromagnetic case, recall first that in applying the Newman-Penrose formalism [11] one starts by fixing a complex null tetrad  $\{l^a, n^a, m^a, \bar{m}^a\}$  comprised at each point by two real,  $l^a$  and  $n^a$ , and two complex,  $m^a$  and  $\bar{m}^a$  null vectors such that their only non-trivial inner products are  $l^a n_a = -m^a \bar{m}_a = 1$ . With respect to such a complex null tetrad the algebraically independent components of the Faraday tensor,  $F_{ab}$ , can always be represented by the three complex Maxwell spinor fields

$$\phi_0 = F_{ab} l^a m^b, \quad (1)$$

$$\phi_1 = \frac{1}{2} \left( F_{ab} l^a n^b + F_{ab} \bar{m}^a m^b \right), \quad (2)$$

$$\phi_2 = F_{ab} \bar{m}^a n^b. \quad (3)$$

Two of these,  $\phi_0$  and  $\phi_2$ , represent the outgoing and ingoing radiations, respectively, whereas  $\phi_1$  stores the Coulombian part of the electromagnetic field.

If  $F_{ab}$  satisfies the source free Maxwell equations on Kerr black hole background, then some of the one order higher wave equations—which can be deduced for the individual Maxwell spinor components  $\phi_0$  and  $\phi_2$ , respectively,—decouple. In particular, the fields  $\psi^{(+1)}$  and  $\psi^{(-1)}$  defined as

$$\psi^{(+1)} = \phi_0, \quad (4)$$

$$\psi^{(-1)} = (\Psi_2)^{-2/3} \cdot \phi_2, \quad (5)$$

where

$$\Psi_2 = -\frac{M}{(r - i a \cos \vartheta)^3} \quad (6)$$

is the only non-vanishing and gauge invariant Weyl-spinor component on Kerr background, whereas  $\psi^{(+1)}$  and  $\psi^{(-1)}$  do satisfy the homogeneous Teukolsky master equation (11) relevant for these spin  $s = +1$  and  $s = -1$  fields, respectively [13].

By a completely analogous argument it can also be verified [13, 14] that in case of linear metric perturbations the specific contractions

$$\Psi_0 = -C_{abcd} l^a m^b l^c m^d \quad \text{and} \quad \Psi_4 = -C_{abcd} n^a \bar{m}^b n^c \bar{m}^d \quad (7)$$

of the Weyl tensor  $C_{abcd}$ —which is also equal to the curvature tensor in case of vacuum spacetimes—and elements of the complex null tetrad  $\{l^a, n^a, m^a, \bar{m}^a\}$  are distinguished likewise  $\phi_0$  and  $\phi_2$  were in the electromagnetic case. Indeed, the linear wave equations—these can be deduced, from the Bianchi identity, and they are relevant for the linearly perturbed configurations—do really decouple and the fields

$$\psi^{(+2)} = \Psi_0, \quad (8)$$

$$\psi^{(-2)} = (\Psi_2)^{-4/3} \cdot \Psi_4, \quad (9)$$

satisfy the homogeneous Teukolsky master equation (11) relevant for these spin  $s = +2$  and  $s = -2$  fields, respectively [13].

This paper is organized as follows. In section 2 first the analytic framework is introduced. This part, see subsection 2.2, is to setup the form of the wave equation to be solved once the conformal compactification and suitable regularizations of the basic variables happened. Some of the details of the new type of ‘energy’ and ‘angular momentum’ balance relations are also discussed in subsection 2.3. More details on the analytic and numerical setup are given in section 3 containing the discussions of multipole expansions, the choice made for the initialization of time evolution, the determination of the decay rates and a summary of the results prior to ours. Section 4 is to present all of our numerical findings. We start by discussing axially symmetric configurations in subsection 4.2 which is followed by a detailed investigation of non-axisymmetric configurations in subsection 4.3. A thorough discussion of the use of the

energy and angular momentum balance relations, as well as, their use in verifying the convergence properties of the applied numerical implementation is given in subsection 4.4. The discussions are completed by our final remarks in section 5. The paper is closed by several appendices providing useful details on the applied analytic and numerical settings.

## 2 Linear fields of spin $s$ on Kerr background

This section provides all the details related to the applied analytic setup. Besides the various forms of the Teukolsky master equation the energy and angular momentum balance relations will also be discussed briefly. This section is also to lay down the mathematical groundwork that will also be applied in later papers of this series.

### 2.1 Teukolsky equation

The metric of the Kerr background in Boyer-Lindquist coordinates  $(t, r, \vartheta, \phi)$  can be given by the line element

$$(ds)^2 = \left(1 - \frac{2Mr}{\Sigma}\right) (dt)^2 + \frac{4arM}{\Sigma} \sin^2 \vartheta dt d\phi - \frac{\Sigma}{\Delta} (dr)^2 - \Sigma (d\vartheta)^2 - \frac{(r^2 + a^2)^2 - a^2 \Delta \sin^2 \vartheta}{\Sigma} \sin^2 \vartheta (d\phi)^2, \quad (10)$$

where  $\Sigma = r^2 + a^2 \cos^2 \vartheta$  and  $\Delta = r^2 - 2Mr + a^2$ , whereas  $M$  and  $a$  are the mass and the angular momentum per unit mass parameters of the Kerr black hole.

A linear sourceless field of spin  $s$ —where  $s$  is integer or half-integer—on Kerr background is known to be subject to the homogeneous Teukolsky master equation [13]

$$\begin{aligned} & \left[ \frac{(r^2 + a^2)^2}{\Delta} - a^2 \sin^2 \vartheta \right] \frac{\partial^2 \psi^{(s)}}{\partial t^2} + \frac{4Mar}{\Delta} \frac{\partial^2 \psi^{(s)}}{\partial t \partial \phi} + \left[ \frac{a^2}{\Delta} - \frac{1}{\sin^2 \vartheta} \right] \frac{\partial^2 \psi^{(s)}}{\partial \phi^2} - \\ & - \Delta^{-s} \frac{\partial}{\partial r} \left( \Delta^{s+1} \frac{\partial \psi^{(s)}}{\partial r} \right) - \frac{1}{\sin \vartheta} \frac{\partial}{\partial \vartheta} \left( \sin \vartheta \frac{\partial \psi^{(s)}}{\partial \vartheta} \right) - 2s \left[ \frac{a(r - M)}{\Delta} + \frac{i \cos \vartheta}{\sin^2 \vartheta} \right] \frac{\partial \psi^{(s)}}{\partial \phi} - \\ & - 2s \left[ \frac{M(r^2 - a^2)}{\Delta} - r - ia \cos \vartheta \right] \frac{\partial \psi^{(s)}}{\partial t} + (s^2 \cot^2 \vartheta - s) \psi^{(s)} = 0. \quad (11) \end{aligned}$$

A very simple covariant form of the Teukolsky master equation was introduced by Bini et al. in [2] which allows us to write (11) in the compact form

$$\left[ (\nabla^a + s \Gamma^a) (\nabla_a + s \Gamma_a) - 4 s^2 \Psi_2 \right] \psi^{(s)} = 0, \quad (12)$$

where the components of the “connection vector”  $\Gamma^a$  are [2]

$$\Gamma^t = -\frac{1}{\Sigma} \left[ \frac{M(r^2 - a^2)}{\Delta} - (r + i a \cos \vartheta) \right], \quad (13)$$

$$\Gamma^r = -\frac{1}{\Sigma} (r - M), \quad (14)$$

$$\Gamma^\vartheta = 0, \quad (15)$$

$$\Gamma^\phi = -\frac{1}{\Sigma} \left[ \frac{a(r - M)}{\Delta} + i \frac{\cos \vartheta}{\sin^2 \vartheta} \right]. \quad (16)$$

## 2.2 Regularization of the basic variables

The solutions to the homogeneous Teukolsky master equation are known to get singular either in the  $\Delta \rightarrow 0$  or  $r \rightarrow \infty$  limit. In order to regularize by suitable rescaling of the field variables, and also to get the desired conformal compactification of the Kerr background, new coordinates are introduced. This is done, by following the proposal in [12], in two succeeding steps. First, the Boyer-Lindquist coordinates,  $(t, r, \vartheta, \phi)$ , are replaced by the ingoing Kerr coordinates,  $(\tau, r, \vartheta, \varphi)$ , where the new time and azimuthal coordinates,  $\tau$  and  $\varphi$ , are defined via the relations

$$\tau = t - r + \int dr \frac{r^2 + a^2}{\Delta}, \quad (17)$$

$$\varphi = \phi + \int dr \frac{a}{\Delta}. \quad (18)$$

Note that the  $\tau = \text{const}$  hypersurfaces, as indicated on Fig.1. in [12], are horizon penetrating whereas they all tend to spacelike infinity in the  $r \rightarrow \infty$  limit.

In the second step new coordinates  $(T, R)$  replacing  $(\tau, r)$  are introduced by the implicit relations

$$\tau = T + \frac{1 + R^2}{1 - R^2} - 4M \log(|1 - R^2|), \quad (19)$$

$$r = \frac{2R}{1 - R^2}. \quad (20)$$

The most important advantage of the application of these new coordinates is that they allow the use of a conformal compactification of the Kerr spacetime such that future null infinity ( $\mathscr{I}^+$ ) gets to be represented by the  $R = 1$  hypersurface, and also that all the  $T = \text{const}$  hypersurfaces are such that they are both horizon penetrating and intersecting  $\mathscr{I}^+$  in regular spherical cuts at  $R = 1$ .

In order to get the desired suitably regularized basic field variables on the Kerr background  $\psi^{(s)}$  is replaced by  $\Phi^{(s)}$  defined as

$$\Phi^{(s)}(T, R, \vartheta, \varphi) = [r(R) \cdot \Delta^s(R)] \cdot \psi^{(s)}(T, R, \vartheta, \varphi). \quad (21)$$

Once all the foregoing steps had been performed the homogeneous Teukolsky master equation (12) can be seen to take the form

$$\begin{aligned} \partial_{TT}\Phi^{(s)} = \frac{1}{\mathcal{A} + \mathcal{B} \cdot Y_2^0} & \left[ c_{RR} \cdot \partial_{RR}\Phi^{(s)} + c_{TR} \cdot \partial_{TR}\Phi^{(s)} + c_{T\varphi} \cdot \partial_{T\varphi}\Phi^{(s)} + c_{R\varphi} \cdot \partial_{R\varphi}\Phi^{(s)} \right. \\ & \left. + c_{\vartheta\vartheta} \cdot \bar{\partial}\partial\Phi^{(s)} + c_T \cdot \partial_T\Phi^{(s)} + i c_{Ty} Y_1^0 \cdot \partial_T\Phi^{(s)} + c_R \cdot \partial_R\Phi^{(s)} + c_\varphi \cdot \partial_\varphi\Phi^{(s)} + c_0 \cdot \Phi^{(s)} \right], \end{aligned} \quad (22)$$

where  $Y_1^0$  and  $Y_2^0$  stand for the zero spin-weight spherical harmonics with  $\ell = 1, 2$  and  $m = 0$ , whereas the explicit form of the involved  $R$ -dependent coefficients are given in Appendix A. Note also that by making use of  $\bar{\partial}$  and  $\partial$  operators, acting on a spin- $s$  field  $f$  as

$$\bar{\partial}f = -\sin^s\vartheta \left( \partial_\vartheta + \frac{i}{\sin\vartheta}\partial_\varphi \right) (\sin^{-s}\vartheta \cdot f) \quad (23)$$

$$\partial f = -\sin^{-s}\vartheta \left( \partial_\vartheta - \frac{i}{\sin\vartheta}\partial_\varphi \right) (\sin^s\vartheta \cdot f), \quad (24)$$

all the  $\vartheta$ -derivatives present in the Laplace-Beltrami operator can be incorporated into a single operator  $\bar{\partial}\partial$  via the relation

$$\bar{\partial}\partial f = \partial_{\vartheta\vartheta}f + \cot\vartheta \partial_\vartheta f + \frac{1}{\sin^2\vartheta} \partial_{\varphi\varphi}f + 2is \frac{\cot\vartheta}{\sin\vartheta} \partial_\varphi f + s(1 - s \cot^2\vartheta)f. \quad (25)$$

This provides us considerable simplifications and enhances the accuracy of our numerical integrator significantly, as our approach is based on the use of multipole expansions of the basic variables in terms of spin-weighted spherical harmonics and all the angular derivatives in (22) can analytically be evaluated. [More details on the use of spin-weighted spherical harmonics and their relations to the  $\bar{\partial}$  and  $\partial$  operators can be found in Appendix B.]

## 2.3 Conserved currents

It is known that there is no way to construct a Lagrangian out of a single spin  $s$  variable  $\psi^{(s)}$  and its first order derivatives such that one could get (12) as the corresponding Euler-Lagrange equation for  $\psi^{(s)}$ . Nevertheless, as pointed out in [15] recently, it is possible to associate a meaningful Lagrangian to a pair of spin  $s$  and  $-s$  fields via the relation

$$\mathcal{L} = -(\nabla^a - s\Gamma^a)\psi^{(-s)}(\nabla_a + s\Gamma_a)\psi^{(s)} - 4s^2\Psi_2\psi^{(s)}\psi^{(-s)}. \quad (26)$$

It was also shown in [15] that by making use of some suitable infinitesimal transformations of the form  $\psi^{(\pm s)} \rightarrow \psi^{(\pm s)} - \zeta h^a \partial_a \psi^{(\pm s)}$  of the Lagrangian in (26) canonical

conserved Noether currents can also be associated with a pair of spin  $s$  and  $-s$  fields. Note that the involved fields may be completely independent. The only requirement for the conservation of the currents is that they both satisfy their respective Teukolsky master equations. In particular, as the Lagrangian in (26) is invariant with respect to the one-parameter group of diffeomorphisms induced by the Killing vector fields  $h^a = T^a = (\partial_T)^a$  and  $h^a = \varphi^a = (\partial_\varphi)^a$  (which are also coordinate basis fields), the corresponding infinitesimal transformations endow us with the canonical ‘energy’ and ‘angular momentum’ type currents defined as

$$E^a = (\nabla^a - s\Gamma^a)\psi^{(-s)}T^b\partial_b\psi^{(s)} + (\nabla^a + s\Gamma^a)\psi^{(s)}T^b\partial_b\psi^{(-s)} + T^a\mathcal{L}, \quad (27)$$

$$J^a = (\nabla^a - s\Gamma^a)\psi^{(-s)}\varphi^b\partial_b\psi^{(s)} + (\nabla^a + s\Gamma^a)\psi^{(s)}\varphi^b\partial_b\psi^{(-s)} + \varphi^a\mathcal{L}. \quad (28)$$

Notice that for  $s = 0$  (27) and (28) produce the well known energy and angular momentum of the massless complex scalar field if  $\psi^{(-s)}|_{s=0} = \overline{\psi^{(s)}}|_{s=0}$ .

As the covariant divergence of these currents vanish the balance relations

$$\int_{\Omega} \nabla_a E^a = \int_{\partial\Omega} n_a E^a = 0, \quad (29)$$

$$\int_{\Omega} \nabla_a J^a = \int_{\partial\Omega} n_a J^a = 0 \quad (30)$$

hold. The spacetime domain of integration  $\Omega$ , in all of our applications, is chosen to be the rectangular coordinate domain in  $(T, R)$  such that it is bounded by some initial and final time slices,  $T = T_i$  and  $T = T_f$ , and by some inner and outer timelike or null cylinders given by the  $R = R_{in}$  and  $R = R_{out}$  hypersurfaces, respectively. In particular, denoting by  $n_a^{(T)} = (dT)_a / \sqrt{g^{TT}}$  and  $n_a^{(R)} = (dR)_a / \sqrt{-g^{RR}}$  the respective normals of the  $T = \text{const}$  and  $R = \text{const}$  hypersurfaces and by  $h_T$  and  $h_R$  the determinant of the restriction of the metric to these hypersurfaces, the energy balance relation can be given as

$$0 = \int_{T=T_i} n_a^{(T)} E^a \sqrt{|h_T|} dR d\vartheta d\varphi + \int_{R=R_{in}} n_a^{(R)} E^a \sqrt{|h_R|} dT d\vartheta d\varphi - \int_{T=T_f} n_a^{(T)} E^a \sqrt{|h_T|} dR d\vartheta d\varphi - \int_{R=R_{out}} n_a^{(R)} E^a \sqrt{|h_R|} dT d\vartheta d\varphi. \quad (31)$$

A completely analogous balance relation can be derived for the ‘angular momentum’ simply by replacing  $E^a$  in (31) by  $J^a$ . The explicit form of the integrands  $n_a^{(T)} E^a \sqrt{|h_T|}$ ,  $n_a^{(R)} E^a \sqrt{|h_R|}$ ,  $n_a^{(T)} J^a \sqrt{|h_T|}$  and  $n_a^{(R)} J^a \sqrt{|h_R|}$  involved in the energy and angular momentum balance relations can be found in Appendix C.



### 3 More on the analytic and numerical setup

The discussions in this section will remain valid for any linear field of spin  $s$  satisfying the homogeneous Teukolsky master equation on a Kerr black hole background.

#### 3.1 Multipole expansions

In solving (22) our basic variables  $\Phi^{(s)}$  are expanded in terms of spin-weight  $s$  spherical harmonics  ${}_sY_\ell^m$  as

$$\Phi^{(s)}(T, R, \vartheta, \varphi) = \sum_{\ell=|s|}^{\ell_{max}} \sum_{m=-\ell}^{\ell} \phi_\ell^m(T, R) \cdot {}_sY_\ell^m(\vartheta, \varphi). \quad (32)$$

In this way (22) becomes a set of coupled  $(1+1)$ -dimensional linear wave equations for the expansion coefficients  $\phi_\ell^m(T, R)$ , whereas all the angular derivatives are evaluated analytically by making use of the  $\eth$  and  $\bar{\eth}$  operators (more details on spin-weighted spherical harmonics and the  $\eth$ ,  $\bar{\eth}$  operators can be found in Appendix B). The summation goes from  $\ell = |s|$  to some  $\ell = \ell_{max}$  value, which is chosen to be suitably large in order to keep the truncation error tolerably small (which, in practice, does correspond to numerical precision).

By applying standard order reduction techniques—by introducing  $(\phi_T)_\ell^m = \partial_T \phi_\ell^m$  and  $(\phi_R)_\ell^m = \partial_R \phi_\ell^m$  as additional dependent variables—a first order strongly hyperbolic system is introduced for a vector variable that is composed of the multipole expansion coefficients. These equations were evolved in our numerical code by applying the method of lines in a 4<sup>th</sup> order Runge-Kutta integrator, and also using a 6<sup>th</sup> order dissipation term for suppressing high frequency spurious solutions [5].

#### 3.2 The applied initial data

In solving (22) in any time-evolution scheme it is necessary to initialize  $\Phi^{(s)}$  by specifying, on some  $T = T_0 (\in \mathbb{R})$  initial data surface, a pair of functions  $(\phi^{(s)}, \phi_T^{(s)})$  such that  $\phi^{(s)} = \Phi^{(s)}|_{T=T_0}$  and  $\phi_T^{(s)} = (\partial_T \Phi^{(s)})|_{T=T_0}$  hold. In order to be able to uncover the coupling between various modes in (32), characterized by their multipole indices  $s, \ell, m$ , the applied initial data will always be a single mode excitation. In addition, they will be either ‘static’ or ‘purely dynamical’.

Accordingly, for some fixed values of the  $s, \ell, m$  indices, a single mode excitation type of initial data  $(\phi^{(s)}, \phi_T^{(s)})$  is called *static* (ST) if

$$(ST) : \begin{cases} \phi^{(s)}(R, \vartheta, \varphi) = \phi_\ell^m(T_0, R) \cdot {}_sY_\ell^m(\vartheta, \varphi) \\ \phi_T^{(s)}(R, \vartheta, \varphi) \equiv 0, \end{cases} \quad (33)$$

while it will be called *purely dynamical* (PD) if

$$(PD) : \begin{cases} \phi^{(s)}(R, \vartheta, \varphi) \equiv 0 \\ \phi_T^{(s)}(R, \vartheta, \varphi) = (\phi_T)_\ell^m(T_0, R) \cdot {}_s Y_\ell^m(\vartheta, \varphi), \end{cases} \quad (34)$$

hold on the  $T = T_0$  initial data surface, and no summation is meant in either (33) or in (34). Because of the linearity of the TME (22) and the use of single mode excitations, with multipole indices  $s, \ell, m$ , all the excited modes in (32) will share the  $s$  and  $m$  values. In what follows the  $\ell$ -parameter of the exciting mode will be distinguished by priming it, i.e. denoting it by  $\ell'$ , while the  $\ell$ -parameter of the excited modes will be referred to without priming.

The  $R$ -dependence of the non-vanishing part of the initial data— $\phi_{\ell'}^m(T_0, R)$  in the static case or  $(\partial_T \phi)_{\ell'}^m(T_0, R)$  in the purely dynamical case—is restricted by choosing it to be the ‘bump’ with center  $c$  and width  $w$

$$\mathcal{B}(R) = \begin{cases} \frac{2R}{1-R^2} \exp\left(-\frac{1}{R-c+w/2} + \frac{1}{R-c-w/2} + \frac{4}{w}\right), & \text{if } c - w/2 < R < c + w/2, \\ 0, & \text{otherwise.} \end{cases} \quad (35)$$

Note that  $\mathcal{B}(R)$  is a smooth function of compact support the parameters of which were fixed in our numerical simulations as  $c = 0.7$  and  $w = 0.1$ .

### 3.3 The late time behavior

Likewise in the case of spin zero fields—when monitored at certain fixed spatial locations—after an initial dynamical phase each of the excited modes  $\phi_\ell^m(T, R)$  go through a lasting quasi-normal ringing period which is supplemented by a late time tail behavior. In particular, this means that for sufficiently large values of  $T$ , the individual multipole expansion coefficients, at any fixed  $R = R_0$  spatial location, decrease as

$$\phi_\ell^m(T, R_0) \sim T^{-n}, \quad (36)$$

where  $n$  is a positive integer and the value of which may depend on all the involved parameters, i.e. , in general, it has the functional form  $n = n(s, \ell, m, \ell')$ .

#### 3.3.1 Earlier analytic and numerical results on the decay rates

In studying the tail behavior the functional form of the decay rate  $n = n(s, \ell, m, \ell')$  is at the centre of interest. In interpreting our numerical findings we may use as our reference frames two independent investigations prior to ours. Firstly, we may refer to the detailed analytic studies carried out by Hod [8, 9, 7]. Secondly, the accurate

numerical investigations carried out in [6] provide us important clues concerning the functional dependence of the decay rates.

Both of these investigations have some limitations in their scopes. For instance, the decay rates determined in [8, 9, 7], by using some Green's function based analytic arguments, apply only to purely dynamical initial data, i.e. no decay rates are derived therein for static initial data. It is worth also mentioning that—based on analogous analytic investigations carried out in [6] (see, in particular, Appendix B therein)—in certain (though very limited) subcases these estimates of Hod were claimed to be imprecise. The numerical studies in [6] were also somewhat restricted, as apart from some few special cases, they were limited to the study of axisymmetric configurations.

In spite of the slight limitations in their scopes—as the aforementioned investigations are also complementary to each other—they provide us important guidance in carrying out and interpreting our numerical results. Below we summarize the most important findings reported in [9] and in [6].

In particular, for purely dynamical initial data and for Green's function based analytic arguments the pertinent results can be summarized as follows.

- (1) At the horizon  $R = R_+$

$$n|_{R_+} = \begin{cases} \ell' + \ell + 3 + \alpha, & \text{if } \ell' = \ell_0, \ell_0 + 1 \\ \ell' + \ell + 1 + \alpha, & \text{if } \ell' > \ell_0 + 1, \end{cases} \quad (37)$$

where  $\ell_0 = \max\{|m|, |s|\}$  and  $\alpha = 0$  in all cases except if  $s > 0$  and  $m = 0$ , when  $\alpha = 1$ .

- (2) At finite intermediate spatial locations with  $R_+ < R < 1$  in most cases the values of  $n$  can be deduced from (37) by the substitution of  $\alpha = 0$ , i.e.

$$n|_{R_+ < R < 1} = \begin{cases} \ell' + \ell + 3 - \beta, & \text{if } \ell' = \ell_0, \ell_0 + 1 \\ \ell' + \ell + 1, & \text{if } \ell' > \ell_0 + 1, \end{cases} \quad (38)$$

where  $\beta = 0$  in all cases except if  $\ell' = \ell_0 + 1$  and  $m \neq 0$ , when  $\beta = 1$ .

- (3) At  $R = 1$ , representing future null infinity  $\mathcal{I}^+$ ,

$$n|_{R=1} = \begin{cases} \ell - s + 2 + \gamma, & \text{if } \ell' \leq \ell + 1 \\ \ell' - s, & \text{if } \ell' > \ell + 1, \end{cases} \quad (39)$$

where  $\gamma = 0$  in all cases except if  $m = 0$ ,  $\ell' = \ell_0 + 1$  and  $\ell = \ell_0$ , when  $\gamma = 1$ .

In case of static initial data we may only refer to the empirical results in [6] where, as mentioned above, the functional forms are limited to axially symmetric configurations with  $m = 0$ . The pertinent findings in [6] can be summarized as follows.

(1') At the horizon  $R = R_+$

$$n|_{R_+} = \begin{cases} \ell' + \ell + 3 + \alpha, & \text{if } \ell' = |s| \\ \ell' + \ell + 2 + \alpha, & \text{if } \ell' > |s|, \end{cases} \quad (40)$$

where now  $\alpha = 0$  in all cases except if  $s > 0$ , when  $\alpha = 1$ .

(2') At any finite intermediate spatial locations with  $R_+ < R < 1$  the values of  $n$  can be given as in (40), with the distinction that  $\alpha = 0$  in all possible cases.

(3') At  $R = 1$

$$n|_{R=1} = \begin{cases} \ell - s + 2, & \text{if } \ell' \leq \ell \\ \ell' - s + 1, & \text{if } \ell' > \ell. \end{cases} \quad (41)$$

As both the analytic and numerical setups outlined in the previous sections allow us to study non-axisymmetric configurations one of our main motivations in this paper is, beside verifying (40)-(41), if possible, to deduce the corresponding generalizations of these relations.

### 3.3.2 The local power index

As mentioned above the excited modes, following a long lasting quasi-normal ringing phase, all end up in a power law decay  $\phi_\ell^m \sim T^{-n}$  [6, 7, 12] as depicted in Fig. 1. The question is then how to determine the specific value of  $n$ . In practice, the value of the decay rate  $n$ —for each specific mode—is approximated by the local power index (LPI)  $\mu$  determined as

$$\mu = \frac{\partial \ln |\phi|}{\partial \ln T} = T \cdot \frac{\Re(\phi) \cdot \Re(\phi_T) + \Im(\phi) \cdot \Im(\phi_T)}{(\Re(\phi))^2 + (\Im(\phi))^2}, \quad (42)$$

where, for simplicity, the multipole indices  $\ell$  and  $m$  of  $\phi_\ell^m$  are suppressed. Note that, likewise the decay rate  $n$ , the local power index  $\mu$  also depends on the spatial location, as well as, on the multipole indices  $s, \ell, m$  and  $\ell'$  of the involved modes [6, 12].

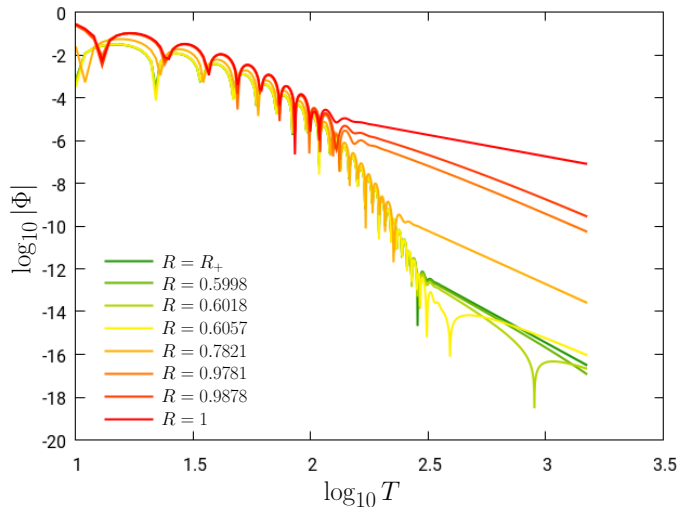


Figure 1: For the specific choice of excitation with multipole parameters  $s = -1, \ell' = 1, m = 0$  the time dependence of  $\ell = 1$  mode is depicted at the outer horizon  $R = R_+$ , at the  $R = 1$  line representing future null infinity, and at some intermediate  $R = \text{const}$  locations. At each fixed spatial location the initial long lasting quasi-normal oscillatory phase is supplemented by a specific power-law decay corresponding to some integer rate  $n$ .

## 4 Numerical results

The discussions up to this point are valid for any linear field of spin  $s$  satisfying the homogeneous Teukolsky master equation on a Kerr black hole background. In this section considerations will be restricted to the numerical investigations of linear fields of spin  $s = \pm 1, \pm 2$  and our numerical findings will be reviewed.

### 4.1 More specific settings

#### 4.1.1 The input parameters

In most of our numerical simulations the parameters of the Kerr background were fixed as  $M = 1$  and  $a = 0.5$ . A cutoff in the multipole expansion (32) at  $\ell_{\text{max}} = 8$  was found to be completely satisfactory for achieving the necessary precision. In many of the simulations the use of 1024 spatial grid-points on the  $[R_+, 1]$  interval was satisfactory (see Fig. 2), though, in most cases we used 2048 and there were also cases where the use 4098 spatial grid-points was more rewarding. As for the applied numerical precision, note that in most of our simulations the use of *long double* arithmetic was sufficient. Nevertheless, as for negative values of the spin parameter  $s$  the LPI values were always harder to be determined we used the computationally more expensive

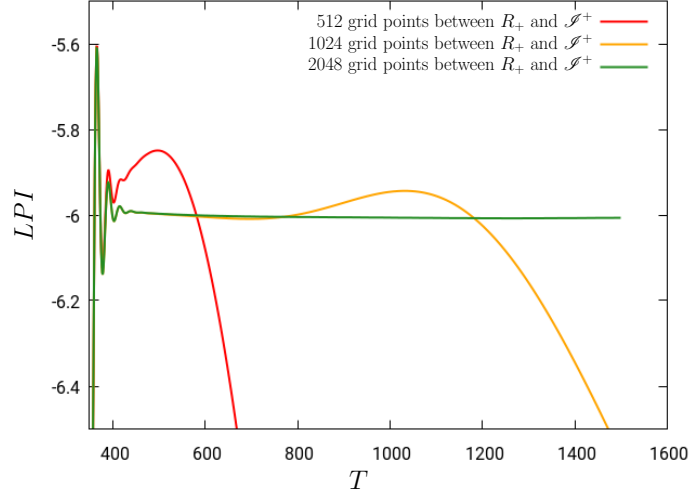


Figure 2: The  $T$ -dependence of local power index (LPI) of the  $\ell = 1$  excited mode is depicted for various resolutions. The multipole indices of applied static excitation were  $s = 1$ ,  $\ell' = 1$ ,  $m = 1$ . It is visible that the use of 512 spatial grid points does not even allow to get a hint on the correct value of LPI, whereas it is also clearly indicated that the higher the number of the involved grid points gets the more accurately determined the value of  $\mu$  becomes.

*quadruple* precision in those cases. Unfortunately, for negative  $s$ -values even the use of quadruple precision could not always guarantee the required level of precision at late time which, on the other hand, is essential to draw a conclusive result on the tail behavior. In many cases the pertinent LPIs could not even be determined despite that for positive values of the spin parameter the LPI values are already sufficiently accurate with the use of long double precision and, in general, with the use of lower spatial resolution.

#### 4.1.2 Assembling the determined LPIs

In the succeeding subsections our numerical findings will be reported. First the LPIs determined are collected in tables, then the implications of the observed phenomena are described briefly.

The tables of LPIs are given for various values of the relevant parameters. In particular,  $s = \pm 1, \pm 2$  with exciting modes,  $\ell'$ , and excited modes,  $\ell$ , both taking (the allowed) positive integer values from the interval  $1 \leq \ell', \ell \leq 5$ . The values of  $m$  will also be restricted to  $0, \pm 1, \pm 2$ .

In advance of turning to the contents of these tables note first that concerning the dependencies of the LPIs on the spin parameter  $s$  the following two cases have

significantly different characters. Whenever  $s < 0$  it suffices to determine the values of  $\mu$  at the outer horizon  $R = R_+$  and at the future null infinity  $R = 1$  as the LPIs relevant for the intermediate values  $R_+ < R < 1$  are exactly the same as those at the outer horizon  $R = R_+$ . As opposed to this, whenever  $s > 0$  the LPIs have a higher variety, i.e. the value of  $\mu$  at the intermediate locations  $R_+ < R < 1$  differs from that at the outer horizon  $R = R_+$  though asymptotically the LPI takes the same value for any intermediate finite locations  $R_+ < R < 1$ . As it is clearly indicated by the graphs on Fig. 3, for  $s > 0$ , the values of  $\mu$  have to be monitored not only at the outer horizon ( $R = R_+$ ) and at future null infinity ( $R = 1$ ), but for several intermediate  $R = \text{const}$  locations as well. Remarkably the closer the intermediate  $R$ -value is to

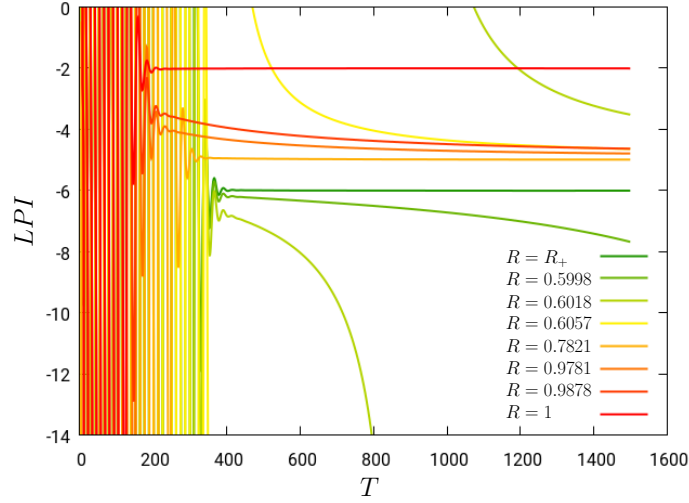


Figure 3: The  $R$ -dependence of the LPI values is depicted for mode with multipole indices  $s = 1, \ell = 1, m = 0$  that was yielded by applying a static initial excitation with  $\ell' = 1$ . The value of  $\mu$  at the outer horizon  $R = R_+$  is  $-6$  while it is  $-2$  at  $R = 1$  line representing future null infinity. It is also clearly indicated that the closer a finite intermediate spatial location with  $R_+ < R < 1$  is to the outer horizon  $R = R_+$  or to the  $R = 1$  line representing future null infinity the longer it takes to settle down to the pertinent sheared LPI value  $\mu = -5$ .

$R = R_+$  or to  $R = 1$ , the longer it takes to settle down to the LPI value that is relevant for pertinent intermediate locations.

In accordance with the above outlined observations the tables will be structured as follows: As for negative  $s$  (with  $s = -1$  or  $s = -2$ ) the LPI values at the horizon and intermediate finite locations are the same, for each slots labeled by  $\ell'$  and  $\ell$ , only the values “ $\mu_{R_+}$ ” at the horizon and “ $\mu_{\mathcal{J}^+}$ ” at future null infinity will be indicated by separating them with a vertical line in writing “ $\mu_{R_+} | \mu_{\mathcal{J}^+}$ ”. As for the positive  $s$  (with  $s = 1$  or  $s = 2$ ) the LPI values at the intermediate locations, with  $R_+ < R < 1$  differ

from that of  $\mu_{R_+}$  and  $\mu_{\mathcal{J}^+}$ , we arrange these three values by separating them with vertical lines in writing “ $\mu_{R_+} | \mu_R | \mu_{\mathcal{J}^+}$ ”. In practice, the LPI value indicated at the middle slot will always correspond to the one measured along the  $R = 0.88$  timeline.

There are various additional information indicated in the succeeding tables. Note first that in most of the cases the precise value of the LPIs could be determined in a clean way by making use of (42) (see also Figs. 1—3). Nevertheless, there were some cases where the limited accuracy at the very late time did not allow us to draw a clear conclusion this way. In such cases, instead of using (42), a line fitting on the log – log plots were applied in order to determine the approximate value of the LPIs relevant for the pertinent modes. Note that, as the output of this method does depend, for instance, on the choice of the sub-intervals where the fitting is carried out, the yielded LPI values have to be taken with some caveat. To warn the reader, the corresponding LPI values are always indicated by round brackets around the pertinent numbers, i.e. by writing  $(\mu)$  instead of  $\mu$ . We also have to admit that there were cases—especially for negative values of  $s$ —where neither of the above discussed methods could be sufficiently conclusive. All these cases will be indicated by filling up the pertinent slot, labeled by the  $\ell'$  and  $\ell$  values, by a question mark “?”.

## 4.2 Axially symmetric configurations

Note first that in [6] detailed numerical investigations of the axisymmetric case had been carried out. This gives us the opportunity to compare the observed LPI values and, thereby, to check the performance and the reliability of our code.

The LPIs obtained for the axially symmetric cases, with  $|s| = \pm 1, \pm 2$  and with  $m = 0$ , are assembled in Table 1, for  $|s| = \pm 1$ , and in Table 2, for  $|s| = \pm 2$ , while the most important features are spelled out in the highlighted explanations.

The most characteristic features which deserve notices are as follows:

1. The values of the LPIs at  $R_+$  and at intermediate locations,  $R_+ < R < 1$ , are always increased by one if the value of the excited mode  $\ell$  is increased by one.
2. The values of the LPIs at  $\mathcal{J}^+$  do not necessarily increase in an analogous, strictly monotonous way, though they never decrease either while the value of  $\ell$  is increased.
3. The above two observations imply that always the mode with the lowest possible  $\ell$  value decays at the slowest rate, though, at  $\mathcal{J}^+$  there may be some other  $\ell$ -modes which are also decaying with the same rate.
4. For  $s > 0$  the value  $\mu_{R_+}$  is always larger by one than the LPI at intermediate locations,  $R_+ < R < 1$ .



$\ell'$	$\ell=1$	2	3	4	5
1	5 4	6 5	7 6	8 7	9 8
2	5 4	6 5	7 6	8 (7)	9 ?
3	6 5	7 5	8 (5)	9 ?	10 ?
4	7 6	8 6	9 6	10 ?	11 ?
5	8 7	9 7	10 7	? ?	? ?

(a)  $s = -1$ , static initial data.

$\ell'$	$\ell=1$	2	3	4	5
1	6 5 2	7 6 3	8  7 4	9  8 5	10  9   6
2	6 5 2	7 6 3	8  7 4	9  8 5	10  9   6
3	7 6 3	8 7 3	9  8 4	10  9 5	11  10  (7)
4	8 7 4	9 8 4	10  9 4	11 10 ?	12  11  (7)
5	9 8 5	10 9 5	11 10 5	12 11 5	13 (12) (7)

(b)  $s = 1$ , static initial data.

$\ell'$	$\ell=1$	2	3	4	5
1	5 4	6 5	7  6	8   7	9 (9)
2	6 5	7 5	8  6	9   7	10 (8)
3	5 4	6 5	7  6	8   7	9  ?
4	6 5	7 5	8 (5)	9  (7)	10  ?
5	7 6	8 6	9  6	(10)  ?	?  ?

(c)  $s = -1$ , dynamic initial data.

$\ell'$	$\ell=1$	2	3	4	5
1	6 5 2	7 6 3	8 7 4	9  8  5	10  9  6
2	7 6 3	8 7 3	9 8 4	10  9  5	11  10  6
3	6 5 2	7 6 3	8 7 4	9  8  5	10  (8) 6
4	7 6 3	8 7 3	9 8 4	10  9  5	11  10  6
5	8 7 4	9 8 4	10 9 4	11 10 (4)	12 (10) 6

(d)  $s = 1$ , dynamic initial data.

Table 1:  $|s| = 1$ ,  $m = 0$

5. All the observations made in the previous point are in full agreement with the analytic results and numerical findings in [7] and [6], respectively.
6. For  $|s| = 2$  the most significant distinction is that the first row and the first column of the tables, signified by  $\ell'$ ,  $\ell$  slots, are missing as the corresponding modes are excluded by the fact that all the spin-weighted spherical harmonics with  $\ell < \max\{|s|, |m|\}$  are annihilated by the  $\tilde{\mathcal{O}}$  operator.

Note, finally, that in Table 1 there are seven numerically determined LPI values—they are indicated by boldface (in color by orange)—that differ from those which can be reduced from the rules laid down in [7, 6]. Notably, the difference is always one. Nevertheless, as these seven numbers are all in round brackets indicating that the corresponding estimates have to be taken with some caveats.

### 4.3 Non-axially symmetric configurations

Note that in the non-axisymmetric scenarios due to the fact that the spin-weighted spherical harmonics with  $\ell < \max\{|s|, |m|\}$  are annihilated by the  $\tilde{\mathcal{O}}$  operator the first row and the first column of the tables, signified by  $\ell'$ ,  $\ell$  slots, are always missing if either  $|m| = 2$  or  $|s| = 2$ . Nevertheless, for the sake of easier comparisons, between the axisymmetric and non-axisymmetric cases, we assembling the LPI values, using the interval  $1 \leq \ell', \ell \leq 5$ , as done previously.

$\ell'$	$\ell=1$	2	3	4	5
1	X	X	X	X	X
2	X	7 6	8 ?	9 ?	10 ?
3	X	7 6	8 ?	9 ?	10 ?
4	X	8 7	? ?	? ?	? ?
5	X	9 8	? ?	? ?	? ?

(a)  $s = -2$ , static initial data.

$\ell'$	$\ell=1$	2	3	4	5
1	X	X	X	X	X
2	X	8 7 2	9  8 3	10  9 4	11 10 5
3	X	8 7 2	9  8 3	10  9 4	11 10 5
4	X	9 8 3	10  9 3	11 10 4	12 11 5
5	X	10 9 4	11 10 4	12 11 4	13 12 5

(b)  $s = 2$ , static initial data.

$\ell'$	$\ell=1$	2	3	4	5
1	X	X	X	X	X
2	X	7 6	8 7	9 8	10 9
3	X	8 7	? ?	? ?	? ?
4	X	7 6	8 ?	9 ?	10 ?
5	X	8 7	? ?	? ?	? ?

(c)  $s = -2$ , dynamic initial data.

$\ell'$	$\ell=1$	2	3	4	5
1	X	X	X	X	X
2	X	8 7 2	9 8 3	10  9 4	11 10 5
3	X	9 8 3	10 9 3	11 10 4	12 11 5
4	X	8 7 2	9 8 ?	10  9 4	11 10 5
5	X	9 8 3	10 9 3	11 10 4	12 11 5

(d)  $s = 2$ , dynamic initial data.

Table 2:  $|s| = 2$ ,  $m = 0$

#### 4.3.1 $|m| = 1, 2$ with static initial data

In this subsection excitations generated by  $|m| = 1, 2$  modes with static initial data are considered. The main observations are discussed in some details below the tables.

$\ell'$	$\ell=1$	2	3	4	5
1	5 4	6 5	7 6	8 7	9 ?
2	5 4	6 5	7 6	8 (7)	9 ?
3	6 5	7 5	8 6	9 (6)	10 ?
4	7 6	8 6	9 6	10 ?	11 ?
5	8 7	9 7	10 7	? ?	? ?

(a)  $s = -1$ ,  $m = 1$

$\ell'$	$\ell=1$	2	3	4	5
1	5 5 2	6 6 3	7  7 4	8  8 5	9  9   6
2	5 5 2	6 6 3	7  7 4	8  8 5	9  9   6
3	6 6 3	7 7 3	8  8 4	9  9 5	10  10   6
4	7 7 4	8 8 4	9  9 4	10 10 5	11  11  (6)
5	8 8 5	9 9 5	10 10 5	11 11 5	12 (12) (6)

(b)  $s = 1$ ,  $m = 1$

$\ell'$	$\ell=1$	2	3	4	5
1	5 4	6 5	7 6	8 7	9 ?
2	5 4	6 5	7 6	8 ?	9 ?
3	6 5	7 5	8 6	9 ?	10 ?
4	7 6	8 6	9 6	10 ?	11 ?
5	8 7	9 7	10 7	? ?	? ?

(c)  $s = -1$ ,  $m = -1$

$\ell'$	$\ell=1$	2	3	4	5
1	5 5 2	6 6 3	7 7 4	8 8 5	9 9 6
2	5 5 2	6 6 3	7 7 4	8 8 5	9 9 6
3	6 6 3	7 7 3	8 8 4	9 9 5	10 10 6
4	7 7 4	8 8 4	9 9 4	10 10 5	11 11 (6)
5	8 8 5	9 9 5	10 10 5	11 11 5	12 (12) (6)

(d)  $s = 1$ ,  $m = -1$

Table 3:  $|s| = 1$ ,  $|m| = 1$  with static initial data

1. Now even for positive values of  $s$ , i.e. for  $s = 1$  and  $s = 2$ , the pertinent LPI values at the horizon and the LPI values at intermediate locations coincide.

$\ell'$	$\ell=1$	2	3	4	5
1	X	X	X	X	X
2	X	7 5	8 6	9 7	10 ?
3	X	7 5	8 6	9 (7)	10 ?
4	X	8 6	9 6	10 ?	10 ?
5	X	9 7	10 7	? ?	? ?

(a)  $s = -1, m = 2$

$\ell'$	$\ell=1$	2	3	4	5
1	X	X	X	X	X
2	X	7 5	8 6	9 7	10 ?
3	X	7 5	8 6	9 (7)	10 ?
4	X	8 6	9 6	10 ?	11 ?
5	X	9 7	10 7	? ?	? ?

(c)  $s = -1, m = -2$

$\ell'$	$\ell=1$	2	3	4	5
1	X	X	X	X	X
2	X	7 7 3	8  8 4	9  9 5	10  10  6
3	X	7 7 3	8  8 4	9  9 5	10  10  6
4	X	8 8 4	9  9 4	10 10 5	11  11  6
5	X	9 9 5	10 10 5	11 11 5	12 (12) 6

(b)  $s = 1, m = 2$

$\ell'$	$\ell=1$	2	3	4	5
1	X	X	X	X	X
2	X	7 7 3	8 8 4	9 9 5	10 10 6
3	X	7 7 3	8 8 4	9 9 5	10 10 6
4	X	8 8 4	9 9 4	10 10 5	11 11 6
5	X	9 9 5	10 10 5	11 11 5	12 (12) 6

(d)  $s = 1, m = -2$

Table 4:  $|s| = 1, |m| = 2$  with static initial data

$\ell'$	$\ell=1$	2	3	4	5
1	X	X	X	X	X
2	X	7 6	8 7	9 8	10 ?
3	X	7 6	8 ?	9 ?	10 ?
4	X	8 7	? ?	? ?	? ?
5	X	9 8	? ?	? ?	? ?

(a)  $s = -2, m = 1$

$\ell'$	$\ell=1$	2	3	4	5
1	X	X	X	X	X
2	X	7 6	8 7	9 8	10 ?
3	X	7 6	8 ?	9 ?	10 ?
4	X	8 7	? ?	? ?	? ?
5	X	9 8	? ?	? ?	? ?

(c)  $s = -2, m = -1$

$\ell'$	$\ell=1$	2	3	4	5
1	X	X	X	X	X
2	X	7 7 2	8  8 3	9  9 4	10 10 5
3	X	7 7 2	8  8 3	9  9 4	10 10 5
4	X	8 8 3	9  9 3	10 10 4	11 11 5
5	X	9 9 4	10 10 4	11 11 4	12 12 5

(b)  $s = 2, m = 1$

$\ell'$	$\ell=1$	2	3	4	5
1	X	X	X	X	X
2	X	7 7 2	8  8 3	9  9 4	10 10 5
3	X	7 7 2	8  8 3	9  9 4	10 10 5
4	X	8 8 3	9  9 3	10 10 4	11 11 5
5	X	9 9 4	10 10 4	11 11 4	12 12 5

(d)  $s = 2, m = -1$

Table 5:  $|s| = 2, |m| = 1$ , static initial data

- For any fixed value of  $s$  the LPIs are independent of the sign of  $m$ .
- The LPI values  $\mu_{R_+}$  at the horizon are also independent of the sign of  $s$ . As opposed to this, the LPI values  $\mu_{\mathcal{J}^+}$  at future null infinity depend on the sign of  $s$  such that the values of  $\mu_{\mathcal{J}^+}$  relevant for negative  $s$  is always larger by  $2|s|$  than the pertinent LPI values  $\mu_{\mathcal{J}^+}$  for positive  $s$ .
- The LPI values  $\mu_{R_+}$  and  $\mu_{\mathcal{J}^+}$ , relevant for the considered non-axisymmetric case, are pairwise equal to the LPI values at intermediate locations,  $R_+ < R < 1$  and  $\mu_{\mathcal{J}^+}$  relevant for the corresponding axially symmetric configurations

$\ell'$	$\ell=1$	2	3	4	5
1	X	X	X	X	X
2	X	7 6	8 7	9 8	10 9
3	X	7 6	8 ?	9 ?	10 ?
4	X	8 7	? ?	? ?	? ?
5	X	9 8	? ?	? ?	? ?

(a)  $s = -2, m = 2$

$\ell'$	$\ell=1$	2	3	4	5
1	X	X	X	X	X
2	X	7 7 2	8 8 3	9 9 4	10 10 5
3	X	7 7 2	8 8 3	9 9 4	10 10 5
4	X	8 8 3	9 9 3	10 10 4	11 11 5
5	X	9 9 4	10 10 4	11 11 4	12 12 5

(b)  $s = 2, m = 2$

$\ell'$	$\ell=1$	2	3	4	5
1	X	X	X	X	X
2	X	7 6	8 7	9 8	10 9
3	X	7 6	8 ?	9 ?	10 ?
4	X	8 7	? ?	? ?	? ?
5	X	9 8	? ?	? ?	? ?

(c)  $s = -2, m = -2$

$\ell'$	$\ell=1$	2	3	4	5
1	X	X	X	X	X
2	X	7 7 2	8 8 3	9 9 4	10 10 5
3	X	7 7 2	8 8 3	9 9 4	10 10 5
4	X	8 8 3	9 9 3	10 10 4	11 11 5
5	X	9 9 4	10 10 4	11 11 4	12 12 5

(d)  $s = 2, m = -2$

Table 6:  $|s| = 2, |m| = 2$ , static initial data

(discussed in the previous section).

#### 4.3.2 $|m| = 1, 2$ with purely dynamical initial data

The excitations generated by purely dynamical initial data are visibly more interesting. This gets to be transparent, for instance, when  $\ell' = \ell_0 + 1$ . In this case the Green function based argument of Hod [7] was intended to be corrected by results in [6]. Nevertheless, our findings indicate that the corresponding LPI values in certain subcases do really desire more careful inspections. It turned out that in some subcases—the relevant slots and values are highlighted by boldface (in color: green) characters in the tables below—neither the predictions in [7] nor in [6] are correct. In some other cases that original proposals made in [7] are found to be more adequate than the values proposed in [6].

1. As in other cases the LPI values at the horizon  $R_+$  are always increased at least by one while the value of  $\ell$  increasing by one.
2. The LPI values at future null infinity  $\mathcal{I}^+$  do not necessarily increase though they never decrease while the value of  $\ell$  increased.
3. For any fixed value of  $s$  the LPIs are independent of the sign of  $m$ .
4. The LPI values  $\mu_{R_+}$  at the horizon are independent of the sign of the spin parameter  $s$ .

$\ell'$	$\ell=1$	2	3	4	5
1	5 4	6 5	7 6	8 7	9 (8)
2	<b>5</b>  4	<b>6</b>  5	<b>7</b>  6	<b>8</b>  7	? (8)
3	5 4	6 5	7 6	8 (7)	9 ?
4	6 5	7 5	8 6	9 (7)	10 ?
5	7 6	8 6	9 6	<b>(9)</b>  ?	? ?

(a)  $s = -1, m = 1$

$\ell'$	$\ell=1$	2	3	4	5
1	5 4	6 5	7 6	8 7	9 (8)
2	<b>5</b>  4	6 5	<b>7</b>  6	<b>8</b>  7	<b>9</b>  8)
3	5 4	6 5	7 6	8 (7)	9 ?
4	6 5	7 5	8 6	9 ?	10 ?
5	7 6	8 6	9 6	10 ?	? ?

(c)  $s = -1, m = -1$

$\ell'$	$\ell=1$	2	3	4	5
1	5 5 2	6 6 3	7  7 4	8  8 5	9  9   6
2	<b>5</b>  5 2	<b>6</b>   <b>7</b>  3	<b>7</b>   <b>8</b>  4	<b>8</b>   <b>9</b>  5	<b>9</b>   <b>10</b>   6
3	5 5 2	6 6 3	7 (7) 4	8  ? 5	9  ?   6
4	6 6 3	7 7 3	8  8 4	9 9 5	10  10   6
5	7 7 4	8 8 4	9  9 4	10 10 (5)	11  11  (6)

(b)  $s = 1, m = 1$

$\ell'$	$\ell=1$	2	3	4	5
1	5 5 2	6 6 3	7 7 4	8 8 5	9 9 6
2	<b>5</b>  5 2	<b>6</b>   <b>7</b>  3	<b>7</b>   <b>8</b>  4	<b>8</b>   <b>9</b>  5	<b>9</b>   <b>10</b>  6
3	5 5 2	6 6 3	7 ? 4	8 ? 5	9 ? 6
4	6 6 3	7 7 3	8 8 4	9 9 5	10 10 6
5	7 7 4	8 8 4	9 9 4	10 10 5	11 11 6

(d)  $s = 1, m = -1$

Table 7:  $|s| = 1, |m| = 1$  with purely dynamical initial data

$\ell'$	$\ell=1$	2	3	4	5
1	X	X	X	X	X
2	X	7 5	8 6	9 7	10 ?
3	X	<b>7</b>  5	9 6	10 7	11 ?
4	X	7 5	8 6	9 ?	10 ?
5	X	8 6	9 6	10 ?	11 ?

(a)  $s = -1, m = 2$

$\ell'$	$\ell=1$	2	3	4	5
1	X	X	X	X	X
2	X	7 5	8 6	9 7	10 ?
3	X	<b>7</b>  5	? 6	? 7	? ?
4	X	7 5	8 6	9 ?	10 ?
5	X	8 6	9 6	10 ?	11 ?

(c)  $s = -1, m = -2$

$\ell'$	$\ell=1$	2	3	4	5
1	X	X	X	X	X
2	X	7 7 3	8  8 4	9  9 5	10  10   6
3	X	<b>7</b>  7 3	<b>8</b>   <b>9</b>  4	<b>9</b>   <b>10</b>  5	<b>10</b>   <b>11</b>   6
4	X	7 7 3	8  8 4	9  ? 5	10  ?   6
5	X	8 8 4	9  9 4	10 10 5	11 (11) 6

(b)  $s = 1, m = 2$

$\ell'$	$\ell=1$	2	3	4	5
1	X	X	X	X	X
2	X	7 7 3	8 8 4	9 9 5	10 10 6
3	X	<b>7</b>  7 3	<b>8</b>   <b>9</b>  4	<b>9</b>   <b>10</b>  5	<b>10</b>   <b>11</b>  6
4	X	7 7 3	8 8 4	9  ? 5	10  ? 6
5	X	8 8 4	9 9 4	10 10 5	11 ? 6

(d)  $s = 1, m = -2$

Table 8:  $|s| = 1, |m| = 2$  with purely dynamical initial data

5. As above, the LPI values  $\mu_{\mathcal{S}^+}$  do depend on the sign of  $s$  such that the value of  $\mu_{\mathcal{S}^+}$  relevant for negative  $s$  is always larger by  $2|s|$  than the LPI value  $\mu_{\mathcal{S}^+}$  pertinent to the corresponding positive  $s$ .

Concerning the two Green function based arguments we draw the following conclusions from our numerical findings:

6. In the  $\ell' = \ell_0 + 1$  row the LPI values  $\mu_{R^+}$  at the horizon, for  $s < 0$  with  $\ell = \ell_0$ , or for  $s > 0$  with arbitrary  $\ell$ , are systematically smaller by one than predicted

$\ell'$	$\ell=1$	2	3	4	5
1	X	X	X	X	X
2	X	7 6	8 7	9 8	10 9
3	X	? ?	? ?	? ?	? ?
4	X	7 6	8 ?	9 ?	10 ?
5	X	8 7	? ?	? ?	? ?

(a)  $s = -2, m = 1$

$\ell'$	$\ell=1$	2	3	4	5
1	X	X	X	X	X
2	X	7 7 2	8  8 3	9  9 4	10 10 5
3	X	7 7 2	8  9 3	9 10 4	10 11 5
4	X	7 7 2	8  8 3	9  9 4	10 10 5
5	X	8 8 3	9  9 3	10 10 4	11 11 5

(b)  $s = 2, m = 1$

$\ell'$	$\ell=1$	2	3	4	5
1	X	X	X	X	X
2	X	7 6	8 7	9 8	10 9
3	X	? ?	? ?	? ?	? ?
4	X	7 6	8 ?	9 ?	10 ?
5	X	8 7	? ?	? ?	? ?

(c)  $s = -2, m = -1$

$\ell'$	$\ell=1$	2	3	4	5
1	X	X	X	X	X
2	X	7 7 2	8  8 3	9  9 4	10 10 5
3	X	7 7 2	8  9 3	9 10 4	10 11 5
4	X	7 7 2	8  8 3	9  9 4	10 10 5
5	X	8 8 3	9  9 3	10 10 4	11 11 5

(d)  $s = 2, m = -1$

Table 9:  $|s| = 2, |m| = 1$ , purely dynamical initial data

$\ell'$	$\ell=1$	2	3	4	5
1	X	X	X	X	X
2	X	7 6	8 7	9 8	10 9
3	X	7 6	? ?	? ?	? ?
4	X	7 6	8 ?	9 ?	10 ?
5	X	8 7	? ?	? ?	? ?

(a)  $s = -2, m = 2$

$\ell'$	$\ell=1$	2	3	4	5
1	X	X	X	X	X
2	X	7 7 2	8 8 3	9 9 4	10 10 5
3	X	7 7 2	8 9 3	9 10 4	10 11 5
4	X	7 7 2	8 8 3	9 9 4	10 10 5
5	X	8 8 3	9 9 3	10 10 4	11 11 5

(b)  $s = 2, m = 2$

$\ell'$	$\ell=1$	2	3	4	5
1	X	X	X	X	X
2	X	7 6	8 7	9 8	10 9
3	X	7 6	? ?	? ?	? ?
4	X	7 6	8 ?	9 ?	10 ?
5	X	8 7	? ?	? ?	? ?

(c)  $s = -2, m = -2$

$\ell'$	$\ell=1$	2	3	4	5
1	X	X	X	X	X
2	X	7 7 2	8 8 3	9 9 4	10 10 5
3	X	7 7 2	8 9 3	9 10 4	10 11 5
4	X	7 7 2	8 8 3	9 9 4	10 10 5
5	X	8 8 3	9 9 3	10 10 4	11 11 5

(d)  $s = 2, m = -2$

Table 10:  $|s| = 2, |m| = 2$ , purely dynamical initial data

in [6]. They, in fact, for dynamical initial data take exactly the values as they did, for the same setting of the parameters, in the static case.

- For  $s > 0$  apart from  $\ell' = \ell_0 + 1$  the values  $\mu_{R+}$  and the LPI values at intermediate locations,  $R_+ < R < 1$ , are always equal to each other. In the  $\ell' = 2$  subcase, however, the relation  $\mu_{R+} = \mu_R + 1$  holds, i.e. the numerical value  $\mu_R$  at intermediate locations is smaller by one than the value predicted in [6].
- For the slot with  $\ell' = \ell_0 + 1$  and  $\ell = \ell_0$  our numerically determined values for  $\mu_{\mathcal{S}+}$  are consistent with the predictions made in [6].

All in all it appears that in the very limited subcase with  $\ell' = \ell_0 + 1$  there are certain special circumstances where neither the predictions made in [7] nor those made in [6] are supported by our numerical findings. The corresponding subcase would definitely desire more thoughtful analytic inspections.

#### 4.4 Energy and angular momentum conservation

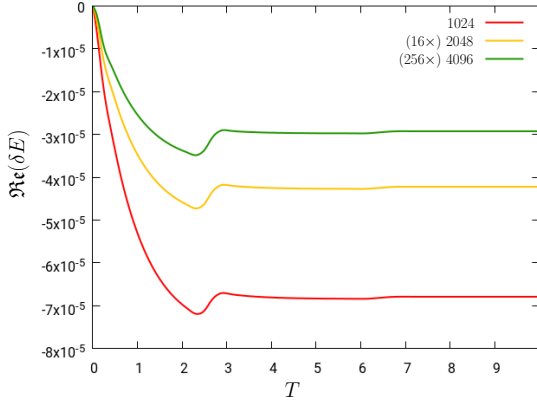
As it was shown in [15], to any pair of spin  $s$  and  $-s$  solutions of the Teukolsky master equations there always exist some conserved canonical ‘energy’ and ‘angular momentum’ type currents. Since the corresponding vector fields  $E^a$  and  $J^a$  are divergence free, i.e.  $\nabla_a E^a = 0$  and  $\nabla_a J^a = 0$ , by constructions, are complex, they also provide us two complex balance relations as formulated, in subsection 2.3, by (29) and (30), or by (31), along with its correspondent yielded by the replacement of  $E^a$  by  $J^a$  in (31). All in all, the real and imaginary parts of these two complex balance relations give us four real ones and these four together provide us—in addition to the conventional checks such as the numerical convergence rate—a very important verification of the correctness and robustness of our numerical results.

In this subsection first these energy and angular momentum balance relations will be applied. In particular, on the panels of Fig. 4 the time dependence of the real and imaginary parts of the numerical errors

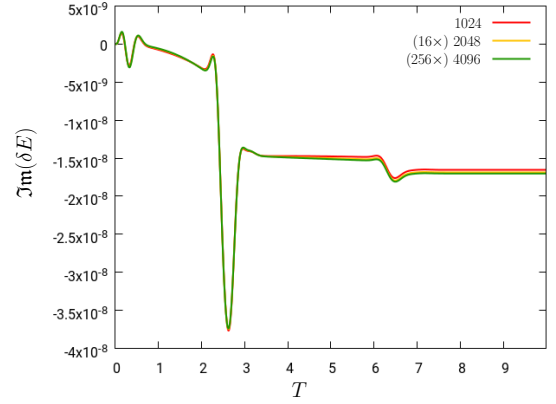
$$\delta E = \int_{\partial\Omega} n_\mu E^\mu \quad \text{and} \quad \delta J = \int_{\partial\Omega} n_\mu J^\mu \quad (43)$$

are plotted against time. The applied rectangular domain of integration  $\Omega$  is bounded by an initial time slice,  $T = T_i$ , and by a running  $T$ -slice, and also by the null cylinders at the horizon,  $R = R_+$ , and at future null infinity at  $R = 1$ , respectively. Note that on analytic grounds the integrals  $\delta E$  and  $\delta J$  in the balance relations in (43) should vanish identically. Accordingly, they have to be (and they are expected to stay) small if the numerical implementation is correct. It is also important to be emphasized that on each of the panels in Fig. 4 the aforementioned time dependencies are plotted for three different resolutions, with 1024, 2048, 4096 spatial grid points. In this respect the panels in Fig. 4 are not only to demonstrate that the real and imaginary parts of the balance relations (29) and (30) hold at a satisfactorily accurate level but also to make it transparent that our numerical implementation has a fourth order convergence rate—even in the considered highly complicated expressions deduced from the numerically determined basic variables—as it should happen as a fourth order accurate Runge-Kutta time integrator is applied in the  $T - R$  section. To make this transparent the numerical values of  $\delta E$  and  $\delta J$  relevant for the resolutions 2048 and 4096 are multiplied by 16 and 256, respectively.

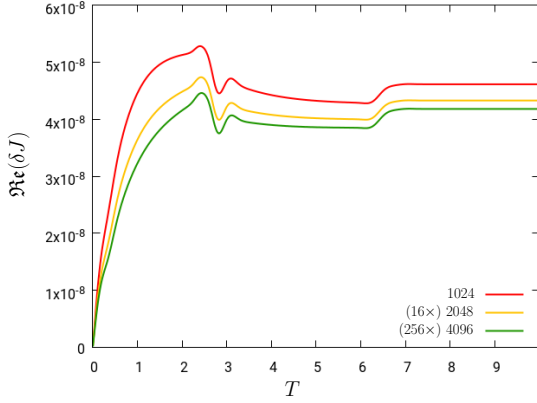
The conserved currents  $E^a$  and  $J^a$  can also be used to analyze transport in the ‘energy’ and ‘angular momentum’ type quantities, and we shall do so in the rest of



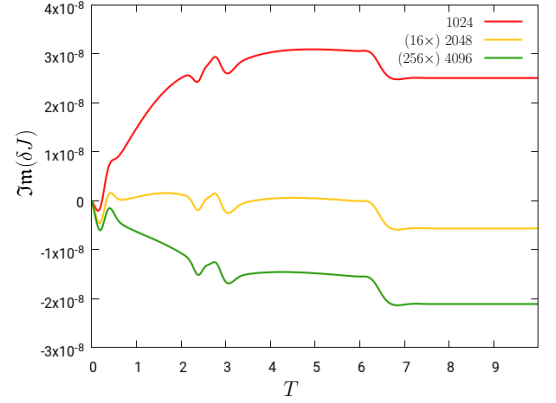
(a) The time dependence of the real part  $\Re(\delta E)$  of energy balance relation  $\delta E$  is plotted for three resolutions. The convergence rate is slightly better than 4.



(b) The time dependence of the imaginary part  $\Im(\delta E)$  of energy balance relation  $\delta E$  is depicted for three resolutions. The convergence rate is exactly 4.



(c) The time dependence of the real part  $\Re(\delta J)$  of angular momentum balance relation  $\delta J$  is shown. The convergence rate is seen to be slightly better than 4.



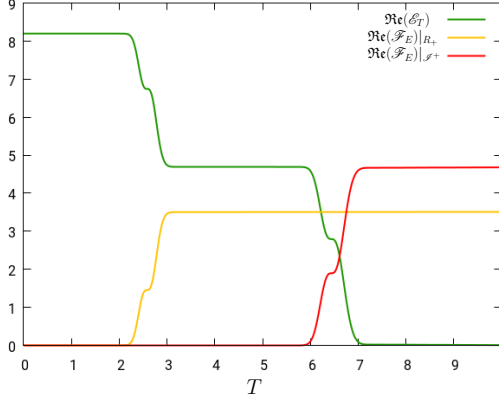
(d) The time dependence of the imaginary part  $\Im(\delta J)$  of angular momentum balance relation  $\delta J$  is shown. The convergence rate remains close to 4.

Figure 4: The time dependence of the real and imaginary parts of the energy and angular momentum balance relations,  $\delta E$  and  $\delta J$ , are shown, respectively. This is done, on each of the panels, for three different resolutions, with 1024, 2048, 4096 spatial grid points. In order to make it transparent that our numerical implementation, as desired, is of fourth order accurate the numerical values of  $\delta E$  and  $\delta J$  relevant for the resolutions 2048 and 4096 are multiplied by 16 and 256, respectively.

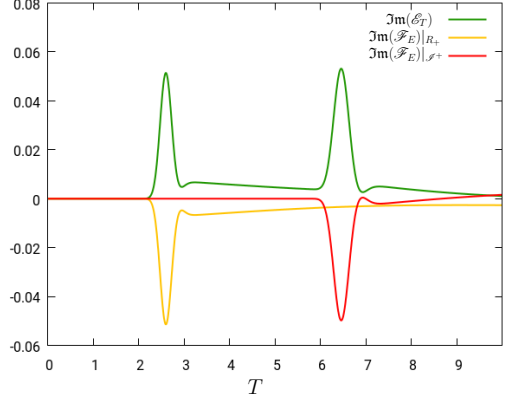
this subsection. Nevertheless, in advance of doing so it is important to emphasize that these currents, apart from the spin weight  $s = 0$  case, are not defined for individual fields but only for a pair of spin weight  $s$  and  $-s$  solutions to the Teukolsky master equation. This restriction applies even though the spin weight  $s$  and  $-s$  solutions can be generic, i.e. they could completely be independent of each other.

On the panels in Fig. 5 the time dependence of the real and imaginary parts of

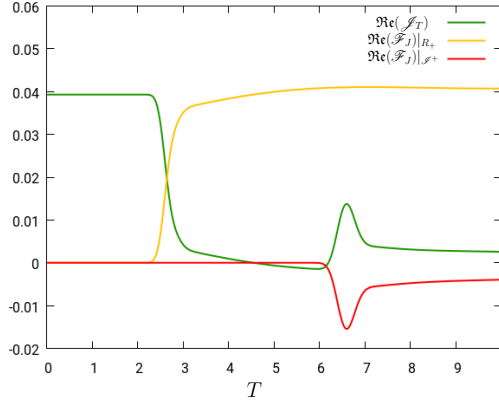




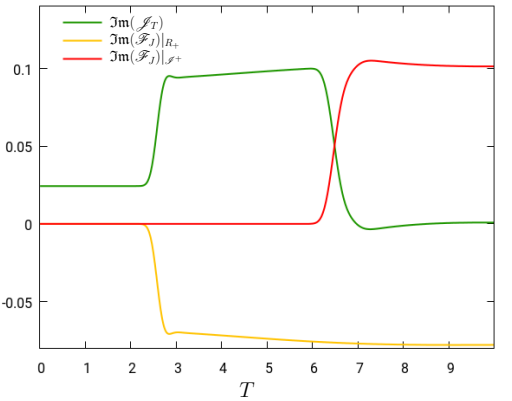
(a) The time dependence of the real part  $\Re(\mathcal{E}_T)$  of the total energy  $\mathcal{E}_T$ , along with the real part  $\Re(\mathcal{F}_E)$  of the integrated energy flow  $\mathcal{F}_E$ , evaluated at  $R_+$  and at  $\mathcal{I}^+$ , is plotted. It is visible that first about half of the energy stored by the initial data is leaving the domain of outer communication via the black hole event horizon. The other half leaves later through future null infinity  $\mathcal{I}^+$ .



(b) The imaginary part  $\Im(\mathcal{E}_T)$  of the total energy  $\mathcal{E}_T$ , along with the imaginary part  $\Im(\mathcal{F}_E)$  of the integrated energy flow  $\mathcal{F}_E$ , evaluated at  $R_+$  and at  $\mathcal{I}^+$ , is plotted against time. Two spikes are visible on this figure which occur exactly when the pulses go through the event horizon and through future null infinity. Apart from these spikes the transport processes here remain small scale.



(c) The time dependence of the real part  $\Re(\mathcal{J}_T)$  of the total angular momentum  $\mathcal{J}_T$ , along with the real part  $\Re(\mathcal{F}_J)$  of the integrated energy flow  $\mathcal{F}_J$ , evaluated at  $R_+$  and at  $\mathcal{I}^+$ , is plotted. The angular momentum drops significantly by the loss through the black hole event horizon which is followed by some negative flow through null infinity. Notably, there is more angular momentum in the system at  $T = 10$  than around  $T = 5$ .



(d) The imaginary part  $\Im(\mathcal{J}_T)$  of the total angular momentum  $\mathcal{J}_T$ , along with the real part  $\Re(\mathcal{F}_J)$  of the integrated energy flow  $\mathcal{F}_J$ , evaluated at  $R_+$  and at  $\mathcal{I}^+$ , is plotted against time. The losses here are of opposite sign w.r.t. the real part, i.e. the flow through the black hole event horizon negative whereas the flow through null infinity is positive. These losses almost emptying the the imaginary part of the total angular momentum.

Figure 5: The time dependence of the real and imaginary parts of the ‘total energy’  $\mathcal{E}_T$  and ‘total angular momentum’  $\mathcal{J}_T$ , as well as, those of the corresponding flows  $\mathcal{F}_E$  and  $\mathcal{F}_J$  are depicted. Though only the initial parts of the time evolution are shown on these plots, they make transparent about 99% of the pertinent transport processes.

the total ‘energy’ and ‘angular momentum’,

$$\mathcal{E}_T = \int_{\Sigma_T} n_a^{(T)} E^a \sqrt{|h_T|} dR d\vartheta d\varphi \quad \text{and} \quad \mathcal{J}_T = \int_{\Sigma_T} n_a^{(T)} J^a \sqrt{|h_T|} dR d\vartheta d\varphi, \quad (44)$$

where  $\Sigma_T$  signifies the  $T = \text{const}$  slices, as well as, the time dependence of the integrals of the corresponding flows

$$\mathcal{F}_E = \int_{Cyl_{R,T}} n_a^{(R)} E^a \sqrt{|h_R|} dT d\vartheta d\varphi \quad \text{and} \quad \mathcal{F}_J = \int_{Cyl_{R,T}} n_a^{(R)} J^a \sqrt{|h_R|} dT d\vartheta d\varphi, \quad (45)$$

where the later integrals are supposed to be evaluated at the cylinders  $R_+ \times [T_i, T]$ , at the black hole event horizon, and  $R_{\mathcal{I}^+} \times [T_i, T]$ , at future null infinity, are plotted respectively. These plots are showing only the initial parts of the time evolution, nevertheless, as 99% of the transport processes happens in the corresponding initial intervals these plots are informative about the characteristic features.

Even though the spin weight  $s$  and  $-s$  solutions to the Teukolsky master equation may be completely independent in our simulations they were yielded by applying exactly the same  $R$ -dependent bumpy profile (35), with exactly the same parameters, as described in subsection 3.2. Probably for this reason there is a striking similarity between the real parts of the ‘energy’ and ‘angular momentum’ type transport processes, as depicted on panels (a) and (c) on Fig. 5, and between the corresponding figures, Fig. (5) and (7), in [12] depicting the true energy and angular momentum transport processes relevant for a single spin weight zero scalar field investigated in details in [12].

In closing this subsection note that it is of obvious interest to know what happens with the conserved currents and with their integrals under the flip  $a \mapsto -a$  of the sign of the rotation parameter of the background Kerr spacetime. Remarkably only the following two flipping are induced by this transformation. Notably, a flipping happens in the signs of the imaginary part  $\mathfrak{Im}(\mathcal{E}_T)$  of the total energy  $\mathcal{E}_T$  and with the imaginary part  $\mathfrak{Im}(\mathcal{F}_E)$  of the integrated energy flow  $\mathcal{F}_E$ , evaluated at  $R_+$  and at  $\mathcal{I}^+$ , whereas a completely analogous flipping happens in the real part  $\mathfrak{Re}(\mathcal{J}_T)$  of the total angular momentum  $\mathcal{J}_T$  and with the real part  $\mathfrak{Re}(\mathcal{F}_J)$  of the integrated energy flow  $\mathcal{F}_J$ , evaluated at  $R_+$  and at  $\mathcal{I}^+$ . The sign flips in the real part of the angular momentum integrals seems to be in accordance with intuition as under the flip  $a \mapsto -a$  of the rotation parameter the background Kerr black hole gets to be counter rotating with respect to the spin  $s$  and  $-s$  solutions of the Teukolsky master equation.

## 5 Final remarks

The time evolution and the late-time behavior of spin- $s$  fields, with  $s = \pm 1, \pm 2$ , on fixed Kerr background was examined numerically. The applied mathematical setup incorporates the techniques of conformal compactification and the hyperbolic initial

value formulation of these spin- $s$  fields. A new code was introduced that was developed based on the two-parameters foliation of the Kerr background by topological two-spheres as determined by the Boyer-Lindquist  $t = \text{const}$  and  $r = \text{const}$  level surfaces. The angular dependencies, along the foliating two-surfaces, were treated by applying multipole expansions of the basic variables in terms of spin weighted spherical harmonics, by which the applied method gets to be fully spectral in these angular directions. In the complementary time-radial section the method of lines in a fourth order accurate Runge-Kutta time integration scheme was applied.

The time evolution of purely static and purely dynamical initial data were investigated. The asymptotic decay rates were evaluated at the black hole event horizon, in the domain of outer communication and at future null infinity. This was done systematically by scanning through significantly wide range of the input and output parameters  $\ell', m, s, \ell$ . The deduced decay rates were compared to those which were deduced prior to our investigations. In particular, our most important findings can be summarized as follows by referring to the results covered by [9, 8, 7] and [6].

As noted earlier in case of static initial data we could compare our numerical results with those deduced also numerically in [6]. The only limitation in doing so is that (apart from a few exceptions) the decay exponents were determined in [6] only for axially symmetric configurations with  $m = 0$ . Remarkably, if the notation  $\ell_0 = \max\{|m|, |s|\}$  is applied here—this was used previously only in case of purely dynamical configurations in subsection 3.3.1—and replace  $|s|$  by  $\ell_0 = \max\{|m|, |s|\}$  everywhere in (40)-(41), these were deduced only for axially symmetric configurations, the corresponding rules proposed in [6] for purely static initial data all extend automatically to the fully general configurations. Accordingly, for static configurations our findings—these are collected in Tables 1-a, 1-b, 2-a, 2-b, for axisymmetric configurations with  $m = 0$ , and in Tables 3, 4, 5, 6 for non-axisymmetric configurations with  $m \neq 0$ —can be summarized as follows.

(ST1) At the horizon  $R = R_+$

$$n|_{R_+} = \begin{cases} \ell' + \ell + 3 + \alpha, & \text{if } \ell' = \ell_0 \\ \ell' + \ell + 2 + \alpha, & \text{if } \ell' > \ell_0, \end{cases} \quad (46)$$

where—now as it was in (37)— $\ell_0 = \max\{|m|, |s|\}$  and  $\alpha = 0$  in all cases except if  $s > 0$  and  $m = 0$ , when  $\alpha = 1$ .

(ST2) At any finite intermediate spatial locations with  $R_+ < R < 1$

$$n|_{R_+} = \begin{cases} \ell' + \ell + 3, & \text{if } \ell' = \ell_0 \\ \ell' + \ell + 2, & \text{if } \ell' > \ell_0, \end{cases} \quad (47)$$

(ST3) Finally, at future null infinity signified by  $R = 1$

$$n|_{R=1} = \begin{cases} \ell - s + 2, & \text{if } \ell' \leq \ell \\ \ell' - s + 1, & \text{if } \ell' > \ell. \end{cases} \quad (48)$$

As for the solutions of the Teukolsky master equation starting with purely dynamical initial data, as indicated earlier, the situation gets more involved at least in certain subcases.

(PD1) For instance, at the horizon with  $R = R_+$ , for  $m \neq 0$  and  $\ell' = \ell_0 + 1$  the decay rates based on our numerical findings disagree with the former predictions regardless whether they were deduced in [7] or in [6]. The corresponding rules supported by our numerical findings at the horizon  $R = R_+$ —they are indicated by the values in second non-trivial lines in Tables 7,8,9 and 10—are more detailed than they were previously—see e.g. in (37)—and they can be given as follows.

$$n|_{R_+} = \begin{cases} \ell' + \ell + 3 + \alpha, & \text{if } \ell' = \ell_0 \\ \ell' + \ell + 3 + \alpha - \delta, & \text{if } \ell' = \ell_0 + 1 \\ \ell' + \ell + 1 + \alpha, & \text{if } \ell' > \ell_0 + 1, \end{cases} \quad (49)$$

where  $\ell_0 = \max\{|m|, |s|\}$  and  $\alpha = 0$  in all cases except if  $s > 0$  and  $m = 0$ , when  $\alpha = 1$ , and also  $\delta = 1$  in all cases except if  $s < 0$ ,  $|m| = 2$  and  $\ell \neq \ell_0$ —corresponding to the first non-trivial columns in the sub-tables *a* and *c* of Tables 7,8,9 and 10—, when  $\delta = 0$ .

(PD2) At finite intermediate spatial locations with  $R_+ < R < 1$  concerning the conflict in the values predicted in [7] and in [6] decay rates we found—see Tables 7,8,9 and 10—that our numerical values favor the ones proposed in [6] against those proposed in [7]. For this reason a slightly modified version  $\tilde{\beta}$  of the parameter  $\beta$ , applied originally in (38), is used here.  $\tilde{\beta}$  is defined such that  $\tilde{\beta} = 0$  for almost all cases except if  $m \neq 0$ ,  $\ell = \ell_0$  and  $\ell' = \ell_0 + 1$ —these cases are indicated by the sub-tables *b* and *d* of Tables 7,8,9 and 10—, when  $\tilde{\beta} = 1$ . Accordingly, the pertinent decay rates are given then as follows.

$$n|_{R_+ < R < 1} = \begin{cases} \ell' + \ell + 3 - \tilde{\beta}, & \text{if } \ell' = \ell_0, \ell_0 + 1 \\ \ell' + \ell + 1, & \text{if } \ell' > \ell_0 + 1. \end{cases} \quad (50)$$

(PD3) At  $R = 1$ , representing future null infinity  $\mathcal{I}^+$ , all of our pertinent numerical findings—they are collected in Tables 7,8,9 and 10—support the consistent

predictions made in [7] and [6], i.e. the following rules apply

$$n|_{R=1} = \begin{cases} \ell - s + 2 + \gamma, & \text{if } \ell' \leq \ell + 1 \\ \ell' - s, & \text{if } \ell' > \ell + 1, \end{cases} \quad (51)$$

where  $\gamma = 0$  in all cases except if  $m = 0$ ,  $\ell' = \ell_0 + 1$  and  $\ell = \ell_0$ , when  $\gamma = 1$ .

The apparent dependence of the decay rate on the value of the azimuthal parameter  $m$  at the horizon  $R = R_+$  indicate that there may be interesting features which will definitely desire further investigations. The clear up of this, along with possibly some other interesting issues, is, however, out of the scope of the present paper and they are left for future studies.

## Acknowledgments

The first and third authors, KCs and GZsT, were supported in part by the NKFIH grants K-115434 and K-116505, respectively. IR was supported by the POLONEZ programme of the National Science Centre of Poland which has received funding from the European Union's Horizon 2020 research and innovation programme under the Marie Skłodowska-Curie grant agreement No. 665778.



## Appendices

The succeeding appendices are to provide the explicit form of the expressions mentioned and applied in the main part of the discussions of the foregoing sections. Also we give a brief summary on the use of spin-weighted spherical harmonics.

### A The homogeneous TME

As mentioned in Subsection 2.2, after regularization the homogeneous Teukolsky master equation takes the form

$$\begin{aligned} \partial_{TT}\Phi^{(s)} = \frac{1}{\mathcal{A} + \mathcal{B} \cdot Y_2^0} & \left[ c_{RR} \cdot \partial_{RR}\Phi^{(s)} + c_{TR} \cdot \partial_{TR}\Phi^{(s)} + c_{T\varphi} \cdot \partial_{T\varphi}\Phi^{(s)} + c_{R\varphi} \cdot \partial_{R\varphi}\Phi^{(s)} \right. \\ & \left. + c_{\vartheta\vartheta} \cdot \bar{\partial}\partial\Phi^{(s)} + c_T \cdot \partial_T\Phi^{(s)} + i c_{Ty} Y_1^0 \cdot \partial_T\Phi^{(s)} + c_R \cdot \partial_R\Phi^{(s)} + c_\varphi \cdot \partial_\varphi\Phi^{(s)} + c_0 \cdot \Phi^{(s)} \right]. \end{aligned}$$

All the involved  $R$ -dependent coefficients are listed below. In particular,  $\mathcal{A}$  and  $\mathcal{B}$  are

$$\mathcal{A} = \mathfrak{a} + \mathfrak{b}/3 \quad \text{and} \quad \mathcal{B} = \frac{4}{3} \sqrt{\frac{\pi}{5}} \mathfrak{b} \quad \text{where} \quad (\text{A.1})$$

$$\mathfrak{a} = -4R \left( A_0 + A_1 R + A_2 R^2 + A_3 R^3 + A_4 R^4 + A_5 R^5 + A_6 R^6 \right) \quad (\text{A.2})$$

$$A_0 = -M \quad (\text{A.3})$$

$$A_1 = a^2 - 1 + 4a^2 M - 5M + 4a^2 M^2 - 8M^2 \quad (\text{A.4})$$

$$A_2 = a^2 - 1 + 4a^2 M - 11M + 4a^2 M^2 - 24M^2 - 16M^3 \quad (\text{A.5})$$

$$A_3 = -4a^2 M + M - 8a^2 M^2 - 8M^2 - 16M^3 \quad (\text{A.6})$$

$$A_4 = -4a^2 M - 8a^2 M^2 + 8M^2 + 16M^3 \quad (\text{A.7})$$

$$A_5 = 4a^2 M^2 + 16M^3 \quad (\text{A.8})$$

$$A_6 = 4a^2 M^2 \quad (\text{A.9})$$

$$\mathfrak{b} = a^2(1 + R)(R^2 + 1)^2. \quad (\text{A.10})$$

The rest of the involved coefficients are as

$$c_{RR} = \frac{1}{4}(1 + R)(R^2 - 1)^2(c_{RR0} + c_{RR1}R + c_{RR2}R^2 + c_{RR3}R^3 + c_{RR4}R^4) \quad (\text{A.11})$$

$$c_{RR0} = a^2 \quad (\text{A.12})$$

$$c_{RR1} = -4M \quad (\text{A.13})$$

$$c_{RR2} = -2(a^2 - 2) \quad (\text{A.14})$$

$$c_{RR3} = 4M \quad (\text{A.15})$$

$$c_{RR4} = a^2 \quad (\text{A.16})$$

$$c_{TR} = 2R(1+R) \left[ c_{TR0} + c_{TR1}R + c_{TR2}R^2 + c_{TR3}R^3 + c_{TR4}R^4 + c_{TR5}R^5 + c_{TR6}R^6 \right] \quad (\text{A.17})$$

$$c_{TR0} = -a^2 - 2a^2M + 2M \quad (\text{A.18})$$

$$c_{TR1} = 4M(1+2M) \quad (\text{A.19})$$

$$c_{TR2} = 2(a^2 - 2 + 3a^2M - 4M) \quad (\text{A.20})$$

$$c_{TR3} = -4M(1+4M) \quad (\text{A.21})$$

$$c_{TR4} = -a^2 - 6a^2M + 6M \quad (\text{A.22})$$

$$c_{TR5} = 8M^2 \quad (\text{A.23})$$

$$c_{TR6} = 2a^2M \quad (\text{A.24})$$

$$c_{T\varphi} = 4aR(1+R)(1+R^2)(-1-2M+2MR^2) \quad (\text{A.25})$$

$$c_{R\varphi} = a(1+R^2)(R-1)^2(R+1)^3 \quad (\text{A.26})$$

$$c_{\vartheta\vartheta} = (1+R)(R^2+1)^2 \quad (\text{A.27})$$

$$c_T = \frac{1}{1+R^2} \left( c_{T0} + c_{T1}R + c_{T2}R^2 + c_{T3}R^3 + c_{T4}R^4 + c_{T5}R^5 + c_{T6}R^6 + c_{T7}R^7 + c_{T8}R^8 + c_{T9}R^9 \right) \quad (\text{A.28})$$

$$c_{T0} = a^2 + 2a^2M - 2M - 2Ms \quad (\text{A.29})$$

$$c_{T1} = a^2 + 2a^2M - 2M - 4s - 6Ms - 8M^2s \quad (\text{A.30})$$

$$c_{T2} = 5a^2 - 4 + 12a^2M - 14M + 4s + 6Ms - 8M^2s \quad (\text{A.31})$$

$$c_{T3} = 5a^2 - 4 + 12a^2M - 30M - 48M^2 - 8s + 2Ms - 8M^2s \quad (\text{A.32})$$

$$c_{T4} = -5a^2 + 4 - 24a^2M + 10M - 48M^2 + 8s + 18Ms - 8M^2s \quad (\text{A.33})$$

$$c_{T5} = -5a^2 + 4 - 24a^2M + 26M + 32M^2 - 4s + 22Ms + 8M^2s \quad (\text{A.34})$$

$$c_{T6} = -a^2 + 4a^2M + 6M + 32M^2 + 4s + 10Ms + 8M^2s \quad (\text{A.35})$$

$$c_{T7} = -a^2 + 4a^2M + 6M + 16M^2 + 14Ms + 8M^2s \quad (\text{A.36})$$

$$c_{T8} = 2M(3a^2 + 8M + 4Ms) \quad (\text{A.37})$$

$$c_{T9} = 6a^2M \quad (\text{A.38})$$

$$c_{Ty} = -4a(1+R)(R^2+1)^2s\sqrt{\frac{\pi}{3}} \quad (\text{A.39})$$

$$c_R = \frac{1}{2R(1+R^2)}(R-1)(R+1)^2 \left( c_{R0} + c_{R1}R + c_{R2}R^2 + c_{R3}R^3 + c_{R4}R^4 + c_{R5}R^5 + c_{R6}R^6 + c_{R7}R^7 + c_{R8}R^8 \right) \quad (\text{A.40})$$

$$c_{R0} = a^2 \quad (\text{A.41})$$

$$c_{R1} = -2M(1+s) \quad (\text{A.42})$$

$$c_{R2} = 3a^2 + 4s \quad (\text{A.43})$$

$$c_{R3} = -2M(7+s) \quad (\text{A.44})$$

$$c_{R4} = -7a^2 + 12 + 8s \quad (\text{A.45})$$

$$c_{R5} = 2M(5+s) \quad (\text{A.46})$$

$$c_{R6} = a^2 + 4 + 4s \quad (\text{A.47})$$

$$c_{R7} = 2M(3+s) \quad (\text{A.48})$$

$$c_{R8} = 2a^2 \quad (\text{A.49})$$

$$c_\varphi = \frac{1}{R}a(R-1)(R^2+1)^2(R+1)^2 \quad (\text{A.50})$$

$$c_0 = \frac{1}{2R^2}(R-1)(R^2+1)^2(R+1)^2(-a^2 + 2MR + a^2R^2 + 2MRs). \quad (\text{A.51})$$

## B Spin-weighted spherical harmonics

One of the advantages of applying the multipole expansion

$$\Phi^{(s)}(T, R, \vartheta, \varphi) = \sum_{\ell=|s|}^{\infty} \sum_{m=-\ell}^{\ell} \phi_\ell^m(T, R) \cdot {}_sY_\ell^m(\vartheta, \varphi) \quad (\text{B.1})$$

in terms of spin-weight  $s$  spherical harmonics  ${}_sY_\ell^m$  is that all the angular derivatives in (22) can be evaluated analytically. This is done by making use of the  $\bar{\partial}$  and  $\bar{\bar{\partial}}$  operators which act on a function  $f$  of spin-weight  $s$  as

$$\bar{\partial}f = -\sin^s\vartheta \left( \partial_\vartheta + \frac{i}{\sin\vartheta} \partial_\varphi \right) (\sin^{-s}\vartheta \cdot f) \quad (\text{B.2})$$

$$\bar{\bar{\partial}}f = -\sin^{-s}\vartheta \left( \partial_\vartheta - \frac{i}{\sin\vartheta} \partial_\varphi \right) (\sin^s\vartheta \cdot f). \quad (\text{B.3})$$

It is straightforward to check that for their commutator the relation

$$(\bar{\bar{\partial}}\bar{\partial} - \bar{\partial}\bar{\bar{\partial}})f = 2s f \quad (\text{B.4})$$



holds. It is also important to be mentioned that all the  $\vartheta$ -derivatives present in the Laplace-Beltrami operator relevant for spin  $s$  fields are contained by the operator  $\bar{\partial}\partial$  as the relation

$$\bar{\partial}\partial f = \partial_{\vartheta\vartheta} f + \cot \vartheta \partial_{\vartheta} f + \frac{1}{\sin^2 \vartheta} \partial_{\varphi\varphi} f + 2i s \frac{\cot \vartheta}{\sin \vartheta} \partial_{\varphi} f + s(1 - s \cot^2 \vartheta) f \quad (\text{B.5})$$

can be seen to hold.

In addition, the spin-weighted spherical harmonics  ${}_s Y_{\ell}^m$  are eigenfunctions of the operators  $\bar{\partial}\partial$  and  $\partial_{\varphi}$  and their spin-weight is shifted by  $\bar{\partial}$  and  $\partial$ , as they satisfy

$$\bar{\partial} {}_s Y_{\ell}^m = \sqrt{(\ell - s)(\ell + s + 1)} \cdot {}_{s+1} Y_{\ell}^m \quad (\text{B.6})$$

$$\partial {}_s Y_{\ell}^m = -\sqrt{(\ell + s)(\ell - s + 1)} \cdot {}_{s-1} Y_{\ell}^m \quad (\text{B.7})$$

$$\bar{\partial}\partial {}_s Y_{\ell}^m = -(\ell - s)(\ell + s + 1) \cdot {}_s Y_{\ell}^m \quad (\text{B.8})$$

$$\partial_{\varphi} {}_s Y_{\ell}^m = i m \cdot {}_s Y_{\ell}^m. \quad (\text{B.9})$$

Note that as  $\bar{\partial} {}_l Y_{\ell}^m = 0$  for  $s = l$  and  $\bar{\partial} {}_{-l} Y_{\ell}^m = 0$  for  $s = -l$ , all the spin-weighted spherical harmonics  ${}_s Y_{\ell}^m$  with  $l < |s|$  vanish.

Using these relations it is also straightforward to check that the spin-weighted spherical harmonics can be generated by the spin raising  $\bar{\partial}$  and the spin lowering  $\partial$  operators, starting with the conventional (zero spin-weight) spherical harmonics  $Y_{\ell}^m$ , as

$${}_s Y_{\ell}^m = \sqrt{\frac{(\ell - s)!}{(\ell + s)!}} \cdot \bar{\partial}^s Y_{\ell}^m \quad (\text{B.10})$$

if  $0 \leq s \leq l$ , and

$${}_s Y_{\ell}^m = (-1)^s \sqrt{\frac{(\ell + s)!}{(\ell - s)!}} \cdot \partial^{-s} Y_{\ell}^m \quad (\text{B.11})$$

if  $0 > s \geq -l$ . Note finally that the complex conjugation acts as

$$\overline{{}_s Y_{\ell}^m} = (-1)^{s+m} {}_{-s} Y_{\ell}^{-m}. \quad (\text{B.12})$$

In virtue of equation (22) one of the coefficients involves a multiplication by  $Y_1^0$ , whereas a division by the expression  $\mathcal{A} + \mathcal{B} \cdot Y_2^0$  has also to be performed. Concerning multiplications, as it was explained in great detail in the appendices of [3], once we have the expansion of scalar variables in terms of spherical harmonics the products of these variables can easily be evaluated by making use of the Gaunt coefficients  $G_{\ell_1 \ell_2 \ell_3}^{m_1 m_2 m_3} = \int Y_{\ell_1}^{m_1} Y_{\ell_2}^{m_2} Y_{\ell_3}^{m_3} \sin \vartheta d\vartheta d\varphi$ . Notably completely analogous arguments apply when our spin  $s$  variables are expanded in terms of spin-weighted spherical harmonics. The corresponding Gaunt coefficients—which now acquire three additional spin indices—can be given as

$${}_{s_1 s_2 s_3} G_{\ell_1 \ell_2 \ell_3}^{m_1 m_2 m_3} = \int {}_{s_1} Y_{\ell_1}^{m_1} \cdot {}_{s_2} Y_{\ell_2}^{m_2} \cdot {}_{s_3} Y_{\ell_3}^{m_3} \sin \vartheta d\vartheta d\varphi, \quad (\text{B.13})$$

which can also be expressed via the Wigner-3j symbols as

$${}_{s_1 s_2 s_3} G_{\ell_1 \ell_2 \ell_3}^{m_1 m_2 m_3} = \sqrt{\frac{(2\ell_1 + 1)(2\ell_2 + 1)(2\ell_3 + 1)}{4\pi}} \times \begin{pmatrix} \ell_1 & \ell_2 & \ell_3 \\ -s_1 & -s_2 & -s_3 \end{pmatrix} \begin{pmatrix} \ell_1 & \ell_2 & \ell_3 \\ m_1 & m_2 & m_3 \end{pmatrix}. \quad (\text{B.14})$$

Then, in particular, the product  $Y_{\ell_1}^0 \cdot {}_s Y_{\ell_2}^m$  can be evaluated as

$$Y_{\ell_1}^0 \cdot {}_s Y_{\ell_2}^m = \sum_{\ell_3=|\ell_1-\ell_2|}^{\ell_1+\ell_2} (-1)^{s+m} \cdot {}_0 s-s G_{\ell_1 \ell_2 \ell_3}^{0 m-m} \cdot {}_s Y_{\ell_3}^m. \quad (\text{B.15})$$

As for the division by the term  $\mathcal{A} + \mathcal{B} \cdot Y_2^0$ , note that by following the ideas introduced in [3] (see also [10, 12]) the division by this term can also be traced back to multiplications. The essential observation made in [3] was that the Neumann series expansion

$$A^{-1} = \sum_{k=0}^{\infty} (1 - A)^k \quad (\text{B.16})$$

can be applied to do so. In particular, by replacing  $A$  with  $1 + x$ , where  $x = \mathcal{B}/\mathcal{A} \cdot Y_2^0$ , and by choosing the value  $k_{max}$  sufficiently large—as the term  $\mathcal{B}/\mathcal{A} \cdot Y_2^0$ , for any value of  $\vartheta$ , is much smaller than one—the approximate relation

$$\left[ 1 + (\mathcal{B}/\mathcal{A}) \cdot Y_2^0 \right]^{-1} \approx \sum_{k=0}^{k_{max}} \left[ -(\mathcal{B}/\mathcal{A}) \cdot Y_2^0 \right]^k \quad (\text{B.17})$$

holds. Note that in practice numerical precision with an error tolerance  $10^{-20}$  does not require the use of more than  $k_{max} = 12$  terms in this series.

## C The conserved currents

In order to evaluate the energy and angular momentum balance relations we need the explicit form of  $\sqrt{|h_T|} n_a^{(T)} E^a$ ,  $\sqrt{|h_R|} n_a^{(R)} E^a$ ,  $\sqrt{|h_T|} n_a^{(T)} J^a$  and  $\sqrt{|h_R|} n_a^{(R)} J^a$ . The following subsections are to list the explicit form of the implemented expressions.

### C.1 Energy density

$$\begin{aligned} \sqrt{|h_T|} n_a^{(T)} E^a &= (c_{TT} + c_{TTy} Y_2^0) \partial_T \Phi^{(s)} \partial_T \Phi^{(-s)} + c_{\vartheta\vartheta} (\Phi^{(s)} \overleftrightarrow{\partial\partial} \Phi^{(-s)} + \Phi^{(-s)} \overleftrightarrow{\partial\partial} \Phi^{(s)}) \\ &+ c_{R\varphi} (\partial_R \Phi^{(s)} \partial_\varphi \Phi^{(-s)} + \partial_\varphi \Phi^{(s)} \partial_R \Phi^{(-s)}) + c_{RR} \partial_R \Phi^{(s)} \partial_R \Phi^{(-s)} \\ &+ (c_R + s c_{Rs}) \Phi^{(s)} \partial_R \Phi^{(-s)} + (c_R - s c_{Rs}) \Phi^{(-s)} \partial_R \Phi^{(s)} \\ &+ c_\varphi (\Phi^{(s)} \partial_\varphi \Phi^{(-s)} + \Phi^{(-s)} \partial_\varphi \Phi^{(s)}) + c_0 \Phi^{(s)} \Phi^{(-s)}, \end{aligned} \quad (\text{C1.1})$$

where

$$c_{TT} = \frac{1}{6(1+R)R^2(1+R^2)} \left( a^2(1+R)[-1+2(5+24M+24M^2)R^2 \right. \\ \left. - (1+48M+96M^2)R^4 + 48M^2R^6] + 12R[-(R(1+R)) \right. \\ \left. + M(-1-5R-11R^2+R^3) + 8M^2R(-1-3R-R^2+R^3) \right. \\ \left. + 16M^3(-1+R)R^2(R+1)^2] \right) \quad (C1.2)$$

$$c_{TTy} = -\frac{2a^2(1+R^2)}{3R^2} \sqrt{\frac{\pi}{5}} \quad (C1.3)$$

$$c_{\vartheta\vartheta} = \frac{1+R^2}{4R^2} \quad (C1.4)$$

$$c_{R\varphi} = -\frac{a(R^2-1)^2}{4R^2} \quad (C1.5)$$

$$c_{RR} = -\frac{(R^2-1)^2(4R(R+M(R^2-1)) + a^2(R^2-1)^2)}{8R^2(1+R^2)} \quad (C1.6)$$

$$c_R = -\frac{(R^2-1)(a^2(R^2-1)^2 + 2R(2R+2M(R^2-1)))}{8R^3} \quad (C1.7)$$

$$c_{Rs} = -\frac{(R^2-1)(4R^2-2MR+2MR^3)}{8R^3} \quad (C1.8)$$

$$c_\varphi = -\frac{a(-1+R^4)}{4R^3} \quad (C1.9)$$

$$c_0 = -\frac{(1+R^2)(4R(R+M(R^2-1)) + a^2(R^2-1)^2)}{8R^4} \quad (C1.10)$$

## C.2 Energy current

$$\sqrt{|h_R|} n_a^{(R)} E^a = c_{TT} \partial_T \Phi^{(s)} \partial_T \Phi^{(-s)} + c_{TR} (\partial_T \Phi^{(s)} \partial_R \Phi^{(-s)} + \partial_T \Phi^{(-s)} \partial_R \Phi^{(s)}) \\ + c_{T\varphi} (\partial_T \Phi^{(s)} \partial_\varphi \Phi^{(-s)} + \partial_\varphi \Phi^{(s)} \partial_T \Phi^{(-s)}) \\ + (c_T + s c_{Ts}) \Phi^{(s)} \partial_T \Phi^{(-s)} + (c_T - s c_{Ts}) \Phi^{(-s)} \partial_T \Phi^{(s)}, \quad (C2.1)$$

where

$$c_{TT} = \frac{1}{R + R^3} (a^2(-1 + 2M(R^2 - 1))(R^2 - 1)^2 + 2(-2R^2 + 4M^2R(R^2 - 1)^2 + M(1 + 4R + 3R^2)(R - 1)^2)) \quad (C2.2)$$

$$c_{TR} = \frac{(R^2 - 1)^2(4R(R + M(R^2 - 1)) + a^2(R^2 - 1)^2)}{8R^2(1 + R^2)} \quad (C2.3)$$

$$c_{T\varphi} = \frac{a(R^2 - 1)^2}{4R^2} \quad (C2.4)$$

$$c_T = \frac{(R^2 - 1)(a^2(R^2 - 1)^2 + 2R(2R + 2M(R^2 - 1)))}{8R^3} \quad (C2.5)$$

$$c_{Ts} = \frac{(R^2 - 1)(4R^2 - 2MR + 2MR^3)}{8R^3} \quad (C2.6)$$

### C.3 Angular momentum density

$$\begin{aligned} \sqrt{|h_T|} n_a^{(T)} J^a = & (c_{T\varphi} + c_{T\varphi y} Y_2^0) (\partial_T \Phi^{(s)} \partial_\varphi \Phi^{(-s)} + \partial_\varphi \Phi^{(s)} \partial_T \Phi^{(-s)}) \\ & + c_{R\varphi} (\partial_R \Phi^{(s)} \partial_\varphi \Phi^{(-s)} + \partial_\varphi \Phi^{(-s)} \partial_R \Phi^{(s)}) + c_{\varphi\varphi} \partial_\varphi \Phi^{(s)} \partial_\varphi \Phi^{(-s)} \\ & + (c_\varphi + s(c_{\varphi s} + c_{\varphi y} i Y_1^0)) \Phi^{(s)} \partial_\varphi \Phi^{(-s)} \\ & + (c_\varphi - s(c_{\varphi s} + c_{\varphi y} i Y_1^0)) \Phi^{(-s)} \partial_\varphi \Phi^{(s)}, \end{aligned} \quad (C3.1)$$

where

$$\begin{aligned} c_{R\varphi} = & \frac{1}{2(R + R^3)} \left( a^2(-1 + 2M(R^2 - 1))(R^2 - 1)^2 \right. \\ & \left. + 2(-2R^2 + 4M^2R(R^2 - 1)^2 + M(1 + 4R + 3R^2)(R - 1)^2) \right) \end{aligned} \quad (C3.2)$$

$$\begin{aligned} c_{T\varphi} = & \frac{1}{6(1 + R)R^2(1 + R^2)} \left( a^2(1 + R)(-1 + 2(5 + 24M + 24M^2)R^2 \right. \\ & - (1 + 48M + 96M^2)R^4 + 48M^2R^6) + 12R[-R(1 + R) \\ & + M(-1 - 5R - 11R^2 + R^3) + 8M^2R(-1 - 3R - R^2 + R^3) \\ & \left. + 16M^3(-1 + R)R^2(R + 1)^2] \right) \end{aligned} \quad (C3.3)$$

$$c_{T\varphi y} = - \frac{2a^2(1 + R^2)}{3R^2} \sqrt{\frac{\pi}{5}} \quad (C3.4)$$

$$c_{\varphi\varphi} = \frac{2a(-1 + 2M(R^2 - 1))}{R} \quad (C3.5)$$

$$c_\varphi = \frac{1}{2R^2(R^2 - 1)} \left( a^2(R^2 - 1)^2(2M(R^2 - 1) - 1) \right. \\ \left. + 2(4M^2R(R^2 - 1)^2 - 2R^2 + M(R - 1)^2(1 + 4R + 3R^2)) \right) \quad (\text{C3.6})$$

$$c_{\varphi s} = \frac{(4M^2(R - 1)R(R + 1)^2 + M(7R^3 + 5R^2 - 3R - 1) + 2(R - 1)R)}{2R^2(R + 1)} \quad (\text{C3.7})$$

$$c_{\varphi y} = -\frac{a(R^2 + 1)}{R^2} \sqrt{\frac{\pi}{3}} \quad (\text{C3.8})$$

## C.4 Angular momentum current

$$\sqrt{|h_R|} n_a^{(R)} J^a = c_{R\varphi} \left( \partial_R \Phi^{(s)} \partial_\varphi \Phi^{(-s)} + \partial_R \Phi^{(-s)} \partial_\varphi \Phi^{(s)} \right) + c_{\varphi\varphi} \partial_\varphi \Phi^{(s)} \partial_\varphi \Phi^{(-s)} \\ + c_{T\varphi} \left( \partial_T \Phi^{(s)} \partial_\varphi \Phi^{(-s)} + \partial_\varphi \Phi^{(s)} \partial_T \Phi^{(-s)} \right) \\ + (c_\varphi + s c_{\varphi s}) \Phi^{(s)} \partial_\varphi \Phi^{(-s)} + (c_\varphi - s c_{\varphi s}) \Phi^{(-s)} \partial_\varphi \Phi^{(s)}, \quad (\text{C4.1})$$

where

$$c_{R\varphi} = \frac{(R^2 - 1)^2(4R(R + M(R^2 - 1)) + a^2(R^2 - 1)^2)}{8R^2(1 + R^2)} \quad (\text{C4.2})$$

$$c_{T\varphi} = \frac{1}{2(R + R^3)} \left( a^2(-1 + 2M(R^2 - 1))(R^2 - 1)^2 + 2(-2R^2 + 4M^2R(R^2 - 1)^2 \right. \\ \left. + M(1 + 4R + 3R^2)(R - 1)^2) \right) \quad (\text{C4.3})$$

$$c_{\varphi\varphi} = \frac{a(R^2 - 1)^2}{2R^2} \quad (\text{C4.4})$$

$$c_\varphi = \frac{(R^2 - 1) \left( a^2(R^2 - 1)^2 + 2R(2M(R^2 - 1) + 2R) \right)}{8R^3} \quad (\text{C4.5})$$

$$c_{\varphi s} = \frac{(R^2 - 1)(2MR^3 - 2MR + 4R^2)}{8R^3} \quad (\text{C4.6})$$

## References

- [1] Lars Andersson, Thomas Bäckdahl, Pieter Blue, and Siyuan Ma. Stability for linearized gravity on the Kerr spacetime. *arXiv:1903.03859*, page 99p, 2019.
- [2] D. Bini, C. Cherubini, R. T. Jantzen, and R. J. Ruffini. Teukolsky master equation: De Rham wave equation for the gravitational and electromagnetic fields in vacuum. *Prog. Theor. Phys.*, 107:967–992, 2002.
- [3] P. Csizmadia, A. László, and I. Rácz. On the Use of Multipole Expansion in Time Evolution of Non-linear Dynamical Systems and Some Surprises Related to Superradiance. *Class. Quant. Grav.*, 30:015010, 2013.

- [4] Mihalis Dafermos, Gustav Holzegel, and Igor Rodnianski. Boundedness and decay for the Teukolsky equation on Kerr spacetimes I: the case  $|a| \ll M$ . *arXiv:1711.07944*, page 84p, 2017.
- [5] Gustafsson, B. and Kreiss, H.-O. and Oliger, J. *Time-Dependent Problems and Difference Methods, Second Edition*. 1995.
- [6] E. Harms, S. Bernuzzi, and Bernd Bruggmann. Numerical solution of the 2+1 Teukolsky equation on a hyperboloidal and horizon penetrating foliation of Kerr and application to late-time decays. *Class. Quant. Grav.*, 30:115013, 2013.
- [7] Shahar Hod. Mode coupling in rotating gravitational collapse: Gravitational and electromagnetic perturbations. *Phys. Rev.*, D61:064018, 2000.
- [8] Shahar Hod. Mode coupling in rotating gravitational collapse of a scalar field. *Phys. Rev.*, D61:024033, 2000.
- [9] Shahar Hod. The Radiative tail of realistic gravitational collapse. *Phys. Rev. Lett.*, 84:10–13, 2000.
- [10] A. László and I. Rácz. Superradiance or total reflection? *in Relativity and Gravitation: 100 Years after Einstein in Prague*, (Eds.) Bičák, J., Ledvinka, T.:119–127, 2014.
- [11] Ezra T. Newman and Roger Penrose. An Approach to Gravitational Radiation by a Method of Spin Coefficients. *J. Math. Phys.*, 3:566–768, 1962.
- [12] I. Rácz and G. Zs. Tóth. Numerical investigation of the late-time Kerr tails. *Class. Quant. Grav.*, 28:195003, 2011.
- [13] S. A. Teukolsky. Rotating black holes - separable wave equations for gravitational and electromagnetic perturbations. *Phys. Rev. Lett.*, 29:1114–1118, 1972.
- [14] S. A. Teukolsky. Perturbations of a rotating black hole. 1. Fundamental equations for gravitational electromagnetic and neutrino field perturbations. *Astrophys. J.*, 185:635–647, 1973.
- [15] G. Zs. Tóth. Noether currents for the Teukolsky master equation. *Class. Quant. Grav.*, 35(18):185009, 2018.