

Evaporating black-to-white hole

P. Martin-Dussaud* and C. Rovelli

Aix Marseille Univ, Université de Toulon, CNRS, CPT, Marseille, France

(Dated: October 1, 2019)

We construct and discuss the form of the (effective) spacetime geometry inside a black hole undergoing a quantum transition to a white hole, taking into account the back-reaction of the component of the Hawking radiation falling into the hole.

I. INTRODUCTION

What is the ultimate fate of a black hole? Classical general relativity disregards all quantum effects and predicts that black holes live forever, only allowed to grow and never to shrink. Hawking's celebrated result [1] has shown that quantum field theory predicts that a black hole of mass m can emit radiation (the so-called Hawking quanta), as if it was a black body of temperature

$$T = \frac{1}{8\pi m}, \quad (1)$$

in Planck units $\hbar = G = c = k_B = 1$ (see for instance [2] for a detailed derivation). By energy conservation, we then deduce that the back-reaction of the quantum matter on the geometry must make the black hole slowly to shrink. The end of this evaporation process is outside the domain of validity of quantum field theory on a given background, and is not yet clear.

Hawking suggested that the evaporation can continue until the simple disappearance of the black hole. If so, unitarity of quantum evolution can be violated [3]. In addition, if the number of possible internal quantum states of a black hole is finite and bounded by the exponential of the horizon area, as some believe, unitarity is already lost long before complete evaporation, because this number is insufficient to purify the Hawking radiation [4]. This loss of unitarity goes under the name of the 'information-loss paradox'. Many ideas have been suggested to address it. Among these: information is simply lost in the process [5]; no black hole ever forms (fuzzballs) [6]; long-lived remnants [7]; firewalls [8]; nonviolent information transfer from black holes [9]; information leaks to planckian degrees of freedom [10].

A complete theory of quantum gravity should adjudicate the issue, give a definite prediction of the ultimate fate of black holes, and tell us how the 'information-loss paradox' is actually solved in nature. Loop Quantum Gravity is one of the current approaches to the quantisation of general relativity. It suggests the following solution to the paradox: (i) the horizon's area bounds the number of states that are distinguishable from the exterior during a time scale of the order of the black hole lifetime, but not the number of internal quantum states

of the black hole (distinguishable by local quantum field observables inside the hole) [11], thus evading the firewall theorem, (ii) a black hole does not simply pop out of existence at the end of its evaporation. Rather, it tunnels into a long living white hole before full evaporation [12].

This *black-to-white hole transition* scenario, also called *fireworks* [13] or the *Planck star* scenario [14, 15] is made possible by the existence of a solution of the classical Einstein equations which is compatible with a black hole undergoing an instantaneous and *local* quantum transition to a white hole [13] and is supported by direct calculations based on loop quantum gravity describing both the sole transition at the singularity [16, 17] and the transition including the horizon [18, 19]. The black-to-white hole transition solves the information-loss paradox, since it gives information the possibility to be stored inside the hole and released by the white hole.

Two variations of the scenario are discussed in the literature; they differ by the estimated value of the black hole lifetime τ , which depends on the mass m of the initial black hole, in Planck units:

1. $\tau \sim m^2$, the tunnelling takes place while the black hole is still macroscopic, and Hawking evaporation can be neglected [13, 20];
2. $\tau \sim m^3$, the tunnelling takes place after Hawking evaporation has shrunk the black hole to a nearly Planckian mass [12].

The second variation was introduced in [12] where it was suggested that Planck-mass white holes, resulting from exploding Planck-mass black holes, may be nothing else but long-lived remnants. The stability of Planck-mass white holes is discussed in [21].

In both case, the metric undergoes a quantum tunnelling at the time of transition from black to white hole. Strictly speaking there is no classical metric always in place, like there isn't a physically defined trajectory for a particle tunnelling under a potential barrier. In the case of the particle tunnelling under a potential barrier, it is nevertheless still possible to define an effective trajectory, by connecting the partial semiclassical trajectories of the particle before and after the tunnelling. This effective trajectory of course violates the classical equations of motion during the tunnelling. The tunnelling is therefore modelled by a simple violation of the equations of motion. In a similar fashion, the black to white transition can be modelled by a single classical geometry that vio-

*Electronic address: pmd@cpt.univ-mrs.fr

lates the classical Einstein equations in compact spatial region during a short time.

In this paper, we construct and discuss the form that this effective spacetime geometry can take. Steps in this direction were taken in [13, 22] and [20], but a crucial element was not taken into account: the Hawking radiation and its back-reaction. Here we improve on the understanding of the physics of the black-to-white hole transition by discussing possible ways of modelling the Hawking radiation and its back-reaction. Note that investigations on the same questions, although following a different path, have been pursued by James M. Bardeen in [23].

In section II, we recall the general strategy of the semi-classical Einstein equations, how it can be applied to black holes, and how it motivates the construction of Hiscock model for evaporating black holes. In section III, we propose a toy model for an evaporating black-to-white hole, which is then improved by a carefully study of the evolution of the ingoing Hawking quanta beyond the singularity. In section IV, we motivates another possible model describing the evolution of outgoing quanta, and compare it to the previous one. In the conclusion, we finally recall how this work is just a step towards a more complete LQG computation.

II. MODEL OF EVAPORATING BLACK HOLE

The semi-classical Einstein equations

The complete description of black hole evaporation should require full quantum gravity, but an approximation can be obtained by quantum field theory on curved spacetime, as was done in the original derivation by Hawking [1]. The gravitational degrees of freedom are described classically, and quantum matter fields evolve over it. The limit of such an approach is the back-reaction: the Hawking quanta, created over a classical space-time, are expected to affect in return the metric of this space-time. The metric of space-time, initially given by a vacuum solution of the Einstein equations ($G_{\mu\nu} = 0$) should be modified to take into account the matter content of Hawking quanta ($T_{\mu\nu} \neq 0$). If back-reaction is neglected, then the Einstein equations are violated.

A possible approach to the problem is to consider a classical gravitational field $g_{\mu\nu}$ coupled to quantized matter fields, via the semiclassical Einstein equations

$$G_{\mu\nu}(g_{\mu\nu}) = \langle \psi | \hat{T}_{\mu\nu}(g_{\mu\nu}) | \psi \rangle, \quad (2)$$

where $G_{\mu\nu}$ is the usual Einstein tensor (function of the metric $g_{\mu\nu}$), $|\psi\rangle$ is a quantum state for the matter, and $\hat{T}_{\mu\nu}$ is the quantized energy-momentum tensor of the matter. Equation (2) was first introduced by Møller as a general tool for approaching quantum gravity [24]. An idea to solve it would be to use an iterative self-consistent method:

1. start from a classical background metric $g_{\mu\nu}^0$;
2. compute $\langle \psi | \hat{T}_{\mu\nu}(g_{\mu\nu}^0) | \psi \rangle$ using QFT in curved space-time;
3. find $g_{\mu\nu}^1$ such that $G_{\mu\nu}(g_{\mu\nu}^1) = \langle \psi | \hat{T}_{\mu\nu}(g_{\mu\nu}^0) | \psi \rangle$;
4. iterate the procedure to find $g_{\mu\nu}^2$;
5. go on until it converges to a self-consistent solution $g_{\mu\nu}^\infty$ satisfying equation (2).

A lot of work has been done to compute the expectation value $\langle \psi | \hat{T}_{\mu\nu}(g_{\mu\nu}) | \psi \rangle$, for various metrics $g_{\mu\nu}$ and states $|\psi\rangle$, but the pursuit of the iterative method happens to be very hard, even at the first round.

1. start from a classical background metric $g_{\mu\nu}^0$;

Application to black holes

For a two-dimensional black hole formed by the collapse of a null shell, Hiscock was able to compute the expectation value $\langle in|\hat{T}_{\mu\nu}(g_{\mu\nu}^0)|in\rangle$ with a state $|in\rangle$ that matches the Minkowski vacuum inside the shell [25]. The Penrose diagram of the model is shown on Figure 2 with the metric $g_{\mu\nu}^0$ given by

$$(I) \begin{cases} ds^2 = -dudv + r^2 d\Omega^2 \\ r = \frac{1}{2}(v - u) \end{cases} \quad (3)$$

$$(IIa) \begin{cases} ds^2 = -\left(1 - \frac{2m}{r}\right) dudv + r^2 d\Omega^2 \\ r = 2m \left(1 + W\left(e^{\frac{v-u}{4m}} - 1\right)\right) \end{cases} \quad (4)$$

$$(IIb) \begin{cases} ds^2 = \left(1 - \frac{2m}{r}\right) dudv + r^2 d\Omega^2 \\ r = 2m \left(1 + W\left(-e^{\frac{v+u}{4m}} - 1\right)\right) \end{cases} \quad (5)$$

with $d\Omega^2 = d\theta^2 + \sin^2\theta d\phi^2$ the usual metric of the unit sphere. The map between the metric coordinates (u, v) and the coordinates of the diagram (U, V) is

$$(I) \begin{cases} u = v_0 - 4m \left(1 + W(-e^{-1} \tan V_0 \tan U)\right) \\ v = v_0 - 4m \left(1 + W(-e^{-1} \tan V_0 \right. \\ \quad \times \tan(V - 2V_0 + \pi/2))\right) \\ \quad \text{with } v_0 \stackrel{\text{def}}{=} 4m \log \tan V_0 \end{cases} \quad (6)$$

$$(IIa) \begin{cases} u = -4m \log(-\tan U) \\ v = 4m \log \tan V \end{cases} \quad (7)$$

$$(IIb) \begin{cases} u = 4m \log \tan U \\ v = 4m \log \tan V \end{cases} \quad (8)$$

The function W is the upper branch of the Lambert W function. It is an increasing function defined by the equation $x = W(x)e^{W(x)}$ and its graph is shown in Figure 1.

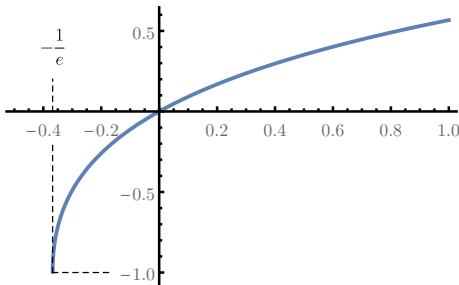


Figure 1: Graph of the upper branch of the Lambert W function.

In region I , $\langle in|\hat{T}_{\mu\nu}(g_{\mu\nu}^0)|in\rangle$, abbreviated $\langle T_{\mu\nu}\rangle$, vanishes everywhere, while in region II , the various compo-

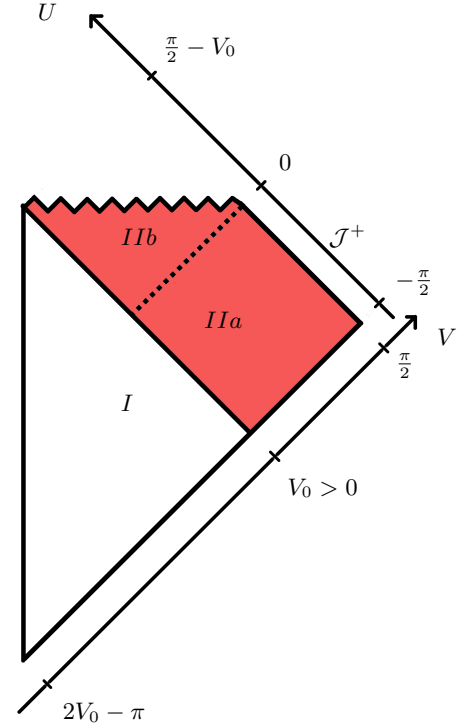


Figure 2: Penrose diagram of a black hole formed by the collapse of a null shell. The event horizon is depicted with a dashed line.

nents are given by

$$\langle T_{uu}\rangle = \frac{\hbar}{24\pi} \left[-\frac{m}{r^3} + \frac{3m^2}{2r^4} + \frac{m}{r(u, v_0)^3} - \frac{3m^2}{2r(u, v_0)^4} \right] \quad (9)$$

$$\langle T_{vv}\rangle = \frac{\hbar}{24\pi} \left[-\frac{m}{r^3} + \frac{3m^2}{2r^4} \right] \quad (10)$$

$$\langle T_{uv}\rangle = -\frac{\hbar}{24\pi} \left(1 - \frac{2m}{r} \right) \frac{m}{r^3}. \quad (11)$$

Notice first that these formulae are valid both outside and inside the hole, although the coordinates (u, v) map the two patches IIa and IIb in a different way (see equations (7) and (8)). Notice then that $\langle T_{\mu\nu}\rangle$ include both contributions from vacuum polarisation (the so-called Boulware state $|B\rangle$) and from Hawking quanta:

$$\langle T_{\mu\nu}\rangle = \langle B|T_{\mu\nu}|B\rangle + \langle in|:T_{\mu\nu}:|in\rangle. \quad (12)$$

The Hawking flux contribution comes only from the normal ordered stress tensor, whose non-vanishing compo-

nents are in the outgoing null direction [26]:

$$\begin{aligned} \langle in|: T_{uu} :|in\rangle &= \frac{\hbar}{24\pi} \left[\frac{m}{r(u, v_0)^3} - \frac{3m^2}{2r(u, v_0)^4} \right] \\ \langle in|: T_{vv} :|in\rangle &= 0 \\ \langle in|: T_{uv} :|in\rangle &= 0. \end{aligned} \quad (13)$$

Clearly $g_{\mu\nu}^0$ does not solve the semi-classical Einstein equations, since $G_{\mu\nu}(g_{\mu\nu}^0) = 0$, while in region *II*, $\langle in|\hat{T}_{\mu\nu}(g_{\mu\nu}^0)|in\rangle \neq 0$. So the idea of the iterative approach was to propose a corrected metric $g_{\mu\nu}^1$, that would ideally solve

$$G_{\mu\nu}(g_{\mu\nu}^1) = \langle in|\hat{T}_{\mu\nu}(g_{\mu\nu}^0)|in\rangle. \quad (14)$$

Unfortunately, solving this equation seems to be already too hard. Then, Hiscock suggested to *guess* a metric $g_{\mu\nu}^1$, that would violate the semi-classical Einstein equations *less* than the original background $g_{\mu\nu}^0$. This led him to devise a model for an evaporating space-time that we now recall [27].

Hiscock model

How to guess a corrected metric? We can take inspiration from the value of $\langle T_{\mu\nu} \rangle$ in some regions. In our case two regions are noticeable. First, along future null infinity, \mathcal{J}^+ , the only non-vanishing component is

$$\langle T_{uu} \rangle = \frac{\hbar}{24\pi} \left[\frac{m}{r(u, v_0)^3} - \frac{3m^2}{2r(u, v_0)^4} \right]. \quad (15)$$

To understand intuitively what it means, suppose, in 2-dimensional Minkowski space ($ds^2 = -dudv$), that the same kind of stress-energy tensor is due to isolated particles, i.e. $T_{\mu\nu} = \rho u_\mu u_\nu$, with u^μ the four-momentum. Then, if T_{uu} is the only non-vanishing component, it means that $u_\mu \propto (1, 0)$, in the (∂_u, ∂_v) basis, and so $u^\mu \propto (0, 1)$, which means particles are going away along the v direction. Since $\langle T_{uu} \rangle > 0$ on \mathcal{J}^+ , we have the picture of particles of positive energy reaching \mathcal{J}^+ along null geodesics directed by ∂_v . Indeed, the black hole evaporates.

Secondly, along the horizon, $r = 2m$, the only non-vanishing component is

$$\langle T_{vv} \rangle = -\frac{\hbar}{768\pi m^2}. \quad (16)$$

This time we can have the picture that particles of negative energy are leaving the horizon along null geodesics directed by ∂_u .

These two pictures motivate the model of Hiscock. It cleverly uses Vaidya-like metrics to represent the two fluxes of particles. It is made of five patches glued together as shown on Figure 3, and the metric (the

'guessed' $g_{\mu\nu}^1$) is given by

$$(I) \begin{cases} ds^2 = -dudv + r^2 d\Omega^2 \\ r = \frac{1}{2}(v - u) \end{cases} \quad (17)$$

$$(II) \begin{cases} ds^2 = -\left(1 - \frac{2m}{r}\right) dudv + r^2 d\Omega^2 \\ r = 2m \left(1 + W\left(e^{\frac{v-u}{4m}} - 1\right)\right) \end{cases} \quad (18)$$

$$(III) \begin{cases} ds^2 = -\left(1 - \frac{2N(v)}{r}\right) dv^2 + 2dvdr + r^2 d\Omega^2 \end{cases} \quad (19)$$

$$(IV) \begin{cases} ds^2 = -\left(1 - \frac{2M(u)}{r}\right) du^2 - 2dudr + r^2 d\Omega^2 \end{cases} \quad (20)$$

$$(V) \begin{cases} ds^2 = -dudv + r^2 d\Omega^2 \\ r = \frac{1}{2}(v - u) \end{cases} \quad (21)$$

The metric depends on the mass m of the black hole at the beginning of the evaporation. It also makes use of two functions $M(u)$ and $N(v)$, which represent how the mass decreases with the evaporation. Their value matches along the boundary *III/IV*, which marks the *apparent horizon*.

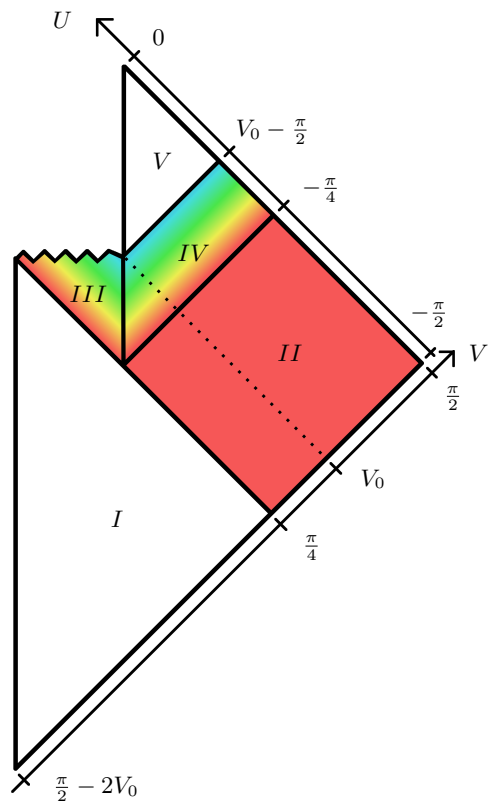


Figure 3: Penrose diagram of Hiscock model. Everywhere the metric is locally that of Schwarzschild, characterised by a parameter of mass. Its value is represented by a color, from white (mass 0, i.e. Minkowski) to red (initial mass m), passing through a gradient ($M(u)$ or $N(v)$). The mass profile along \mathcal{J}^+ is shown on Figure 4.

For completeness of the construction, we shall give the

formulae that relates the coordinates (U, V) of the Penrose diagram to the coordinates in which the metric of each patch is written. This is not fully done in the original paper of Hiscock [27], but it is a necessary work to show that the Penrose diagram of Figure 3 correctly represents a consistent space-time model. The scrupulous reader will find the equations in appendix A.

How shall we choose the mass function $M(u)$ of the model? From Hawking's temperature formula (1), the rate of mass loss was estimated by Page (see [28]) as

$$\frac{dM}{dt} \propto -\frac{1}{M^2}. \quad (22)$$

This suggests the behavior $M(u) \sim (u_0 - u)^{1/3}$, where u_0 is the retarded time at which the black hole faints, holding as long as the semi-classical approximation is valid. Nevertheless Hiscock shows that this behavior cannot hold until the end of the evaporation, and that a finite total amount of energy flux on \mathcal{J}^+ implies that

$$\lim_{M \rightarrow 0} \frac{dM}{du} = 0. \quad (23)$$

Therefore, Hiscock proposes a mass profile shown on Figure 4.

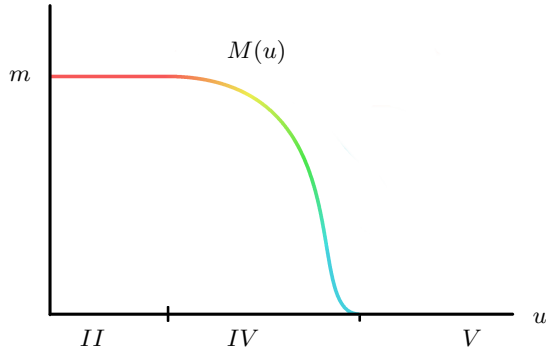


Figure 4: Bondi-Sachs mass function along \mathcal{J}^+ for Hiscock model.

From the perspective of an outside observer, Hiscock model seems to describe correctly the phenomenology expected at the first stages of the evaporation. The decreasing Bondi-Sachs mass $M(u)$ along \mathcal{J}^+ corresponds to an outgoing positive energy flux, due to Hawking radiation. According to this model, the black hole evaporates completely and space-time turns to Minkowski back again. From our perspective this end scenario is more disputable for the persistence of the singularity than for a potential loss of unitarity. In the following section, we consider a possible white future to the singularity, which as a spin-off, gives a way to restore unitarity.

III. MODEL OF EVAPORATING BLACK-TO-WHITE HOLE (I)

In [13], a first space-time model was proposed to describe a quantum tunnelling from a black hole to a white hole, neglecting deliberately Hawking evaporation in the process. Then we proposed in [20] an alternative model where the geodesics can go across the singularity continuously. In [12], Bianchi et al. argued that a black-to-white hole transition would be much more probable at the end of Hawking evaporation, when typically the black hole has reached a Planckian mass m_1 . It is the goal of what follows to build an explicit model for an evaporating black-to-white hole.

Toy model

The initial idea is simple. Given the Hiscock model of an evaporating black hole, depicted on Figure 3, just glue a white hole above the singularity, with an outgoing bouncing null shell. This can be done easily provided that the Bondi-Sachs mass $M(u)$, observed on \mathcal{J}^+ in region (IV), does not vanish completely but reaches a small positive value m_1 . We obtain the Penrose diagram of Figure 5.

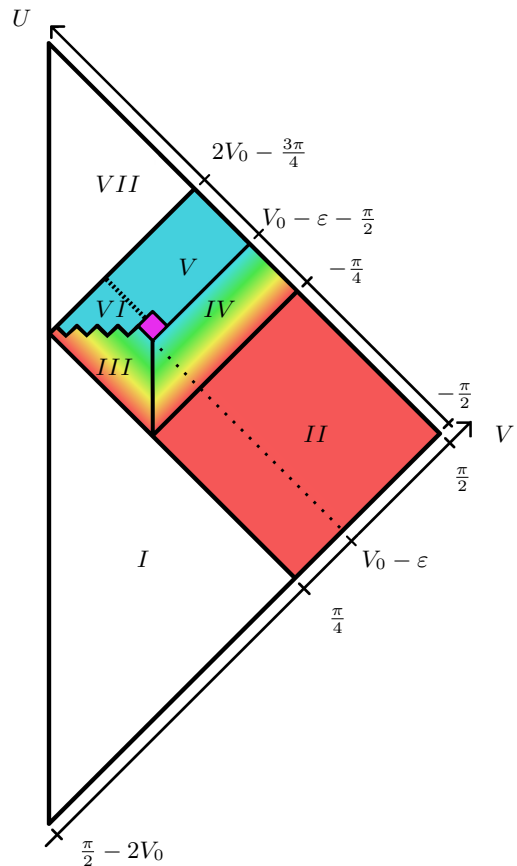


Figure 5: Penrose diagram of a toy model of an evaporating black hole that turns into a white hole.

In region I, II, III, IV the metric is the same as the model of Hiscock (see equations (17-20) and (A1-A6)).

Elsewhere, the metric is given by

$$(V) \begin{cases} ds^2 = -\left(1 - \frac{2m_1}{r}\right) dudv + r^2 d\Omega^2 \\ r = 2m_1 \left(1 + W\left(e^{\frac{v-u}{4m_1}} - 1\right)\right) \end{cases} \quad (24)$$

$$(VI) \begin{cases} ds^2 = \left(1 - \frac{2m_1}{r}\right) dudv + r^2 d\Omega^2 \\ r = 2m_1 \left(1 + W\left(-e^{-\frac{v+u}{4m_1}} - 1\right)\right) \end{cases} \quad (25)$$

$$(VII) \begin{cases} ds^2 = -dudv + r^2 d\Omega^2 \\ r = \frac{1}{2}(v - u) \end{cases} \quad (26)$$

ε is defined so that the radius at the future endpoint of the apparent horizon is $2m_1$, i.e. $h(V_0 - \varepsilon - \pi/2, V_0 - \varepsilon) = 2m_1$, where $h(U, V)$ is defined in appendix A. The details of the map between the coordinates (u, v) of the metric and (U, V) of the diagram are postponed to appendix B.

The central purple diamond is a very small region of space-time. We have not given an explicit expression for the metric here but it would a priori be possible to construct one that matches the boundary conditions around. It is believed to be a region where quantum effects happen to enable the tunnelling to the white hole. Thus, it would be better described by a quantum geometry, instead of any effective classical metric. The Einstein equations are necessarily violated in this region since classical general relativity does not allow the black-to-white hole scenario. The novelty with respect to previous models like [20] is that the region is very small, typically Planckian.

From the perspective of an observer lying on \mathcal{J}^+ , the Bondi-Sachs mass evolves as depicted on the mass profile of figure 6. It is positive and decreasing all along, going from m to 0. The white hole manifests itself through a sudden final release of positive energy corresponding to the emergence of the null bouncing shell. In region III the inside Hawking quanta, which carry a negative energy, fades over the singularity, and never show up on the other side.

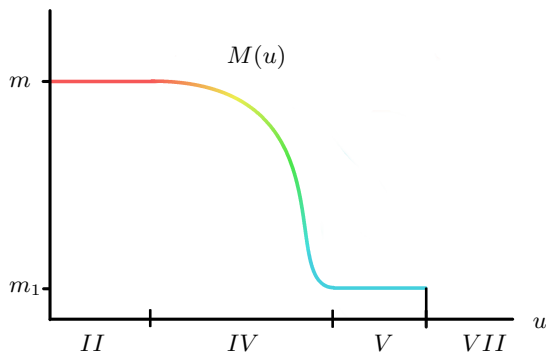


Figure 6: Bondi-Sachs mass function along \mathcal{J}^+ for the toy model of evaporating black-to-white hole.

In [29, 30] it was shown that unitary evolution of an evaporating black hole implies a non-monotonic mass loss. To put it differently, a black hole must, at some

point, radiate some amount of negative energy (the ‘last gasp’), which would be depicted on the mass profile as a momentary increase of the Bondi-Sachs mass. Intuitively, we can understand that the Hawking quanta, that fell inside the black hole, *with negative energy*, are correlated with quanta outside, and should thus come out at some point, to recover unitarity on \mathcal{J}^+ . The profile of Figure 6 does not fulfil the ‘last gasp’ requirement. Indeed the flux of outgoing energy along \mathcal{J}^+ is

$$F(u) \propto -\frac{dM(u)}{du}, \quad (27)$$

so that a momentary negative energy flux would mean a momentary increase of the Bondi-Sachs mass function. However, preliminary discussions of De Lorenzo and Bianchi (personal communication), suggest that the last gasp theorem may fail in $4D$, in which case the mass profile of Figure 6 should not be discarded too easily.

Nevertheless, there is another reason why the previous model is not physically satisfying. For simplicity of the construction, we have assumed that the ingoing negative energy was fading along the singularity. Quantum gravity results suggests instead that it should cross the singularity. This calls for a refinement of our first toy model.

Crossing model

To do so, we consider that the Hawking quanta cross the singularity. It has been repeatedly noticed that there exists a natural prescription to extend geodesics beyond a singularity [31–33]. Thus, modelling the crossing of the Hawking quanta through the singularity is the easy part of the refinement. It becomes more intricate afterwards. The negative energy flux is still ingoing, so it will fall upon the emerging bouncing shell. What comes next?

The crossing between two null shells has been studied by Dray and t’Hooft in [34]. Their main result was that it was possible to glue four Schwarzschild patches along two null shells (see Figure 7), provided that the four masses satisfy the only condition

$$(r_0 - 2m_1)(r_0 - 2m_2) = (r_0 - 2m_3)(r_0 - 2m_4) \quad (28)$$

where r_0 is the radius at the intersection.

To a first approximation, the ingoing flux, which was previously modelled continuously by a function $N(v)$, can be approached by a step function made of a number n of slices of constant masses N_i . Then, the negative energy is carried by individual Hawking quanta which fall one at a time upon the bouncing shell. The situation is depicted on Figure 8 for $n = 5$.

In each box, the metric is Schwarzschild with a constant mass μ_{ij} , which is determined by equation (28) as a function of the three masses in the adjacent boxes below and the value of the radius where the four regions touch. Now, suppose the radius in the region above the bouncing shell is increasing (resp. decreasing) along outgoing (resp. ingoing) null geodesics. We prove the following theorem:

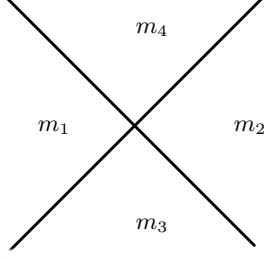


Figure 7: Four Schwarzschild patches can be glued consistently along null geodesics provided the masses satisfy equation (28).

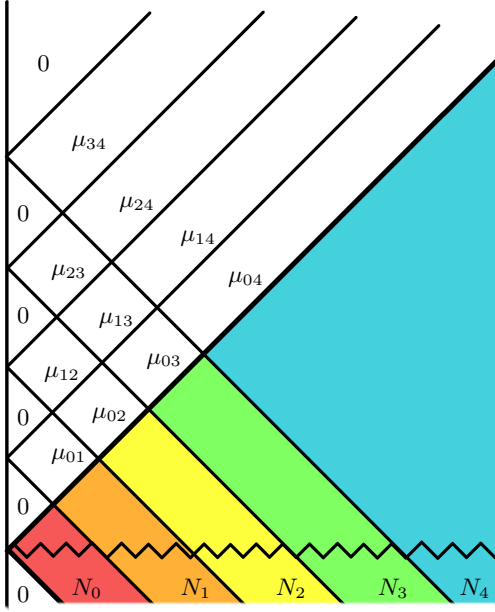


Figure 8: Discrete model for the crossing between the ingoing Hawking quanta and the bouncing shell.

Theorem 1. *Under the above assumptions, μ_{ij} is a decreasing function of i and an increasing function of j . This implies notably that for all i, j*

$$0 < \mu_{ij} < m_1. \quad (29)$$

PROOF. Let us first study μ_{0j} for varying j . Denote r_j the radius at the intersection point at the bottom of the box of mass μ_{0j} . From equation (28), we deduce

$$(\mu_{0,j} - \mu_{0,j-1})(r_j - 2N_j) = (N_j - N_{j-1})(r_j - 2\mu_{0,j}) \quad (30)$$

Since N_j is decreasing, we have $N_j < N_{j-1}$. Then, since the radius r_j is assumed to be increasing, we have $r_j \leq$

$2m_1 \leq 2N_j$, so that

$$\mu_{0,j} > \mu_{0,j-1} \Leftrightarrow r_j > 2\mu_{0,j}. \quad (31)$$

which can be restated saying that for each j , one, and only one of the two following must hold:

$$\begin{aligned} \mu_{0,j-1} < \mu_{0,j} < \frac{r_j}{2} \\ \mu_{0,j-1} > \mu_{0,j} > \frac{r_j}{2}. \end{aligned} \quad (32)$$

Initially, we have $r_0 = 0$. Since $r_1 > 0$ we deduce

$$0 < \mu_{01} < \frac{r_1}{2}. \quad (33)$$

Then, using that $r_{j+1} > r_j$, we show by induction that for any j

$$\mu_{0,j-1} < \mu_{0,j} < \frac{r_j}{2}. \quad (34)$$

Thus μ_{0j} is increasing with j and satisfies

$$0 < \mu_{0j} < m_1. \quad (35)$$

A similar induction shows that μ_{1j} is also an increasing function of j , satisfying.

$$0 < \mu_{1j} < m_1. \quad (36)$$

Then, under the assumption of decreasing r along ingoing null geodesics, an induction over i shows that for any j , μ_{ij} is a decreasing function of i . \square

The previous discrete model gives a fair description of what can happen when a series of Hawking quanta successively cross the bouncing shell. In the continuum limit, when $n \rightarrow \infty$, the resulting metric takes the form

$$ds^2 = - \left(1 - \frac{2\mu(u,v)}{r} \right) dudv + r^2 d\Omega^2 \quad (37)$$

characterised by two functions, namely the radius $r(u,v)$ and the mass $\mu(u,v)$. We cannot give explicitly the change of coordinates from (u,v) to (U,V) but we assume that $v(V)$ and $u(U)$ are increasing. Then, theorem 1 shows that

$$\frac{\partial \mu}{\partial u} < 0 \quad \text{and} \quad \frac{\partial \mu}{\partial v} > 0. \quad (38)$$

As a corollary we have

$$0 < \mu(u,v) < m_1. \quad (39)$$

We have no explicit expression neither for the radius $r(u,v)$ nor for the mass $\mu(u,v)$, for it would require integrate too difficult equations. However, it is clear for the construction of the discrete setting above that such functions exist.

IV. MODEL OF EVAPORATING BLACK-TO-WHITE HOLE (II)

Outgoing inside radiation

As can be seen from equations (13), Hawking flux is outgoing even inside the black hole. In other words, Hawking quanta are well falling towards the singularity, but they are *out-falling*, i.e. falling along outgoing null geodesics. This has led some people to doubt the credibility of the previous Hiscock model, where the correction inside the hole only corresponds to an *in-falling* negative energy flux. Nevertheless, this objection is not correct because the iterative approach to the semi-classical Einstein equations requires to consider the full $\langle in|T_{\mu\nu}|in\rangle$, including both the Hawking flux contribution $\langle in| : T_{\mu\nu} : |in\rangle$ and the vacuum polarization part $\langle B|T_{\mu\nu}|B\rangle$. The formulae are given by equations (9-11) and we see that all of the components play a role.

We justified Hiscock model earlier by looking at the direction of the flux along the horizon and along \mathcal{J}^+ . We noticed that along the horizon, the only non-vanishing component is $\langle T_{vv}\rangle$, which corresponds to an ingoing flux. However it is true that, as we move away from the horizon, towards the singularity, the components $\langle T_{uu}\rangle$ and $\langle T_{uv}\rangle$ come into play. In fact, on the singularity itself, when $r \rightarrow 0$, all the components of $\langle T_{\mu\nu}\rangle$ diverge, but with the same behaviour:

$$\begin{aligned} \langle T_{uu}\rangle &\sim -\frac{\hbar}{24\pi} \frac{m}{r^3} \\ \langle T_{vv}\rangle &\sim -\frac{\hbar}{24\pi} \frac{m}{r^3} \\ \langle T_{uv}\rangle &\sim -\frac{\hbar}{24\pi} \frac{m}{r^3}. \end{aligned} \quad (46)$$

One of the goals of this article is to investigate the fate of the negative energy after it has reached the singularity, in a black-to-white scenario. To that aim, the direction of the energy when it reaches the singularity matters. We have thus considered equally important to study the case of an outgoing energy flux inside the hole. This has motivated the design of another model of evaporating black hole. It is a slight modification of Hiscock model inside the hole. The idea is simple: after the ingoing flux of particles has been created along the apparent horizon, as in the Hiscock model, they are scattered by the gravitational field, and change direction. This scattering is sketched by introducing a space-like surface inside the hole (boundary III/VI) along which particles are deviated. The model is represented as a Penrose diagram on Figure 11.

The metric is given in 7 patches. In regions $I - V$, the metric is the same as Hiscock model, given by equations (17-21). The space-like boundary III/VI is chosen arbitrarily. In regions VII and $VIII$ the metric is given

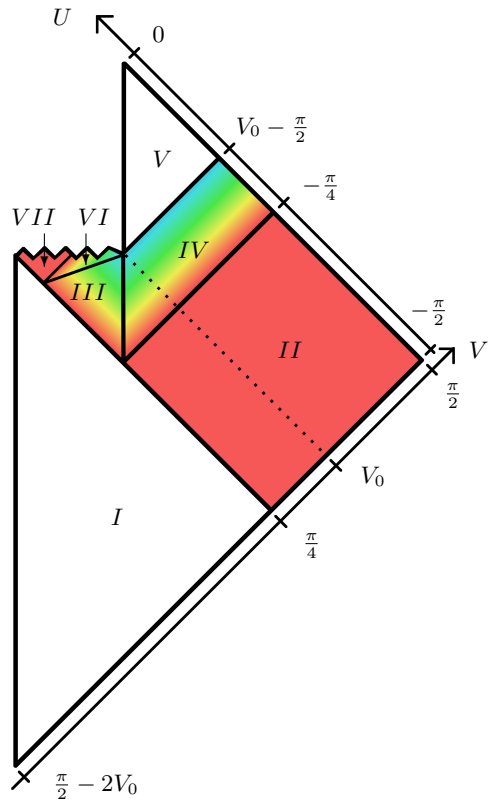


Figure 11: Penrose diagram of an evaporating black hole with inside *outgoing* flux.

by

$$(VI) \left[ds^2 = -\left(1 - \frac{2Q(u)}{r}\right) du^2 - 2dudr + r^2 d\Omega^2 \right] \quad (47)$$

$$(VII) \left[ds^2 = \left(1 - \frac{2m}{r}\right) dudv + r^2 d\Omega^2 \right. \\ \left. r = 2m \left(1 + W\left(-e^{\frac{v+u}{4m}} - 1\right)\right) \right] \quad (48)$$

The mass function $Q(u)$ is chosen so that it matches the mass function $N(v)$ along the boundary III/VI . The metric is written in terms of coordinates (u, v) or (u, r) , which are related to the coordinates (U, V) of the Penrose diagram by the formulae in the appendix C.

Above, we have introduced the outgoing flux as a consequence of the scattering of the ingoing flux. Another, maybe simpler, physical intuition can be given for the outgoing flux provided a better system of coordinates is used to represent the region surrounding the horizon. Indeed, due to the distortion of distances, the Penrose diagram does not properly depict the fact that the space-like boundary III/VI and the time-like apparent horizon III/IV may actually be very close. Using Eddington

time coordinate,

$$\tilde{t} = t + 2m \log \left| \frac{r}{2m} - 1 \right| \quad \text{with } t = \frac{u+v}{2}, \quad (49)$$

a small region around the horizon, thin in V , but large enough in U to include the two boundaries, looks like Figure 12. Regions IV and VI surround a very small re-

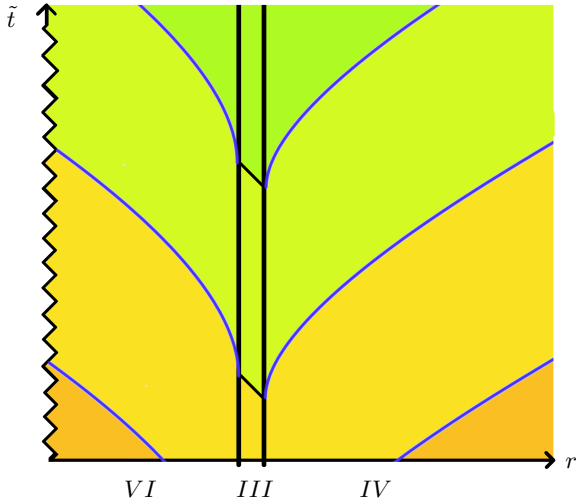


Figure 12: The region surrounding the horizon in Eddington time coordinate. Three pairs of Hawking quanta are represented by blue lines.

gion III . Pairs of Hawking quanta are created alongside the null event horizon. Both quanta, inside and outside the hole, are outgoing, i.e. following the same side of the light cone (remember that the light cones are tilted in the Eddington time representation). However sketchy this description may be, we see that the modified model proposed in this section, with outgoing inside radiation, can be related to the usual intuitive idea of pairs of particles created along the event horizon.

Evaporating black-to-white hole (II)

The new model proposed for an evaporating black hole extends naturally to the black-to-white hole scenario. The inside energy flux cross the singularity, and goes ahead towards \mathcal{J}^+ . The corresponding Penrose diagram is drawn on Figure 13. The metric in regions $I - IV$ is given by the equations (17-20). In regions VI and VII it is given by equations (47) and (48). Elsewhere, the

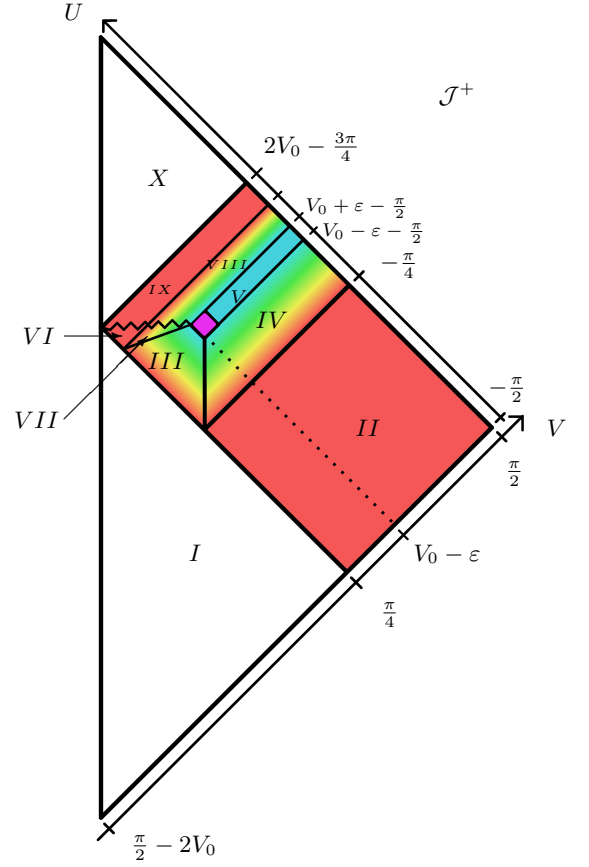


Figure 13:

metric is given by

$$(V) \left[\begin{aligned} ds^2 &= - \left(1 - \frac{2m_1}{r} \right) dudv + r^2 d\Omega^2 \\ r &= 2m_1 \left(1 + W \left(e^{\frac{v-u}{4m_1} - 1} \right) \right) \end{aligned} \right. \quad (50)$$

$$(VIII) \left[\begin{aligned} ds^2 &= - \left(1 - \frac{2R(u)}{r} \right) du^2 - 2dudr + r^2 d\Omega^2 \end{aligned} \right. \quad (51)$$

$$(IX) \left[\begin{aligned} ds^2 &= - \left(1 - \frac{2m}{r} \right) dudv + r^2 d\Omega^2 \\ r &= 2m \left(1 + W \left(e^{\frac{v-u}{4m} - 1} \right) \right) \end{aligned} \right. \quad (52)$$

$$(X) \left[\begin{aligned} ds^2 &= -dudv + r^2 d\Omega^2 \\ r &= \frac{1}{2} (v - u) \end{aligned} \right. \quad (53)$$

The mass function $R(u)$ is such that it matches with that of region VII along the singularity. The metric inside the purple central diamond has been already discussed in section III. We do not give explicitly the map between the coordinates (u, v) and (U, V) , but there is not doubt that the construction is consistent, and that the gluing can be performed along all boundaries.

In this scenario, the Bondi-Sachs mass is shown on Figure 14. Contrary to the previous scenarios, the mass function is not monotonic: after the black hole has shrunk from m to m_1 , the transition to a white hole occurs, and then the mass increases again from m_1 to m . All these outgoing quanta carry a negative energy, so that the energy conditions are strongly violated in this

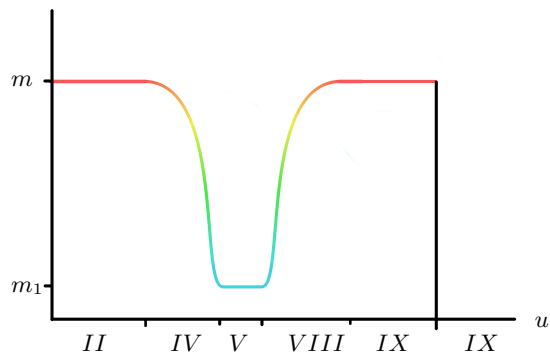


Figure 14: Bondi-Sachs mass function along \mathcal{J}^+ for a model of evaporating black-to-white hole with outgoing inside radiation.

case. This feature makes the scenario consistent with the expectation of a ‘last gasp’ [29, 30], but the violation is clearly too strong to be physically acceptable. The information loss paradox is obviously solved since the inside quanta, which are correlated to those emitted outside the hole, finally reach \mathcal{J}^+ . The model proposed by James M. Bardeen in [23], is quite similar to this second model presented here.

In this over-simplified model, all inside quanta are outgoing while it is known from equations (46) that only part of them reaches the singularity with this direction. A fully satisfying model would then lie in-between the ingoing model of section III and the outgoing one of section IV. As a result, the mass profile itself should lie somewhere between Figure 10 and Figure 14.

V. CONCLUSION

In this article, we have constructed and discussed several effective models that describe an evaporating black-to-white hole. Based on a first construction by Hiscock, we have emphasised the double contribution from vacuum polarisation and Hawking quanta to the expectation value of the energy-momentum tensor that enters the semi-classical Einstein equations. This justifies that we should consider both models where the inside radiation is ingoing and outgoing. Then, we have shown how an evaporating black hole can be naturally extended to a white hole future, as quantum gravity suggests. Whereas the black-to-white hole model proposed in [20] was flawed by the well-known instability of white holes, it is a nice feature of the evaporating model to cure it, as already noticed in [12]. The consistent mathematical models finally obtained display two main different profiles for the Bondi-Sachs mass along \mathcal{I}^+ , but it is believed that the actual phenomenology should lie in-between the two.

If it exists, the black-to-white hole transition is thought to be a quantum tunnelling phenomenon. It is thus expected of any theory of quantum gravity to provide

tools to compute the quantum amplitude of the transition. Loop Quantum Gravity offers such tools, relying over the definition of a boundary surrounding the region where quantum effects are expected to be dominant. In our models, this region is a central diamond, and we have shown how its size could be reduced to Planckian scale. We let to future works the task of effectively computing the transition amplitude. Such a computation would ultimately confirm or not previous estimations of the probability of transition and the lifetime of black holes.

Acknowledgements

We thank Tommaso De Lorenzo, Alejandro Perez and James M. Bardeen for useful exchanges. We acknowledge the OCEVU Labex (ANR-11-LABX-0060) and the A*MIDEX project (ANR-11-IDEX-0001-02) funded by the ‘Investissements d’Avenir’ French government program managed by the ANR.

Appendix A: Details of Hiscock model

The Penrose diagram of Figure 2 is a faithful representation of the space-time described by the metric of equations (3-5). The explicit expression of the map that relates the coordinates of the diagram and that of the metric requires to subdivide the Penrose diagram, as shown on Figure 15. Then it is given by the equations:

$$(Ia) \begin{cases} u = -4m \left[1 + W \left(-\frac{\tan U}{e} \right) \right] \\ v = -4m \left[1 + W \left(-\frac{\tan(V+2V_0-\pi)}{e} \right) \right] \end{cases} \quad (A1)$$

$$(Ib) \begin{cases} u = -4m \left[1 + W \left(-\frac{\tan U}{e} \right) \right] \\ v = f_1(V) \text{ increasing, such that} \\ \begin{cases} f_1(-2V_0 + 3\pi/4) = -4m(1 + W(1/e)) \\ f_1(\pi/4) = 0 \end{cases} \end{cases} \quad (A2)$$

$$(Ic) \begin{cases} u = c_1 + f_1(U - 2V_0 + \pi) \\ v = c_1 + f_1(V) \end{cases} \quad (A3)$$

$$(II) \begin{cases} u = -4m \log(-\tan U) \\ v = 4m \log \tan V \end{cases} \quad (A4)$$

$$(III) \begin{cases} v = f_2(V) \text{ increasing, such that} \\ \quad \quad \quad f_2(\pi/4) = N^{-1}(M(0)) \\ r = g(U, V) \text{ such that} \\ \begin{cases} \frac{\partial g}{\partial V} = \frac{f_2'(V)}{2} \left(1 - \frac{2N(f_2(V))}{g(U, V)} \right) \\ g(U, \pi/4) = -\frac{1}{2}f_1(U - 2V_0 + \pi) \\ g(2V_0 - \pi/2 - V, V) = 0 \end{cases} \end{cases} \quad (A5)$$

$$(VIIa) \begin{cases} u = f_4(2V_0 - 3\pi/4) \\ + 4m_1 \left(1 + W \left(-e^{-\frac{f_5(2V_0-3\pi/4)-f_5(4V_0-3\pi/2-U)}{4m_1}} - 1 \right) \right) \\ v = f_4(2V_0 - 3\pi/4) \\ + 4m_1 \left(1 + W \left(\left(\frac{h(V_0-\varepsilon-\pi/2, V)}{2m_1} - 1 \right) \right. \right. \\ \left. \left. \times e^{\frac{f_4(V_0-\varepsilon-\pi/2)-f_4(2V_0-3\pi/4)}{4m_1} + \frac{h(V_0-\varepsilon-\pi/2, V)}{2m_1}} - 1 \right) \right) \end{cases} \quad (B4)$$

$$(VIIb) \begin{cases} u = c_6 + 4m_1 W \left(-e^{-\frac{f_5(2V_0-3\pi/4)-f_5(4V_0-3\pi/2-U)}{4m_1}} - 1 \right) \\ v = c_6 + 4m_1 W \left(\left(\frac{h(V_0-\varepsilon-\pi/2, V)}{2m_1} - 1 \right) \right. \\ \left. \times e^{\frac{f_5(V_0-\varepsilon-\pi/2)-f_5(2V_0-3\pi/4)}{4m_1} + \frac{h(V_0-\varepsilon-\pi/2, V)}{2m_1}} - 1 \right) \end{cases} \quad (B5)$$

$$(VIIc) \begin{cases} u = c_7 + 4m_1 W \left(-e^{-\frac{f_5(2V_0-3\pi/4)-f_5(4V_0-3\pi/2-U)}{4m_1}} - 1 \right) \\ v = c_7 + 4m_1 W \left(-e^{-\frac{f_5(2V_0-3\pi/4)-f_5(2V_0-\pi/2-V)}{4m_1}} - 1 \right) \end{cases} \quad (B6)$$

$$(VIId) \begin{cases} u = f_4(2V_0 - 3\pi/4) \\ + 4m_1 \left(1 + W \left(\left(\frac{h(V_0-\varepsilon-\pi/2, U-2V_0+\pi)}{2m_1} - 1 \right) \right. \right. \\ \left. \left. \times e^{\frac{f_5(V_0-\varepsilon-\pi/2)-f_5(2V_0-3\pi/4)}{4m_1} + \frac{h(V_0-\varepsilon-\pi/2, U-2V_0+\pi)}{2m_1}} - 1 \right) \right) \\ v = f_4(2V_0 - 3\pi/4) \\ + 4m_1 \left(1 + W \left(\left(\frac{h(V_0-\varepsilon-\pi/2, V)}{2m_1} - 1 \right) \right. \right. \\ \left. \left. \times e^{\frac{f_4(V_0-\varepsilon-\pi/2)-f_4(2V_0-3\pi/4)}{4m_1} + \frac{h(V_0-\varepsilon-\pi/2, V)}{2m_1}} - 1 \right) \right) \end{cases} \quad (B7)$$

$$(VIIe) \begin{cases} u = c_8 + 4m_1 W \left(\left(\frac{h(V_0-\varepsilon-\pi/2, U-2V_0+\pi)}{2m_1} - 1 \right) \right. \\ \left. \times e^{\frac{f_5(V_0-\varepsilon-\pi/2)-f_5(2V_0-3\pi/4)}{4m_1} + \frac{h(V_0-\varepsilon-\pi/2, U-2V_0+\pi)}{2m_1}} - 1 \right) \\ v = c_8 + 4m_1 W \left(\left(\frac{h(V_0-\varepsilon-\pi/2, V)}{2m_1} - 1 \right) \right. \\ \left. \times e^{\frac{f_5(V_0-\varepsilon-\pi/2)-f_5(2V_0-3\pi/4)}{4m_1} + \frac{h(V_0-\varepsilon-\pi/2, V)}{2m_1}} - 1 \right) \end{cases} \quad (B8)$$

$$(VIIf) \begin{cases} u = f_4(2V_0 - 3\pi/4) \\ + 4m_1 \left(1 + W \left(\left(\frac{h(V_0-\varepsilon-\pi/2, U-2V_0+\pi)}{2m_1} - 1 \right) \right. \right. \\ \left. \left. \times e^{\frac{f_4(V_0-\varepsilon-\pi/2)-f_4(2V_0-3\pi/4)}{4m_1} + \frac{h(V_0-\varepsilon-\pi/2, U-2V_0+\pi)}{2m_1}} - 1 \right) \right) \\ v = f_4(2V_0 - 3\pi/4) \\ + 4m_1 \left(1 + W \left(\left(\frac{h(V_0-\varepsilon-\pi/2, V)}{2m_1} - 1 \right) \right. \right. \\ \left. \left. \times e^{\frac{f_4(V_0-\varepsilon-\pi/2)-f_4(2V_0-3\pi/4)}{4m_1} + \frac{h(V_0-\varepsilon-\pi/2, V)}{2m_1}} - 1 \right) \right) \end{cases} \quad (B9)$$

Appendix C: Details of the evaporating black hole model with inside outgoing radiation

The subdivision of the Penrose diagram is on Figure 17.

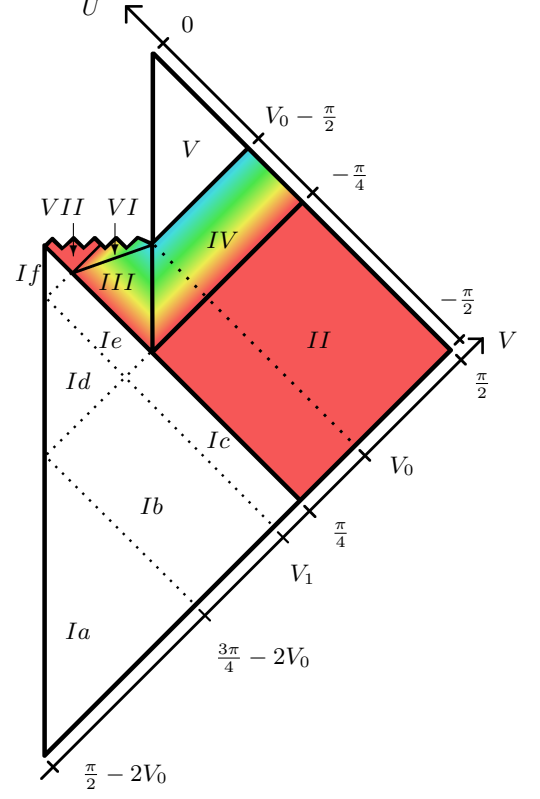


Figure 17: Subdivided Penrose diagram of an evaporating black hole with inside *outgoing* flux.

$$(Ia) \begin{cases} u = -4m \left[1 + W \left(-\frac{\tan U}{e} \right) \right] \\ v = -4m \left[1 + W \left(-\frac{\tan(V+2V_0-\pi)}{e} \right) \right] \end{cases} \quad (C1)$$

$$(Ib) \begin{cases} u = -4m \left[1 + W \left(-\frac{\tan U}{e} \right) \right] \\ v = f_1(V) \text{ increasing, such that} \\ f_1\left(\frac{3\pi}{4} - 2V_0\right) = -4m(1 + W(1/e)) \end{cases} \quad (C2)$$

$$(Ic) \begin{cases} u = -4m \left[1 + W \left(-\frac{\tan U}{e} \right) \right] \\ v = f_2(V) \text{ increasing, such that} \\ \begin{cases} f_2(V_1) = f_1(V_1) \\ f_2(\pi/4) = 0 \end{cases} \end{cases} \quad (C3)$$

$$(Id) \begin{cases} u = c_1 + f_1(U - 2V_0 + \pi) \\ v = c_1 + f_1(V) \end{cases} \quad (C4)$$

$$(Ie) \begin{cases} u = c_2 + f_1(U - 2V_0 + \pi) \\ v = c_2 + f_2(V) \end{cases} \quad (C5)$$

$$(If) \begin{cases} u = c_3 + f_2(U - 2V_0 + \pi) \\ v = c_3 + f_2(V) \end{cases} \quad (C6)$$

$$(II) \begin{cases} u = -4m \log(-\tan V) \\ v = 4m \log \tan V \end{cases} \quad (C7)$$

$$(III) \begin{cases} v = f_3(V) \text{ monotonous, such that} \\ \quad f_3(\pi/4) = N^{-1}(M(0)) \\ r = g(U, V) \text{ such that} \\ \left\{ \begin{array}{l} \frac{\partial g}{\partial V} = \frac{f_3'(V)}{2} \left(1 - \frac{2N(f_3(V))}{g(U, V)}\right) \\ g(U, \pi/4) = -\frac{1}{2}f_1(U - 2V_0 + \pi) \end{array} \right. \end{cases} \quad (C8)$$

$$(IV) \begin{cases} u = M^{-1}(N(f_3(U + \pi/2))) \\ r = h(U, V) \text{ such that} \\ \left\{ \begin{array}{l} \frac{\partial h}{\partial U} = -\frac{u'(U)}{2} \left(1 - \frac{2M(u(U))}{h(U, V)}\right) \\ h(-\pi/4, V) = 2m \left(1 + W\left(\frac{\tan V}{e}\right)\right) \\ h(U, \pi/2) = \infty \\ h(U, U + \pi/2) = g(U, U + \pi/2) \end{array} \right. \end{cases} \quad (C9)$$

$$(V) \begin{cases} v = M^{-1}(N(f_3(V_0))) + 2h(V_0 - \pi/2, V) \\ u = M^{-1}(N(f_3(V_0))) + 2h(V_0 - \pi/2, U + \pi/2) \end{cases} \quad (C10)$$

$$(VI) \begin{cases} u = P^{-1}(N(f_3(\mathcal{C}^{-1}(U)))) \\ r = j(U, V) \text{ such that} \\ \left\{ \begin{array}{l} \frac{\partial j}{\partial U} = -\frac{u'(U)}{2} \left(1 - \frac{2P(u(U))}{j(U, V)}\right) \\ j(2V_0 - \pi + V_1, V) = 2m \left(1 + W\left(-\frac{4m + f_2(V_1)}{4m + f_2(\pi/2 - V)} e^{-\frac{f_2(V_1)}{4m} + \frac{f_2(\pi/2 - V)}{4m} - 1}\right)\right) \\ j(2V_0 - \pi/2 - V, V) = 0 \\ j(\mathcal{C}(V), V) = g(\mathcal{C}(V), V) \end{array} \right. \end{cases} \quad (C11)$$

$$(VII) \begin{cases} u = -c_4 - f_2(U - 2V_0 + \pi) \\ \quad + 4m \log\left(1 + \frac{f_2(U - 2V_0 + \pi)}{4m}\right) \\ v = c_4 + f_2(\pi/2 - V) \\ \quad - 4m \log\left(1 + \frac{f_2(\pi/2 - V)}{4m}\right) \end{cases} \quad (C12)$$

There are three parameters m , V_0 and V_1 . The constants c_1, c_2, c_3 and c_4 are arbitrary. The functions g, h and j are fixed implicitly by the differential equations. The functions f_1, f_2 and f_3 are arbitrary. The functions P, M, N encode the phenomenology of the evaporation (two fix the position of the two pseudo-horizons, while the third fixes the rate of evaporation). The curve \mathcal{C} parametrise the boundary III/VI in the Penrose coordinates (it is space-like).

-
- [1] S. W. Hawking, “Black hole explosions?,” *Nature* **248** no. 5443, (Mar, 1974) 30–31.
- [2] R. M. Wald, “On particle creation by black holes,” *Communications in Mathematical Physics* **45** no. 1, (Feb, 1975) 9–34.
- [3] S. W. Hawking, “Breakdown of predictability in gravitational collapse,” *Physical Review D* **14** no. 10, (Nov, 1976) 2460–2473.
- [4] D. N. Page, “Information in black hole radiation,” *Physical Review Letters* **71** no. 23, (1993) 3743–3746, [arXiv:0000135489](#).
- [5] W. G. Unruh and R. M. Wald, “Information Loss,” *Reports on Progress in Physics* **80** (Mar, 2017) 92002, [arXiv:1703.02140](#).
- [6] S. D. Mathur, “The fuzzball proposal for black holes: an elementary review,” *Fortschritte der Physik* **53** no. 7-8, (2005) 793–827, [arXiv:0502050 \[hep-th\]](#).
- [7] Y. Aharonov, A. Casher, and S. Nussinov, “The unitarity puzzle and Planck mass stable particles,” *Physics Letters B* **191** no. 1-2, (Jun, 1987) 51–55.
- [8] A. Almheiri, D. Marolf, J. Polchinski, and J. Sully, “Black holes: Complementarity or firewalls?,” *Journal of High Energy Physics* **2013** (2013) 1–19, [arXiv:1207.3123](#).
- [9] S. B. Giddings, “Nonviolent information transfer from black holes: A field theory parametrization,” *Physical Review D - Particles, Fields, Gravitation and Cosmology* **88** no. 2, (2013) , [arXiv:arXiv:1302.2613v3](#).
- [10] A. Perez, “No firewalls in quantum gravity: The role of discreteness of quantum geometry in resolving the information loss paradox,” *Classical and Quantum Gravity* **32** no. 8, (2015) 84001, [arXiv:1410.7062](#).
- [11] C. Rovelli, “Black holes have more states than those giving the Bekenstein-Hawking entropy: a simple argument,” [arXiv:1710.00218](#).
- [12] E. Bianchi, M. Christodoulou, F. D’Ambrosio, H. M. Haggard, and C. Rovelli, “White Holes as Remnants: A Surprising Scenario for the End of a Black Hole,” [arXiv:1802.04264](#).

- [13] H. M. Haggard and C. Rovelli, “Black hole fireworks: quantum-gravity effects outside the horizon spark black to white hole tunneling,” *Physical Review D* **92** (2014) 104020, [arXiv:1407.0989](#).
- [14] C. Rovelli and F. Vidotto, “Planck stars,” *International Journal of Modern Physics D* **23** no. 12, (2014) , [arXiv:1401.6562](#).
- [15] C. Rovelli, “Planck stars as observational probes of quantum gravity,” *Nature Astronomy* **1** no. 3, (2017) 0065.
- [16] A. Ashtekar, J. Olmedo, and P. Singh, “Quantum extension of the Kruskal spacetime,” *Physical Review D* **98** no. 12, (2018) 15–18, [arXiv:arXiv:1806.02406v3](#).
- [17] A. Ashtekar, J. Olmedo, and P. Singh, “Quantum Transfiguration of Kruskal Black Holes,” *Physical Review Letters* **121** no. 24, (2018) 1–5, [arXiv:arXiv:1806.00648v2](#).
- [18] M. Christodoulou, C. Rovelli, S. Speziale, and I. Vilenky, “Planck star tunnelling time: An astrophysically relevant observable from background-free quantum gravity,” *Physical Review D* **94** (2016) 84035, [arXiv:1605.05268](#).
- [19] M. Christodoulou and F. D’Ambrosio, “Characteristic Time Scales for the Geometry Transition of a Black Hole to a White Hole from Spinfoams,” [arXiv:1801.03027](#).
- [20] C. Rovelli and P. Martin-Dussaud, “Interior metric and ray-tracing map in the firework black-to-white hole transition,” *Classical and Quantum Gravity* **35** no. 14, (2018) 147002, [arXiv:1803.06330](#).
- [21] C. Rovelli and F. Vidotto, “Small black/white hole stability and dark matter,” [arXiv:1805.03872](#).
- [22] T. De Lorenzo and A. Perez, “Improved Black Hole Fireworks: Asymmetric Black-Hole-to-White-Hole Tunneling Scenario,” *Phys. Rev. D* **93** (2016) 124018, [arXiv:1512.04566](#).
- [23] J. M. Bardeen, “Models for the nonsingular transition of an evaporating black hole into a white hole,” [arXiv:1811.06683](#).
- [24] C. Møller, “The Energy-Momentum Complex in General Relativity and Related Problems,” in *Les Théories Relativistes de la Gravitation*, pp. 15–29. CNRS, Royaumont, 1962.
- [25] W. A. Hiscock, “Models of evaporating black holes. I,” *Physical Review D* **23** no. 12, (1981) 2813–2822.
- [26] A. Fabbri and J. Navarro-Salas, *Modeling Black Hole Evaporation*. Imperial College Press, 2005.
- [27] W. A. Hiscock, “Models of evaporating black holes. II. Effects of the outgoing created radiation.,” *Physical Review D* **23** no. 12, (1981) 2823–2827.
- [28] D. N. Page, “Particle emission rates from a black hole: Massless particles from an uncharged, nonrotating hole,” *Physical Review D* **13** no. 2, (Jan, 1976) 198–206.
- [29] E. Bianchi and M. Smerlak, “Last gasp of a black hole: unitary evaporation implies non-monotonic mass loss,” *General Relativity and Gravitation* **46** no. 10, (Oct, 2014) 1809.
- [30] E. Bianchi and M. Smerlak, “Entanglement entropy and negative energy in two dimensions,” *Physical Review D - Particles, Fields, Gravitation and Cosmology* **90** no. 4, (Apr, 2014) , [arXiv:1404.0602](#).
- [31] J. L. Synge, “The Gravitational Field of a Particle,” *Proc. Irish Acad.* **A53** (1950) 83–114.
- [32] K. Peeters, C. Schweigert, and J. W. Van Holten, “Extended geometry of black holes,” *Classical and Quantum Gravity* **12** no. 1, (1995) 173–179, [arXiv:9407006 \[gr-qc\]](#).
- [33] F. D’Ambrosio and C. Rovelli, “How information crosses Schwarzschild’s central singularity,” *Classical and Quantum Gravity* **35** no. 21, (2018) .
- [34] T. Dray and G. t. Hooft, “The Effect of Spherical Shells of Matter on the Schwarzschild Black Hole,” *Communications in Mathematical Physics* **99** no. 4, (1985) 613–625.
- [35] B. Waugh and K. Lake, “Double-null coordinates for the Vaidya metric,” *Physical Review D* **34** no. 10, (Nov, 1986) 2978–2984.