

# Propagation and attenuation of sound in isothermal suspensions: An extension of the viscous and incompressible theory

Nils T. Basse<sup>1</sup>

*Elsas väg 23, 423 38 Torslanda, Sweden*

*December 20, 2024*

---

## Abstract

The existing viscous and incompressible theory of isothermal sound propagation and attenuation in suspensions considers solid particles which are infinitely viscous. We extend the theory by applying the Coriolis flowmeter "bubble theory". Here, the drag force is a function of both the Stokes number and the particle-to-fluid ratio of the dynamic viscosity [S.-M. Yang and L.G. Leal, A note on the memory-integral contributions to the force on an accelerating spherical drop at low Reynolds number, *Phys. Fluids A* **3**, 1822-1824 (1991)]. Aerosol and hydrosol examples are presented and differences between the original and extended theories are discussed.

---

## 1. Introduction

When sound propagates through a suspension, the sound speed is modified and the sound is attenuated; this can have important practical implications, e.g. for jet engines and rocket motors [1]. In this paper, we define a suspension to be any combination of particles entrained in a fluid. The particle can be either a fluid or a solid. Specifically, for aerosols (hydrosols), we define the fluid to be air (water), respectively.

The linear theory of isothermal sound propagation and attenuation in a suspension has been presented in [2, 3] for solid, i.e. infinitely viscous, particles. We will name this theory the "solid particle" (SP) theory.

Another linear theory of suspensions considers the reaction force on an oscillating fluid-filled container due to entrained particles [4]. This theory

---

<sup>1</sup>nils.basse@npb.dk

was motivated by the need to model two-phase flow in Coriolis flowmeters and is known as the "bubble theory". The bubble theory has been used to model both (i) measurement errors [5] and (ii) damping [6] experienced by Coriolis flowmetering of two-phase flow. The analogy between the bias flow aperture theory [7] and the bubble theory has been explored in [8]. In this paper, we will use the term "viscous particle" (VP) theory for the bubble theory.

Both theories consider viscous effects in incompressible fluids. In terms of included physics in the two theories, the main difference is that another drag force [9] is included in the VP theory; this drag force is a function of both the Stokes number and of the particle-to-fluid ratio of the dynamic viscosity. For the SP theory, the drag force only depends on the Stokes number - which depends on the dynamic viscosity of the fluid but not of the particle. Thus, the SP theory is a limiting case of the more general VP theory.

The paper is organised as follows: In Section 2, we present theoretical expressions for the particle-to-fluid velocity ratio and apply these to compare aerosols and hydrosols using both theories. We use the same mixture examples to compare sound propagation and attenuation in Section 3. A discussion is placed in Section 4 and we conclude in Section 5.

## 2. Particle-to-fluid velocity ratio

The particle-to-fluid velocity ratio is given as:

$$V = \frac{u_p}{u_f}, \quad (1)$$

where  $u_p$  is the particle velocity and  $u_f$  is the fluid velocity.

### 2.1. Theories

#### 2.1.1. Common assumptions and differences

For both theories, there are a number of common assumptions:

- Both the particles and fluid are considered to be incompressible.
- The particles are rigid, i.e. they are spherical and do not deform.
- Only translational effects are treated, thermal and pulsational effects [3] are disregarded.
- The theories are valid for low Reynolds number.
- The drag force for both theories is a function of the Stokes number.

Simultaneously, the main conceptual and physical differences are:

- The angular frequency  $\omega$  has a different physical meaning for the two theories: For the SP theory, it is the acoustic wave frequency and for the VP theory, it is the frequency of the container oscillation. However, mathematically they are completely equivalent.
- The drag force constitutes the physical difference between the theories; for the VP theory, the drag force depends on the dynamic viscosity of the particle, which is not the case for the SP theory.

### 2.1.2. Solid particle theory

The particle-to-fluid velocity ratio is:

$$V_{\text{SP}} = 3\delta \frac{\beta(2\beta + 3) + 3i(1 + \beta)}{2\beta^2(2 + \delta) + 9\beta\delta + 9i\delta(1 + \beta)}, \quad (2)$$

where  $\beta$  is the Stokes number and  $\delta = \rho_f/\rho_p$ . Here,  $\rho_f$  is the fluid density and  $\rho_p$  is the particle density. The Stokes number is:

$$\beta = a \sqrt{\frac{\omega \rho_f}{2\mu_f}}, \quad (3)$$

where  $a$  is the particle radius and  $\mu_f$  is the dynamic viscosity of the fluid.

From Eq. (2), the amplitude of the velocity ratio is:

$$|V_{\text{SP}}| = 3\delta \sqrt{\frac{4\beta^4 + 12\beta^3 + 18\beta^2 + 18\beta + 9}{4(2 + \delta)^2\beta^4 + 36\delta\beta^3(2 + \delta) + 81\delta^2(2\beta^2 + 2\beta + 1)}}, \quad (4)$$

and the phase angle of velocity ratio is:

$$\tan \eta_{\text{SP}} = -\frac{12(1 + \beta)\beta^2(1 - \delta)}{4\beta^4(2 + \delta) + 12\beta^3(1 + 2\delta) + 27\delta(2\beta^2 + 2\beta + 1)}, \quad (5)$$

where we have changed sign to follow the bubble theory convention [6] that a positive (negative)  $\eta$  means that the particles are leading (lagging) the fluid, respectively.

### 2.1.3. Viscous particle theory

The particle-to-fluid velocity ratio is:

$$V_{\text{VP}} = 1 + \frac{4(1 - \tau)}{4\tau - (9iG/\beta^2)}, \quad (6)$$

where

$$\tau = 1/\delta = \frac{\rho_p}{\rho_f} \quad (7)$$

The quantities below are defined in [9]:

$$G = 1 + \lambda + \frac{\lambda^2}{9} - \frac{(1 + \lambda)^2 f(\lambda)}{\kappa[\lambda^3 - \lambda^2 \tanh \lambda - 2f(\lambda)] + (\lambda + 3)f(\lambda)}, \quad (8)$$

where

$$\lambda = (1 + i)\beta \quad (9)$$

and

$$f(\lambda) = \lambda^2 \tanh \lambda - 3\lambda + 3 \tanh \lambda \quad (10)$$

The viscosity ratio is:

$$\kappa = \frac{\mu_p}{\mu_f}, \quad (11)$$

where  $\mu_p$  is the dynamic viscosity of the particle.

As for the SP theory, we write the amplitude of the velocity ratio:

$$|V_{VP}| = \sqrt{Re(V_{VP})^2 + Im(V_{VP})^2}, \quad (12)$$

and the phase angle of velocity ratio:

$$\tan \eta_{VP} = \frac{Im(V_{VP})}{Re(V_{VP})} \quad (13)$$

## 2.2. Examples

### 2.2.1. Aerosols

Density and viscosity ratios for the aerosols are collected in Table 1. Corresponding amplitudes and phases of the velocity ratio are shown in Figure 1.

For small Stokes numbers, the amplitude ratio is close to one, meaning that the particles are moving at the same velocity as the fluid. As the Stokes number increases, the particle velocity decreases with respect to the fluid velocity.

The phase of the velocity ratio becomes negative which means that the particles are lagging the fluid. This is mainly because the density of the particles is much higher than the density of air.

Results from the SP and VP theories are almost identical.

Table 1: Density and viscosity ratios for the aerosols treated.

	$\tau$	$\kappa$
Water-air mixture	831.7	50
Oil-air mixture	723.3	2500
Sand-air mixture	1833.3	5e16 ( $\infty$ )

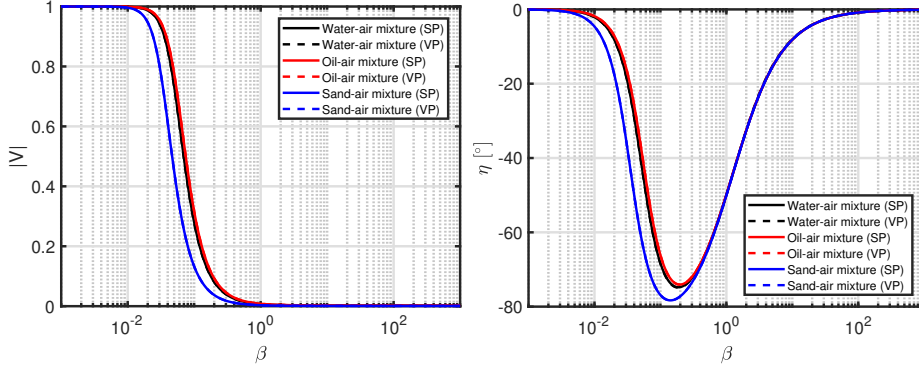


Figure 1: Velocity ratio for aerosols: Left: Amplitude, right: Phase. The SP theory is marked by solid lines and the VP theory is marked by dashed lines.

### 2.2.2. Hydrosols

Density and viscosity ratios for the hydrosols selected are collected in Table 2. Corresponding amplitudes and phases of the velocity ratio are shown in Figure 2.

Table 2: Density and viscosity ratios for the hydrosols treated.

	$\tau$	$\kappa$
Air-water mixture	1.2e-3	2e-2
Oil-water mixture	0.87	50
Sand-water mixture	2.2	1e15 ( $\infty$ )

As for aerosols, the amplitude of the velocity ratio is approximately one for small Stokes numbers; however, it can become both larger and smaller than one for large Stokes numbers. This is mainly a density effect, but as we see for the air-water mixture, there is also an additional effect due to the particle viscosity which is not captured by the SP theory.

The two theories also differ for the phase of the velocity ratio of the air-water mixture, both in the position and maximum value of the peak; the

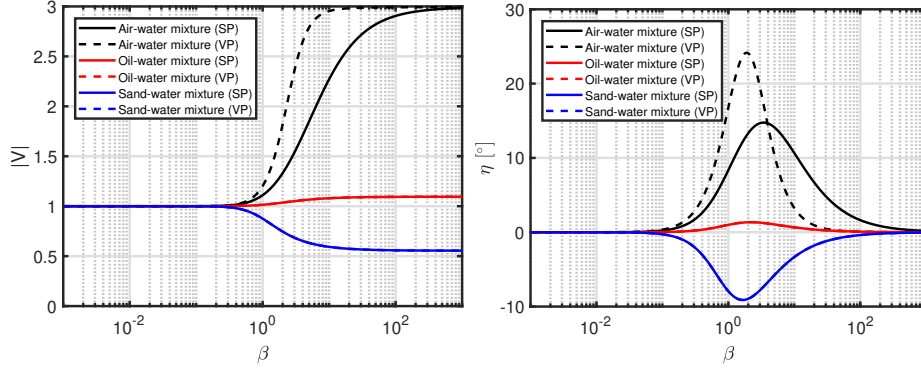


Figure 2: Velocity ratio for hydrosols: Left: Amplitude, right: Phase. The SP theory is marked by solid lines and the VP theory is marked by dashed lines.

phase is positive, meaning that the particles are leading the fluid.

For the oil-water and sand-water mixtures, the results from the SP and VP theories are almost identical.

What is different for the air-water case is the small value of  $\kappa$  combined with a small value of  $\tau$ , see Table 2; for this case we have derived the following approximation in [8]:

$$V_{\text{VP, air-water mixture}} \approx 1 + \frac{4\beta^2}{2\beta^2 + 9 \left( \frac{4\beta}{2\beta^2 + 6\beta + 9} + \kappa\beta \right) - i9 \left( \frac{4\beta^2 + 8\beta + 6}{2\beta^2 + 6\beta + 9} + \kappa\beta \right)} \quad (14)$$

### 3. Propagation and attenuation of sound

#### 3.1. Theory

##### 3.1.1. Exact expression

We present the dispersion relation following analysis as presented in Section 9.4 of [3], but only keeping the force source and disregarding the volume and heat sources:

$$\frac{k^2}{k_0^2} = 1 + \phi_v(\tau V - 1), \quad (15)$$

where  $k$  is the complex wavenumber,  $k_0$  is the equilibrium wavenumber and  $\phi_v$  is the volumetric particle fraction. Separating this into real and imaginary parts:

$$X(\omega) = Re\left(\frac{k^2}{k_0^2}\right) = 1 + \phi_v (\tau Re(V) - 1) \quad (16)$$

$$Y(\omega) = Im\left(\frac{k^2}{k_0^2}\right) = \phi_v \tau Im(V) \quad (17)$$

To obtain phase velocity and attenuation, we note that the wavenumber ratio can also be expressed as:

$$\frac{k^2}{k_0^2} = \frac{c_{sf}^2}{c_s^2(\omega)} - \hat{\alpha}^2 + 2i\hat{\alpha} \frac{c_{sf}}{c_s(\omega)}, \quad (18)$$

where  $c_{sf}$  is the isentropic fluid sound speed,  $c_s(\omega)$  is the nonequilibrium isentropic sound speed,  $\hat{\alpha} = \alpha c_{sf}/\omega$  is the nondimensional attenuation based on  $c_{sf}$  and  $\alpha$  is the attenuation coefficient.

Phase velocity and attenuation can now be specified as:

$$\frac{c_{sf}^2}{c_s^2(\omega)} = \frac{1}{2}X \left[ 1 + \sqrt{1 + (Y/X)^2} \right] \quad (19)$$

$$\hat{\alpha} = \sqrt{X/2} \left[ \sqrt{1 + (Y/X)^2} - 1 \right]^{1/2} \quad (20)$$

We note that there is a typo in the equation for  $c_{sf}^2/c_s^2(\omega)$  in [3] (Equation (9.4.19a)).

### 3.1.2. Simplified expression

For low damping, i.e.  $\hat{\alpha} \ll 1$ , we can write:

$$\frac{c_{sf}^2}{c_s^2(\omega)} \approx X \quad (21)$$

and:

$$\hat{\alpha} \approx \frac{1}{2}|Y| = \frac{1}{2}\phi_v \tau |Im(V)| \quad (22)$$

For this case we can write the scaled attenuation as:

$$\hat{\alpha}/\phi_v \approx \frac{1}{2}\tau |Im(V)| \quad (23)$$

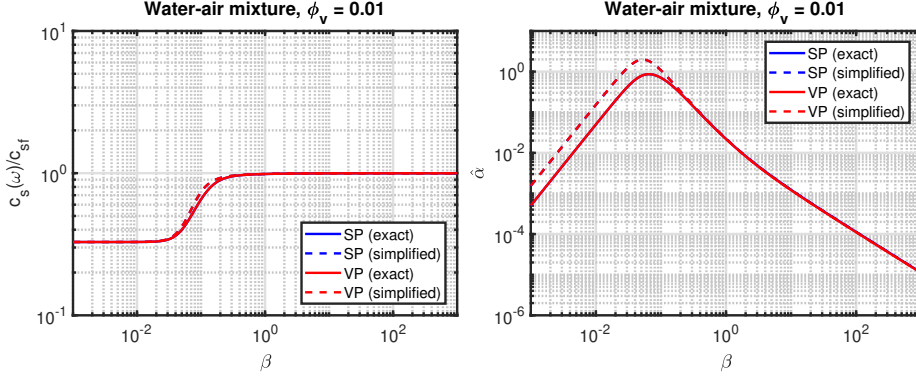


Figure 3: Water-air mixture, left: Normalized sound speed, right: Nondimensional attenuation. Exact expressions are marked by solid lines and simplified expressions are marked by dashed lines.

### 3.2. Examples

For all examples in this section, we plot both the exact and simplified expressions for the normalized sound speed and the nondimensional attenuation.

Also, we note that the volumetric particle fraction  $\phi_v$  is set to 0.01 (1%) for the examples.

#### 3.2.1. Aerosols

For the aerosols presented in Figures 3-5, the sound speed reduces significantly for small Stokes numbers, with ratios in the range of 0.2-0.4.

The peak nondimensional attenuation is of order one, meaning that the simplified expression is not accurate for small Stokes numbers; here, the exact expression should be employed.

Generally, the SP and VP theories agree well for all three aerosol examples.

#### 3.2.2. Hydrosols

Only very small sound speed changes are occurring for the hydrosols as shown in Figures 6-8.

The peak nondimensional attenuation is several orders of magnitude below one, meaning that the simplified expression can be used instead of the exact expression.

We observe that the nondimensional damping for the air-water mixture is different for the SP and VP theories; we will return to this finding in the Discussion.

For the oil-water and sand-water mixtures, the results from the SP and VP theories are almost identical.



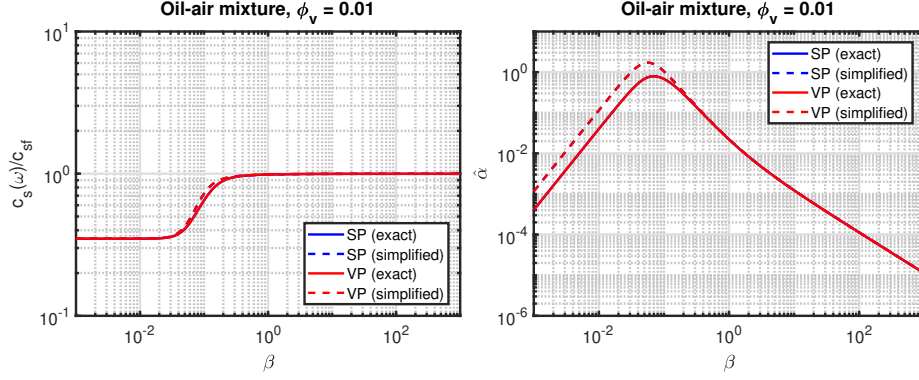


Figure 4: Oil-air mixture, left: Normalized sound speed, right: Nondimensional attenuation. Exact expressions are marked by solid lines and simplified expressions are marked by dashed lines.

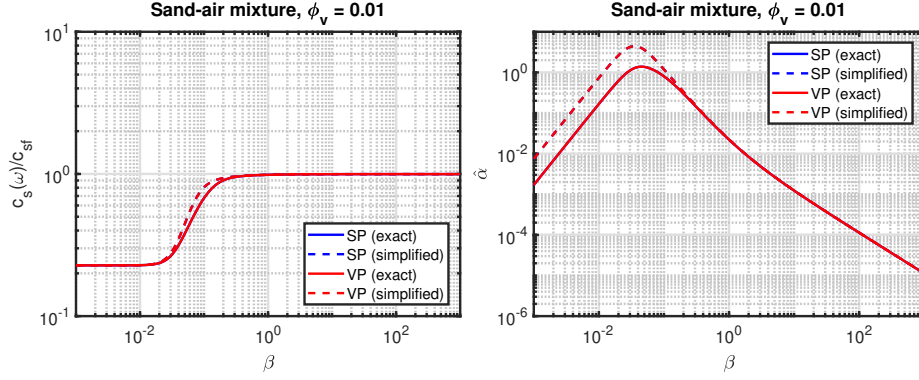


Figure 5: Sand-air mixture, left: Normalized sound speed, right: Nondimensional attenuation. Exact expressions are marked by solid lines and simplified expressions are marked by dashed lines.

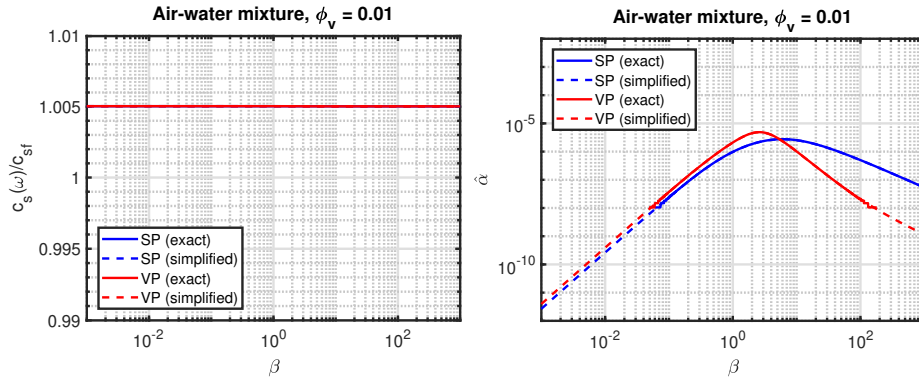


Figure 6: Air-water mixture, left: Normalized sound speed, right: Nondimensional attenuation. Exact expressions are marked by solid lines and simplified expressions are marked by dashed lines.

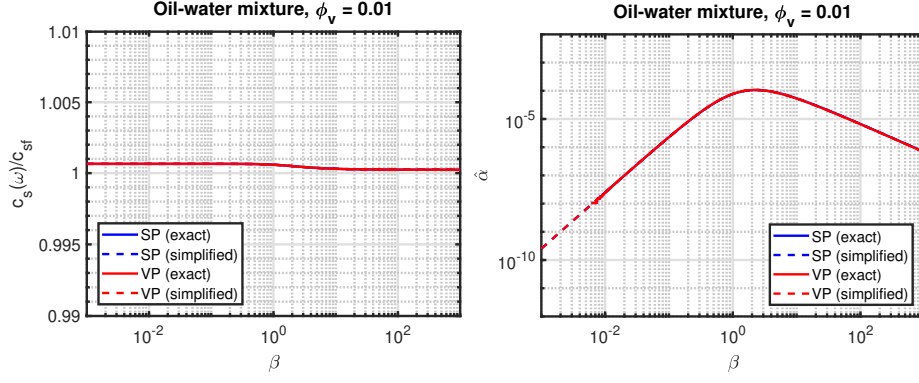


Figure 7: Oil-water mixture, left: Normalized sound speed, right: Nondimensional attenuation. Exact expressions are marked by solid lines and simplified expressions are marked by dashed lines.

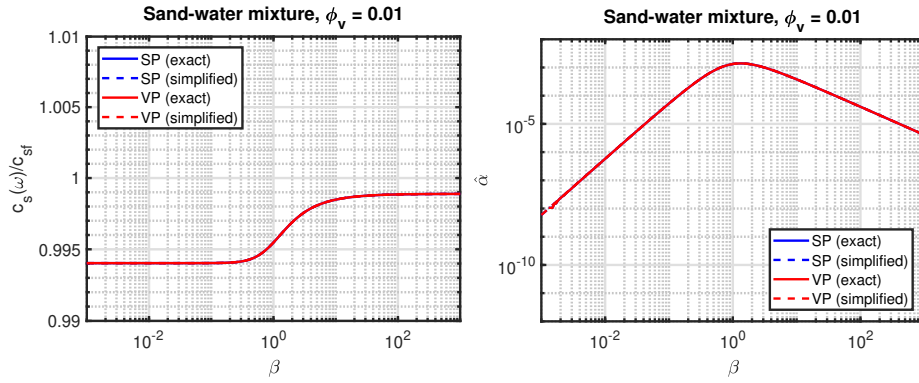


Figure 8: Sand-water mixture, left: Normalized sound speed, right: Nondimensional attenuation. Exact expressions are marked by solid lines and simplified expressions are marked by dashed lines.

## 4. Discussion

### 4.1. Measurements

We have seen one case where the VP theory is quite different from the SP theory: The air-water mixture, i.e. air bubbles entrained in water. This is an important case because the mixture (or similar ones) is quite common. In terms of measurements we refer to Figures 1.1.2 and 1.1.3 in [3]; the SP compressible [10] theory agrees well with the measurements for the speed of sound, but has deviations for the attenuation: The VP theory may help to explain this discrepancy.

### 4.2. Compressible fluid

The incompressible theories are valid for Stokes numbers below values of around 10-100; for larger Stokes numbers, compressibility effects have to be taken into account.

Compressible theories exist for both acoustics [10] and Coriolis flowmeters [11]:

- Acoustics: Compressible viscous fluid, solid particles
- Coriolis flowmeter: Compressible inviscid fluid, no particles

Since only the VP theory includes the particle viscosity, a next step would be to combine that theory with the compressible acoustics theory to describe: Compressible viscous fluid with viscous particles. A further step beyond that would be to consider effects due to compressible particles.

## 5. Conclusions

We have extended the linear theory of isothermal sound propagation and attenuation in suspensions by applying the Coriolis flowmeter "bubble theory": Here, the drag force is a function of both the Stokes number and the particle-to-fluid ratio of the dynamic viscosity.

Aerosol and hydrosol examples are presented.

Our main result is that we have established a significant difference in damping between the theories for the air-water mixture, i.e. air bubbles entrained in water.

## Acknowledgements

The author is grateful to Dr. John Hemp for creating, providing and explaining/discussing the Coriolis flowmeter bubble theory [4].

## References

- [1] M.S.Howe, *Acoustics of Fluid-Structure Interactions*, Cambridge University Press, 1998.
- [2] S.Temkin, Viscous attenuation of sound in dilute suspensions of rigid particles, *J. Acoust. Soc. Am.* **100**, 825-831 (1996).
- [3] S.Temkin, *Suspension Acoustics, An Introduction to the Physics of Suspensions*, Cambridge University Press, 2005.
- [4] J.Hemp, Reaction force of a bubble (or droplet) in a liquid undergoing simple harmonic motion, Unpublished, 1-13 (2003).
- [5] N.T.Basse, A review of the theory of Coriolis flowmeter measurement errors due to entrained particles, *Flow. Meas. Instrum.* **37**, 107-118 (2014).
- [6] N.T.Basse, Coriolis flowmeter damping for two-phase flow due to decoupling, *Flow. Meas. Instrum.* **52**, 40-52 (2016).
- [7] M.S.Howe, On the theory of unsteady high Reynolds number flow through a circular aperture, *Proc. R. Soc. Lond. A.* **366**, 205-223 (1979).
- [8] N.T.Basse, On the analogy between the bias flow aperture theory and the Coriolis flowmeter "bubble theory", *Flow. Meas. Instrum.* **71**, 101663 (2020).
- [9] S.-M.Yang and L.G.Leal, A note on the memory-integral contributions to the force on an accelerating spherical drop at low Reynolds number, *Phys. Fluids A* **3**, 1822-1824 (1991).
- [10] S.Temkin and C.-M.Leung, On the velocity of a rigid sphere in a sound wave, *J. Sound Vibration* **49**, 75-92 (1976).
- [11] J.Hemp and J.Kutin, Theory of errors in Coriolis flowmeter readings due to compressibility of the fluid being metered, *Flow Meas. Instrum.* **17**, 359-369 (2006).