

On Structured Lyapunov Functions and Dissipativity in Interconnected LTI Systems

Andrej Jokić and Ivica Nakić^{*†§}

May 16, 2019

In this paper we study connections between structured storage or Lyapunov functions of a class of interconnected systems (dynamical networks) and dissipativity properties of the individual systems. We prove that if a dynamical network, composed as a set of linear time invariant (LTI) systems interconnected over an acyclic graph, admits an additive quadratic Lyapunov function, then the individual systems in the network are dissipative with respect to a (nonempty) set of interconnection neutral supply functions. Each supply function from this set is defined on a single interconnection link in the network. Specific characterizations of neutral supply functions are presented which imply robustness of network stability/dissipativity to removal of interconnection links.

1 INTRODUCTION

In this paper we consider dissipative dynamical systems as introduced by Jan Willems in [12], [13]. The dynamical system $\dot{x} = f(x, d)$, $z = g(x, d)$, is defined to be dissipative with respect to the supply function $s(\cdot, \cdot)$ if there exists a storage $V : X \rightarrow \mathbb{R}$ such that the dissipation inequality

$$V(x(t_1)) \leq V(x(t_0)) + \int_{t_0}^{t_1} s(d(t), z(t)) dt \quad (1)$$

holds for all trajectories of x, d, z satisfying the system's dynamics, for all $t \in [t_0, t_1]$ and for all $t_0 < t_1$. The supply function quantifies the power supplied to (or extracted from) the system, while a storage function¹ quantifies the energy stored within the system at any given moment. The dissipation inequality implies that the difference in the stored energy over any finite time interval cannot exceed the amount of energy supplied to the system over the same time interval.

^{*}A. Jokić is with the Faculty of Mechanical Engineering and Naval Architecture, University of Zagreb, Ivana Lučića 5, 10000 Zagreb, Croatia, tel: +385921013815, e-mail: andrej.jokic@fsb.hr.

[†]Ivica Nakić is with the Department of Mathematics, Faculty of Science, University of Zagreb, e-mail: nakic@math.hr.

[‡]Correspondence address: A. Jokić, Faculty of Mechanical Engineering and Naval Architecture, University of Zagreb, Ivana Lučića 5, 10000 Zagreb, Croatia.

[§]This research has been supported by the Croatian Science Foundation under the projects 9354 “Control of Spatially Distributed Systems”, 9345 “MMACACMS”, IP-2016-06-2468 “Control of Dynamical Systems”, and by the European Regional Development Fund under the grant KK.01.1.1.01.0009 (DATACROSS).

¹In general definition we do not require a storage function to be non-negative, in accordance with the definition in [14]. In the paper we explicitly indicate when some particular storage function is assumed/required to be non-negative.

Being an extension of Lyapunov theory to open systems, i.e., systems with exogenous inputs and outputs, with inflow/outflow of power, the dissipativity theory is one of the major tools in both *i*) robust control theory (see, e.g., [3, 11]), where many of the problems can be formulated, solved or interpreted in this framework; and *ii*) stability analysis/control synthesis for large scale systems, see e.g. [8] for classical results and, e.g., [2, 7] for some more recent results.

Loosely speaking, in robust control, supply functions are used to model the way uncertainty in the system processes power. In large scale systems, supply functions are used to capture the power exchanges between the subsystems. In both cases, the notion of interconnection neutral supply functions, introduced in [12], often plays a central role.

One of the results from [12] (Theorem 5 from [12]) states that dissipative systems which are interconnected via a neutral interconnection constraint define a new dissipative system where the sum of storage functions of the individual subsystems is a storage function for the overall interconnected system. In this paper we are concerned with the converse statement: *if a set of interconnected systems is dissipative (stable) with a storage function (Lyapunov function) characterized by an additive structure², does then also necessarily exist a set of interconnection neutral supply functions with respect to which the individual systems in the network are dissipative?*

In this paper we consider linear time invariant (LTI) systems and quadratic supply and storage/Lyapunov functions. The main contributions are summarized as follows:

- In the case of two open interconnected LTI systems, existence of an additive storage function for an external supply rate with an additive structure implies existence of interconnection neutral supply functions. In the case of an autonomous interconnected LTI system, existence of a quadratic Lyapunov function with an additive structure implies existence of interconnection neutral supply functions.
- Generalization of the above results to acyclic networks³ of interconnected LTI systems.
- Specific characterizations of neutral supply functions are presented which imply robustness of network stability/dissipativity to a removal of interconnection links. Based on these results, we present sufficient conditions under which acyclic networks are robustly stable with respect to removal/disconnection of an interconnection link; as well as sufficient conditions under which networks with cycles are robustly stable with respect to removal/disconnection of a system.

To the best of our knowledge, and surprisingly, such (and similar) converse statements to [12, Theorem 5] have not been presented yet, with exception of our conference paper [5] which reported preliminary results on this topic. In [5] we have presented a proof of existence of neutral supply rates for two interconnected systems with no direct feed-through matrices (no algebraic loop) and indicated that the generalization to acyclic networks is possible, but with no detailed proof presented. In contrast, this paper contains results, with detailed proofs, for systems with algebraic loops, generalization to open systems and acyclic networks.

The remainder of the paper is organized as follows. In Section 2 we define the notions of dissipativity and interconnection neutral supply functions and present several results from [12] to set the stage for the main results of the paper. The main results of the paper are presented in Sections 3, 4 and 5. In Section 3 we consider interconnection of two systems only. These results are further extended in Section 4 to accommodate arbitrary acyclic networks. Characteristics of interconnection neutral supply rates and certain robustness properties of a network are mutually related in Section 5. A numerical example is

²In this context we say that a function has an *additive structure* if it is represented as a sum of local functions, where each local function is defined on a level of an individual system in a network.

³Precise definition of what we mean by acyclic network is presented in Section 4. This definition allows for two adjacent systems (G_i, G_j) in the network to be interconnected in feedback loops (there are outputs from G_i acting as inputs to G_j and vice-versa), but places restrictions on having more general cycles (loops) in the interconnections.

presented in Section 6. To make the presentation more clear, most of the proofs are collected in a single section, Section 7. Conclusions are summarized in Section 8. There are two appendices included which contain either well known (Appendix 8) or novel isolated results (Appendix 8) which are used in the proofs in Section 7.

2 PRELIMINARIES

2.1 Notation and terminology

Let \mathbb{R} denote the field of real numbers and let $\mathbb{R}^{m \times n}$ denote m by n matrices with elements in \mathbb{R} . I_n is the identity matrix with dimension n . Index n will be omitted when the dimension is clear from the context. The transpose of a matrix A is denoted by A^\top . $\text{Ker}A$ and $\text{Im}A$ are used to denote the kernel and the image space of A , respectively. The operator $\text{col}(\cdot, \dots, \cdot)$ stacks its operands into a column vector. For a set of (not necessarily square) matrices $\{M_1, M_2, \dots, M_n\}$ we use $\text{diag}(M_1, \dots, M_n)$ to denote the

matrix $\begin{pmatrix} M_1 & 0 & \dots & 0 \\ 0 & M_2 & \dots & 0 \\ \vdots & \vdots & \ddots & \vdots \\ 0 & 0 & \dots & M_n \end{pmatrix}$. The matrix inequalities $A \succ B$ ($A \prec B$) and $A \succeq B$ ($A \preceq B$) mean A and

B are symmetric and $A - B$ is positive definite (negative definite) and positive semi-definite (negative semi-definite), respectively. For a transfer matrix G with realization $G(s) = C(sI - A)^{-1}B + D$ we write $G = \left[\begin{array}{c|c} A & B \\ \hline C & D \end{array} \right]$. Blocks in matrices that can be inferred by symmetry are sometimes denoted by \star to save space. For a finite set Ω we use $|\Omega|$ to denote its cardinality.

Throughout the paper, when we refer to stability of a system, we will mean *asymptotic stability*. The term *stable* should be interpreted in that way.

2.2 Dissipativity of LTI systems with quadratic supply functions

Here we recall characterization of dissipativity for linear time invariant (LTI) systems in terms of linear matrix inequalities (LMI). For more details we refer to, e.g., [11].

The dynamical system $\dot{x} = f(x, d)$, $z = g(x, d)$ is said to be strictly dissipative if there exists $\varepsilon > 0$ so that the dissipation inequality (1) holds when $s(d(t), z(t))$ is replaced with $s(d(t), z(t)) - \varepsilon \|d(t)\|^2$. An LTI system G , given by

$$G: \begin{pmatrix} \dot{x} \\ z \end{pmatrix} = \begin{pmatrix} A & B \\ C & D \end{pmatrix} \begin{pmatrix} x \\ d \end{pmatrix}, \quad (2)$$

is dissipative with respect to the quadratic supply function

$$s(d, z) = \begin{pmatrix} d \\ z \end{pmatrix}^\top \begin{pmatrix} Q & S \\ S^\top & R \end{pmatrix} \begin{pmatrix} d \\ z \end{pmatrix}, \quad (3)$$

where Q and R are symmetric matrices of appropriate dimensions and S is a real matrix, if there exists a quadratic storage function

$$V(x) = x^\top P x, \quad (4)$$

such that the time derivative of $V(x(t))$ along the system's trajectories satisfies the *differential dissipation inequality*

$$\dot{V}(x(t)) \leq s(d(t), z(t)) \quad (5)$$

at any time t and for all (x, d, z) related via (2). The system (2) is strictly dissipative with quadratic supply and quadratic storage if for all $\text{col}(x(t), d(t)) \neq 0$ the inequality (5) holds with \leq replaced by $<$. The differential strict dissipativity condition is equivalent to the existence of a symmetric P such that the following linear matrix inequality (LMI) is feasible

$$\begin{pmatrix} I & 0 \\ -A & -B \\ 0 & I \\ C & D \end{pmatrix}^\top \begin{pmatrix} 0 & P & 0 & 0 \\ -P & 0 & 0 & 0 \\ 0 & 0 & -Q & -S \\ 0 & 0 & -S^\top & -R \end{pmatrix} \begin{pmatrix} I & 0 \\ -A & -B \\ 0 & I \\ C & D \end{pmatrix} \prec 0. \quad (6)$$

Note that we do not assume that the pair (A, B) is controllable. Since in this paper we will be exclusively dealing with *strict* dissipativity, no corresponding controllability assumptions are needed for the results presented in the paper, see e.g. Chapter 2 in [11] for details.

Several well-known results regarding robust dissipativity and robust stability are further presented in Appendix 8, as they are not required for presentation of the main results of the paper (Sections 3, 4 and 5), but are however used in the proofs of these results (Section 7).

2.3 Interconnection neutral supply rates

Consider two LTI systems G_i , $i = 1, 2$, with inputs (v_i, d_i) , outputs (w_i, z_i) and state vectors x_i , as presented in Figure 1. Suppose the systems are interconnected with the interconnection constraint $v_1 = w_2$ and $v_2 = w_1$.

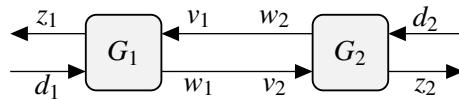


Figure 1: Open systems with external and interconnection signals.

Note that throughout the paper we will use symbols v and w (possibly with indexes, e.g., v_i , w_i) to refer respectively to input and outputs of a system, which are used to form interconnections with other systems. These signals therefore become internal signals for the connected system, when the interconnections are made. On the other side, we will use symbols d and z (possibly with indices, e.g., d_i , z_i) to refer respectively to exogenous inputs and outputs (exogenous with respect to the set of interconnected systems, that is, with respect to a network).

For $i = 1, 2$, let the system G_i be dissipative with respect to supply function $s_i(v_i, d_i, w_i, z_i)$ with a storage function $V_i(x_i)$ and suppose that the supply functions have the following additive structure

$$s_i(v_i, d_i, w_i, z_i) = s_{i,ext}(d_i, z_i) + s_{i,int}(v_i, w_i), \quad i = 1, 2. \quad (7)$$

The interconnection is said to be *neutral* with respect to the supply functions $s_{1,int}$, $s_{2,int}$ if

$$s_{1,int}(v_1, w_1) + s_{2,int}(v_2, w_2) = 0, \quad (8)$$

for all v_1, w_1, v_2, w_2 such that $v_1 = w_2$, $v_2 = w_1$. We will use the term *interconnection neutral supply functions* to refer to supply functions $s_{1,int}(v_1, w_1)$ and $s_{2,int}(v_2, w_2)$ which satisfy the above property.

We will use the symbol G to refer to the system obtained by interconnecting G_1 and G_2 . The following proposition originates from [12].

Proposition 2.1. Let G_1 and G_2 be strictly dissipative with respect to $s_1(v_1, d_1, w_1, z_1)$ and $s_2(v_2, d_2, w_2, z_2)$, which both have an additive structure as in (7). Let some corresponding storage functions be $V_1(x_1)$ and $V_2(x_2)$. Suppose the interconnected system G is well-posed and $s_{1,int}(v_1, w_1)$ and $s_{2,int}(v_2, w_2)$ are interconnection neutral supply functions. Then the system G is strictly dissipative with respect to the supply $s_{ext}(d_1, d_2, z_1, z_2) := s_{1,ext}(d_1, z_1) + s_{2,ext}(d_2, z_2)$.

Proof. Adding the two dissipation inequalities $\dot{V}_1(x_1) < s_1(v_1, d_1, w_1, z_1)$ and $\dot{V}_2(x_2) < s_2(v_2, d_2, w_2, z_2)$, the desired result follows directly from the neutrality condition (8), as it turns that $V(x_1, x_2) = V_1(x_1) + V_2(x_2)$ acts as a storage function for G with respect to $s_{ext}(d_1, d_2, z_1, z_2)$. \square

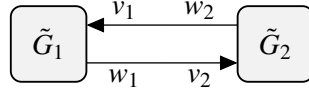


Figure 2: Interconnected system as an autonomous system.

Let us now consider an autonomous system \tilde{G} which consists of two interconnected systems \tilde{G}_1 and \tilde{G}_2 , as presented in Figure 2. Let x_1 and x_2 denote state vectors of \tilde{G}_1 and \tilde{G}_2 , respectively.

Proposition 2.2. Let \tilde{G}_1 and \tilde{G}_2 be strictly dissipative with respect to $s_{1,int}(v_1, w_1)$ and $s_{2,int}(v_2, w_2)$ with some corresponding storage functions $V_1(x_1)$ and $V_2(x_2)$, respectively. Suppose $V_1(\cdot)$ and $V_2(\cdot)$ are positive definite functions, the interconnected system \tilde{G} is well-posed and that $s_{1,int}(v_1, w_1)$ and $s_{2,int}(v_2, w_2)$ are interconnection neutral supply rates. Then the system \tilde{G} is stable.

Proof. Summing the strict dissipation inequalities $\dot{V}_1(x_1) < s_{1,int}(v_1, w_1)$ and $\dot{V}_2(x_2) < s_{2,int}(v_2, w_2)$, which hold for $\text{col}(x_1, v_1) \neq 0$ and $\text{col}(x_2, v_2) \neq 0$, with (8), we obtain $\dot{V}_1(x_1) + \dot{V}_2(x_2) < 0$ for $x_1 \neq 0$ and/or $x_2 \neq 0$. Therefore the positive definite function $V(x_1, x_2) := V_1(x_1) + V_2(x_2)$ is a Lyapunov function for the interconnected system G . \square

Extension of Propositions 2.1 and 2.2 to a larger number of interconnected systems is straightforward, see [12].

3 TWO INTERCONNECTED SYSTEMS

In this section we present the main results of the paper for the case of two interconnected systems. We prove suitably defined converse statements to those of Proposition 2.1 and Proposition 2.2. While Propositions 2.1 and 2.2 hold for general dissipative systems with general supply and storage functions, in this section, and in the remainder of the paper, we consider LTI systems with quadratic supply functions, i.e., supply functions in the form of (3) and quadratic storage functions, i.e., storage functions in the form of (4).

3.1 Interconnection with an algebraic loop

Consider two interconnected systems G_1 and G_2 , as depicted in Figure 3, where

$$G_i : \begin{pmatrix} \dot{x}_i \\ w_i \\ z_i \end{pmatrix} = \begin{pmatrix} A_i & B_i & E_i \\ C_i & D_i & 0 \\ F_i & K_i & L_i \end{pmatrix} \begin{pmatrix} x_i \\ v_i \\ d_i \end{pmatrix}, \quad i = 1, 2, \quad (9)$$

where $A_1 \in \mathbb{R}^{n_1 \times n_1}$, $D_1 \in \mathbb{R}^{n_{w_1} \times n_{v_1}}$, $L_1 \in \mathbb{R}^{n_{z_1} \times n_{d_1}}$, $A_2 \in \mathbb{R}^{n_2 \times n_2}$, $D_2 \in \mathbb{R}^{n_{w_2} \times n_{v_2}}$, $L_2 \in \mathbb{R}^{n_{z_2} \times n_{d_2}}$. With $n_{v_1} = n_{w_2}$, $n_{v_2} = n_{w_1}$, the systems are interconnected so that

$$v_1 = w_2, \quad v_2 = w_1. \quad (10)$$

Note that the existence of nonzero matrices D_1 and D_2 implies that there is a direct feed-through of the signal v_1 to the signal w_2 (see Figure 3). This is what we mean by the term that there exists an *algebraic loop* in the system. Furthermore, note that there is a direct feed-through from d_1 to z_1 and from v_1 to z_1 , but there is no direct feed-through from d_1 to w_1 . Analogous situation is with the system G_2 . These feed-through channels are illustrated with dashed lines in Figure 3. A distinguishing feature of the interconnected system (9), (10) is that there is no direct feed-through path that goes from an external input of G_1 to an external output of G_2 , that is, there is no direct feed-through path from d_1 to z_2 . Analogously, there is no direct feed-through path from d_2 to z_1 .

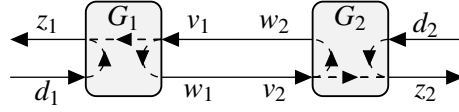


Figure 3: Two interconnected open systems.

We use the symbol G to denote the overall interconnected system presented in Figure 3 and defined by (9) and (10). The system G has exogenous inputs (d_1, d_2) and outputs (z_1, z_2) .

Theorem 3.1. *Let C_1 and C_2 be full row rank matrices and suppose the interconnected system G is well-posed. Suppose that the system G is strictly dissipative with respect to a quadratic supply function $s_{ext}(d_1, d_2, z_1, z_2)$, which is structured as follows (has an additive structure)*

$$s_{ext}(d_1, d_2, z_1, z_2) = s_{1,ext}(d_1, z_1) + s_{2,ext}(d_2, z_2), \quad (11)$$

and suppose there exists a storage function $V(x_1, x_2)$ which is an additive quadratic function as well, i.e., we have

$$V(x_1, x_2) = V_1(x_1) + V_2(x_2), \quad (12)$$

with V_1 and V_2 quadratic functions. Then there exist quadratic interconnection neutral supply functions $s_{1,int}(v_1, w_1)$ and $s_{2,int}(v_2, w_2)$ such that

$$s_{1,int}(v_1, w_1) + s_{2,int}(v_2, w_2) = 0 \quad \text{for } v_1 = w_2, v_2 = w_1, \quad (13)$$

and

i) G_1 is strictly dissipative with respect to the supply

$$s_1(d_1, v_1, z_1, w_1) := s_{1,ext}(d_1, z_1) + s_{1,int}(v_1, w_1)$$

with the storage function $V_1(x_1)$;

ii) G_2 is strictly dissipative with respect to the supply

$$s_2(d_2, v_2, z_2, w_2) := s_{2,ext}(d_2, z_2) + s_{2,int}(v_2, w_2)$$

with the storage function $V_2(x_2)$.

We emphasize that in the above theorem the storage functions V_1, V_2 from the statements (i) and (ii) are the same V_1, V_2 from (12).

Theorem 3.1 is a converse result to Proposition 2.1 and its proof is given in Section 7. The presented proof indeed exploits the assumption that both C_1 and C_2 are full row rank matrices and it is still an open question can this assumption be relaxed in this rather general setting. In Section 3.2 we show that when $D_1 = 0$ and $D_2 = 0$ the rank assumption can be omitted.

Let us now consider an autonomous system which consists of two interconnected systems \tilde{G}_1 and \tilde{G}_2 , as presented in Figure 2 and given by

$$\tilde{G}_i : \begin{pmatrix} \dot{x}_i \\ w_i \end{pmatrix} = \begin{pmatrix} A_i & B_i \\ C_i & D_i \end{pmatrix} \begin{pmatrix} x_i \\ v_i \end{pmatrix}, \quad i = 1, 2. \quad (14)$$

Let \tilde{G} denote the interconnected system obtained by imposing interconnection constraints $v_1 = w_2, v_2 = w_1$ on (14). The following Corollary follows from Theorem 3.1.

Corollary 3.2. *Let C_1 and C_2 be full row rank matrices. Suppose \tilde{G} is well-posed, stable and admits an additive quadratic Lyapunov function of the form $V(x_1, x_2) = V_1(x_1) + V_2(x_2)$. Then there exist quadratic interconnection neutral supply functions $s_{1,int}(v_1, w_1)$ and $s_{2,int}(v_2, w_2)$ such that $s_{1,int}(v_1, w_1) + s_{2,int}(v_2, w_2) = 0$ for $v_1 = w_2, v_2 = w_1$ and*

- (i) G_1 is strictly dissipative with respect to $s_{1,int}(v_1, w_1)$ with the storage function $V_1(x_1)$,
- (ii) G_2 is strictly dissipative with respect to $s_{2,int}(v_2, w_2)$ with the storage function $V_2(x_2)$.

Proof of Corollary 3.2 follows directly from the proof of Theorem 3.1 presented in Section 7.1 when in the proof we omit all the terms related to exogenous inputs/outputs d_1, d_2, z_1, z_2 (or equivalently, by setting $E_i = 0, F_i = 0, K_i = 0, L_i = 0$) and the external supply functions $s_{1,ext}(\cdot, \cdot)$ and $s_{2,ext}(\cdot, \cdot)$.

3.2 Interconnection without an algebraic loop

In many real-life cases systems are interconnected with no direct feed-through matrices, i.e., matrices D_1 and D_2 from (9) are zero matrices. It turns out that such interconnections have some specific features. Some of them are summarized in the following proposition and in Section 7.

Proposition 3.3. *Consider LTI systems given by (9) and suppose $D_1 = 0$ and $D_2 = 0$. Then Theorem 3.1 and Corollary 3.2 remain to hold even when C_1 and C_2 are not necessarily full row rank matrices.*

Note that with $D_1 = 0$ and $D_2 = 0$, the systems G and \tilde{G} are necessarily well-posed.

Proof of Proposition 3.3 is given in Section 7.2.

4 DYNAMICAL NETWORKS

In this section we first extend the results from Section 3 from two interconnected systems to more general dynamical networks. After introducing necessary definitions, we study acyclic networks, where, due to space limitations, we present results for *autonomous* acyclic dynamical networks only (i.e., generalization of Corollary 3.2). The corresponding results for *open* acyclic networks which are dissipative with respect to exogenous supply functions with additive structure (i.e., generalization of Theorem 3.1) straightforwardly follow along the same lines. At the end of the section, we summarize several results regarding neutral supply rates in networks with cycles.

4.1 Dynamical networks and additive Lyapunov functions

We define a *dynamical network* as a finite set of dynamical systems interconnected over some graph. More precisely, we use a directed graph $\Gamma := (\Omega, E)$ in which each vertex $G_i \in \Omega$ is identified with a dynamical system, while a directed edge $(G_i, G_j) \in E$ means that there is an output signal of G_i that is input to G_j . With an edge $(G_i, G_j) \in E$ we make the following input/output definitions: w_{ij} is an output from the system G_i and v_{ji} is the input to the system G_j . The interconnection constraint related to the edge (G_i, G_j) is given by $v_{ji} = w_{ij}$. We use x_i to denote the state vector of system G_i .

From the directed interconnection graph Γ , we define an undirected graph $\hat{\Gamma} = (\Omega, \hat{E})$, as follows

$$\left((G_i, G_j) \in E \right) \text{ or } \left((G_j, G_i) \in E \right) \iff (G_i, G_j) \in \hat{E}.$$

Graph $\hat{\Gamma}$ will be used below in this section to define what we mean by the term acyclic network.

Let \mathcal{N}_i denote the set of indices of systems adjacent to G_i in the graph $\hat{\Gamma}$, that is, $\mathcal{N}_i := \{j : (G_i, G_j) \in \hat{E}\}$. Consider an arbitrary system G_i from the dynamical network and let $\mathcal{N}_i = \{N_1^i, N_2^i, \dots, N_{r(i)}^i\}$ where $r(i) = |\mathcal{N}_i|$. We assume the system G_i has a state space realization of the following form

$$G_i : \begin{pmatrix} \dot{x}_i \\ w_{iN_1^i} \\ w_{iN_2^i} \\ \vdots \\ w_{iN_{r(i)}^i} \end{pmatrix} = \begin{pmatrix} A_i & B_{iN_1^i} & B_{iN_2^i} & \dots & B_{iN_{r(i)}^i} \\ C_{iN_1^i} & D_{iN_1^i} & 0 & \dots & 0 \\ C_{iN_2^i} & 0 & D_{iN_2^i} & \dots & 0 \\ \vdots & \vdots & \ddots & \vdots & 0 \\ C_{iN_{r(i)}^i} & 0 & 0 & \dots & D_{iN_{r(i)}^i} \end{pmatrix} \begin{pmatrix} x_i \\ v_{iN_1^i} \\ v_{iN_2^i} \\ \vdots \\ v_{iN_{r(i)}^i} \end{pmatrix}. \quad (15)$$

A distinguishing feature of (15) is that there are no direct feed-through paths from v_{ik} to w_{il} when $k \neq l$.

Let N denote the number of systems in a dynamical network, i.e., $N = |\Omega|$, and suppose the overall dynamics of the network is described by $\dot{x} = \mathcal{A}x$, where $x = \text{col}(x_1, \dots, x_N)$, $x_i \in \mathbb{R}^{n_i}$. We say that the dynamical network admits an additive quadratic Lyapunov function if there exists a block diagonal matrix $P = \text{diag}(P_1, \dots, P_N)$ with symmetric matrices $P_i \in \mathbb{R}^{n_i \times n_i}$, $P_i \succ 0$, such that $\mathcal{A}^\top P + P\mathcal{A} \prec 0$. Indeed, the term *additive* is used since the Lyapunov function defined with P is given by

$$V(x) = \underbrace{x_1^\top P_1 x_1}_{V_1(x_1)} + \dots + \underbrace{x_N^\top P_N x_N}_{V_N(x_N)}, \quad (16)$$

that is, $V(x)$ is a sum of local functions $V_i(x_i)$, where each V_i is *local* to the system i in a sense that it depends only on the states of that system.

4.2 Acyclic dynamical networks

We say that a dynamical network defined with a directed graph Γ is *acyclic* dynamical network if the corresponding undirected graph $\hat{\Gamma} = (\Omega, \hat{E})$ is acyclic. For definition of an acyclic graph we refer to, e.g., [1].

Theorem 4.1. *Suppose the graph $\hat{\Gamma}$ is acyclic, each G_i is represented in the form of (15) and either one of the following two cases holds:*

- 1) *the matrices D_{ij} in (15) are in general non-zero matrices while each matrix C_{ij} in (15) has full row rank;*
- 2) *$D_{ij} = 0$ for all (i, j) such that $(G_i, G_j) \in E$.*

Let the overall interconnected network be well-posed⁴. Then the following two statements are equivalent:

- i) The dynamical network admits an additive quadratic Lyapunov function of the form (16).
- ii) For each $G_i \in \Omega$ and each $j \in \mathcal{N}_i$ there exists a quadratic function $s_{ij}(v_{ij}, w_{ij})$ such that
 - a) G_i is strictly dissipative with respect to the supply function $\sum_{j \in \mathcal{N}_i} s_{ij}(v_{ij}, w_{ij})$ with local function $V_i(x_i) = x_i^\top P_i x_i$, with $P_i \succ 0$, as a storage function;
 - b) $s_{ij}(v_{ij}, w_{ij}) + s_{ji}(v_{ji}, w_{ji}) = 0$ for each (i, j) such that $(G_i, G_j) \in \hat{E}$.

Note that the condition in part (b) of the statement (ii) means that the supplies s_{ij} and s_{ji} are interconnection neutral supply functions for the interconnections between the systems G_i and G_j . We also emphasize that in the above theorem each local function $V_i(x_i)$ from (i) is indeed the same $V_i(x_i)$ as in (ii).

Proof of Theorem 4.1. The implication (ii) \implies (i) is trivial and is a straightforward generalization of Proposition 2.2. It remains to show (i) \implies (ii). The proof is based on a repeated applications of Theorem 3.1 and Corollary 3.2 for the case (1), or Proposition 3.3 for the case (2).

Suppose first that $\hat{\Gamma}$ is a connected graph. Consider an arbitrary system G_i from the network and let $\mathcal{N}_i = \{N_1^i, N_2^i, \dots, N_{r(i)}^i\}$ and $r(i)$ be defined as above in Section 4.1. Let $\mathcal{E}_i = \{e_1^i, e_2^i, \dots, e_{r(i)}^i\} := \{(G_i, G_{N_1^i}), \dots, (G_i, G_{N_{r(i)}^i})\}$, that is, \mathcal{E}_i is the set of all undirected edges which have G_i as an end vertex.

For each $G_i \in \Omega$ and $j \in \{1, \dots, r(i)\}$ we define the following two subgraphs of $\hat{\Gamma}$:

- i) $\hat{\Gamma}_+(\hat{\Gamma}, e_j^i)$ is the connected component of the graph $\hat{\Gamma} - e_j^i$ (the graph obtained by removing the edge e_j^i from the graph $\hat{\Gamma}$) which contains G_i ;
- ii) $\hat{\Gamma}_-(\hat{\Gamma}, e_j^i)$ is the connected component of the graph $\hat{\Gamma} - e_j^i$ which does not contain G_i .

Note that since $\hat{\Gamma}$ is an acyclic graph, for each edge e_j^i we can view the overall dynamical network as an interconnection of two systems: one as the dynamical network corresponding to $\hat{\Gamma}_+(\hat{\Gamma}, e_j^i)$ and the other as the dynamical network corresponding to $\hat{\Gamma}_-(\hat{\Gamma}, e_j^i)$. In the overall network $\hat{\Gamma}$, the two systems are interconnected over the edge e_j^i only. In the remainder we will refer to a dynamical system (dynamical network) simply by referring to its graph, i.e., we will use the term “system $\hat{\Gamma}_+(\hat{\Gamma}, e_j^i)$ ”.

Next we infer existence of interconnection neutral supply functions s_{ij}, s_{ji} for an arbitrary $G_i \in \Omega$ and for all $j \in \mathcal{N}_i$, which satisfy conditions (ii) from the theorem. In other words, we infer existence of neutral supply functions defined on all edges in \mathcal{E}_i for an arbitrary $G_i \in \Omega$. This is an iterative procedure described as follows, with k as the iteration counter:

Let $\hat{\Gamma}_0 := \hat{\Gamma}$, $k = 1$.

While $k < r(i) + 1$:

- if $k = 1$ we apply Corollary 3.2 (in case (1)) or Proposition 3.3 (in case (2)),
- if $k > 1$ we apply Theorem 3.1 (in case (1)), or Proposition 3.3 (in case (2)),

to infer the existence of interconnection neutral supply functions on the edge e_k^i between the systems $\hat{\Gamma}_+(\hat{\Gamma}_{k-1}, e_k^i)$ and $\hat{\Gamma}_-(\hat{\Gamma}_{k-1}, e_k^i)$. With $j = N_k^i$, denote these interconnection neutral supply functions with $s_{ij}(v_{ij}, w_{ij})$ and $s_{ji}(v_{ji}, w_{ji})$ from the statement (ii) of the theorem.

Denote $\hat{\Gamma}_k = \hat{\Gamma}_+(\hat{\Gamma}_{k-1}, e_k^i)$. Increase k by one and continue the procedure.

At each step of the procedure, the system $\hat{\Gamma}_k$ is strictly dissipative with respect to the external supply function $\sum_{j \in \{N_1^i, \dots, N_k^i\}} s_{ij}(v_{ij}, w_{ij})$ with the corresponding storage function being $\sum_{p \in T_k} V_p(x_p)$. Here T_k denotes the set of indices p of systems G_p which belong to the vertex set of $\hat{\Gamma}_k$.

⁴In the case (2) this is not an assumption as then the network is necessarily well-posed.

Finally, if the graph $\hat{\Gamma}$ is not connected, we can apply the presented procedure to each connected component of $\hat{\Gamma}$ separately. \square

The key feature in the procedure described in the above proof is that in each step all the assumptions for applying Corollary 3.2 or Theorem 3.1 are necessarily satisfied at each iteration.

Remark 4.2. *In the case of a graph $\hat{\Gamma}$ with a cycle, if $e \in E$ is an edge from a cycle in $\hat{\Gamma}$, we cannot use the above stated definitions of $\hat{\Gamma}_+(\hat{\Gamma}, e)$ and $\hat{\Gamma}_-(\hat{\Gamma}, e)$ to divide the network into two systems and to subsequently apply Corollary 3.2 or Theorem 3.1.*

Example 4.3. *In this example we illustrate the iterative procedure (presented in the proof of Theorem 4.1) for obtaining interconnection neutral supply rates for all three edges in the graph $\hat{\Gamma}$ in Figure 4a. Suppose the considered network belongs to the case (1) from Theorem 4.1. First the overall network is seen as the interconnection of G_1 and G_α , where G_α consists of interconnected G_2 , G_3 and G_4 , as presented in Figure 4a. Corollary 3.2 applies and we infer existence of interconnection neutral supply functions $s_{1\alpha}$, $s_{\alpha 1}$. Next, consider interconnection of G_4 and G_β , where G_β consists of interconnected G_2 and G_3 , as presented in Figure 4b. Neutral supplies follow from Theorem 3.1. Finally, consider G_2 and G_3 and apply again Theorem 3.1 to obtain s_{23}, s_{32} , see Figure 4c. Note that $s_{1\alpha} = s_{1\beta} = s_{12}$, $s_{\alpha 1} = s_{\beta 1} = s_{21}$, $s_{4\beta} = s_{42}$, $s_{\beta 4} = s_{24}$.*

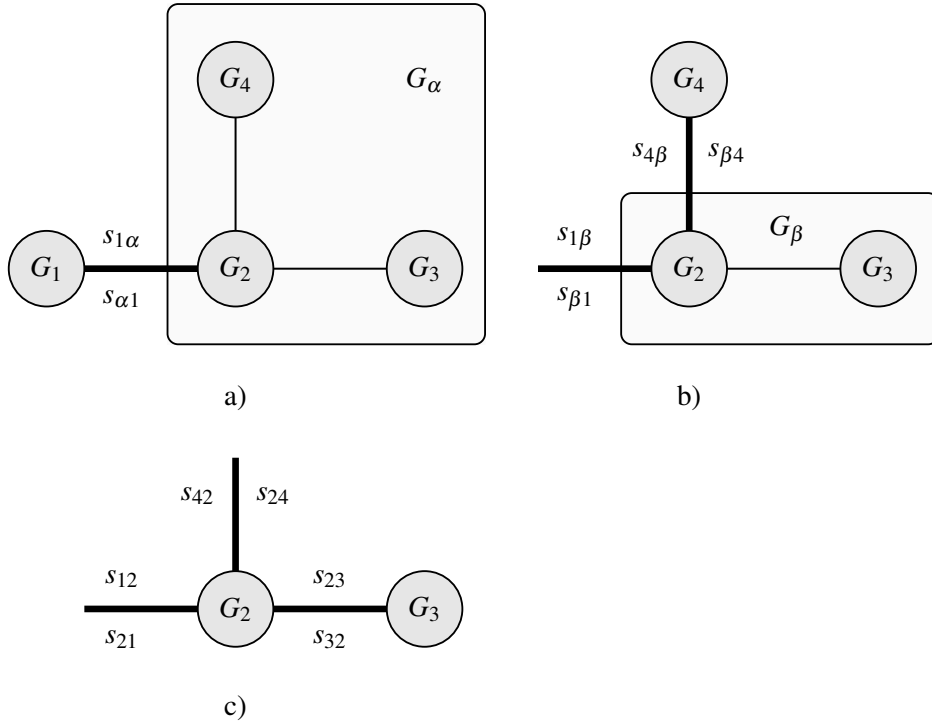


Figure 4: Illustration of the iterative procedure from the proof of Theorem 4.1.

4.3 Networks with cycles

We have already in Remark 4.2 pointed out to the main difficulty of generalizing Theorem 4.1 to networks where $\hat{\Gamma}$ contains cycles. However, Theorem 4.1 can be applied to infer certain dissipativity properties in networks with cycles as well, based on the following simple observation.

If we group subsets of connected systems from a dynamical network (i.e., from $\hat{\Gamma}$) and consider each of these groups as a single dynamical system, we obtain a graph of a network characterized with new set of vertices (“new systems”) and edges (“new interconnections”). We assume this grouping of systems is such that each system belongs to one and only one group. In this way, from $\hat{\Gamma}$ we obtain new undirected graph $\hat{\Gamma}_{new}$. Indeed, the underlying dynamical network behind Γ_{new} remains the same. This process is illustrated in Figure 5.

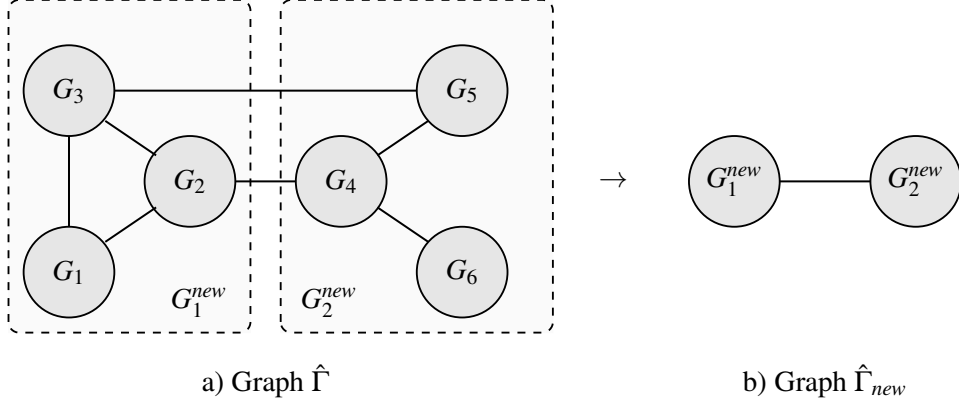


Figure 5: Example of grouping of vertices in $\hat{\Gamma}$ to obtain $\hat{\Gamma}_{new}$.

If the system behind the original graph $\hat{\Gamma}$ is stable and admits an additive Lyapunov function, then the system represented with $\hat{\Gamma}_{new}$ admits an additive Lyapunov function as well. Note that we can always partition networks with cycles in $\hat{\Gamma}$ to obtain $\hat{\Gamma}_{new}$ which is acyclic, and typically this partitioning can be done in several ways. If a network admits an additive Lyapunov function and $\hat{\Gamma}_{new}$ is an acyclic graph, we can use Theorem 4.1 to infer existence of interconnection neutral supply functions in connection to the edges of $\hat{\Gamma}_{new}$. A notable specific case of partitioning and the corresponding dissipativity characterizations are summarised in the following remark.

Remark 4.4. *Suppose $\hat{\Gamma}$ is an arbitrary graph, possibly containing cycles, and let G_i be an arbitrary system from the corresponding network. Suppose that the considered dynamical network is stable and admits an additive quadratic Lyapunov function. We can view the network as interconnection of two systems G_1^{new} and G_2^{new} , where $G_1^{new} := G_i$ and G_2^{new} is composed of all the remaining systems in the network. The corresponding graph $\hat{\Gamma}_{new}$ is acyclic, contains only two systems and we can apply Theorem 3.1 and Corollary 3.2. In this way we infer existence of interconnection neutral supply rate defined as quadratic function of all interconnecting signals between G_i and the rest of the network.*

5 NEUTRAL SUPPLY FUNCTIONS AND ROBUSTNESS

5.1 Stability robustness to connection/disconnection of an interconnection link

Consider an LTI dynamical system G with inputs (v_A, v_B) and outputs (w_A, w_B) , as depicted in Figure 6. Suppose that $v_A(t) \in \mathbb{R}^p$, $v_B(t) \in \mathbb{R}^q$ and $w_A(t) \in \mathbb{R}^q$, $w_B(t) \in \mathbb{R}^p$, that is, $v_A(t)$ and $w_B(t)$ are of the same dimension, while $v_B(t)$ and $w_A(t)$ are of the same dimension. Let $v := \text{col}(v_A, v_B)$, $w := \text{col}(w_A, w_B)$ and let x denote the state vector of G .

Lemma 5.1. *Let the system G be strictly dissipative with respect to a quadratic supply function $s(v, w)$ with an additive structure*

$$s(v, w) = s_A(v_A, w_A) + s_B(v_B, w_B) \quad (17)$$

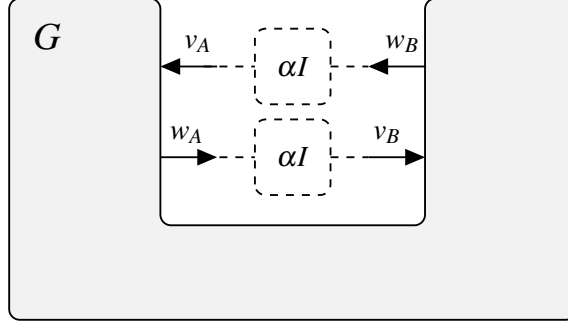


Figure 6: Dynamical system with an isolated interconnection link.

and with some corresponding quadratic storage function $V(x) = x^\top Px$. Suppose the following holds

- a) $s_A(v_A, w_A) + s_B(v_B, w_B) = 0$ for all $v_A = w_B, v_B = w_A$;
- b) $s_A(0, w_A) \leq 0$ for all $w_A \neq 0, s_B(0, w_B) \leq 0$ for all $w_B \neq 0$;
- c) $P \succ 0$.

Then the system G is stable and it remains stable if the following interconnection is made: $v_A = \alpha w_B, v_B = \alpha w_A$, for all $\alpha \in [0, 1]$.

Proof. The conditions (a) and (b) are satisfied if and only if $R \succeq 0, Q \preceq 0$ and the supply $s(v, w)$ is structured as follows

$$s(v, w) = - \begin{pmatrix} v_A \\ v_B \\ w_A \\ w_B \end{pmatrix}^\top \underbrace{\begin{pmatrix} Q & 0 & S & 0 \\ 0 & -R & 0 & -S^\top \\ -S^\top & 0 & R & 0 \\ 0 & -S & 0 & -Q \end{pmatrix}}_{\Pi} \begin{pmatrix} v_A \\ v_B \\ w_A \\ w_B \end{pmatrix}. \quad (18)$$

Since for $\alpha \in [0, 1]$ we have

$$(\star)^\top \Pi \begin{pmatrix} 0 & \alpha I \\ -\alpha I & 0 \\ I & 0 \\ 0 & I \end{pmatrix} = \begin{pmatrix} (1 - \alpha^2)R & \\ 0 & -(1 - \alpha^2)Q \end{pmatrix} \succeq 0 \quad (19)$$

the desired result follows directly from Theorem 8.1 in Appendix 8 with

$$H = \begin{pmatrix} 0 & \alpha I \\ \alpha I & 0 \end{pmatrix} \in \mathbf{H} = \left\{ \begin{pmatrix} 0 & \alpha I \\ \alpha I & 0 \end{pmatrix} : \alpha \in [0, 1] \right\}$$

□

In Lemma 5.1, the exposed interconnection link defined with an output-input pair (w, v) does not need to be an interconnection link from an acyclic network. Indeed, the system G is an arbitrary LTI system, with no specific structure required. Also note that no specific structure on the Laypunov function (i.e., on the matrix P) was imposed. In the following subsection, we will use the following convenient interpretation of this result. Suppose that some interconnection link in a system is characterized with an interconnection neutral supply function which satisfies the property (b) from Lemma 5.1 and with a positive definite storage function. Then the system is stable irrespective of whether the interconnection is present or not.

5.2 Acyclic networks with no algebraic loops

The following proposition is proved in Section 7.3.

Proposition 5.2. *Consider LTI systems given by (9).*

- (a) *Let $D_i = 0$, $K_i = 0$ and $L_i = 0$, $i = 1, 2$. Then the statement of Theorem 3.1 holds with full row rank assumption on C_1 and C_2 omitted and with some interconnection neutral supply functions $s_{1,int}$ and $s_{2,int}$ which satisfy the following condition*

$$s_{1,int}(0, w_1) \leq 0, s_{2,int}(0, w_2) \leq 0 \text{ for all } w_1 \neq 0, w_2 \neq 0. \quad (20)$$

- (b) *Let $D_1 = 0$, $D_2 = 0$. Then Corollary 3.2 holds with full row rank assumption on C_1 and C_2 omitted and with some interconnection neutral supply functions $s_{1,int}$ and $s_{2,int}$ which satisfy (20).*

The following result follows directly from Proposition 5.2, Theorem 4.1 and Lemma 5.1.

Corollary 5.3. *Consider a dynamical network which belongs to the case (2) from Theorem 4.1 and suppose it admits an additive Lyapunov function of the form (16). Then the network is robustly stable with respect to removal (disconnection) of an arbitrary edge from $\hat{\Gamma}$.*

5.3 Networks with cycles and no algebraic loops

The following result follows directly from Remark 4.4, Proposition 5.2 and Lemma 5.1.

Corollary 5.4. *Consider an arbitrary dynamical network defined in Section 4.1 (hence graph $\hat{\Gamma}$ can contain cycles) in which dynamics of the system G_i is given by (15) with $D_{ij} = 0$ for all (i, j) such that $(G_i, G_j) \in E$. Suppose that the network admits an additive Lyapunov function of the form (16). Then the network is robustly stable with respect to removal (disconnection) of the system G_i from the network⁵.*

Simpler, alternative approach to prove Corollary 5.3 and Corollary 5.4, which avoids proving existence of interconnection neutral supply rates (Theorem 4.1) and their characterizations (Proposition 5.2), is presented in [5]. Still we believe that the characterizations and insights obtained from the proofs based on existence of interconnection neutral supply rates are of independent interest.

6 EXAMPLE

Numerical example presented in this section is based on the example from Section VI in [4]. There a DC-grid is presented, which is here illustrated in Figure 7. The grid consists of a DC voltage source E , two resistive loads with resistances R_{L1} and R_{L3} and a battery. Each of three transmission lines of the network has resistance R and inductance L .

The voltage and the current of load 1, the battery, and the load 3 are denoted by (u_1, i_1) , (u_2, i_2) and (u_3, i_3) , respectively. Furthermore, load 1, the battery and load 3 are equipped with ideal DC-DC converters with voltage gains d_1, d_2 and d_3 , respectively. The overall network is seen as an interconnection of 3 dynamical systems, as presented in Figure 8 and as described next.

The first system G_1 consists of load 1, its converter and the transmission line. This is a first order system with a single state $x_1 := i_1$, which is the current over the corresponding transmission inductance. Input to G_1 is voltage u_2 , and output of G_1 is voltage u_1 .

The second system G_2 consists of the battery, its converter and a transmission line. The state vector of this system is $x_2 := \text{col}(s, i_2)$, where s denotes the state of charge of the battery and is assumed to be

⁵By this we mean removal of the system G_i together with all edges $(G_i, G_j) \in E$ from the graph Γ .

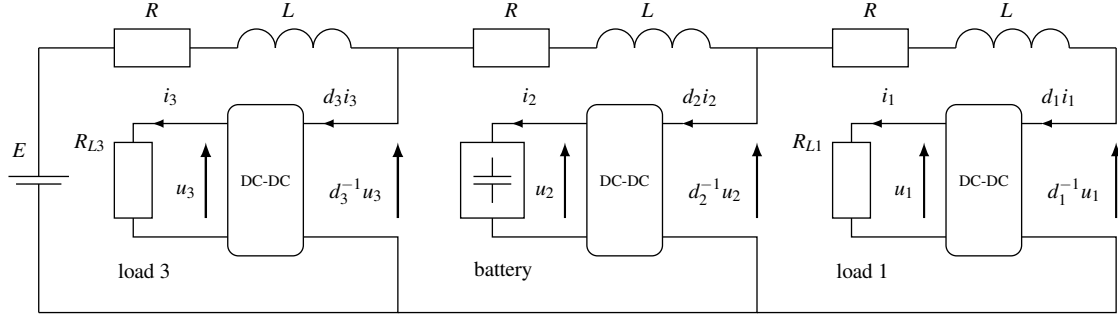


Figure 7: An example of a DC-grid, from [4].

linear with respect to u_2 , that is, $s = Ku_2$ where K is a given constant. The dynamics of the battery is modelled as $\dot{s} = i_2$. Input to G_2 is $\text{col}(u_1, u_3)$, while the output is $\text{col}(u_2, u_2)$, as presented in Figure 8.

The third system G_3 consists of load 3, its converter, a transmission line and the voltage source E . Here the state vector is $x_3 := i_3$, the input is u_2 and the output is u_3 .

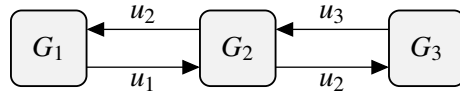


Figure 8: Interconnection of systems in the DC-grid

With the above descriptions, the state-space realizations of the three systems are given as follows:

$$G_1 = \left[\begin{array}{c|c} -\frac{R+d_1^{-2}R_{L1}}{L} & \frac{d_1^{-1}d_2^{-1}}{L} \\ \hline R_{L1} & 0 \end{array} \right], \quad G_3 = \left[\begin{array}{c|c} -\frac{R+2d_3^{-2}R_{L3}}{L} & \frac{d_2^{-1}d_3^{-1}}{L} \\ \hline R_{L3} & 0 \end{array} \right],$$

$$G_2 = \left[\begin{array}{cc|cc} 0 & 1 & 0 & 0 \\ -\frac{2d_2^{-2}}{KL} & -\frac{R}{L} & \frac{d_1^{-1}d_2^{-1}}{L} & \frac{d_2^{-1}d_3^{-1}}{L} \\ \hline \frac{1}{K} & 0 & 0 & 0 \\ \frac{1}{K} & 0 & 0 & 0 \end{array} \right].$$

Note that in the above models, and in Figure 8, we do not consider E as an exogenous input. Instead we assume E to be a constant signal while the values of the states and the interconnecting signals denote their deviations from the corresponding equilibrium values. Numerical values of the parameters are as well taken from [4] and are as follows: $R = 1\Omega$, $L = 10^{-3}\text{H}$, $K = 10\text{F}$, $R_{L1} = R_{L3} = 20\Omega$. $(d_1, d_2, d_3) = (0.3953, 0.1634, 0.7785)$.

It can easily be verified that the considered dynamical network is stable and admits an additive quadratic Lyapunov function $V(x_1, x_2, x_3) = V_1(x_1) + V_2(x_2) + V_3(x_3)$, where

$$V_1(x_1) = 3.3282 i_1^2, \quad V_2(x_2) = \begin{pmatrix} s \\ i_2 \end{pmatrix}^\top \begin{pmatrix} 14.3127 & 0.0261 \\ 0.0261 & 0.0069 \end{pmatrix} \begin{pmatrix} s \\ i_2 \end{pmatrix},$$

$$V_3(x_3) = 2.3523 i_3^2.$$

Theorem 4.1 states that there exist interconnection neutral supply functions defined on the interconnection links. We have applied the iterative procedure described in the proof of Theorem 4.1 to

construct a set of such supply functions. We have that G_1 is strictly dissipative w.r.t. supply function $s_{12}(u_2, u_1)$ with the storage $V_1(x_1)$; the system G_2 is strictly dissipative w.r.t. $s_{21}(u_1, u_2) + s_{23}(u_3, u_2)$ with the storage $V_2(x_2)$; and the system G_3 is strictly dissipative w.r.t. $s_{32}(u_2, u_3)$ with the storage $V_3(x_3)$, where

$$s_{12}(u_2, u_1) = \begin{pmatrix} u_2 \\ u_1 \end{pmatrix}^\top \begin{pmatrix} 4754.6 & 1543.5 \\ 1543.5 & -1637.6 \end{pmatrix} \begin{pmatrix} u_2 \\ u_1 \end{pmatrix}, \quad (21)$$

$$s_{21}(u_1, u_2) = \begin{pmatrix} u_1 \\ u_2 \end{pmatrix}^\top \begin{pmatrix} 1637.6 & -1543.5 \\ -1543.5 & -4754.6 \end{pmatrix} \begin{pmatrix} u_1 \\ u_2 \end{pmatrix}, \quad (22)$$

$$s_{23}(u_3, u_2) = \begin{pmatrix} u_3 \\ u_2 \end{pmatrix}^\top \begin{pmatrix} 608 & -506.8 \\ -506.8 & -2298.6 \end{pmatrix} \begin{pmatrix} u_3 \\ u_2 \end{pmatrix}, \quad (23)$$

$$s_{32}(u_2, u_3) = \begin{pmatrix} u_2 \\ u_3 \end{pmatrix}^\top \begin{pmatrix} 2298.6 & 506.8 \\ 506.8 & -608 \end{pmatrix} \begin{pmatrix} u_2 \\ u_3 \end{pmatrix}. \quad (24)$$

Note that $s_{12}(u_2, u_1) + s_{21}(u_1, u_2) = 0$ and $s_{23}(u_3, u_2) + s_{32}(u_2, u_3) = 0$. We remark that in the calculation of the supply functions according to the constructive procedure from the proof of Theorem 3.1, we have chosen $\alpha = 0.5$ in (55).

A posteriori tests, based on verification of the corresponding strict dissipativity LMIs of the form (6), indeed confirm that all three systems are strictly dissipative w.r.t. supply functions and with the storage functions as described above in the text. Note that $s_{12}(0, u_1) < 0$ for all $u_1 \neq 0$; $s_{21}(0, u_2) + s_{23}(0, u_2) < 0$ for all $u_2 \neq 0$ and $s_{32}(0, u_3) < 0$ for all $u_3 \neq 0$, which is in accordance with the statements of Proposition 5.2. Finally, it is easily verified that the network stability is robust w.r.t. removal of the interconnection links, what is in conformity with Corollary 5.3.

7 PROOFS

This section contains proofs of the novel results presented in this paper. Some of the proofs make use of the non-conservative robust stability and robust dissipativity characterizations based on the full block S-procedure [10, 9], which are suitably summarized in Appendix 8.

7.1 Proof of Theorem 3.1

Step 0: Starting point, main idea and overview. The system G can be presented as system G_0 with an interconnection matrix $H = \begin{pmatrix} 0 & I \\ I & 0 \end{pmatrix}$ in a feedback loop, as illustrated in Figure 12b in Appendix 8, where the system G_0 is presented in Figure 9.

The system G_0 from Figure 9 is given by (89) with $M = 0$, $x = \text{col}(x_1, x_2)$, $w = \text{col}(w_1, w_2)$, $v = \text{col}(v_1, v_2)$, $d = \text{col}(d_1, d_2)$, $z = \text{col}(z_1, z_2)$; with $A = \text{diag}(A_1, A_2)$ and with B, C, D, E, F, K, L defined as block diagonal matrices in the same way as A .

Let the external supply function be given by

$$s_{ext}(d, z) := - \begin{pmatrix} d \\ z \end{pmatrix}^\top \begin{pmatrix} Q^P & S^P \\ (S^P)^\top & R^P \end{pmatrix} \begin{pmatrix} d \\ z \end{pmatrix}.$$

The fact that s_{ext} has an additive structure implies that the matrices in the above definition of s_{ext} are block diagonal, as follows:

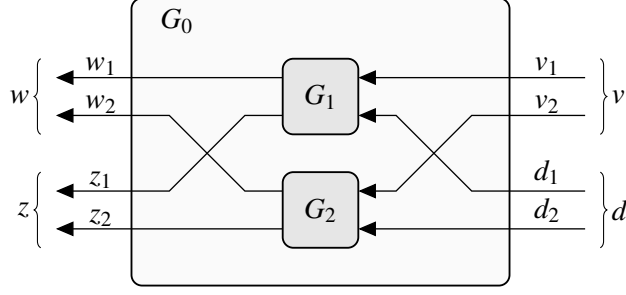


Figure 9: The system G_0 .

$$\Pi^P = \begin{pmatrix} Q^P & S^P \\ (S^P)^\top & R^P \end{pmatrix} := \begin{pmatrix} Q_1^P & 0 & S_1^P & 0 \\ 0 & Q_2^P & 0 & S_2^P \\ (S_1^P)^\top & 0 & R_1^P & 0 \\ 0 & (S_2^P)^\top & 0 & R_2^P \end{pmatrix}, \quad (25)$$

since then we have

$$s_{ext}(d, z) = \sum_{i=1}^2 \underbrace{\begin{pmatrix} d_i \\ z_i \end{pmatrix}^\top \begin{pmatrix} -Q_i^P & -S_i^P \\ -(S_i^P)^\top & -R_i^P \end{pmatrix} \begin{pmatrix} d_i \\ z_i \end{pmatrix}}_{s_{i,ext}(d_i, z_i)}. \quad (26)$$

The dissipativity condition with respect to $s_{ext}(d, z)$ and with a storage function $V(x) = x^\top P x$ is, according to statement (b) of Theorem 8.2 from Appendix 8, equivalent to the existence of a multiplier

$$\Pi = \begin{pmatrix} Q & S \\ S^\top & R \end{pmatrix} \quad (27)$$

such that

$$\begin{pmatrix} H \\ I \end{pmatrix}^\top \underbrace{\begin{pmatrix} Q & S \\ S^\top & R \end{pmatrix}}_{\Pi} \begin{pmatrix} H \\ I \end{pmatrix} \succeq 0 \quad (28)$$

and

$$(\star)^\top \begin{pmatrix} 0 & P & 0 & 0 & 0 & 0 \\ P & 0 & 0 & 0 & 0 & 0 \\ 0 & 0 & Q & S & 0 & 0 \\ 0 & 0 & S^\top & R & 0 & 0 \\ 0 & 0 & 0 & 0 & Q^P & S^P \\ 0 & 0 & 0 & 0 & (S^P)^\top & R^P \end{pmatrix} \begin{pmatrix} I & 0 & 0 \\ A & B & E \\ 0 & I & 0 \\ C & D & 0 \\ 0 & 0 & I \\ F & K & L \end{pmatrix} \prec 0. \quad (29)$$

Note that Π is in general a full-block multiplier (i.e., Π is a *full symmetric matrix*). Furthermore, note that we do not require any condition regarding definiteness of the matrix R^P , as opposed to the case in statement (a) of Theorem 8.2.

Since the statement of Theorem 3.1 assumes a storage function $V(x)$ with an additive structure, the matrix P in (29) is block diagonal matrix, that is, $P = \text{diag}(P_1, P_2)$.

Next we present the main idea of the proof.

The starting point: The LMIs (28) and (29) are necessarily satisfied for some full block Π . The LMI (29) implies (see Section 2.2) that the system G_0 is dissipative with respect to the supply function $s(v, w, d, z) := s_H(v, w) + s_{ext}(d, z)$, where

$$s_H(v, w) = - \begin{pmatrix} v \\ w \end{pmatrix}^\top \underbrace{\begin{pmatrix} Q & S \\ S^\top & R \end{pmatrix}}_{\Pi} \begin{pmatrix} v \\ w \end{pmatrix}. \quad (30)$$

The goal: Recall that our goal is to show that for $i = 1, 2$, the system G_i is strictly dissipative with $s_i(d_i, v_i, z_i, w_i) = s_{i,ext}(d_i, z_i) + s_{i,int}(v_i, w_i)$ with respect to the storage function $V_i(x_i) = x_i^\top P_i x_i$. We will call these conditions *local dissipativity conditions*. Furthermore, we require $s_{1,int}(v_1, w_1) + s_{2,int}(v_2, w_2) = 0$, for all $v_1 = w_2, v_2 = w_1$. We will call this condition the *neutrality condition*. Next we show how we can “translate” these desired properties into equivalent conditions imposed on G_0 and Π , via (28), (29) and the dissipativity interpretation of (29).

Suppose that the matrices Q, S and R from (29), i.e., from (30), are block diagonal, that is, $Q = Q^D := \text{diag}(Q_1^D, Q_2^D)$, $R = R^D := \text{diag}(R_1^D, R_2^D)$ and $S = S^D := \text{diag}(S_1^D, S_2^D)$, with the dimensions of the blocks in conformity with dimensions of v_1, v_2, w_1, w_2 that appear in v and w from (30). In that case, and since **all** the matrices (e.g., P, A, B , etc.) that appear in (29) are block diagonal (now including also $Q = Q^D, R = R^D, S = S^D$), the LMI (29) can be decomposed into the following two independent LMIs:

$$(*)^\top \begin{pmatrix} 0 & P_i & 0 & 0 & 0 & 0 \\ P_i & 0 & 0 & 0 & 0 & 0 \\ 0 & 0 & Q_i^D & S_i^D & 0 & 0 \\ 0 & 0 & (S_i^D)^\top & R_i^D & 0 & 0 \\ 0 & 0 & 0 & 0 & Q_i^P & S_i^P \\ 0 & 0 & 0 & 0 & (S_i^P)^\top & R_i^P \end{pmatrix} \begin{pmatrix} I & 0 & 0 \\ A_i & B_i & E_i \\ 0 & I & 0 \\ C_i & D_i & 0 \\ 0 & 0 & I \\ F_i & K_i & L_i \end{pmatrix} \prec 0, \quad (31)$$

$i = 1, 2$. These two LMIs in turn imply (see Section 2.2) that the *local dissipativity conditions* are satisfied with $s_{i,int} := - \begin{pmatrix} v_i \\ w_i \end{pmatrix}^\top \begin{pmatrix} Q_i^D & S_i^D \\ (S_i^D)^\top & R_i^D \end{pmatrix} \begin{pmatrix} v_i \\ w_i \end{pmatrix}$, for $i = 1, 2$. Furthermore, with such definitions of $s_{1,int}$ and $s_{2,int}$, it is easy to verify that the *neutrality condition* is satisfied if and only if

$$\begin{pmatrix} Q_2^D & S_2^D \\ (S_2^D)^\top & R_2^D \end{pmatrix} = \begin{pmatrix} -R_1^D & -(S_1^D)^\top \\ -S_1^D & -Q_1^D \end{pmatrix}. \quad (32)$$

With the abbreviation $\Pi_D := \begin{pmatrix} Q^D & S^D \\ (S^D)^\top & R^D \end{pmatrix}$, it is crucial to note that for Π_D which satisfies the neutrality condition (32), the LMI (28) is necessarily satisfied with equality sign when Π is replaced by Π_D .

To summarize, the goal we want to reach is equivalent to showing that the dissipativity LMI (29) is feasible when the full block multiplier Π is replaced with some structured multiplier Π_D , while Π_D also satisfies the condition (32).

The main idea and proof overview: The main idea is to *construct* a structured multiplier Π_D which satisfies all the above described conditions, starting from existence of a full-block multiplier Π which satisfies (28) and (29).

The remaining part of the proof is divided in 3 steps. In *Step 1* we derive an alternative dissipativity condition, which is equivalent to feasibility of (29). Note that in this step we exploit the assumption that both C_1 and C_2 are full row rank matrices. In *Step 2*, this alternative condition is combined with

(28) to derive an auxiliary result which will be used in *Step 3* to show that the proposed Π_D satisfies the alternative dissipativity condition. In *Step 3* we construct Π_D which satisfies all required conditions.

Step 1: Alternative characterization of dissipativity.

We first consider the case when $n_{w1} < n_1$ and $n_{w2} < n_2$. At the end of the proof we remark on the case when $n_{w1} = n_1$ and $n_{w2} = n_2$, or when we have some combination of the above equalities/inequalities.

Let V_1 span the kernel of C_1 and V_2 span the kernel of C_2 . Furthermore, let W_1 and W_2 be the matrices whose columns span the orthogonal subspaces to V_1 and V_2 , respectively. Let

$$T := \begin{pmatrix} \Xi & 0 & 0 \\ 0 & C_W & 0 \\ 0 & 0 & I \end{pmatrix}, \quad (33)$$

where $\Xi = (V \ W)$ with $V = \text{diag}(V_1, V_2)$, $W = \text{diag}(W_1, W_2)$, while $C_W = \text{diag}(C_2 W_2, C_1 W_1)$. Note that T is a nonsingular square matrix (which would not be the case if C_1 and/or C_2 would not have full row rank). After congruence transformation with T on (29) we obtain the inequality (34),

$$\begin{pmatrix} V^\top MV & V^\top MW & V^\top N_A C_W & V^\top N_B \\ W^\top MV & W^\top (M + C^\top RC)W & W^\top (N_A + C^\top S^\top + C^\top RD)C_W & W^\top N_B \\ C_W^\top N_A^\top V & C_W^\top (N_A^\top + SC + D^\top RC)W & C_W^\top (K^\top R^P K + Q + SD + D^\top S^\top + D^\top RD)C_W & C_W^\top N_C \\ N_B^\top V & N_B^\top W & N_C^\top C_W & N_D \end{pmatrix} \prec 0 \quad (34)$$

where we have used the abbreviations

$$M := A^\top P + PA + F^\top R^P F, \quad (35)$$

$$N_A := PB + F^\top R^P K, \quad (36)$$

$$N_B := PE + F^\top (S^P)^\top + F^\top R^P L, \quad (37)$$

$$N_C := K^\top (S^P)^\top + K^\top R^P L, \quad (38)$$

$$N_D := Q^P + S^P L + L^\top (S^P)^\top + L^\top R^P L. \quad (39)$$

After applying Schur complement rule twice on the inequality (34), first time with the diagonal block $V^\top MV$ (upper left block in (34)) to be inverted, and the second time with the diagonal block $N_D - N_B^\top V (V^\top MV)^{-1} V^\top N_B$ (which appears on diagonal in one of the matrices after the first Schur complement has been applied) to be inverted, we obtain the following inequalities which are equivalent to (34), hence also to (29):

$$V^\top MV \prec 0 \quad (40a)$$

$$N_D - N_B^\top V (V^\top MV)^{-1} V^\top N_B \prec 0, \quad (40b)$$

$$\begin{aligned} & (\star)^\top (\star)^\top \begin{pmatrix} Q & S \\ S^\top & R \end{pmatrix} \begin{pmatrix} 0 & I \\ I & D \end{pmatrix} \begin{pmatrix} C_W & 0 \\ 0 & C_W \end{pmatrix} + \\ & + \underbrace{(\star)^\top \begin{pmatrix} \check{R}_I + \check{R}_{II} & \check{S}_I^\top + \check{S}_{II}^\top \\ \check{S}_I + \check{S}_{II} & \check{Q}_I + \check{Q}_{II} \end{pmatrix} \begin{pmatrix} W & 0 \\ 0 & C_W \end{pmatrix}}_Y \prec 0. \end{aligned} \quad (40c)$$

In the above inequalities where we have used the abbreviations

$$\check{R}_I = M - MV(V^\top MV)^{-1}V^\top M, \quad (41a)$$

$$\check{S}_I = N_A^\top - N_A^\top V(V^\top MV)^{-1}V^\top M, \quad (41b)$$

$$\check{Q}_I = K^\top R^P K - N_A^\top V(V^\top MV)^{-1}V^\top N_A, \quad (41c)$$

$$\check{R}_{II} = -(\star)^\top Z^{-1} \left(N_B^\top - N_B^\top V(V^\top MV)^{-1}V^\top M \right), \quad (41d)$$

$$\check{S}_{II} = -\check{Z}Z^{-1}\check{Z}, \quad (41e)$$

$$\check{Q}_{II} = -(\star)^\top Z^{-1} \left(N_C^\top - N_C^\top V(V^\top MV)^{-1}V^\top N_A \right). \quad (41f)$$

with $Z := N_D - N_B^\top V(V^\top MV)^{-1}V^\top N_B$, $\check{Z} := N_C - N_A^\top V(V^\top MV)^{-1}V^\top N_B$, $\check{Z} := N_B^\top - N_B^\top V(V^\top MV)^{-1}V^\top M$. Let

$$\hat{R} := \check{R}_I + \check{R}_{II}, \quad \hat{S} := \check{S}_I + \check{S}_{II} \quad \text{and} \quad \hat{Q} := \check{Q}_I + \check{Q}_{II}. \quad (42)$$

Note that \hat{R}, \hat{S} and \hat{Q} are by construction block diagonal matrices, i.e., we can write

$$\hat{R} = \begin{pmatrix} \hat{R}_1 & 0 \\ 0 & \hat{R}_2 \end{pmatrix}, \quad \hat{S} = \begin{pmatrix} \hat{S}_1 & 0 \\ 0 & \hat{S}_2 \end{pmatrix}, \quad \hat{Q} = \begin{pmatrix} \hat{Q}_1 & 0 \\ 0 & \hat{Q}_2 \end{pmatrix},$$

where $\hat{R}_i \in \mathbb{R}^{n_i \times n_i}$ for $i = 1, 2$, $\hat{Q}_1 \in \mathbb{R}^{n_w \times n_w}$, $\hat{Q}_2 \in \mathbb{R}^{n_z \times n_z}$, $\hat{S}_1 \in \mathbb{R}^{n_w \times n_1}$ and $\hat{S}_2 \in \mathbb{R}^{n_z \times n_2}$.

Let us define $L_1 = \begin{pmatrix} C_1 \\ V_1^\top \end{pmatrix}$, $L_2 = \begin{pmatrix} C_2 \\ V_2^\top \end{pmatrix}$. Note that $L_1 \in \mathbb{R}^{n_1 \times n_1}$ and $L_2 \in \mathbb{R}^{n_2 \times n_2}$ are nonsingular square matrices and that

$$L_1 W_1 = \begin{pmatrix} C_1 W_1 \\ 0 \end{pmatrix}, \quad L_2 W_2 = \begin{pmatrix} C_2 W_2 \\ 0 \end{pmatrix}.$$

With $L = \text{diag}(L_1, L_2)$ the matrix Y from (40c) can be presented as

$$Y = (\star)^\top \begin{pmatrix} L^{-\top} \hat{R} L^{-1} & L^{-\top} \hat{S}^\top \\ \hat{S} L^{-1} & \hat{Q} \end{pmatrix} \begin{pmatrix} L W & 0 \\ 0 & C_W \end{pmatrix}. \quad (43)$$

Note that

$$L W = \begin{pmatrix} C_1 W_1 & \vdots & 0 \\ 0 & \vdots & 0 \\ \vdots & \vdots & \vdots \\ 0 & \vdots & 0 \end{pmatrix} \quad (44)$$

and that we can, in conformity with the above partition of LW , partition $L^{-\top} \hat{R} L^{-1}$ and $\hat{S} L^{-1}$ into blocks

$$L^{-\top} \hat{R} L^{-1} = \begin{pmatrix} \tilde{R}_{11}^1 & \tilde{R}_{12}^1 & \vdots & 0 & 0 \\ (\tilde{R}_{12}^1)^\top & \tilde{R}_{22}^1 & \vdots & 0 & 0 \\ \vdots & \vdots & \vdots & \tilde{R}_{11}^2 & \tilde{R}_{12}^2 \\ 0 & 0 & \vdots & (\tilde{R}_{12}^2)^\top & \tilde{R}_{22}^2 \end{pmatrix}, \quad (45)$$

$$\hat{S} L^{-1} = \begin{pmatrix} \tilde{S}_{11}^1 & \tilde{S}_{12}^1 & \vdots & 0 & 0 \\ \vdots & \vdots & \vdots & \tilde{S}_{11}^2 & \tilde{S}_{12}^2 \end{pmatrix}.$$

The matrix Y from (43), after multiplications and with $C_W = \text{diag}(C_2 W_2, C_1 W_1)$, becomes

$$Y = \begin{pmatrix} C_W & 0 \\ 0 & C_W \end{pmatrix}^\top \begin{pmatrix} \mathcal{R} & \mathcal{S}^\top \\ \mathcal{S} & \mathcal{Q} \end{pmatrix} \begin{pmatrix} C_W & 0 \\ 0 & C_W \end{pmatrix}, \quad (46)$$

where

$$\mathcal{R} = \begin{pmatrix} \mathcal{R}_1 & 0 \\ 0 & \mathcal{R}_2 \end{pmatrix} := \begin{pmatrix} \tilde{\mathcal{R}}_{11}^1 & 0 \\ 0 & \tilde{\mathcal{R}}_{11}^2 \end{pmatrix}, \quad (47a)$$

$$\mathcal{S} = \begin{pmatrix} \mathcal{S}_1 & 0 \\ 0 & \mathcal{S}_2 \end{pmatrix} := \begin{pmatrix} \tilde{\mathcal{S}}_{11}^1 & 0 \\ 0 & \tilde{\mathcal{S}}_{11}^2 \end{pmatrix}, \quad (47b)$$

$$\mathcal{Q} = \begin{pmatrix} \mathcal{Q}_1 & 0 \\ 0 & \mathcal{Q}_2 \end{pmatrix} := \begin{pmatrix} \hat{\mathcal{Q}}_1 & 0 \\ 0 & \hat{\mathcal{Q}}_2 \end{pmatrix} = \hat{\mathcal{Q}}. \quad (47c)$$

The inequality (40c) now reads as

$$(\star)^\top \left((\star)^\top \begin{pmatrix} \mathcal{Q} & S \\ S^\top & R \end{pmatrix} \begin{pmatrix} 0 & I \\ I & D \end{pmatrix} + \begin{pmatrix} \mathcal{R} & \mathcal{S}^\top \\ \mathcal{S} & \mathcal{Q} \end{pmatrix} \right) \begin{pmatrix} CW & 0 \\ 0 & C_W \end{pmatrix} \prec 0. \quad (48)$$

Since CW and C_W are nonsingular square matrices, (40c) is equivalent to

$$\begin{pmatrix} I & 0 \\ D & I \end{pmatrix}^\top \begin{pmatrix} \mathcal{Q} & S \\ S^\top & R \end{pmatrix} \begin{pmatrix} I & 0 \\ D & I \end{pmatrix} + \begin{pmatrix} \mathcal{Q} & \mathcal{S} \\ \mathcal{S}^\top & \mathcal{R} \end{pmatrix} \prec 0. \quad (49)$$

Recall that Q, S and R are full matrices, while \mathcal{Q}, \mathcal{S} and \mathcal{R} are block diagonal matrices, derived from the parameters of the systems $(A_i, B_i, C_i), i = 1, 2$ and the Laypunov matrices P_1, P_2 . The derived results up to now can be summarized in the following equivalence

$$(40a), (40b), (49) \iff (29). \quad (50)$$

The inequalities (40a), (40b) do not depend on Q, S and R , and since our goal is to devise new multipliers Q, S and R , which define the interconnection neutral supply rates, in the remainder we focus on the inequality (49).

Step 2: Auxiliary result.

After congruence transformation of (49) with $\begin{pmatrix} I & 0 \\ -D & I \end{pmatrix}$ we have

$$\begin{pmatrix} \mathcal{Q} & S \\ S^\top & R \end{pmatrix} + \begin{pmatrix} I & 0 \\ -D & I \end{pmatrix}^\top \begin{pmatrix} \mathcal{Q} & \mathcal{S} \\ \mathcal{S}^\top & \mathcal{R} \end{pmatrix} \begin{pmatrix} I & 0 \\ -D & I \end{pmatrix} \prec 0. \quad (51)$$

Pre-multiplying (51) with $\begin{pmatrix} H \\ I \end{pmatrix}^\top$ and post-multiplying with $\begin{pmatrix} H \\ I \end{pmatrix}$, and using (28), we obtain

$$\mathcal{M} = \begin{pmatrix} \mathcal{M}_1 & \mathcal{M}_2 \\ \mathcal{M}_2^\top & \mathcal{M}_3 \end{pmatrix} \prec 0, \quad (52)$$

$$\mathcal{M}_1 = \mathcal{R}_1 + \mathcal{Q}_2 - \mathcal{S}_2 D_2 - D_2^\top \mathcal{S}_2^\top + D_2^\top \mathcal{R}_2 D_2,$$

$$\mathcal{M}_2 = \mathcal{S}_1^\top + \mathcal{S}_2 - \mathcal{R}_1 D_1 - D_2^\top \mathcal{R}_2,$$

$$\mathcal{M}_3 = \mathcal{Q}_1 + \mathcal{R}_2 - \mathcal{S}_1 D_1 - D_1^\top \mathcal{S}_1^\top + D_1^\top \mathcal{R}_1 D_1.$$

Step 3: Construction of structured multipliers.

Our goal is now to find a new multiplier

$$\Pi_D = \begin{pmatrix} Q^D & S^D \\ (S^D)^\top & R^D \end{pmatrix} \quad (53)$$

with block diagonal matrices $Q^D = \text{diag}(Q_1^D, Q_2^D)$, $S^D = \text{diag}(S_1^D, S_2^D)$ and $R^D = \text{diag}(R_1^D, R_2^D)$, which can replace Π from (27) in the inequality (29) so that this inequality remains to hold, while in addition the multiplier Π_D satisfies the neutrality condition (32). Due to (50), the multiplier Π_D satisfies the inequality (29) if and only if

$$\begin{pmatrix} I & 0 \\ D & I \end{pmatrix}^\top \begin{pmatrix} Q^D & S^D \\ (S^D)^\top & R^D \end{pmatrix} \begin{pmatrix} I & 0 \\ D & I \end{pmatrix} + \begin{pmatrix} \mathcal{Q} & \mathcal{S} \\ \mathcal{S}^\top & \mathcal{R} \end{pmatrix} \prec 0. \quad (54)$$

Consider the multiplier Π_D defined with the following matrices

$$Q_1^D = \alpha(-\mathcal{Q}_1 + D_1^\top \mathcal{S}_1^\top + \mathcal{S}_1 D_1 - D_1^\top \mathcal{R}_1 D_1) + (1 - \alpha)\mathcal{R}_2, \quad (55a)$$

$$S_1^D = \alpha(-\mathcal{S}_1 + D_1^\top \mathcal{R}_1) + (1 - \alpha)(\mathcal{S}_2^\top - \mathcal{R}_2 D_2), \quad (55b)$$

$$R_1^D = \alpha(-\mathcal{R}_1) + (1 - \alpha)(\mathcal{Q}_2 - \mathcal{S}_2 D_2 - D_2^\top \mathcal{S}_2^\top + D_2^\top \mathcal{R}_2 D_2), \quad (55c)$$

$$Q_2^D = -R_1^D, \quad S_2^D = -(S_1^D)^\top, \quad R_2^D = -Q_1^D, \quad (55d)$$

where α is a real number from the interval $(0, 1)$. We have

$$\begin{aligned} & \begin{pmatrix} I & 0 \\ D & I \end{pmatrix}^\top \begin{pmatrix} Q^D & S^D \\ (S^D)^\top & R^D \end{pmatrix} \begin{pmatrix} I & 0 \\ D & I \end{pmatrix} + \begin{pmatrix} \mathcal{Q} & \mathcal{S} \\ \mathcal{S}^\top & \mathcal{R} \end{pmatrix} = \\ & (\star)^\top \begin{pmatrix} (1 - \alpha)\mathcal{M}_3 & 0 & \vdots & (1 - \alpha)\mathcal{M}_2^\top & 0 \\ 0 & \alpha\mathcal{M}_1 & \vdots & 0 & \alpha\mathcal{M}_2 \\ \hline 0 & 0 & \vdots & 0 & 0 \\ \hline (1 - \alpha)\mathcal{M}_2 & 0 & \vdots & (1 - \alpha)\mathcal{M}_1 & 0 \\ 0 & \alpha\mathcal{M}_2^\top & \vdots & 0 & \alpha\mathcal{M}_3 \end{pmatrix} \begin{pmatrix} I & 0 \\ D & I \end{pmatrix} \prec 0, \quad (56) \end{aligned}$$

that is, the condition (54) is satisfied. The inequality in (56) follows from (52). Finally, note that due to (55d), Π_D by construction also satisfies the neutrality condition (32).

This concludes the proof for the case when $n_{w1} < n_1$ and $n_{w2} < n_2$. In the case when either $n_{w1} = n_1$ or $n_{w2} = n_2$ (or both), the proof follows along the similar lines, except that the congruence transformation with the matrix T , defined in (33), is either completely omitted (when $n_{w1} = n_1$, $n_{w2} = n_2$) or T is suitably modified. \square

7.2 Proof of Proposition 3.3

We present proof of the extension of Theorem 3.1 in the case when C_1 and C_2 are not full row rank. From there, proof of the analogous extension of Corollary 3.2 follows directly by omitting the matrices related to exogenous inputs/outputs d_1, d_2, z_1, z_2 , i.e., the matrices E_i, F_i, K_i, L_i , $i = 1, 2$, and indeed by omitting the terms related to the external supply functions $s_{1,ext}$ and $s_{2,ext}$.

Step 0: The main idea and overview. Suppose that $C_1 \in \mathbb{R}^{n_{w1} \times n_1}$ and $C_2 \in \mathbb{R}^{n_{w2} \times n_2}$ are row rank deficient. Let \tilde{n}_{w1} ($\tilde{n}_{w1} < n_{w1}$) and \tilde{n}_{w2} ($\tilde{n}_{w2} < n_{w2}$) denote respectively rank of C_1 and rank of C_2 . Then, without loss of generality, we can take

$$C_1 = \begin{pmatrix} J_1 \\ I_{\tilde{n}_{w1}} \end{pmatrix} \tilde{C}_1, \quad C_2 = \begin{pmatrix} J_2 \\ I_{\tilde{n}_{w2}} \end{pmatrix} \tilde{C}_2, \quad (57)$$

where $\tilde{C}_1 \in \mathbb{R}^{\tilde{n}_{w1} \times n_1}$ and $\tilde{C}_2 \in \mathbb{R}^{\tilde{n}_{w2} \times n_2}$ are full row rank matrices. The matrix J_1 defines the first $(n_{w1} - \tilde{n}_{w1})$ rows of C_1 as linear combinations of rows of \tilde{C}_1 , while the matrix J_2 does the same for C_2 .

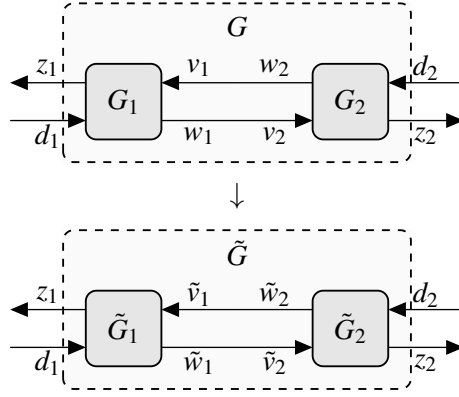


Figure 10: Redefinition of local systems and interconnecting signals.

Instead of considering interconnection of systems G_1 and G_2 given by (9) with $D_1 = 0$ and $D_2 = 0$ (let us denote this interconnection with G , as done in Figure 10), we consider dissipativity properties of the system obtained by interconnecting \tilde{G}_1 and \tilde{G}_2 with

$$\tilde{G}_i : \begin{pmatrix} \dot{x}_i \\ \tilde{w}_i \\ z_i \end{pmatrix} = \begin{pmatrix} A_i & \tilde{B}_i & E_i \\ \tilde{C}_i & 0 & 0 \\ F_i & \tilde{K}_i & L_i \end{pmatrix} \begin{pmatrix} x_i \\ \tilde{v}_i \\ d_i \end{pmatrix}, \quad i = 1, 2, \quad (58)$$

where

$$\tilde{B}_1 = B_1 \begin{pmatrix} J_2 \\ I \end{pmatrix}, \quad \tilde{K}_1 = K_1 \begin{pmatrix} J_2 \\ I \end{pmatrix}, \quad \tilde{B}_2 = B_2 \begin{pmatrix} J_1 \\ I \end{pmatrix}, \quad \tilde{K}_2 = K_2 \begin{pmatrix} J_1 \\ I \end{pmatrix}. \quad (59)$$

Let \tilde{G} denote the interconnection of \tilde{G}_1 and \tilde{G}_2 obtained with constraints $\tilde{v}_1 = \tilde{w}_2$ and $\tilde{v}_2 = \tilde{w}_1$. Then \tilde{G} and G are the same system when observed from the input-output behaviour of the exogenous signals $d := \text{col}(d_1, d_2) \rightarrow z = \text{col}(z_1, z_2)$. The only difference is in the definitions of internal “subsystems” (G_1 and G_2 in G ; \tilde{G}_1 and \tilde{G}_2 in \tilde{G}) and the corresponding interconnection signals: w_1, v_1 in G and \tilde{w}_1, \tilde{v}_1 in \tilde{G} , as presented in Figure 10.

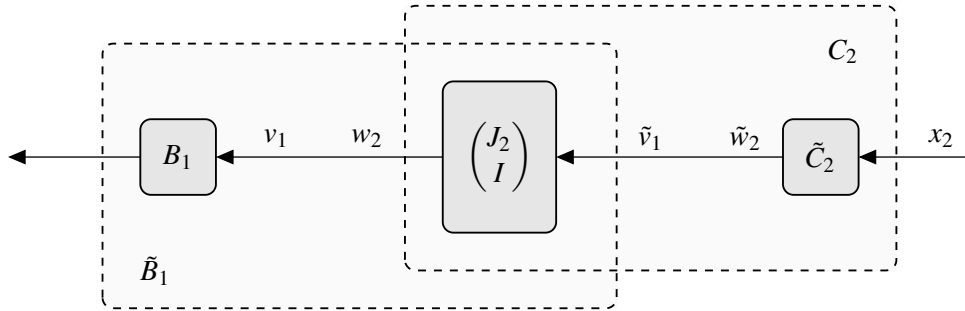


Figure 11: Interconnection between G_1 and G_2 , versus interconnection between \tilde{G}_1 and \tilde{G}_2 .

The main principle behind the above described redefinition of signals and system matrices is illustrated in Figure 11, which presents relation of the interconnection signal between G_1 and G_2 (signal $v_1 = w_2$), and the signal between \tilde{G}_1 and \tilde{G}_2 (signal $\tilde{v}_1 = \tilde{w}_2$). The same figure illustrates the relations between \tilde{B}_1 and B_1 as well as \tilde{C}_2 and C_2 . By altering all the indices in the figure from 1 to 2 and from 2

to 1, we obtain illustration of the relations between \tilde{B}_2 and B_2 , between \tilde{C}_1 and C_1 , and between signals pairs (v_2, w_1) and $(\tilde{v}_2, \tilde{w}_1)$.

We emphasize that the above redefinition of signals, matrices and subsystems cannot be done in case when $D_1 \neq 0$ and/or $D_2 \neq 0$.

The main idea: Note that in \tilde{G} , both \tilde{C}_1 and \tilde{C}_2 are full row rank matrices and therefore we can apply Theorem 3.1 to infer existence of interconnection neutral supply functions $\tilde{s}_{1,int}(\tilde{v}_1, \tilde{w}_1)$ and $\tilde{s}_{2,int}(\tilde{v}_2, \tilde{w}_2)$ on the interconnecting signals of \tilde{G} . The main idea of the proof is to devise interconnection neutral supply functions $s_{1,int}(v_1, w_1)$ and $s_{2,int}(v_2, w_2)$ on the interconnecting signals of G , starting from existence of $\tilde{s}_{1,int}$ and $\tilde{s}_{2,int}$.

Overview: The remainder of the proof is divided in 4 steps. In *Step 1* we define $\tilde{s}_{1,int}$ and $\tilde{s}_{2,int}$ using a triplet of matrices $(\tilde{Q}, \tilde{R}, \tilde{S})$. The goal is to find a new triplet (Q, R, S) which defines $s_{1,int}(v_1, w_1)$ and $s_{2,int}(v_2, w_2)$. Since the interconnection signals $\tilde{v}_1, \tilde{w}_1, \tilde{v}_2, \tilde{w}_2$ have lower spatial dimension than the corresponding signals v_1, w_1, v_2, w_2 , i.e., $\tilde{v}_1(t) \in \mathbb{R}^{\tilde{n}_{w1}}, v_1(t) \in \mathbb{R}^{n_{w1}}$ with $\tilde{n}_{w1} < n_{w1}$, etc., the matrices (Q, R, S) are characterized with larger number of rows/columns than the corresponding matrices $(\tilde{Q}, \tilde{R}, \tilde{S})$. We say that (Q, R, S) are constructed by an appropriate *extension* of $(\tilde{Q}, \tilde{R}, \tilde{S})$. In *Step 1* we present a set of algebraic conditions for this extension. In *Step 2* we present a procedure how to construct Q by an appropriate extension from \tilde{Q} . In *Step 3* and *Step 4* we present similar extensions to construct R and S , respectively.

Step 1: Conditions for extension.

Let

$$\tilde{s}_{1,int}(\tilde{v}_1, \tilde{w}_1) = \begin{pmatrix} \tilde{v}_1 \\ \tilde{w}_1 \end{pmatrix}^\top \begin{pmatrix} \tilde{Q} & \tilde{S} \\ \tilde{S}^\top & \tilde{R} \end{pmatrix} \begin{pmatrix} \tilde{v}_1 \\ \tilde{w}_1 \end{pmatrix}. \quad (60)$$

Then, with the neutrality condition $(\tilde{v}_1 = \tilde{w}_2, \tilde{v}_2 = \tilde{w}_1) \implies \tilde{s}_{1,int}(\tilde{v}_1, \tilde{w}_1) + \tilde{s}_{2,int}(\tilde{v}_2, \tilde{w}_2) = 0$ accounted for, we have

$$\tilde{s}_{2,int}(\tilde{v}_2, \tilde{w}_2) = \begin{pmatrix} \tilde{v}_2 \\ \tilde{w}_2 \end{pmatrix}^\top \begin{pmatrix} -\tilde{R} & -\tilde{S}^\top \\ -\tilde{S} & -\tilde{Q} \end{pmatrix} \begin{pmatrix} \tilde{v}_2 \\ \tilde{w}_2 \end{pmatrix}. \quad (61)$$

Furthermore, let

$$s_{i,ext}(d_i, z_i) = \begin{pmatrix} d_i \\ z_i \end{pmatrix}^\top \begin{pmatrix} Q_i^p & S_i^p \\ (S_i^p)^\top & R_i^p \end{pmatrix} \begin{pmatrix} d_i \\ z_i \end{pmatrix}, \quad i = 1, 2.$$

With LMI characterization from Section 2.2, strict dissipativity of \tilde{G}_1 with respect to $s_{1,ext}(d_1, z_1) + \tilde{s}_{1,int}(\tilde{v}_1, \tilde{w}_1)$ and strict dissipativity of \tilde{G}_2 with respect to $s_{2,ext}(d_2, z_2) + \tilde{s}_{2,int}(\tilde{v}_2, \tilde{w}_2)$ are respectively given by the following two inequalities

$$\begin{aligned} (\star)^\top \begin{pmatrix} 0 & P_1 \\ P_1 & 0 \end{pmatrix} \begin{pmatrix} I & 0 & 0 \\ A_1 & \tilde{B}_1 & E_1 \end{pmatrix} \prec (\star)^\top \begin{pmatrix} \tilde{Q} & \tilde{S} \\ \tilde{S}^\top & \tilde{R} \end{pmatrix} \begin{pmatrix} 0 & I & 0 \\ \tilde{C}_1 & 0 & 0 \end{pmatrix} \\ + (\star)^\top \begin{pmatrix} Q_1^p & S_1^p \\ (S_1^p)^\top & R_1^p \end{pmatrix} \begin{pmatrix} 0 & 0 & I \\ F_1 & \tilde{K}_1 & L_1 \end{pmatrix}, \quad (62) \end{aligned}$$

$$\begin{aligned} (\star)^\top \begin{pmatrix} 0 & P_2 \\ P_2 & 0 \end{pmatrix} \begin{pmatrix} I & 0 & 0 \\ A_2 & \tilde{B}_2 & E_2 \end{pmatrix} \prec (\star)^\top \begin{pmatrix} -\tilde{R} & -\tilde{S}^\top \\ -\tilde{S} & -\tilde{Q} \end{pmatrix} \begin{pmatrix} 0 & I & 0 \\ \tilde{C}_2 & 0 & 0 \end{pmatrix} \\ + (\star)^\top \begin{pmatrix} Q_2^p & S_2^p \\ (S_2^p)^\top & R_2^p \end{pmatrix} \begin{pmatrix} 0 & 0 & I \\ F_2 & \tilde{K}_2 & L_2 \end{pmatrix}. \quad (63) \end{aligned}$$

Consider the equality

$$(\star)^\top \begin{pmatrix} Q & S \\ S^\top & R \end{pmatrix} \begin{pmatrix} \begin{pmatrix} J_2 \\ I \end{pmatrix} & 0 \\ 0 & \begin{pmatrix} J_1 \\ I \end{pmatrix} \end{pmatrix} = \begin{pmatrix} \tilde{Q} & \tilde{S} \\ \tilde{S}^\top & \tilde{R} \end{pmatrix}, \quad (64)$$

which is a linear equation in Q, S, R for some known $\tilde{Q}, \tilde{S}, \tilde{R}$. Substituting (64) into (62), together with (57) and (59), we obtain

$$\tilde{W}_1^\top X_1 \underbrace{\begin{pmatrix} I & 0 & 0 \\ 0 & \begin{pmatrix} J_2 \\ I \end{pmatrix} & 0 \\ 0 & 0 & I \end{pmatrix}}_{\tilde{W}_1} \prec \tilde{W}_1^\top (Y_1^{int} + Y_1^{ext}) \underbrace{\begin{pmatrix} I & 0 & 0 \\ 0 & \begin{pmatrix} J_2 \\ I \end{pmatrix} & 0 \\ 0 & 0 & I \end{pmatrix}}_{\tilde{W}_1}, \quad (65)$$

where

$$X_1 = \begin{pmatrix} I & 0 & 0 \\ A_1 & B_1 & E_1 \end{pmatrix}^\top \begin{pmatrix} 0 & P_1 \\ P_1 & 0 \end{pmatrix} \begin{pmatrix} I & 0 & 0 \\ A_1 & B_1 & E_1 \end{pmatrix}, \quad (66)$$

$$Y_1^{int} = \begin{pmatrix} 0 & I & 0 \\ C_1 & 0 & 0 \end{pmatrix}^\top \begin{pmatrix} Q & S \\ S^\top & R \end{pmatrix} \begin{pmatrix} 0 & I & 0 \\ C_1 & 0 & 0 \end{pmatrix}, \quad (67)$$

$$Y_1^{ext} = \begin{pmatrix} 0 & 0 & I \\ F_1 & K_1 & L_1 \end{pmatrix}^\top \begin{pmatrix} Q_1^P & S_1^P \\ (S_1^P)^\top & R_1^P \end{pmatrix} \begin{pmatrix} 0 & 0 & I \\ F_1 & K_1 & L_1 \end{pmatrix}. \quad (68)$$

Similarly, substituting (64) into (63), together with (57) and (59), we obtain

$$\tilde{W}_2^\top X_2 \underbrace{\begin{pmatrix} I & 0 & 0 \\ 0 & \begin{pmatrix} J_1 \\ I \end{pmatrix} & 0 \\ 0 & 0 & I \end{pmatrix}}_{\tilde{W}_2} \prec \tilde{W}_2^\top (Y_2^{int} + Y_2^{ext}) \underbrace{\begin{pmatrix} I & 0 & 0 \\ 0 & \begin{pmatrix} J_1 \\ I \end{pmatrix} & 0 \\ 0 & 0 & I \end{pmatrix}}_{\tilde{W}_2}, \quad (69)$$

where

$$X_2 = \begin{pmatrix} I & 0 & 0 \\ A_2 & B_2 & E_2 \end{pmatrix}^\top \begin{pmatrix} 0 & P_2 \\ P_2 & 0 \end{pmatrix} \begin{pmatrix} I & 0 & 0 \\ A_2 & B_2 & E_2 \end{pmatrix}, \quad (70)$$

$$Y_2^{int} = \begin{pmatrix} 0 & I & 0 \\ C_2 & 0 & 0 \end{pmatrix}^\top \begin{pmatrix} -R & -S^\top \\ -S & -Q \end{pmatrix} \begin{pmatrix} 0 & I & 0 \\ C_2 & 0 & 0 \end{pmatrix}, \quad (71)$$

$$Y_2^{ext} = \begin{pmatrix} 0 & 0 & I \\ F_2 & K_2 & L_2 \end{pmatrix}^\top \begin{pmatrix} Q_2^P & S_2^P \\ (S_2^P)^\top & R_2^P \end{pmatrix} \begin{pmatrix} 0 & 0 & I \\ F_2 & K_2 & L_2 \end{pmatrix}. \quad (72)$$

Our aim is to show that we can always select Q, S and R with (64) such that $X_1 \prec Y_1^{int} + Y_1^{ext}$ and $X_2 \prec Y_2^{int} + Y_2^{ext}$. Indeed, the latter two inequalities are precisely the dissipation inequalities stating that Q, S and R define the interconnection neutral supply functions $s_{1,int}(v_1, w_1)$ and $s_{2,int}(v_2, w_2)$ on the interconnecting signals of G .

Step 2: Constructing Q .

Consider first the inequality $X_1 \prec Y_1^{int} + Y_1^{ext}$. The inequality (65) implies that $X_1 \prec Y_1^{int} + Y_1^{ext}$ on $\text{Im } \tilde{W}_1$,

that is, $x^\top X_1 x < x^\top (Y_1^{int} + Y_1^{ext}) x$ for all $x \in \text{Im } \tilde{W}_1$, $x \neq 0$, but not necessarily also for an arbitrary $x \neq 0$. Note that $\text{Ker } \tilde{W}_1^\top = \text{Im } \tilde{W}_1$ where $\tilde{W}_1 = (0 \ (I \ -J_2) \ 0)^\top$, and $W_1 := (\tilde{w}_1 \ \tilde{w}_1)$ is a nonsingular square matrix.

Next, we show that we can always select Q, S and R in (64) so that

$$W_1^\top X_1 W_1 \prec W_1^\top (Y_1^{int} + Y_1^{ext}) W_1. \quad (73)$$

Since W_1 is a nonsingular square matrix, the latter inequality indeed implies $X_1 \prec Y_1^{int} + Y_1^{ext}$.

In addition to (64), we further constrain Q by adding the following relation between Q and \tilde{Q}

$$(\star)^\top Q \begin{pmatrix} J_2 & I \\ I & -J_2^\top \end{pmatrix} = \begin{pmatrix} \tilde{Q} & 0 \\ 0 & \gamma_Q I - \begin{pmatrix} I \\ -J_2^\top \end{pmatrix}^\top K_1^\top R_1^p K_1 \begin{pmatrix} I \\ -J_2^\top \end{pmatrix} \end{pmatrix} \quad (74)$$

for some fixed real number γ_Q . For given \tilde{Q} and γ_Q , the above equation uniquely defines Q . Note that the only constraint on Q from (64) is given by $\begin{pmatrix} J_2 \\ I \end{pmatrix}^\top Q \begin{pmatrix} J_2 \\ I \end{pmatrix} = \tilde{Q}$ and is also present in (74). In that sense, uniquely defined Q from (74) necessarily satisfies the constraint on Q imposed by (64).

With $Z_1 := X_1 - Y_1^{int} - Y_1^{ext}$, the inequality (65) reads as $\tilde{W}_1^\top Z_1 \tilde{W}_1 \prec 0$, while the inequality (73), which we want to obtain, reads as

$$W_1^\top Z_1 W_1 = \begin{pmatrix} \tilde{W}_1^\top Z_1 \tilde{W}_1 & \tilde{W}_1^\top Z_1 \tilde{\tilde{W}}_1 \\ \tilde{\tilde{W}}_1^\top Z_1 \tilde{W}_1 & \tilde{\tilde{W}}_1^\top Z_1 \tilde{\tilde{W}}_1 \end{pmatrix} \prec 0. \quad (75)$$

Note that $\tilde{W}_1^\top Z_1 \tilde{W}_1 = \begin{pmatrix} I \\ -J_2^\top \end{pmatrix}^\top (-Q - K_1^\top R_1^p K_1) \begin{pmatrix} I \\ -J_2^\top \end{pmatrix}$, which with (74) implies $\tilde{W}_1^\top Z_1 \tilde{W}_1 = -\gamma_Q I$. Due to this fact, and since $\tilde{W}_1^\top Z_1 \tilde{W}_1 \prec 0$, the inequality (75) can always be rendered feasible by taking sufficiently large positive real number γ_Q . To summarize, with sufficiently large γ_Q , the equation (74) gives us the parameter matrix Q for the neutral supply rate within G , starting from the parameter matrix \tilde{Q} of the system \tilde{G} with modified interconnections.

Step 3: Constructing R .

The inequality $X_2 \prec Y_2^{int} + Y_2^{ext}$ follows by symmetry and as a result gives us the following conditions which relate R with \tilde{R} :

$$(\star)^\top R \begin{pmatrix} J_1 & I \\ I & -J_1^\top \end{pmatrix} = \begin{pmatrix} \tilde{R} & 0 \\ 0 & -\gamma_R I + \begin{pmatrix} I \\ -J_1^\top \end{pmatrix}^\top K_2^\top R_2^p K_2 \begin{pmatrix} I \\ -J_1^\top \end{pmatrix} \end{pmatrix} \quad (76)$$

for some sufficiently large positive real number γ_R . The procedure is completely analogous to the one for Q , i.e., with definitions $W_2 := (\tilde{w}_2 \ \tilde{\tilde{w}}_2)$, $\tilde{W}_2 = (0 \ (I \ -J_1) \ 0)^\top$, we can always select γ_R in (76) to impose the inequality $W_2^\top X_2 W_2 \prec W_2^\top (Y_2^{int} + Y_2^{ext}) W_2$.

Step 4: Constructing S .

Finally, to complete the proof, note that conditions $W_1^\top X_1 W_1 \prec W_1^\top (Y_1^{int} + Y_1^{ext}) W_1$ and $W_2^\top X_2 W_2 \prec W_2^\top (Y_2^{int} + Y_2^{ext}) W_2$, with (74) and (76), do not impose any additional constraints on S , that is, the only constraints on S that we consider are the ones imposed by (64), and it is easy to see that they always have a solution. More precisely, (64) gives $\begin{pmatrix} J_2^\top \ I \end{pmatrix} S \begin{pmatrix} J_1 \\ I \end{pmatrix} = \tilde{S}$ as the relation between S and \tilde{S} , which always has a solution in S for any given \tilde{S} . \square

7.3 Proof of Proposition 5.2

Proof of the part (a). Step 0: The main idea and overview.

The main idea: The presented proof is based on the proof of Theorem 3.1. The proof of Theorem 3.1 is constructive in a sense that starting from existence of a general (full-block) multiplier Π in (27), we are able to construct a structured multiplier $\Pi_D = \begin{pmatrix} Q^D & S^D \\ (S^D)^\top & R^D \end{pmatrix}$ with $Q^D = \text{diag}(Q_1^D, Q_2^D)$, $S^D = \text{diag}(S_1^D, S_2^D)$, $R^D = \text{diag}(R_1^D, R_2^D)$ (see (53)), which defines the interconnection neutral supply rates as $Q_2^D = -R_1^D$, $S_2^D = -(S_1^D)^\top$, $R_2^D = -Q_1^D$. Our goal here is to show that with $D = \text{diag}(D_1, D_2) = 0$, $K = \text{diag}(K_1, K_2) = 0$ and $L = \text{diag}(L_1, L_2) = 0$, there exists a multiplier Π_D which, in addition to the above properties, also satisfies the condition

$$R^D = \begin{pmatrix} R_1^D & 0 \\ 0 & R_2^D \end{pmatrix} \succeq 0. \quad (77)$$

Indeed, then the supply functions

$$s_{i,int} := -\begin{pmatrix} v_i \\ w_i \end{pmatrix}^\top \begin{pmatrix} Q_i^D & S_i^D \\ (S_i^D)^\top & R_i^D \end{pmatrix} \begin{pmatrix} v_i \\ w_i \end{pmatrix}, \quad i = 1, 2, \quad (78)$$

are interconnection neutral supply functions, while (77) implies (20).

Starting point and overview: Note that with $D = 0$, from (55) we have

$$R_1^D = -\alpha \mathcal{R}_1 + (1 - \alpha) \mathcal{Q}_2, \quad R_2^D = \alpha \mathcal{Q}_1 - (1 - \alpha) \mathcal{R}_2, \quad (79)$$

where $0 < \alpha < 1$ and $\mathcal{R}_1, \mathcal{R}_2, \mathcal{Q}_1, \mathcal{Q}_2$ are defined in (47). In the remainder of the proof we show that

$$\mathcal{R} := \begin{pmatrix} \mathcal{R}_1 & 0 \\ 0 & \mathcal{R}_2 \end{pmatrix} \preceq 0, \quad \mathcal{Q} := \begin{pmatrix} \mathcal{Q}_1 & 0 \\ 0 & \mathcal{Q}_2 \end{pmatrix} \succeq 0, \quad (80)$$

and therefore by (79) we have (77). This is done in 3 steps. For the first two steps, we assume that C_1 and C_2 are full row rank matrices. In *Step 1* we prove the inequality $\mathcal{Q} \succeq 0$, while in *Step 2* we prove the inequality $\mathcal{R} \preceq 0$. In *Step 3* we relax the rank assumptions on C_1 and C_2 .

Step 1: Proving $\mathcal{Q} \succeq 0$.

From (47) we have $\mathcal{Q} = \hat{Q}$, while from (42) we have $\hat{Q} = \check{Q}_I + \check{Q}_{II}$. With $D = 0, K = 0, L = 0$, from (41) we get

$$\check{Q}_I = -N_A^\top V (V^\top M V)^{-1} V^\top N_A, \quad (81a)$$

$$\check{Q}_{II} = -(\star)^\top Z^{-1} (N_B^\top V (V^\top M V)^{-1} V^\top N_A), \quad (81b)$$

where $Z = N_D - N_B^\top V (V^\top M V)^{-1} V^\top N_B$, $M := A^\top P + PA + F^\top R^P F$, $N_A := PB$, $N_B := PE + F^\top (S^P)^\top$ and $N_D := Q^P$.

Next we show that $M \prec 0$ and $Z \prec 0$. From there we conclude that $\check{Q}_I \succeq 0$ (from (81a) with $M \prec 0$) and $\check{Q}_{II} \succeq 0$ (from (81b) with $Z \preceq 0$), and therefore $\mathcal{Q} = \hat{Q} \succeq 0$.

The inequality $M \prec 0$ follows directly from (29), since after the multiplication of the matrices in (29), the matrix M appears as a block on diagonal of the matrix on the left hand side of the inequality (29). The inequality $Z \prec 0$ has already been inferred in the proof of Theorem 3.1, see (40b).

Step 2: Proving $\mathcal{R} \preceq 0$.

This part of the proof is somewhat less straightforward and relies on Lemma 8.3 presented in Appendix 8. This lemma implies that, with $D = 0, K = 0, L = 0$, there exists a multiplier Π from (27)

such that (28) and (29) hold not only for $H = \begin{pmatrix} 0 & I \\ I & 0 \end{pmatrix}$, but also for all

$$H \in \mathbf{H} := \left\{ \begin{pmatrix} 0 & \alpha I \\ \alpha I & 0 \end{pmatrix} : \alpha \in [0, 1] \right\}.$$

In that case from (28) we have $R \succeq 0$. To see this, take the element from \mathbf{H} with $\alpha = 0$ and apply (28). We conclude that there necessarily exists a multiplier Π from (27) such that (28) and (29) hold, while $R \succeq 0$.

With $D = 0$ the condition (49) becomes

$$\begin{pmatrix} Q & S \\ S^\top & R \end{pmatrix} + \begin{pmatrix} \mathcal{Q} & \mathcal{S} \\ \mathcal{S}^\top & \mathcal{R} \end{pmatrix} \prec 0.$$

Since $R \succeq 0$, we have $\mathcal{R} \preceq 0$.

Step 3: Relaxing the full row rank assumption for C_1 and C_2 .

We make use of the proof of Proposition 3.3. Recall that in the proof of Proposition 3.3 we have first concluded existence of interconnection supply rates on the modified system which had full row rank matrices \tilde{C}_1 and \tilde{C}_2 . The interconnection signals in the modified system had lower dimension than the corresponding interconnection signals of the original systems. Then we showed that starting from the matrices \tilde{Q} , \tilde{R} and \tilde{S} , which define the interconnection neutral supply functions of the modified system, as presented in (60) and (61), we can construct interconnection neutral supply functions for the original systems. These supply functions are defined through matrices Q , R and S , which are respectively “extensions” of the matrices \tilde{Q} , \tilde{R} and \tilde{S} . The extensions for Q and R are given by (74), and (76), respectively. Comparing (60) and (61) with (78), we have that R_1^D and R_2^D from (77) correspond respectively to $-\tilde{R}$ and \tilde{Q} from (60) and (61). To finalize the proof for relaxing the rank conditions of C_i it is therefore sufficient to show that *i)* using extension (74) on $\tilde{Q} \succeq 0$ we can obtain Q from (74) such that $Q \succeq 0$; and *ii)* using extension (76) on $\tilde{R} \preceq 0$ we can obtain R from (76) such that $R \preceq 0$. Indeed, both (i) and (ii) can be achieved when selecting sufficiently large γ_Q and γ_R , since the matrices in (74) and (76) are related with congruence transformations.

Proof of the part (b):

Step 0: The main idea and overview.

We present proof in the case of full row rank matrices C_1 and C_2 . The proof for relaxation of this assumption is fully analogous to the proof presented for the part (a) above.

The main idea and overview: Following the same path as in the proof for the part (a) presented above, the proof again boils down to proving inequality (77). Note that (77) is satisfied if $\mathcal{R} \preceq 0$ and $\mathcal{Q} \succeq 0$, due to (79).

The remaining part of the proof is divided in 3 steps. In *Step 1* we give an auxiliary result which will be instrumental in both *Step 2* and *Step 3*, in which the inequalities $\mathcal{R} \preceq 0$ and $\mathcal{Q} \succeq 0$ are proven, respectively.

Step 1: Preliminaries and auxiliary results

Recall that the proof of Corollary 3.2 follows directly from the proof of Theorem 3.1 when we omit all the terms related to exogenous inputs/outputs d_1, d_2, z_1, z_2 and the external supply functions $s_{1,ext}(\cdot, \cdot)$ and $s_{2,ext}(\cdot, \cdot)$, that is, by taking

$$E = 0, F = 0, K = 0, L = 0, Q^P = 0, S^P = 0, R^P = 0 \tag{82}$$

in (29) and in the remainder of the proof of Theorem 3.1. Additionally, the statement of Corollary 3.2 requires $P = \text{diag}(P_1, P_2) \succ 0$, where P_1 and P_2 are the matrices defining $V_1(\cdot)$ and $V_2(\cdot)$, i.e., $V_1(x_1) = x_1^\top P_1 x_1$, $V_2(x_2) = x_2^\top P_2 x_2$. Finally, we consider the case when $D = \text{diag}(D_1, D_2) = 0$.

From (35), with (82), we have

$$M = A^\top P + PA = \begin{pmatrix} A_1^\top P_1 + P_1 A_1 & 0 \\ 0 & A_2^\top P_2 + P_2 A_2 \end{pmatrix} =: \begin{pmatrix} M_1 & 0 \\ 0 & M_2 \end{pmatrix}. \quad (83)$$

Next we show that $M \prec 0$. Let $x = \text{col}(x_1, x_2)$ denote the state vector of the interconnected system, which can be represented as $\dot{x} = \mathcal{A}x$ with $\mathcal{A} = \begin{pmatrix} A_1 & B_1 C_2 \\ B_2 C_1 & A_2 \end{pmatrix}$. Since $V(x) = x^\top P x$ is a Lyapunov function for the interconnected system, we have $\mathcal{A}^\top P + P \mathcal{A} \prec 0$. It remains to note that $\mathcal{A}^\top P + P \mathcal{A} = \begin{pmatrix} M_1 & * \\ * & M_2 \end{pmatrix}$ (here * denote submatrices which are not of interest) and therefore we conclude that $M_1 \prec 0$, $M_2 \prec 0$, which implies $M \prec 0$.

Step 2: Proving $\mathcal{Q} \succeq 0$.

From (47), (42), (41) we have $\mathcal{Q} = \check{Q}_I + \check{Q}_{II}$, which with (82) reduces to

$$\mathcal{Q} = -N_A^\top V (V^\top M V)^{-1} V^\top N_A \quad (84)$$

with $N_A = P B$. We have $M \prec 0 \implies (V^\top M V)^{-1} \prec 0 \implies \mathcal{Q} \succeq 0$.

Step 3: Proving $\mathcal{R} \preceq 0$.

It is possible to prove this inequality following a similar path as done in the proof for the part (a). Here we present an alternative and somewhat more direct proof. From (47a) and (45) we have that $\mathcal{R} \preceq 0$ is implied if $\hat{R} \preceq 0$. Note that \hat{R} is defined in (42). With (82), from (42) and (41) we have

$$\hat{R} = M - M V (V^\top M V)^{-1} V^\top M, \quad (85)$$

where V is a tall matrix⁶ with full column rank. Indeed, recall from *Step 1* in the proof of Theorem 3.1 that $V := \text{diag}(V_1, V_2)$, where V_1 and V_2 are defined as full column rank matrices whose columns span the kernel spaces of C_1 and C_2 , respectively.

Since $M \prec 0$, we have

$$X := \begin{pmatrix} M & M V \\ V^\top M & V^\top M V \end{pmatrix} = (\star)^\top \begin{pmatrix} M & 0 \\ 0 & M \end{pmatrix} \begin{pmatrix} I & 0 \\ 0 & V \end{pmatrix} \prec 0. \quad (86)$$

The above inequality implies, via the Schur complement rule, that $M - M V (V^\top M V)^{-1} V^\top M \prec 0$, that is, $\hat{R} \prec 0$. Therefore, we also have the desired (weaker) inequality $\hat{R} \preceq 0$. \square

8 CONCLUSIONS

The main results of this paper give insights into interplay between structured storage/Lyapunov functions for a class of interconnected systems and dissipativity properties of the individual systems. These results complement some of the results from the seminal papers [12, 13] of Jan Willems, making suitable converse statements to Theorem 5 in [12]. More precisely, we have proven that if a dynamical network, composed as a set of linear time invariant systems interconnected over an acyclic graph, admits an additive Lyapunov function, then the individual systems in the network are dissipative with

⁶The number of rows is larger than the number of columns.

respect to a (nonempty) set of interconnection neutral supply functions. Each supply function from this set is defined on a single interconnection link in the network.

From a more practical/application oriented point of view, the presented results can be used to relate certain analysis or controller synthesis approaches for uncertain and/or large scale systems, precisely by relating structural properties of Lyapunov functions with dissipativity properties. Indeed, while some control synthesis approaches build on employment of additive Lyapunov functions (see, e.g., [15, 16]), others directly use interconnection neutral supply functions, e.g., [7]. Furthermore, the relation between interconnection neutral supply functions and robustness properties, which have also be presented in this paper, has a potential to become a constructive element in both analysis and control synthesis.

Appendix A: Robust stability and robust dissipativity

Let the system from Figure 12 a) be defined by

$$\tilde{G}_0: \begin{pmatrix} \dot{x} \\ w \end{pmatrix} = \begin{pmatrix} A & B \\ C & D \end{pmatrix} \begin{pmatrix} x \\ v \end{pmatrix}, \quad (87)$$

and

$$v = Hw, \quad H \in \mathbf{H}, \quad (88)$$

where $A \in \mathbb{R}^{n \times n}$, $D \in \mathbb{R}^{n_w \times n_v}$, and \mathbf{H} is a set of matrices in $\mathbb{R}^{n_v \times n_w}$. Let \tilde{G} denote the overall interconnected system given by (87), (88). Furthermore, let the system from Figure 12 b) be defined by

$$G_0: \begin{pmatrix} \dot{x} \\ w \\ z \end{pmatrix} = \begin{pmatrix} A & B & E \\ C & D & M \\ K & F & L \end{pmatrix} \begin{pmatrix} x \\ v \\ d \end{pmatrix}, \quad (89)$$

and

$$v = Hw, \quad H \in \mathbf{H}, \quad (90)$$

where $A \in \mathbb{R}^{n \times n}$, $D \in \mathbb{R}^{n_w \times n_v}$, $L \in \mathbb{R}^{n_z \times n_d}$ and \mathbf{H} is a set of matrices in $\mathbb{R}^{n_v \times n_w}$. Let G denote the overall interconnected system given by (89), (90), with d and z as input and output, respectively.

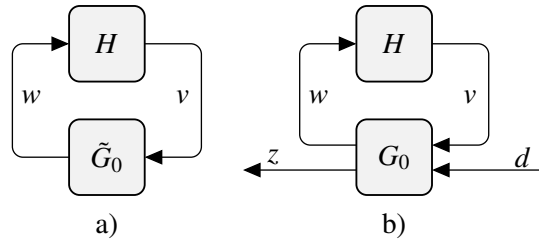


Figure 12: a) Autonomous uncertain system; b) Uncertain open system.

The system \tilde{G} is robustly exponentially stable if it is well-posed and if there exists a quadratic function $V(x) = x^\top P x$ with $P \succ 0$ such that $\dot{V}(x(t)) < 0$ for all $x(t) \neq 0$ and for all $H \in \mathbf{H}$. The system G is robustly strictly dissipative with respect to the supply function

$$s(d, z) = \begin{pmatrix} d \\ z \end{pmatrix}^\top \begin{pmatrix} Q_P & S_P \\ S_P^\top & R_P \end{pmatrix} \begin{pmatrix} d \\ z \end{pmatrix} \quad (91)$$

if it is well-posed and if there exists a quadratic storage function $V(x) = x^\top Px$, such that $\dot{V}(x(t)) < s(d(t), z(t))$ at each time t , for all $H \in \mathbf{H}$ and for all $\text{col}(x(t), d(t)) \neq 0$. The system G is robustly exponentially stable if it is well-posed and if there exists a quadratic function $V(x) = x^\top Px$ with $P \succ 0$ such that $\dot{V}(x(t)) < 0$ for all $x(t) \neq 0$, for $d(t) = 0$ and for all $H \in \mathbf{H}$.

Theorem 8.1. *Suppose that \mathbf{H} is a compact set. Then the system \tilde{G} is robustly exponentially stable if and only if there exist symmetric matrices $P \succ 0$, Q , R and a real matrix S such that the following inequalities are satisfied*

$$\begin{pmatrix} H \\ I \end{pmatrix}^\top \begin{pmatrix} Q & S \\ S^\top & R \end{pmatrix} \begin{pmatrix} H \\ I \end{pmatrix} \succeq 0, \quad \text{for all } H \in \mathbf{H}, \quad (92a)$$

$$(\star)^\top \begin{pmatrix} 0 & P & 0 & 0 \\ P & 0 & 0 & 0 \\ 0 & 0 & Q & S \\ 0 & 0 & S^\top & R \end{pmatrix} \begin{pmatrix} I & 0 \\ A & B \\ 0 & I \\ C & D \end{pmatrix} \prec 0. \quad (92b)$$

Theorem 8.2. *Let Q_P, S_P, R_P be given real matrices, where Q_P and R_P are symmetric, and suppose \mathbf{H} is a compact set. Consider the following inequalities*

$$\begin{pmatrix} H \\ I \end{pmatrix}^\top \begin{pmatrix} Q & S \\ S^\top & R \end{pmatrix} \begin{pmatrix} H \\ I \end{pmatrix} \succeq 0, \quad \text{for all } H \in \mathbf{H}, \quad (93a)$$

$$(\star)^\top \begin{pmatrix} 0 & P & 0 & 0 & 0 & 0 \\ P & 0 & 0 & 0 & 0 & 0 \\ 0 & 0 & Q & S & 0 & 0 \\ 0 & 0 & S^\top & R & 0 & 0 \\ 0 & 0 & 0 & 0 & -Q_P & -S_P \\ 0 & 0 & 0 & 0 & -S_P^\top & -R_P \end{pmatrix} \begin{pmatrix} I & 0 & 0 \\ A & B & E \\ 0 & I & 0 \\ C & D & M \\ 0 & 0 & I \\ K & F & L \end{pmatrix} \prec 0. \quad (93b)$$

- (a) *Suppose $-R_P \succeq 0$. Then the system G is well-posed, robustly exponentially stable and robustly strictly dissipative with respect to supply (91), if and only if there exist symmetric matrices $P \succ 0$, Q and R and a real matrix S such that the inequalities (93) hold.*
- (b) *Suppose G is well-posed. Then the system G is robustly strictly dissipative with respect to supply (91) if and only if there exist symmetric matrices P , Q and R and a real matrix S such that the inequalities (93) hold.*

We will refer to the matrix $\begin{pmatrix} Q & S \\ S^\top & R \end{pmatrix}$ in Theorem 8.1 and Theorem 8.2 as the *multiplier*, as commonly done in the literature. The following remarks are in order.

When (93) holds, the matrix P defines the function $V(x) = x^\top Px$ as a storage function with respect to the supply (91). The assumption $-R_P \succeq 0$ in (a) is instrumental to infer well-posedness from (93). Both assumptions $-R_P \succeq 0$ and $P \succ 0$ in (a) are instrumental to infer robust stability from (93). Also note that adding the condition $P \succ 0$ alone to (b) does not necessarily imply robust stability.

Proofs of Theorem 8.1 and Theorem 8.2 are based on the full block S-procedure and can be directly found or deduced (statement (b) from Theorem 8.2) from [10, 9]. The condition on compactness of \mathbf{H} can be suitably relaxed, as shown recently in [6], but this is not used in this paper.

Appendix B

Consider interconnected system G given by (9)-(10) with $D_i = 0$, $K_i = 0$, $L_i = 0$, $i = 1, 2$, and as presented in Figure 1. With $x := \text{col}(x_1, x_2)$, $d := \text{col}(d_1, d_2)$, $z = \text{col}(z_1, z_2)$, we have that G is given by

$$\dot{x} = Ax + Ed, \quad z = Fx, \quad (94)$$

and $E = \text{diag}(E_1, E_2)$, $F = \text{diag}(F_1, F_2)$, $A = \begin{pmatrix} A_1 & B_1C_2 \\ B_2C_1 & A_2 \end{pmatrix}$.

Lemma 8.3. *Consider the interconnected system G given by (94) and suppose it is strictly dissipative with an additive quadratic supply function $s_{\text{ext}}(d_1, d_2, z_1, z_2) = s_{1,\text{ext}}(d_1, z_1) + s_{2,\text{ext}}(d_2, z_2)$ with an additive quadratic storage function $V(x) = x_1^\top P_1 x_1 + x_2^\top P_2 x_2$. Let the system G_α be defined from G when the matrix A from (94) is replaced by $A(\alpha) := \begin{pmatrix} A_1 & \alpha B_1C_2 \\ \alpha B_2C_1 & A_2 \end{pmatrix}$ for α an arbitrary real constant such that $0 \leq \alpha \leq 1$. Then G_α is strictly dissipative with respect to the same additive supply function $s_{\text{ext}}(d_1, d_2, z_1, z_2)$ and with the same additive storage function $V(x)$.*

Proof. Let $s_{\text{ext}}(d, z) := \begin{pmatrix} d \\ z \end{pmatrix}^\top \begin{pmatrix} -Q^P & -S^P \\ -(S^P)^\top & -R^P \end{pmatrix} \begin{pmatrix} d \\ z \end{pmatrix}$. Strict dissipativity of G with respect to $s_{\text{ext}}(d, z)$ and with storage function $V(x) = x^\top Px$ implies that the following matrix inequality holds

$$(\star)^\top \begin{pmatrix} 0 & P \\ P & 0 \end{pmatrix} \begin{pmatrix} I & 0 \\ A & E \end{pmatrix} + (\star)^\top \begin{pmatrix} Q^P & S^P \\ (S^P)^\top & R^P \end{pmatrix} \begin{pmatrix} 0 & I \\ F & 0 \end{pmatrix} \prec 0. \quad (95)$$

Note that the hypothesis that both supply and storage functions are additive implies that the matrices P , Q^P , S^P and R^P are block diagonal ($P := \text{diag}(P_1, P_2)$). The dissipativity condition (95), after multiplications, reads as $\begin{pmatrix} A^\top P + PA + F^\top R^P F & PE + F^\top (S^P)^\top \\ E^\top P + S^P F & Q^P \end{pmatrix} \prec 0$. Applying the Schur complement rule on the above inequality we obtain $A^\top P + PA + Z \prec 0$, where $Z = F^\top R^P F - (PE + F^\top (S^P)^\top)(Q^P)^{-1}(E^\top P + S^P F)$. Note that Z is by construction block diagonal matrix, i.e., we have $Z = \text{diag}(Z_1, Z_2)$. We have

$$A(\alpha)^\top P + PA(\alpha) = \begin{pmatrix} A_1^\top P_1 + P_1 A_1 & \alpha(C_1^\top B_2^\top P_2 + P_1 B_1 C_2) \\ \star & A_2^\top P_2 + P_2 A_2 \end{pmatrix}.$$

Next we show that $A(\alpha)^\top P + PA(\alpha) + Z \prec 0$ for $\alpha = 1$ implies that this inequality holds also for all $\alpha \in [0, 1)$. After applying the Schur complement rule on the inequality $A(\alpha)^\top P + PA(\alpha) + Z \prec 0$, we have $A_1^\top P_1 + P_1 A_1 + Z_1 - \alpha^2 \Lambda \prec 0$ with $\Lambda = (\star)^\top (A_2^\top P_2 + P_2 A_2 + Z_2)^{-1} (C_2^\top B_1^\top P_1 + P_2 B_2 C_1)$. Therefore $A_1^\top P_1 + P_1 A_1 + Z_1 \prec \alpha^2 \Lambda \preceq 0$. Since $\Lambda \prec 0$ and the above inequality holds for $\alpha = 1$, it also holds for any $\alpha \in [0, 1)$. \square

References

- [1] B. Bollobas. *Modern graph theory*. Springer, 1998.
- [2] R. D'Andrea and G. E. Dullerud. Distributed control design for spatially interconnected systems. *IEEE Trans. Autom. Control*, 48:1478–1495, 2003.
- [3] G. E. Dullerud and F. Paganini. *A course in robust control theory: a convex approach*. Springer-Verlag New York, 2000.
- [4] Y. Ebihara, D. Peaucelle, and D. Arzelier. Analysis and synthesis of interconnected positive systems. *IEEE Trans. Autom. Control*, 62:652–667, 2017.

- [5] A. Jokić and I. Nakić. On additive Lyapunov functions and existence of neutral supply rates in acyclic LTI dynamical networks. In *Proc. of the 22nd Intern. Symp. on Math. Theory of Networks and Systems (MTNS'16)*, Minneapolis, USA, July 2016.
- [6] A. Jokić and I. Nakić. An extension of the full block S-procedure. submitted for publication.
- [7] C. Langort, R. S. Chandra, and R. D'Andrea. Distributed control design for systems interconnected over an arbitrary graph. *IEEE Trans. Autom. Control*, 49:1502–1519, 2004.
- [8] P. J. Moylan and D.J. Hill. Stability criteria for large-scale systems. *IEEE Trans. Autom. Control*, 23:143–149, 1978.
- [9] C. W. Scherer. Robust mixed control and LPV control with full block scalings. in *Advances in linear matrix inequality methods in control*, L. El Ghaoui and S.I. Niculescu (Eds.), SIAM, pages 187–207, 1999.
- [10] C. W. Scherer. LPV control and full block multipliers. *Automatica*, 37:361–375, 2001.
- [11] C. W. Scherer and S. Weiland. *Linear matrix inequalities in control*. Lecture notes, 2004.
- [12] J. C. Willems. Dissipative dynamical systems, part I: General theory. *Archive for Rational Mechanics and Analysis*, 45:321–351, 1972.
- [13] J. C. Willems. Dissipative dynamical systems, part II: Linear systems with quadratic supply rates. *Archive for Rational Mechanics and Analysis*, 45:352–393, 1972.
- [14] J. C. Willems and H. L. Trentleman. On quadratic differential forms. *SIAM J. Control Optim.*, 36:1703–1749, 1998.
- [15] A. Zecevic and D.D. Siljak. *Control of Complex Systems: Structural Constraints and Uncertainty*. Springer, 2010.
- [16] Y. Zheng, M. Kamgarpour, A. Sootla, and A. Papachristodoulou. Convex design of structured controllers using block-diagonal Lyapunov functions. September 2017.