

Lensing anomaly and oscillations in the primordial power spectrum

Guillem Domènech^{1,*} and Marc Kamionkowski^{2,†}

¹*Institut für Theoretische Physik, Ruprecht-Karls-Universität Heidelberg,
Philosophenweg 16, 69120 Heidelberg, Germany*

²*Department of Physics & Astronomy, Johns Hopkins University,
3400 N. Charles St., Baltimore, MD 21218, USA*

The latest analysis of the cosmic microwave background by the Planck team finds more smoothing of the acoustic peaks in the temperature power spectrum than predicted by Λ CDM. Here we investigate whether this additional smoothing can be mimicked by an oscillatory feature, generated during inflation, that is similar to the acoustic peaks but out of phase. We consider oscillations generated by oscillating modulations of the background—e.g., due to heavy fields or modulated potentials—and by sharp features. We show that it is difficult to induce oscillations that are linear (or almost linear) in k by oscillatory modulations of the background. We find, however, that a sharp bumpy feature in the sound speed of perturbations is able to produce the desired oscillations. The scenario can be tested by combining CMB and BAO data.

I. INTRODUCTION

As cosmic microwave background (CMB) photons travel towards us, their trajectories are deflected by the gravitational potentials generated by the matter distribution. This weak lensing of the CMB has an impact on the CMB temperature power spectrum [1, 2]. The lensing magnifies the angular size of the primordial fluctuations in some places on the sky and de-magnifies others. The observed peak structure in the temperature power spectrum, when measured over the entire sky, are therefore blurred [3]: the acoustic peaks are reduced slightly, and the troughs between them filled in.

Interestingly, when the theoretical prediction for this smoothing is compared with the Planck data, it is found that the lensing smoothing is larger than expected by roughly 10% [4]. The so-called A_L anomaly¹ is persistent and recently slightly more statistically significant, with a value $A_L = 1.149 \pm 0.072$ (68% confidence), that constitutes a 2σ tension with Λ CDM cosmology [4]. Moreover, the residuals between the signal and the theoretical prediction yield an oscillatory pattern whose frequency is roughly linear in the multipole number ℓ and similar in shape to the acoustic peaks.

If the tension persists with higher statistical significance, it might be explained by some new physics that mimicks the smoothing effect of lensing. One possibility discussed by the Planck collaboration [4] is that there might be a component of cold dark matter isocurvature (CDI) perturbation with a blue tilt. Since the acoustic peaks of the CDI will have the opposite phase, this will effectively smooth out the photon acoustic peaks. A similar mechanism was also studied in Refs. [6, 7] where the isocurvature perturbations of dark matter and baryons compensate each other. However, these models are tightly constrained by their effects on the trispectrum [7]. Another possibility is that there are oscillations in the primordial power spectrum which have the same frequency but opposite phase with the acoustic peaks [4]. However, in an analysis where the oscillatory feature in the power spectrum has a k independent amplitude and a frequency linear in k , no correlation between the amplitude of the oscillations and A_L is found [8]. On the theoretical side, though, it is not clear whether physical models that might induce wiggles in the primordial power spectrum are required to do so with a scale-independent amplitude, nor with a precisely linear dependence on k . Previous

* domenech@thphys.uni-heidelberg.de

† kamion@jhu.edu

¹ A_L parametrizes a rescaling of the lensing power spectrum such that $A_L = 1$ for Λ CDM [5].

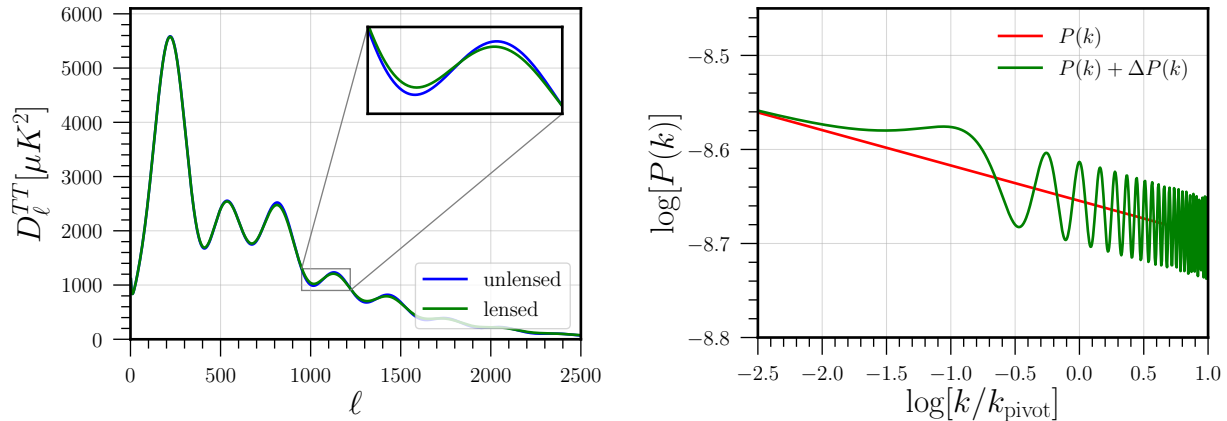


FIG. 1. On the left, CMB temperature power spectrum. We respectively show the unlensed and lensed power spectrum in blue and green. See how the acoustic peaks are smoothed out. On the right, the oscillatory feature linear in k in the primordial power spectrum vs the usual power-law spectrum.

fits to the residuals of the temperature power spectrum were pursued in Refs. [9, 10] but a mimicking of the lensing effect was not studied.

Here we explore inflationary models that might give rise to oscillatory features in the primordial power spectrum that might account for the A_L anomaly. Oscillatory features generated during inflation usually have an oscillation frequency which has a logarithmic or linear dependence on k . On one hand, the logarithmic dependence could be either because there is an oscillating modulation in the Lagrangian that depends linearly on the inflaton which is slowly rolling [11, 12] or because an extra massive field is oscillating around its minimum in which case it oscillates with a constant frequency and linearly in the cosmic time [13–15]. Also, successive turns in the multi-field inflationary trajectory yield a logarithmic dependence in k [16]. On the other hand, a frequency linear in k is typical from sharp transitions, e.g. steps in the potential or sudden turns in the field space, with a damped amplitude depending on the sharpness of the transition [9, 16–28]. It is interesting to note that both possibilities may be related to a trans-planckian modulation [29]. There is another interesting case where the frequency goes as a power-law of k [30, 31]; this may occur, e.g., when there is a background oscillation with a time dependent frequency. See Refs. [13, 32] for a power-law dependence in k in alternatives scenarios to inflation.

This paper is organized as follows. In Sec. II we review the A_L anomaly and the requirement for the oscillatory patterns in the power spectrum to mimick the lensing smoothing. In Sec. III, we study which features could potentially yield such oscillatory patterns and we conclude in Sec. IV. We discuss possible models in App. A and present details of the calculations in Apps. B and C.

II. A_L ANOMALY

The effect of weak lensing onto the CMB power spectrum is to smooth out the acoustic peaks by blurring the acoustic-peak structure in ℓ space (see Fig. 1). However, if nothing more than a power-law inflationary spectrum of adiabatic perturbations and Λ CDM are assumed, then the observed power spectrum has been lensed 10% more than expected [4].

This tension could conceivably be explained by an oscillatory modulation of the inflationary power spectrum which is out of phase with the acoustic peaks. To illustrate this, we introduce the following fitting to

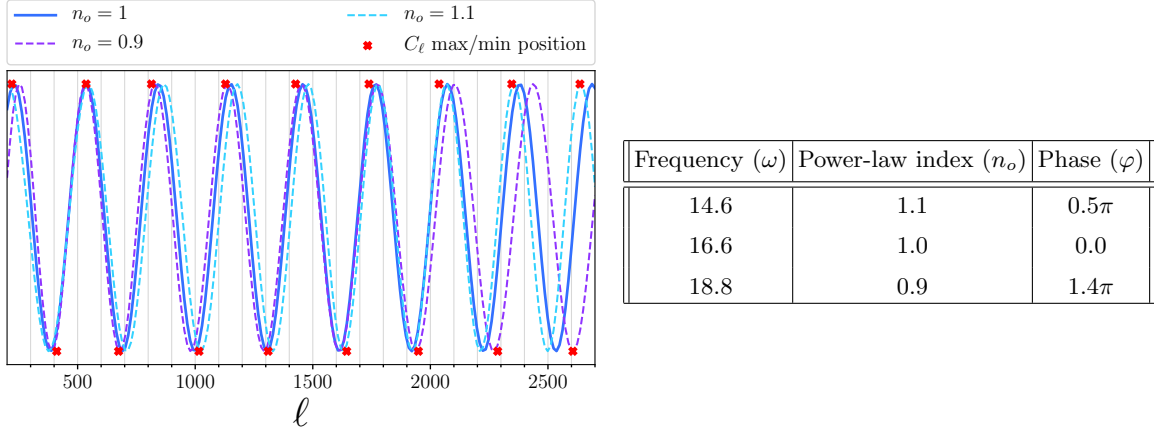


FIG. 2. Oscillatory modulation of the power spectrum with a constant amplitude. In blue we see the fit for $n_o = 1$, in light blue the one for $n_o = 1.1$ and in purple for $n_o = 0.9$. The red crosses are the positions of the maxima and minima of the acoustic peaks with the amplitude normalized to a constant. See how even though $n_o = 1$ offers a fairly good fit, the values of $n_o = 1.1$ and $n_o = 0.9$ respectively fit the maxima and the minima better. The fits to the frequency of the acoustic peaks have a fixed pivot multipole number at $\ell_* = 814$. We note that the value of $\omega = 16.6$ for $n_o = 1$ at $k = 0.0588 \text{Mpc}^{-1}$ agrees with the value $\omega = 14.1$ used by Planck [8] at $k = 0.05 \text{Mpc}^{-1}$.

the inflationary power spectrum [4, 13, 30, 31]:

$$\frac{\Delta P_{\mathcal{R}}}{P_{\mathcal{R},0}} = A \left(\frac{k}{k_*} \right)^{n_A} \sin \left[\omega \left(\frac{k}{k_*} \right)^{n_o} + \varphi \right] \quad (2.1)$$

where the constants A , k_* , ω , φ , n_A and n_o respectively are the amplitude, the pivot scale, the frequency, the phase and the power indexes of the k in amplitude and frequency of the oscillation. These constants are ultimately related to parameters of a theoretical model. For example, the fitting form Eq. (2.1) appears in sudden transitions [9, 16–28], oscillating heavy fields [13, 30, 31] and trans-planckian modulations [29] during inflation. Now, we translate it to the multipole number for a rough comparison as

$$\frac{\Delta C_\ell}{C_{\ell,0}} = A \left(\frac{\ell}{\ell_*} \right)^{n_A} \sin \left[\omega \left(\frac{\ell}{\ell_*} \right)^{n_o} + \varphi \right], \quad (2.2)$$

where we used the relation $\ell \sim kD_A$ ($D_A \approx 13846 \text{Mpc}$ is the comoving angular distance to the CMB) and as a pivot scale we chose the position of the third peak $\ell_* \sim 814$ which corresponds to $k_* \sim 0.0588 \text{Mpc}^{-1}$. To provide a rough fit to the acoustic peaks, we first focus on the frequency of the oscillations and normalize the amplitude to unity. Since the maxima and minima do not exactly match a sinusoidal function linear in ℓ ($n_o = 1$), we explore two more possibilities: the power-law index of the frequency n_o is either $n_o > 1$ (fits the maxima) or $n_o < 1$ (fits the minima). See Fig. 2 for the numerical parameters and a plot of the fits. This flexibility in n_o will be important in Sec. III when we discuss the possible models as not all models are able to reproduce an exact linear behavior, that is $n_o = 1$.

We computed the effect of the feature (2.1) in the primordial power spectrum onto the lensed CMB temperature power spectrum using CLASS [33, 34]. We chose $H = 100 h \text{km/s/Mpc}$, $h = 0.67556$, $T_{\text{CMB}} = 2.7255 \text{K}$, $\Omega_b h^2 = 0.02$, $\Omega_{\text{CDM}} h^2 = 0.12$, $N_{\text{eff}} = 3.046$, $\Omega_K = 0$, $\Omega_\Lambda = 0.69$ and $A_L = 1$. For the main power spectrum we took a power-law spectrum $P_{\mathcal{R},0}(k) = A_s (k/k_{\text{pivot}})^{n_s-1}$ with $A_s = 2.2 \cdot 10^{-9}$, $n_s = 0.962$ and $k_{\text{pivot}} = 0.05 \text{Mpc}^{-1}$. In order to numerically implement a scale dependent amplitude with CLASS we have introduced an artificial cut-off at k_c in the power spectrum, otherwise the spectrum eventually blows up for

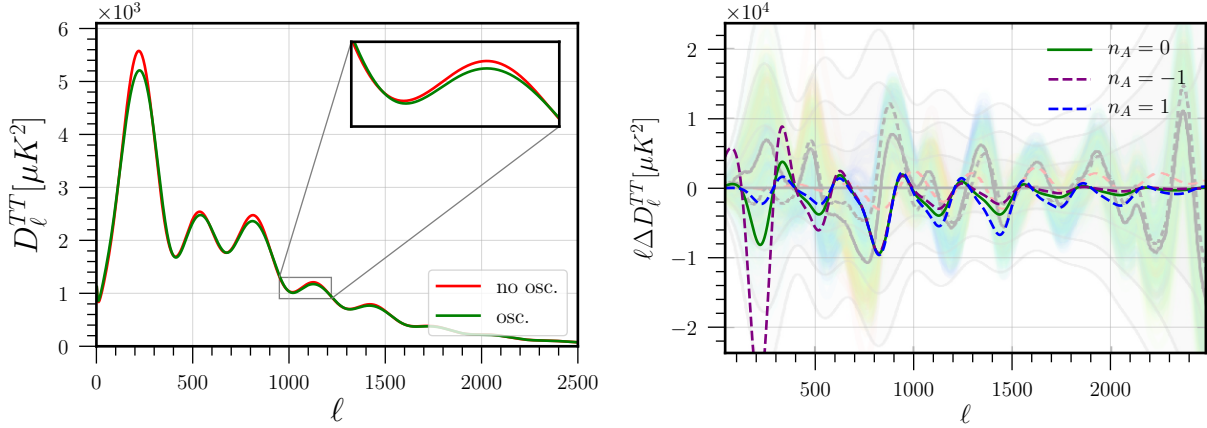


FIG. 3. CMB lensed power spectrum and residuals for $\omega = 16.6$, $n_o = 1$ and $k_* = 0.0588 \text{Mpc}^{-1}$ ($\ell_* = 814$). On the left we compare the lensed power spectrum with and without the oscillations, respectively in green and red. We chose $n_A = 0$ and $A = 0.1$ so that the effects are clearer. In general, it does not mimic the smoothing effect of lensing. On the right, we compare the residuals between the lensed power spectrums (with and without oscillations) for three values of $n_A = \{-1, 0, 1\}$ with $A = 0.01$ so that all of them have the same amplitude at ℓ_* . For easier comparison, we have included as an image background the residuals from Fig. 24 in Ref. [4]. In black we see the residuals of the ΛCDM model. The red dotted line is the remaining residuals if there were 10% more lensing. Note how in the range $\ell \sim 1200 - 2000$ these two lines (black and red) are similar and follow the frequency of the acoustic peaks. Now, we see that the oscillations in Eq. (2.1) that could potentially resemble the Planck residuals [4] is the one with $n_A > 0$, since the peaks at large ℓ do not decay that fast.

$n_A \neq 0$, so that our power-spectrum reads

$$P(k) = P_{\mathcal{R},0}(k) + \Delta P_{\mathcal{R}}(k) \times (1 + \tanh[\beta \log(k/k_c)]) / 2, \quad (2.3)$$

and we respectively used $k_c = 0.001 \text{Mpc}^{-1}$ ($\ell \sim 14$) and $\beta = 10$ for $n_A < 0$ and $k_c = 1 \text{Mpc}^{-1}$ and $\beta = -10$ for $n_A > 0$. For the oscillations in k , we further chose $n_o = 1$, $\omega = 16.6$ and $A = 0.01$, except for the illustrative case where we considered $A = 0.1$. It should be noted that this artificial cut-off introduced in this section will not be necessary when we study concrete inflationary models. The results can be seen in Fig. 3. On the left, we plotted an illustrative case with $A = 0.1$ and we see that the oscillations do not exactly mimic the effect of smoothing (compare with Fig. 1) but it could be enough at the level of the residuals. On the right, we plotted the residuals between the lensed temperature power spectrum with and without the oscillation for three different cases: $n_A = \{-1, 0, 1\}$. As one can see the residuals for $n_A = 1$ are the ones that best resemble the residuals from the Planck 2018 analysis [4], in particular for $\ell > 814$. From the data, it seems that $n_A > 0$ will be preferred but it is unclear how one could generate a growing feature, rather a decaying feature is expected from inflationary dynamics as we shall see in the next section.

III. FEATURES DURING INFLATION

In this section, we review the computation of the primordial power spectrum when there is a feature, e.g., sharp transition or oscillations, in the background evolution. For simplicity, we take an effective single field approach [26, 28, 35, 36] and we study the resulting oscillatory modulation of the power spectrum. Our starting point is then the Mukhanov-Sasaki equation for the canonically normalized curvature perturbation

[37, 38]:

$$u_k'' + \left(c_s^2 k^2 - \frac{z''}{z} \right) u_k = 0, \quad (3.1)$$

where $z^2 \equiv 2a^2 \epsilon M_{\text{pl}}^2 / c_s^2$, a is the scale factor, $\epsilon \equiv -\dot{H}/H^2$, $H \equiv \dot{a}/a$, c_s^2 is the sound speed of propagation, $\cdot \equiv d/dt$ where t is the cosmic time, $' \equiv d/d\tau$ where $d\tau = dt/a$ is the conformal time and $u \equiv z\mathcal{R}$ with \mathcal{R} being the comoving curvature perturbation. We then consider the effect of a deviation in a de-Sitter inflationary background by introducing [9]

$$v_k \equiv \sqrt{2k c_s} u_k \quad \text{and} \quad f \equiv 2\pi z c_s^{1/2} \xi \quad (3.2)$$

where $d\xi = c_s d\tau$. With these redefinitions, Eq. (3.1) becomes [9]

$$\frac{dv_k}{d\xi} + \left(k^2 - \frac{2}{\xi^2} \right) v_k = \frac{1}{\xi^2 f} \left(\frac{d^2 f}{d \ln \xi^2} - 3 \frac{df}{d \ln \xi} \right) v_k. \quad (3.3)$$

Treating the right hand side as a perturbation one can solve the differential equation by the Green's function method at leading order in f by [9, 19, 28, 39, 40]

$$\frac{\Delta P_{\mathcal{R}}(k)}{P_{\mathcal{R},0}} = \int_{-\infty}^{\infty} d \ln \xi W(k\xi) \left(\frac{2}{3} \frac{d^2 \ln f}{d \ln \xi^2} - 2 \frac{d \ln f}{d \ln \xi} \right) \quad (3.4)$$

where we already used the dS approximation, i.e. $v_k = \left(1 - \frac{i}{k\xi} \right) e^{-ik\xi}$ and we defined

$$W(k\xi) \equiv \frac{3}{2} \left[\frac{\sin 2k\xi}{(k\xi)^3} - \frac{2 \cos 2k\xi}{(k\xi)^2} - \frac{\sin 2k\xi}{k\xi} \right]. \quad (3.5)$$

This will be our starting point in the following discussions. Interestingly, one can invert this relation and find the feature given a power-spectrum modulation as in Ref. [39]. At this point, we could find the change in the background that would lead to the desired feature in the power spectrum. However, we will be more interested in the physical model behind. We will analytically compute three different regimes: (i) fast oscillating features, (ii) slow oscillating features and (iii) sharp features. Here we do not seek to join any of these three regimes, rather we are interested to see if the desired oscillations in the power spectrum fall in any of these three categories.

A. Fast Oscillating feature

We begin to review the effects of an oscillating modulation of the background where its frequency is higher than the expansion rate. This could be either induced by an oscillatory modulation of the inflaton's potential or by the oscillations of an extra massive field. For the moment, we will assume that the oscillations vary in amplitude and frequency and that $c_s = 1$. Thus, in practice we have that

$$\frac{\Delta P_{\mathcal{R}}(k)}{P_{\mathcal{R},0}} = \frac{2}{3} \int_{-\infty}^{\infty} d \ln \tau W(k\tau) \frac{\Delta(\tau)}{H^2} \quad (3.6)$$

where we assumed that the frequency of the oscillation, say Ω , in the function f is $\dot{\Omega}/H = \delta_{\Omega}\Omega \gg 1$ then only the highest time derivative dominates and so

$$\frac{\Delta(\tau)}{H^2} \equiv \frac{d^2 \ln f}{d \ln \tau^2} = -C(\tau) \cos[\Omega(\tau) + \varphi], \quad (3.7)$$

with φ being an arbitrary phase. For simplicity, we will further assume that

$$C(\tau) = C_r \left(\frac{a}{a_r} \right)^{\delta_C} \quad \text{and} \quad \Omega(\tau) = \Omega_r \left(\frac{a}{a_r} \right)^{\delta_\Omega}, \quad (3.8)$$

where a_r is the scale factor at onset of the resonance, C_r , Ω_r , δ_C , δ_Ω are constants and we require $\dot{\Omega}/H = \delta_\Omega \Omega \gg 1$. Then, we can use the saddle point approximation for subhorizon scales ($k\tau \gg 1$) in Eq. (3.6) at $k = \delta_\Omega a H \Omega$ to find that the correction to the power-spectrum is given by

$$\frac{\Delta P_{\mathcal{R}}(k)}{P_{\mathcal{R},0}} \approx \sqrt{2\pi} \frac{C_r (|\delta_\Omega| \Omega_r)^{-3/2}}{\sqrt{|1 - \delta_\Omega|}} \left(\frac{k}{k_r} \right)^{\frac{\delta_C - 3\delta_\Omega/2}{1 + \delta_\Omega}} \sin \left[\Omega_r (1 + \delta_\Omega) \left(\frac{k}{k_r} \right)^{\frac{\delta_\Omega}{1 + \delta_\Omega}} + \tilde{\varphi} \right] \quad (3.9)$$

where $k_r = \delta_\Omega \Omega_r a_r H_r$ and $\tilde{\varphi} = \varphi \mp \frac{3\pi}{4}$ where $-$ is for $\delta_\Omega > 1$ and $+$ for $\delta_\Omega < 1$.

In order to compare with the data, we rewrite the parameters in Eq. (3.9) in terms of the template Eq. (2.1). Comparing them at a scale $k = k_*$ we find that for the frequency we have

$$\Omega_r = \omega |1 - n_o| \left(\frac{k_r}{k_*} \right)^{n_o}, \quad \delta_\Omega = \frac{n_o}{1 - n_o}, \quad (3.10)$$

and for the amplitude

$$C_r = \frac{A}{\sqrt{2\pi}} (\omega n_o)^{3/2} \left(\frac{k_r}{k_*} \right)^{3n_o/2} \sqrt{\left| \frac{1 - 2n_o}{1 - n_o} \right|}, \quad \delta_C = \frac{n_A + 3n_o/2}{1 - n_o}. \quad (3.11)$$

First of all, we see that an exact linear dependence in k for the frequency is not possible: as $n_o \rightarrow 1$ we have that $\delta_\Omega \rightarrow \pm\infty$. This is because one would need that the resonance with every mode function, which has a frequency of $2k\xi$, occurred at the same time for all the modes, i.e. at $\xi = \xi_r$. Nevertheless, the best one can do without considering a sharp feature is that the oscillating source term oscillates so fast that the resonances occur almost at the same time. For this reason, we may consider that $n_o = \{0.9, 1.1\}$ and the fit is still reasonable. However, it must be seen whether the assumption $\delta_\Omega \Omega \gg 1$ holds for the range of interest. Plugging in some numbers (see Tab. 2), we find that

$$\delta_\Omega \Omega_r = n_o \omega \left(\frac{k_r}{k_*} \right)^{n_o} \approx 1.7 \times 10^{-1} \frac{n_o \omega}{16.6} \left(\frac{k_r}{10^{-2} k_*} \right)^{n_o}, \quad (3.12)$$

where we used the fact that $n_o \approx 1$. We see that the resonance could not have occurred on scales much smaller than $k_* = 0.0588 \text{Mpc}^{-1}$ and, thus, this approximation is not valid for the parameters we need to reproduce the residuals. On the other hand, it is difficult to imagine a model where the modulation suddenly started at k_* since it would be accompanied by a sharp feature which would spoil the fit. In addition to that, we would like to emphasize that this feature cannot, in general, be generated by an oscillating massive field like in Refs. [13, 30, 31]. The mass of the field supposedly associated with the frequency Eq. (3.12) turns out to be smaller than the Hubble parameter during inflation thus breaking the assumption of a massive field. Also, even for the range of scales where the mass could be of order Hubble, the mass of the field should vary so rapidly in time that it would backreact in a few e -folds of expansion. See App. A for a detailed comparison with such models.

B. Slow Oscillating feature

In this subsection, we study the opposite case where the oscillating modulation is slowly varying. Thus, this feature will simply act as a modulation of the background and we can estimate its effects onto the power

spectrum using the δN formalism [41–43]. We have

$$\delta N = \frac{\partial N}{\partial \phi} \delta \phi + \dots \quad (3.13)$$

where $\frac{\partial N}{\partial \phi} = -\frac{H}{\dot{\phi}}$ is to be evaluated at horizon crossing. In general one has that $\langle \delta \phi \delta \phi \rangle = H/(2\pi c_s)$ and so the power spectrum is given by

$$P_{\mathcal{R}} = \left(\frac{\partial N}{\partial \phi} \right)^2 \langle \delta \phi \delta \phi \rangle = \frac{1}{8\pi^2} \frac{H^2}{\epsilon c_s M_{\text{pl}}^2} . \quad (3.14)$$

The effect of any slow varying modulation of the background can be computed in this way, evaluated at horizon crossing $k = aH$. Now, let us assume that the modulation of the background results in a modulation of the slow-roll parameter given by

$$\epsilon = \epsilon_0 (1 - B(\tau) \sin[\Omega(\tau) + \varphi]) . \quad (3.15)$$

Assuming for simplicity that

$$B(\tau) = B_r \left(\frac{a}{a_r} \right)^{\delta_B} \quad \text{and} \quad \Omega(\tau) = \Omega_r \left(\frac{a}{a_r} \right)^{\delta_\Omega} , \quad (3.16)$$

where B_r , Ω_r , δ_B and δ_Ω are constants, together with the requirement that $\delta_\Omega \Omega \ll 1$, we find that the modulation of the power-spectrum reads

$$\frac{\Delta P_{\mathcal{R}}(k)}{P_{\mathcal{R},0}} \approx B_r \left(\frac{k}{k_r} \right)^{\delta_B} \sin \left[\Omega_r \left(\frac{k}{k_r} \right)^{\delta_\Omega} + \varphi \right] . \quad (3.17)$$

Comparing this result with the template (2.1) we find

$$\Omega_r = \omega \frac{k_r}{k_*} \quad , \quad \delta_\Omega = n_o \quad , \quad B_r = A \quad \text{and} \quad \delta_A = \delta_B . \quad (3.18)$$

This time, we have that for $\delta_\Omega = n_o = 1$ at $k_r = 10^{-2} k_*$, the oscillations are slowly varying, i.e. $\delta_\Omega \Omega_r \approx 1.7 \times 10^{-1}$. However, since the frequency is increasing with time as a power-law of a , the frequency will become rapidly varying and we will enter the regime of subsection III A, that is $\delta_\Omega \Omega > 1$, in less than 2 e-folds when $k \sim k_*/\omega$ which corresponds to $\ell \sim 49$. We will not attempt to join these two regimes, i.e. $\delta_\Omega \Omega < 1$ and $\delta_\Omega \Omega > 1$, as it is not clear how to go from $\delta_\Omega = 1$ to $\delta_\Omega \gg 1$ smoothly and, furthermore, numerical computations would be needed.

C. Sharp feature

When one considers a sharp feature, the exact shape of the modulation is very model dependent [16, 17, 21–26, 28, 36, 40]. Nevertheless, let us consider the simplest example where the sharp feature is a discontinuity, e.g. a step in the slope of the potential, which will result in a Dirac delta $\delta(\xi - \xi_f)$ in Eq. (3.4). In that case, the frequency of the resulting oscillation will be proportional to $2k\xi_f$ [19, 39, 40]. A quick exercise tells us that if we require $\omega = 16.6$ the transition happened at $k_* \xi_r \approx 8.3$, that is the transition happened 2 e-folds before our pivot scale at around $k_f \approx 0.007 \text{Mpc}^{-1}$ or $\ell_r \approx 98$. Furthermore, the phase of the oscillation depends on whether the step around $\xi = \xi_f$ is odd (e.g. a hyperbolic tangent) [17, 22, 28, 40] or even (e.g. a gaussian bump) [9]. To understand that it is useful to integrate by parts Eq. (3.4) arriving at

$$\frac{\Delta P_{\mathcal{R}}(k)}{P_{\mathcal{R},0}} = -2 \int_{-\infty}^{\infty} d \ln \xi \left(W(k\xi) + \frac{1}{3} \frac{dW(k\xi)}{d \ln \xi} \right) \frac{d \ln f}{d \ln \xi} . \quad (3.19)$$

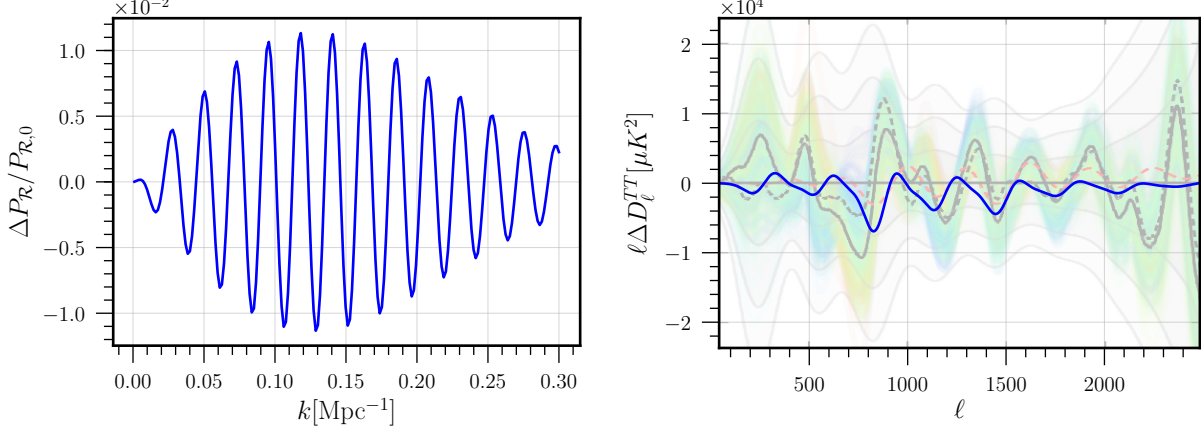


FIG. 4. Power spectrum modulation (3.21) (left) and residuals of the lensed power spectrum (right) for a bump (3.20) in c_s^2 with height $B = 0.015$ and sharpness $\beta_s = 25$. Note that on the right the residuals are similar to those in the Planck analysis [4] Fig.(24), which we included for easier comparison. Note also that although the frequency of our resulting oscillations have a similar pattern, the amplitude of the Planck residuals are shifted upwards compared to our result.

If the step is sharp enough only the neighborhood of the transition will contribute to the integral. If the step is odd around $\xi = \xi_f$, its derivative is even and so the even function $\cos(2k\xi_f)$ survives asymptotically in k . Instead, if the step is even around $\xi = \xi_f$, then its derivative is odd and the odd function $\sin(2k\xi_f)$ remains.

We present now a concrete example. The simplest case is a bump in the sound speed at $\tau = \tau_f$ with height B and sharpness β_s given by [9]

$$c_s^2 = 1 + B e^{-\beta_s^2 \log^2[\tau/\tau_f]}. \quad (3.20)$$

Note that in this particular example the sound speed of scalar perturbations is slightly superluminal. Although it does not pose any causality problems [44], it may obstruct the UV completion of a quantum Lorentz-invariant theory [45]. Nevertheless, the superluminality could be compensated by introducing a $c_{s,0}^2$ as a common factor in Eq. (3.20) with $(1+B)c_{s,0}^2 \leq 1$. Now, integrating Eq. (3.19) under the assumption that the step is sharp ($\beta_s \gg 1$) yields [9] (see also App. B)

$$\frac{\Delta P_{\mathcal{R}}(k)}{P_{\mathcal{R},0}} = B \sqrt{\pi} \frac{k\tau_f}{\beta_s} e^{-\frac{k^2 \tau_f^2}{\beta_s^2}} \left\{ \sin(2k\tau_f) + \frac{\cos(2k\tau_f)}{k\tau_f} - \frac{1}{2} \frac{\sin(2k\tau_f)}{(k\tau_f)^2} \right\}, \quad (3.21)$$

where we neglected terms $O(\beta_s^{-2})$ and note that $\Delta P_{\mathcal{R}} \rightarrow 0$ when $k \rightarrow 0$ so that there are no spurious super-horizon modes. To estimate the magnitude of the feature, note that the gaussian modulation has a maximum at $k\tau_f = \beta_s/\sqrt{2}$ and so to have an amplitude of 10% one needs $B \approx 0.013$. It should be noted that the tensor-to-scalar ratio, which is proportional to c_s [46], is barely affected as the sound speed only changes by 10%. Furthermore, the adiabatic condition $s \equiv \dot{c}_s/Hc_s$ is always satisfied and its maximum value is $s = B\beta_s/\sqrt{2}e \approx 0.16$ (for $B = 0.015$ and $\beta_s = 25$). We have plotted the oscillatory feature in the primordial power spectrum and the residuals of the lensed power spectrum in Fig. 4. Note how the frequency of the resulting oscillatory pattern follows that of Planck [4] in the range $\ell \sim 1200 - 2000$, although the residuals from Planck are slightly shifted upwards.

Regarding the non-gaussianities we can borrow the results from Ref. [9] (see also App. C) at the equilateral limit and find that the equilateral non-gaussianity peaks at $K\tau_f = \sqrt{6}\beta_s$ with amplitude

$$f_{NL}^{\text{eq}} \approx -0.27 B \beta_s^2. \quad (3.22)$$

A similar calculation for the trispectrum evaluated at its peak ($K\tau_f = \sqrt{10}\beta_s$) in the equilateral configuration (see App. C) yields

$$g_{NL}^{\text{eq}} \approx -0.1 B \beta_s^4. \quad (3.23)$$

The Planck results on non-gaussianities [47] yield that $f_{NL}^{\text{eq}} = -4 \pm 43$. Thus, if $B \sim 10^{-2}$ we see that we need $\beta_s < 60$ to fall within the bounds. Regarding local (squeezed shape) non-gaussianity its magnitude is at least suppressed by $1/\beta_s$ with respect to f_{NL}^{eq} [48, 49] and therefore we easily fall within Planck constraints, i.e. $f_{NL}^{\text{loc}} = 0.8 \pm 5.0$. Note that these constraints are looser if one allows for a scale dependence in the non-gaussianity [47]. Furthermore, the constraints on the trispectrum are roughly [47] $g_{NL} < 10^5 - 10^6$ and for $B \sim 10^{-2}$ it is sufficient that $\beta_s < 100$. Thus, as we can see in Fig. 4 a bump in c_s^2 with $B = 0.015$ and $\beta_s = 25$ reproduces quite well the residuals in the Planck analysis [4] and is well within the bispectrum and trispectrum bounds. The development of a specific model that can produce such a bump in c_s^2 is left for future work, although it seems possible to build such a model using a spectator scalar field [50]. Before ending this Section, it is worth saying that no trans-planckian modulation [29] could explain such a feature, since the initial time of the modulation required to explain the value of the frequency falls inside the observational window.

IV. CONCLUSIONS

The latest analysis of the cosmic microwave background by the Planck team [4] suggests that at the 2σ confidence level there is 10% more lensing than predicted by Λ CDM. If not a statistical fluke, one suggested explanation for the extra lensing is that there is new physics that mimicks the smoothing effect of lensing [8]. Here we studied what could have generated these oscillations in the power spectrum during inflation. We first considered an effective single field approach, where the effects of a sharp transition or an oscillatory modulation in the background can be studied phenomenologically [26, 28, 35, 36]. In this way, we divided the analysis between rapid/slow (compared to the expansion rate) oscillatory modulations and sharp transitions.

We have found that for rapid oscillatory modulations [13, 30, 31], it is not possible to obtain an exact linear k dependence in the frequency of the power-spectrum's oscillations since the modulation should oscillate infinitely fast or be a sharp feature. Nevertheless, an almost linear dependence can be obtained for very fast oscillatory modulations. Unfortunately, when compared with the data one needs a frequency which is slowly varying for large scales ($\ell < 50$) and rapidly varying for $\ell > 50$. We also showed that if the oscillations were caused by an oscillating heavy field, then the mass of the field would have been smaller than Hubble at some point in the range of interest. Thus, this sort of feature cannot explain an oscillation over the whole range of ℓ covered by the Planck data. We discussed that the possibility of starting the oscillation at $\ell > 50$ is not feasible since it would be accompanied by a sharp feature which is normally larger than the oscillatory feature.

On the other hand, we have analyzed the case of slowly oscillating modulations of the background and we have found that it is possible to find a model where the frequency of the oscillatory feature is linear in k . In this case, there is no resonance occurring and so the frequency must evolve inversely proportional to the conformal time so that at horizon crossing ($-k\tau \approx 1$) yields a linear dependence in k . However, when compared with the data and in agreement with the results of fast oscillatory modulations, this feature could only explain a linear oscillation for $\ell < 50$ which is not of interest for our work.

Motivated by our results, we have studied sharp transitions within an effective single field theory for sharp features [26, 28, 35, 36]. When the feature is sharp all the modes are excited at the same time (say $\tau = \tau_f$) and so the resulting oscillatory feature has a frequency of $2k\tau_f$. If that is the case, we needed that the sharp feature occurred at scales inside the observational window, around $\ell \sim 98$. Although sharp features are very model dependent [16, 17, 21–26, 28, 36, 40], we see that in general terms when the sharp feature

is even [9], e.g. a bump, the oscillations with the right frequency are out of phase with the acoustic peaks. We have presented an example capable of reproducing the desired oscillatory modulation of the primordial power spectrum times a damping function (3.21). This example consists of a bump in the sound speed given by Eq. (3.20). Moreover, we have shown that this model can satisfy the bounds to the bispectrum and trispectrum.

We thus conclude, on one hand, that the A_L anomaly in the CMB temperature power spectrum could potentially be explained by a bump in the sound speed of scalar perturbations, although a detailed comparison with the data would be needed. We presented the residuals in Fig. 4 and they are similar in frequency to the results presented in Ref. [4]. In the future, measurements of baryon acoustic oscillations might be employed, in combination with the CMB [51] to test this explanation. In the standard scenario, the Fourier wavenumbers for the peaks in the late-time matter power spectrum are shifted relative to those for peaks in the radiation density at CMB decoupling [52], a result of the fact that the late-time growing mode maps at early times to a combination of the growing and decaying modes. The relative phases of the acoustic and primordial oscillations will thus be different in the baryon acoustic oscillations (BAO) than they are in the CMB. Furthermore, another probe of this model would be to look for correlated features in the primordial spectra [48, 53–59]. On the other hand, we have shown also that it is difficult that oscillating features in the power spectrum which are linear in k (or almost linear) are generated during inflation from an oscillatory modulation of the background and that could explain the A_L anomaly at the same time. However, it has to be seen if there is any possibility for general multi-field inflationary trajectories as in Ref. [16].

ACKNOWLEDGMENTS

We would like to thank J-O. Gong, E. Kovetz, J. Muñoz, R. Saito, P. Shi, J. Takeda and T. Tenkanen for very useful discussions and comments on the draft. This work was partially supported by DFG Collaborative Research center SFB 1225 (ISOQUANT)(G.D.). G.D. acknowledges support from the Balzan Center for Cosmological Studies Program during his stay at the Johns Hopkins University. G.D. also thanks the Johns Hopkins University cosmology and gravity groups for their hospitality.

-
- [1] Uros Seljak, “Gravitational lensing effect on cosmic microwave background anisotropies: A Power spectrum approach,” *Astrophys. J.* **463**, 1 (1996), arXiv:astro-ph/9505109 [astro-ph].
 - [2] Antony Lewis and Anthony Challinor, “Weak gravitational lensing of the CMB,” *Phys. Rept.* **429**, 1–65 (2006), arXiv:astro-ph/0601594 [astro-ph].
 - [3] Duncan Hanson, Anthony Challinor, and Antony Lewis, “Weak lensing of the CMB,” *Gen. Rel. Grav.* **42**, 2197–2218 (2010), arXiv:0911.0612 [astro-ph.CO].
 - [4] N. Aghanim *et al.* (Planck), “Planck 2018 results. VI. Cosmological parameters,” (2018), arXiv:1807.06209 [astro-ph.CO].
 - [5] Erminia Calabrese, Anze Slosar, Alessandro Melchiorri, George F. Smoot, and Oliver Zahn, “Cosmic Microwave Weak lensing data as a test for the dark universe,” *Phys. Rev.* **D77**, 123531 (2008), arXiv:0803.2309 [astro-ph].
 - [6] Julian B. Muñoz, Daniel Grin, Liang Dai, Marc Kamionkowski, and Ely D. Kovetz, “Search for Compensated Isocurvature Perturbations with Planck Power Spectra,” *Phys. Rev.* **D93**, 043008 (2016), arXiv:1511.04441 [astro-ph.CO].
 - [7] Tristan L. Smith, Julian B. Muñoz, Rhiannon Smith, Kyle Yee, and Daniel Grin, “Baryons still trace dark matter: probing CMB lensing maps for hidden isocurvature,” *Phys. Rev.* **D96**, 083508 (2017), arXiv:1704.03461 [astro-ph.CO].
 - [8] Y. Akrami *et al.* (Planck), “Planck 2018 results. X. Constraints on inflation,” (2018), arXiv:1807.06211 [astro-ph.CO].

- [9] Ana Achucarro, Vicente Atal, Bin Hu, Pablo Ortiz, and Jesus Torrado, “Inflation with moderately sharp features in the speed of sound: Generalized slow roll and in-in formalism for power spectrum and bispectrum,” *Phys. Rev. D* **90**, 023511 (2014), arXiv:1404.7522 [astro-ph.CO].
- [10] Xingang Chen and Mohammad Hossein Namjoo, “Standard Clock in Primordial Density Perturbations and Cosmic Microwave Background,” *Phys. Lett. B* **739**, 285–292 (2014), arXiv:1404.1536 [astro-ph.CO].
- [11] Cédric Pahud, Marc Kamionkowski, and Andrew R. Liddle, “Oscillations in the inflaton potential?” *Phys. Rev. D* **79**, 083503 (2009), arXiv:0807.0322 [astro-ph].
- [12] Raphael Flauger, Liam McAllister, Enrico Pajer, Alexander Westphal, and Gang Xu, “Oscillations in the CMB from Axion Monodromy Inflation,” *JCAP* **1006**, 009 (2010), arXiv:0907.2916 [hep-th].
- [13] Xingang Chen, “Primordial Features as Evidence for Inflation,” *JCAP* **1201**, 038 (2012), arXiv:1104.1323 [hep-th].
- [14] Xingang Chen, Mohammad Hossein Namjoo, and Yi Wang, “Models of the Primordial Standard Clock,” *JCAP* **1502**, 027 (2015), arXiv:1411.2349 [astro-ph.CO].
- [15] Xingang Chen, Mohammad Hossein Namjoo, and Yi Wang, “Quantum Primordial Standard Clocks,” *JCAP* **1602**, 013 (2016), arXiv:1509.03930 [astro-ph.CO].
- [16] Xian Gao, David Langlois, and Shuntaro Mizuno, “Oscillatory features in the curvature power spectrum after a sudden turn of the inflationary trajectory,” *JCAP* **1310**, 023 (2013), arXiv:1306.5680 [hep-th].
- [17] Alexei A. Starobinsky, “Spectrum of adiabatic perturbations in the universe when there are singularities in the inflation potential,” *JETP Lett.* **55**, 489–494 (1992), [*Pisma Zh. Eksp. Teor. Fiz.* 55,477(1992)].
- [18] Marc Kamionkowski and Andrew R. Liddle, “The Dearth of halo dwarf galaxies: Is there power on short scales?” *Phys. Rev. Lett.* **84**, 4525–4528 (2000), arXiv:astro-ph/9911103 [astro-ph].
- [19] Jinn-Ouk Gong and Ewan D. Stewart, “The Density perturbation power spectrum to second order corrections in the slow roll expansion,” *Phys. Lett. B* **510**, 1–9 (2001), arXiv:astro-ph/0101225 [astro-ph].
- [20] Ewan D. Stewart, “The Spectrum of density perturbations produced during inflation to leading order in a general slow roll approximation,” *Phys. Rev. D* **65**, 103508 (2002), arXiv:astro-ph/0110322 [astro-ph].
- [21] Jennifer A. Adams, Bevan Cresswell, and Richard Easther, “Inflationary perturbations from a potential with a step,” *Phys. Rev. D* **64**, 123514 (2001), arXiv:astro-ph/0102236 [astro-ph].
- [22] Jeongyeol Choe, Jinn-Ouk Gong, and Ewan D. Stewart, “Second order general slow-roll power spectrum,” *JCAP* **0407**, 012 (2004), arXiv:hep-ph/0405155 [hep-ph].
- [23] Cora Dvorkin and Wayne Hu, “Generalized Slow Roll for Large Power Spectrum Features,” *Phys. Rev. D* **81**, 023518 (2010), arXiv:0910.2237 [astro-ph.CO].
- [24] Ana Achucarro, Jinn-Ouk Gong, Sjoerd Hardeman, Gonzalo A. Palma, and Subodh P. Patil, “Features of heavy physics in the CMB power spectrum,” *JCAP* **1101**, 030 (2011), arXiv:1010.3693 [hep-ph].
- [25] Peter Adshead, Cora Dvorkin, Wayne Hu, and Eugene A. Lim, “Non-Gaussianity from Step Features in the Inflationary Potential,” *Phys. Rev. D* **85**, 023531 (2012), arXiv:1110.3050 [astro-ph.CO].
- [26] Gary Shiu and Jiajun Xu, “Effective Field Theory and Decoupling in Multi-field Inflation: An Illustrative Case Study,” *Phys. Rev. D* **84**, 103509 (2011), arXiv:1108.0981 [hep-th].
- [27] Sebastian Cespedes, Vicente Atal, and Gonzalo A. Palma, “On the importance of heavy fields during inflation,” *JCAP* **1205**, 008 (2012), arXiv:1201.4848 [hep-th].
- [28] Nicola Bartolo, Dario Cannone, and Sabino Matarrese, “The Effective Field Theory of Inflation Models with Sharp Features,” *JCAP* **1310**, 038 (2013), arXiv:1307.3483 [astro-ph.CO].
- [29] Richard Easther, William H. Kinney, and Hiranya Peiris, “Boundary effective field theory and trans-Planckian perturbations: Astrophysical implications,” *JCAP* **0508**, 001 (2005), arXiv:astro-ph/0505426 [astro-ph].
- [30] Qing-Guo Huang and Shi Pi, “Power-law modulation of the scalar power spectrum from a heavy field with a monomial potential,” *JCAP* **1804**, 001 (2018), arXiv:1610.00115 [hep-th].
- [31] Guillem Domènech, Javier Rubio, and Julius Wons, “Mimicking features in alternatives to inflation with interacting spectator fields,” *Phys. Lett. B* **790**, 263–269 (2019), arXiv:1811.08224 [astro-ph.CO].
- [32] Xingang Chen, Abraham Loeb, and Zhong-Zhi Xianyu, “Unique Fingerprints of Alternatives to Inflation in the Primordial Power Spectrum,” (2018), arXiv:1809.02603 [astro-ph.CO].
- [33] Julien Lesgourgues, “The Cosmic Linear Anisotropy Solving System (CLASS) I: Overview,” (2011), arXiv:1104.2932 [astro-ph.IM].
- [34] Diego Blas, Julien Lesgourgues, and Thomas Tram, “The Cosmic Linear Anisotropy Solving System (CLASS) II: Approximation schemes,” *JCAP* **1107**, 034 (2011), arXiv:1104.2933 [astro-ph.CO].

- [35] Ana Achúcarro, Jinn-Ouk Gong, Sjoerd Hardeman, Gonzalo A. Palma, and Subodh P. Patil, “Effective theories of single field inflation when heavy fields matter,” *JHEP* **05**, 066 (2012), arXiv:1201.6342 [hep-th].
- [36] Gonzalo A. Palma, “Untangling features in the primordial spectra,” *JCAP* **1504**, 035 (2015), arXiv:1412.5615 [hep-th].
- [37] Hideo Kodama and Misao Sasaki, “Cosmological Perturbation Theory,” *Prog. Theor. Phys. Suppl.* **78**, 1–166 (1984).
- [38] Viatcheslav F. Mukhanov, H. A. Feldman, and Robert H. Brandenberger, “Theory of cosmological perturbations. Part 1. Classical perturbations. Part 2. Quantum theory of perturbations. Part 3. Extensions,” *Phys. Rept.* **215**, 203–333 (1992).
- [39] Minu Joy, Ewan D. Stewart, Jinn-Ouk Gong, and Hyun-Chul Lee, “From the spectrum to inflation: An Inverse formula for the general slow-roll spectrum,” *JCAP* **0504**, 012 (2005), arXiv:astro-ph/0501659 [astro-ph].
- [40] Jinn-Ouk Gong, “Breaking scale invariance from a singular inflaton potential,” *JCAP* **0507**, 015 (2005), arXiv:astro-ph/0504383 [astro-ph].
- [41] Alexei A. Starobinsky, “Multicomponent de Sitter (Inflationary) Stages and the Generation of Perturbations,” *JETP Lett.* **42**, 152–155 (1985), [*Pisma Zh. Eksp. Teor. Fiz.* 42,124(1985)].
- [42] D. S. Salopek and J. R. Bond, “Nonlinear evolution of long wavelength metric fluctuations in inflationary models,” *Phys. Rev.* **D42**, 3936–3962 (1990).
- [43] Misao Sasaki and Ewan D. Stewart, “A General analytic formula for the spectral index of the density perturbations produced during inflation,” *Prog. Theor. Phys.* **95**, 71–78 (1996), arXiv:astro-ph/9507001 [astro-ph].
- [44] Eugeny Babichev, Viatcheslav Mukhanov, and Alexander Vikman, “k-Essence, superluminal propagation, causality and emergent geometry,” *JHEP* **02**, 101 (2008), arXiv:0708.0561 [hep-th].
- [45] Allan Adams, Nima Arkani-Hamed, Sergei Dubovsky, Alberto Nicolis, and Riccardo Rattazzi, “Causality, analyticity and an IR obstruction to UV completion,” *JHEP* **10**, 014 (2006), arXiv:hep-th/0602178 [hep-th].
- [46] Viatcheslav F. Mukhanov and Alexander Vikman, “Enhancing the tensor-to-scalar ratio in simple inflation,” *JCAP* **0602**, 004 (2006), arXiv:astro-ph/0512066 [astro-ph].
- [47] P. A. R. Ade *et al.* (Planck), “Planck 2015 results. XVII. Constraints on primordial non-Gaussianity,” *Astron. Astrophys.* **594**, A17 (2016), arXiv:1502.01592 [astro-ph.CO].
- [48] Ana Achúcarro, Jinn-Ouk Gong, Gonzalo A. Palma, and Subodh P. Patil, “Correlating features in the primordial spectra,” *Phys. Rev.* **D87**, 121301 (2013), arXiv:1211.5619 [astro-ph.CO].
- [49] Sander Mooij, Gonzalo A. Palma, Grigoris Panotopoulos, and Alex Soto, “Consistency relations for sharp inflationary non-Gaussian features,” *JCAP* **1609**, 004 (2016), arXiv:1604.03533 [astro-ph.CO].
- [50] Masahiro Nakashima, Ryo Saito, Yu-ichi Takamizu, and Jun’ichi Yokoyama, “The effect of varying sound velocity on primordial curvature perturbations,” *Prog. Theor. Phys.* **125**, 1035–1052 (2011), arXiv:1009.4394 [astro-ph.CO].
- [51] Chenxiao Zeng, Ely D. Kovetz, Xuelei Chen, Yan Gong, Julian B. Muñoz, and Marc Kamionkowski, “Searching for Oscillations in the Primordial Power Spectrum with CMB and LSS Data,” *Phys. Rev.* **D99**, 043517 (2019), arXiv:1812.05105 [astro-ph.CO].
- [52] Daniel J. Eisenstein and Wayne Hu, “Baryonic features in the matter transfer function,” *Astrophys. J.* **496**, 605 (1998), arXiv:astro-ph/9709112 [astro-ph].
- [53] Jinn-Ouk Gong, Koenraad Schalm, and Gary Shiu, “Correlating correlation functions of primordial perturbations,” *Phys. Rev.* **D89**, 063540 (2014), arXiv:1401.4402 [astro-ph.CO].
- [54] Xingang Chen, Cora Dvorkin, Zhiqi Huang, Mohammad Hossein Namjoo, and Licia Verde, “The Future of Primordial Features with Large-Scale Structure Surveys,” *JCAP* **1611**, 014 (2016), arXiv:1605.09365 [astro-ph.CO].
- [55] Fabio Finelli *et al.* (CORE), “Exploring cosmic origins with CORE: Inflation,” *JCAP* **1804**, 016 (2018), arXiv:1612.08270 [astro-ph.CO].
- [56] Mario Ballardini, Fabio Finelli, Cosimo Fedeli, and Lauro Moscardini, “Probing primordial features with future galaxy surveys,” *JCAP* **1610**, 041 (2016), [Erratum: *JCAP*1804,no.04,E01(2018)], arXiv:1606.03747 [astro-ph.CO].
- [57] Mario Ballardini, Fabio Finelli, Roy Maartens, and Lauro Moscardini, “Probing primordial features with next-generation photometric and radio surveys,” *JCAP* **1804**, 044 (2018), arXiv:1712.07425 [astro-ph.CO].
- [58] Gonzalo A. Palma, Domenico Sapone, and Spyros Sypsas, “Constraints on inflation with LSS surveys: features in the primordial power spectrum,” *JCAP* **1806**, 004 (2018), arXiv:1710.02570 [astro-ph.CO].

- [59] Jinn-Ouk Gong, Gonzalo A. Palma, and Spyros Sypsas, “Shapes and features of the primordial bispectrum,” JCAP **1705**, 016 (2017), arXiv:1702.08756 [astro-ph.CO].
- [60] Clifford Cheung, Paolo Creminelli, A. Liam Fitzpatrick, Jared Kaplan, and Leonardo Senatore, “The Effective Field Theory of Inflation,” JHEP **03**, 014 (2008), arXiv:0709.0293 [hep-th].
- [61] Peter Adshead, Wayne Hu, Cora Dvorkin, and Hiranya V. Peiris, “Fast Computation of Bispectrum Features with Generalized Slow Roll,” Phys. Rev. **D84**, 043519 (2011), arXiv:1102.3435 [astro-ph.CO].
- [62] Juan Martin Maldacena, “Non-Gaussian features of primordial fluctuations in single field inflationary models,” JHEP **05**, 013 (2003), arXiv:astro-ph/0210603 [astro-ph].
- [63] Yi Wang, “Inflation, Cosmic Perturbations and Non-Gaussianities,” Commun. Theor. Phys. **62**, 109–166 (2014), arXiv:1303.1523 [hep-th].
- [64] Frederico Arroja and Kazuya Koyama, “Non-gaussianity from the trispectrum in general single field inflation,” Phys. Rev. **D77**, 083517 (2008), arXiv:0802.1167 [hep-th].
- [65] Xingang Chen, Bin Hu, Min-xin Huang, Gary Shiu, and Yi Wang, “Large Primordial Trispectra in General Single Field Inflation,” JCAP **0908**, 008 (2009), arXiv:0905.3494 [astro-ph.CO].
- [66] Kendrick M. Smith, Leonardo Senatore, and Matias Zaldarriaga, “Optimal analysis of the CMB trispectrum,” (2015), arXiv:1502.00635 [astro-ph.CO].

Appendix A: Model building

In this section we give the phenomenological parameters in Sec. III in terms of particular models. We will first consider a two-field model in which the heavy field is excited and oscillates around the minimum of its potential. In the second example, we will consider that the inflaton’s potential has an oscillatory modulation superimposed.

1. Non-standard clock signal

Here we review the model studied in [31] which is a generalized version of the standard clock model studied in Ref. [13]. The action is given by

$$S = \int d^4x \sqrt{-g} \left\{ \frac{M_{\text{pl}}^2}{2} R - \frac{1}{2} \left(1 + \frac{\sigma}{\Lambda} \right)^2 g^{\mu\nu} \partial_\mu \phi \partial_\nu \phi - \frac{1}{2} f^2(\phi) g^{\mu\nu} \partial_\mu \sigma \partial_\nu \sigma - V(\phi) - \frac{1}{2} m(\phi)^2 \sigma^2 \right\}. \quad (\text{A1})$$

Assuming that the σ field is massive, does not spoil slow-roll inflation and does not backreact on the equations of motion for ϕ we have that σ oscillates around the minimum of the effective potential given by the centrifugal force by

$$\Delta\sigma = \Delta\sigma_r \left(\frac{a}{a_r} \right)^{-3/2} \frac{f_r}{f} \sqrt{\frac{m_{\text{eff},r}}{m_{\text{eff}}}} \left\{ \cos \left(\int_{t_r}^t m_{\text{eff}} dt \right) + O(1/\mu) \right\} \quad (\text{A2})$$

where $m_{\text{eff}}^2 = m^2/f^2 - \ddot{f}/f - 3H\dot{f}/f$ and we will assume that the time derivatives of f are negligible in front of m . All these conditions can be satisfied, at least momentarily, if the energy fraction of the massive field is smaller than the slow-roll parameter $\epsilon \equiv -\dot{H}/H^2$. Then, the leading interacting term is given by

$$\frac{\Delta(\tau)}{H^2} = \frac{\ddot{\sigma}}{H^2 \Lambda} \quad (\text{A3})$$

which yields

$$C_r = \mu_r^2 \frac{\Delta\sigma_r}{\Lambda} \quad , \quad \Omega_r = \frac{\mu_r}{\delta_\Omega}, \quad (\text{A4})$$

where $\mu_r \equiv \frac{m_{\text{eff},r}}{H_r}$,

$$\delta_C = -\frac{3}{2} + \frac{3}{2}\delta_m - \frac{5}{2}\delta_f \quad \text{and} \quad \delta_\Omega = \delta_m - \delta_f. \quad (\text{A5})$$

We have defined

$$\delta_f \equiv \frac{d \ln f}{dN} \quad \text{and} \quad \delta_m \equiv \frac{d \ln m}{dN}, \quad (\text{A6})$$

where $dN = H dt$.

2. Oscillating potential

Let us consider that the inflaton potential has an oscillating modulation of the form

$$V = V_0(\phi) (1 + W(\phi) \sin[\Omega(\phi) + \varphi]). \quad (\text{A7})$$

In order not to spoil slow-roll, i.e. $\eta \equiv \frac{\dot{\epsilon}}{H\epsilon} \ll 1$ we need that $W\dot{\Omega}^2 < 1$. This can be tuned by an appropriate form of $W(\phi)$. Comparing with the results of Sec. III we find

$$\frac{\delta\epsilon}{\epsilon} \approx \frac{W}{2} \frac{\dot{\Omega}}{H} \cos[\Omega(\tau) + \varphi] \quad (\text{A8})$$

and so

$$\frac{\Delta(\tau)}{H^2} = \frac{\ddot{\delta\epsilon}}{2H^2\epsilon} \quad (\text{A9})$$

which yields

$$C_r = \frac{W_r}{4} \delta_\Omega^3 \Omega_r^3 \quad \text{and} \quad \delta_C = \delta_W + 3\delta_\Omega. \quad (\text{A10})$$

We have defined

$$\delta_W \equiv \frac{d \ln W}{dN} \quad \text{and} \quad \delta_\Omega \equiv \frac{d \ln \Omega}{dN}. \quad (\text{A11})$$

Appendix B: Estimation of the power spectrum

Here we give a brief review of the estimation for the power spectrum. The starting point is Eq.(3.19), which using the fact that $f \propto c_s^{-1/2}$ and that $s \equiv \dot{c}_s/Hc_s$ reads

$$\frac{\Delta P_{\mathcal{R}}(k)}{P_{\mathcal{R},0}} \approx \int_{-\infty}^{\infty} d \ln \xi \left(\frac{\sin(2k\xi)}{k\xi} - \cos(2k\xi) \right) s(\xi). \quad (\text{B1})$$

Now, using that

$$c_s^2 = 1 + BF(\ln(\tau/\tau_f)) \quad \text{where} \quad F \equiv e^{-\beta_s^2 \ln^2(\tau/\tau_f)}, \quad B \ll 1, \quad \beta_s \gg 1, \quad (\text{B2})$$

and that $s = \frac{B\beta_s}{2} \frac{dF}{dx}$, where $x \equiv -\beta_s \ln(\tau/\tau_f)$, we can write at leading order in x/β_s

$$\begin{aligned} \frac{\Delta P_{\mathcal{R}}(k)}{P_{\mathcal{R},0}} &\approx \frac{B}{2} \text{Re} \left[\int_{-\infty}^{\infty} dx \frac{dF}{dx} \left(1 + \frac{x}{\beta_s} \right) e^{2ikc_s\tau} \right] - \frac{B}{2} \text{Re} \left[\int_{-\infty}^{\infty} dx \frac{dF}{dx} e^{2ikc_s\tau} \right] \\ &\approx B\sqrt{\pi} \frac{k\tau_f}{\beta_s} e^{-\frac{k^2\tau_f^2}{\beta_s^2}} \left\{ \sin(2k\tau_f) + \frac{\cos(2k\tau_f)}{k\tau_f} - \frac{1}{2} \frac{\sin(2k\tau_f)}{(k\tau_f)^2} \right\}, \end{aligned} \quad (\text{B3})$$

where used that $\xi \approx \tau$ and we expanded the mode functions as

$$e^{ikc_s\tau} \approx e^{ik\tau_f} e^{-ik\tau_f x/\beta_s}, \quad (\text{B4})$$

since $\tau \approx \tau_f \left(1 - \frac{x}{\beta_s}\right)$.

Appendix C: Estimation of the bispectrum and trispectrum

Here we briefly derive the estimate for the magnitude of the bispectrum and trispectrum. We work in the effective field theory of inflation approach [9, 28, 60] and expand the action up to fourth order. By picking up the terms that only involve the speed of sound c_s and its derivatives at leading order in slow roll we find

$$S_3 = \int dt d^3x a^3 \frac{M_{\text{pl}}^2 \epsilon}{H} \left\{ (1 - c_s^{-2}) \dot{\mathcal{R}}^3 + 2H s c_s^{-2} \dot{\mathcal{R}}^2 \mathcal{R} - a^{-2} (1 - c_s^{-2}) \dot{\mathcal{R}} (\partial \mathcal{R})^2 \right\} \quad (\text{C1})$$

and

$$S_4 = \int dt d^3x a^4 \frac{M_{\text{pl}}^2 \epsilon}{4H^2} \left\{ - (1 - c_s^{-2}) \left[\dot{\mathcal{R}}^2 - a^{-2} (\partial \mathcal{R})^2 \right]^2 \right. \\ \left. - 8H s c_s^{-2} a^{-2} (\partial \mathcal{R})^2 \dot{\mathcal{R}}^2 \mathcal{R} + (16H^2 s^2 - 8H \dot{s}) c_s^{-2} \dot{\mathcal{R}}^2 \mathcal{R}^2 \right\}. \quad (\text{C2})$$

We will use the approximation for sharp features which consists of expanding around the transition time [9, 25, 28, 61].

1. Bispectrum

For the bispectrum we use the in-in formalism [62, 63],

$$\langle \mathcal{R}_{k_1} \mathcal{R}_{k_2} \mathcal{R}_{k_3} \rangle = -2i \text{Re} \left[\int d\tau d^3x \langle \mathcal{R}_{k_1} \mathcal{R}_{k_2} \mathcal{R}_{k_3} H_{I,3} \rangle \right] \quad (\text{C3})$$

where $H_{I,3} = -\mathcal{L}_3$. As usual we use the de-Sitter mode function:

$$\mathcal{R}_k = \frac{H}{\sqrt{4\epsilon c_{s,0} k^3}} (1 + ikc_{s,0}\tau) e^{-ikc_s\tau}. \quad (\text{C4})$$

Now, picking up the highest contribution in terms of β_s and evaluating the integral near the sharp feature and in the equilateral configuration ($k_1 = k_2 = k_3 = k$ and $\mathbf{k}_1 \cdot \mathbf{k}_2 = -k^2/2$) we have

$$\langle \mathcal{R}_{k_1} \mathcal{R}_{k_2} \mathcal{R}_{k_3} \rangle^{\text{eq}} \approx \frac{3}{4} B \beta_s^2 \text{Im} \left[\int dx e^{iKc_s\tau} \left(F \left(\frac{k\tau}{\beta_s} \right)^3 - \frac{1}{2} F \beta_s^{-2} \left(\frac{k\tau}{\beta_s} \right) (1 - ik\tau)^2 \right. \right. \\ \left. \left. - \frac{dF}{dx} \beta_s^{-1} \left(\frac{k\tau}{\beta_s} \right) (1 - ik\tau) \right) \right] \times \frac{P_{\mathcal{R},0}^2 M_{\text{pl}}^6}{k^6} (2\pi)^7 \delta(\mathbf{k}_1 + \mathbf{k}_2 + \mathbf{k}_3) \quad (\text{C5})$$

$$\approx -\frac{\sqrt{\pi}}{3} B \beta_s^2 \left(\frac{K\tau_f}{2\beta_s} \right)^3 e^{-\frac{K^2\tau_f^2}{4\beta_s^2}} \sin(K\tau_f) \times \frac{P_{\mathcal{R},0}^2 M_{\text{pl}}^6}{k^6} (2\pi)^7 \delta(\mathbf{k}_1 + \mathbf{k}_2 + \mathbf{k}_3) \quad (\text{C6})$$

where $K = k_1 + k_2 + k_3$ and $P_{\mathcal{R},0} = \frac{H^2}{8\pi^2 \epsilon c_s M_{\text{pl}}^2}$. With this result we find that

$$f_{NL}^{\text{eq}} \approx -\frac{10\sqrt{\pi}}{27} B \beta_s^2 \left(\frac{K\tau_f}{2\beta_s} \right)^3 e^{-\frac{K^2\tau_f^2}{4\beta_s^2}} \sin(K\tau_f), \quad (\text{C7})$$

where we used that

$$\langle \mathcal{R}_{k_1} \mathcal{R}_{k_2} \mathcal{R}_{k_3} \rangle = \frac{3}{10} f_{NL}(k_1, k_2, k_3) \frac{k_1^3 + k_2^3 + k_3^3}{k_1^3 k_2^3 k_3^3} P_{\mathcal{R},0}^2 M_{\text{pl}}^6 (2\pi)^7 \delta(\mathbf{k}_1 + \mathbf{k}_2 + \mathbf{k}_3). \quad (\text{C8})$$

2. Trispectrum

Again, for the trispectrum we will use the in-in formalism. However, this time we have the possibility of a scalar exchange [63–65], i.e.

$$\begin{aligned} \langle \mathcal{R}_{k_1} \mathcal{R}_{k_2} \mathcal{R}_{k_3} \mathcal{R}_{k_4} \rangle_{SE} &= \int d^3x d\tau' \int_{-\infty}^{\tau} d\tau'' \langle H_{I,3}(\tau') \mathcal{R}_{k_1} \mathcal{R}_{k_2} \mathcal{R}_{k_3} \mathcal{R}_{k_4} H_{I,3}(\tau'') \rangle \\ &\quad - \int d^3x d\tau' \int_{-\infty}^{\tau'} d\tau'' \langle H_{I,3}(\tau'') H_{I,3}(\tau') \mathcal{R}_{k_1} \mathcal{R}_{k_2} \mathcal{R}_{k_3} \mathcal{R}_{k_4} \rangle \\ &\quad - \int d^3x d\tau' \int_{-\infty}^{\tau'} d\tau'' \langle \mathcal{R}_{k_1} \mathcal{R}_{k_2} \mathcal{R}_{k_3} \mathcal{R}_{k_4} H_{I,3}(\tau') H_{I,3}(\tau'') \rangle \end{aligned} \quad (\text{C9})$$

and a contact interaction [65], that is

$$\langle \mathcal{R}_{k_1} \mathcal{R}_{k_2} \mathcal{R}_{k_3} \mathcal{R}_{k_4} \rangle_{CI} = -2i \text{Re} \left[\int d\tau d^3x \langle \mathcal{R}_{k_1} \mathcal{R}_{k_2} \mathcal{R}_{k_3} \mathcal{R}_{k_4} H_{I,4} \rangle \right]. \quad (\text{C10})$$

However, a quick inspection of the scalar exchange contribution tells us that the contribution of the scalar exchange is proportional to $f_{NL}^2 \approx B^2 \beta_s^4$ since, at most, there are two cubic vertex proportional to $B \beta_s^2$. As we will now see, this contribution is suppressed by a factor B with respect to the leading contribution of the contact interaction which is proportional to $B \beta_s^4$ – e.g. look at the term \dot{s} in S_4 which will bring twice β_s^2 down.

Now, to simplify the computation of the interaction Hamiltonian we will assume that only the terms which are proportional to $(1 - c_s^2)$ contribute to the third order Lagrangian and, thus, the third order Lagrangian is only proportional to B . This means that the terms in the fourth order interaction Hamiltonian that come from \mathcal{L}_3 are always squared and so proportional to B^2 . In this way, we can neglect the terms coming from \mathcal{L}_3 and \mathcal{L}_2 and the interaction Hamiltonian is, for our purposes, given by

$$H_{I,4} = -\mathcal{L}_4 + O(B^2). \quad (\text{C11})$$

We again select the highest contribution in terms of β_s and evaluate the integral near the sharp feature and in the regular tetrahedron configuration ($k_1 = k_2 = k_3 = k_4 = k$ and $|\mathbf{k}_1 + \mathbf{k}_3| = |\mathbf{k}_2 + \mathbf{k}_4| = k$). Then we find

$$\begin{aligned} \langle \mathcal{R}_{k_1} \mathcal{R}_{k_2} \mathcal{R}_{k_3} \mathcal{R}_{k_4} \rangle^{\text{eq}} &\approx -\frac{1}{2} B \beta_s^4 \text{Im} \left[\int dx e^{iKc_s\tau} \left(\frac{1}{8} \left(\frac{k\tau}{\beta_s} \right)^5 F + 2i \left(\frac{k\tau}{\beta_s} \right)^4 \frac{dF}{dx} - 3 \left(\frac{k\tau}{\beta_s} \right)^3 \frac{d^2F}{dx^2} \right) \right] \\ &\quad \times \frac{P_{\mathcal{R},0}^3 M_{\text{pl}}^8}{k^9} (2\pi)^9 \delta(\mathbf{k}_1 + \mathbf{k}_2 + \mathbf{k}_3 + \mathbf{k}_4) \\ &\approx -\frac{321}{512} \sqrt{\pi} B \beta_s^4 \left(\frac{K\tau_f}{2\beta_s} \right)^5 e^{-\frac{K^2\tau_f^2}{4\beta_s^2}} \sin(K\tau_f) \times \frac{P_{\mathcal{R},0}^3 M_{\text{pl}}^8}{k^9} (2\pi)^9 \delta(\mathbf{k}_1 + \mathbf{k}_2 + \mathbf{k}_3 + \mathbf{k}_4) \end{aligned} \quad (\text{C12})$$

(C13)

where now $K = k_1 + k_2 + k_3 + k_4$ and $P_{\mathcal{R},0} = \frac{H^2}{8\pi^2 \epsilon c_s M_{\text{pl}}^2}$. So we have

$$g_{NL}^{\text{eq}} = -\frac{2675}{36864} \sqrt{\pi} B \beta_s^4 \left(\frac{K \tau_f}{2\beta_s} \right)^5 e^{-\frac{\kappa^2 \tau_f^2}{4\beta_s^2}} \sin(K \tau_f) \quad (\text{C14})$$

where we used the normalization of [66] in order to compare with [47], that is

$$\langle \mathcal{R}_{k_1} \mathcal{R}_{k_2} \mathcal{R}_{k_3} \mathcal{R}_{k_4} \rangle = \frac{216}{100} g_{NL}(k_1, k_2, k_3) \frac{k_1^3 + k_2^3 + k_3^3 + k_4^3}{k_1^3 k_2^3 k_3^3 k_4^3} \times P_{\mathcal{R},0}^3 M_{\text{pl}}^8 (2\pi)^9 \delta(\mathbf{k}_1 + \mathbf{k}_2 + \mathbf{k}_3 + \mathbf{k}_4). \quad (\text{C15})$$