

Thermal spin photonics in the near-field of nonreciprocal media

Chinmay Khandekar* and Zubin Jacob†

*Birk Nanotechnology Center, School of Electrical and Computer Engineering,
College of Engineering, Purdue University, West Lafayette, Indiana 47907, USA*

(Dated: April 23, 2022)

The interplay of spin angular momentum and thermal radiation is a frontier area of interest to nanophotonics as well as topological physics. Here, we show that a thick planar slab of a nonreciprocal material, despite being at thermal equilibrium with its environment, can exhibit nonzero photon spin angular momentum and nonzero radiative heat flux in its vicinity. We identify them as the persistent thermal photon spin (PTPS) and the persistent planar heat current (PPHC) respectively. With a practical example system, we reveal that the fundamental origin of these phenomena is connected to the spin-momentum locking of thermally excited evanescent waves. We also discover spin magnetic moment of surface polaritons that further clarifies these features. We then propose an imaging experiment based on Brownian motion that allows one to witness these surprising features by directly looking at them using a lab microscope. We further demonstrate the universal behavior of these near-field thermal radiation phenomena through a comprehensive analysis of gyroelectric, gyromagnetic and magneto-electric nonreciprocal materials. Together, these results expose a surprisingly little explored research area of thermal spin photonics with prospects for new avenues related to non-Hermitian topological photonics and radiative heat transport.

I. INTRODUCTION

Thermal spin photonics merges the fields of the thermal radiation and the spin angular momentum of light. Thermal radiation plays an important role in energy-conversion and renewable technologies [1, 2] while the spin angular momentum property of light is fundamentally relevant in the context of spin-controlled nanophotonics [3, 4], chiral quantum optics [5] and spintronics [6]. Despite extensive work in the past few decades, there has been very little overlap between these two areas. Important developments in this field include spin-polarized (circularly polarized) far-field thermal radiation from chiral absorbers [7–9] and the definition of the degree of polarization in the thermal near-field [10] of reciprocal media. In stark contrast, the primary aim of this work is to explore thermal spin photonics (spin-related thermal radiation phenomena) in the near-field of non-reciprocal media.

Our work utilizes fluctuational electrodynamics and is fundamentally beyond the regime of Kirchhoff’s laws which is valid only for far-field thermal emission from bodies at equilibrium. One striking example where spin angular momentum of thermal radiation is not captured by Kirchhoff’s laws, is circularly polarized thermal emission from coupled non-equilibrium antennas demonstrated in our recent work [11]. This approach of exploiting interacting non-equilibrium bodies is fundamentally unrelated to conventional approaches of achieving spin angular momentum of light based on either polarization conversion or structural chirality. Practically, this non-equilibrium mechanism enables temperature-based reconfigurability of the spin state of emitted thermal radiation. Our current work deals with bodies at thermal equilibrium with their surroundings, and reveals surprising spin angular momentum features

in their near-field arising in presence of nonreciprocity.

To show the universal nature of these non-reciprocal thermal spin photonic effects, we develop a framework to analyze equilibrium thermal-radiation properties of a planar slab of a generic bianisotropic material described by arbitrary permittivity ($\bar{\epsilon}$), permeability ($\bar{\mu}$) and magneto-electric susceptibilities ($\bar{\xi}, \bar{\zeta}$). Such a material is reciprocal if the material properties satisfy,

$$\bar{\epsilon} = \bar{\epsilon}^T, \quad \bar{\mu} = \bar{\mu}^T, \quad \bar{\xi} = -\bar{\zeta}^T$$

It is nonreciprocal if any one of these conditions is violated. With fluctuational electrodynamic analysis, we show that a nonreciprocal planar slab at thermal equilibrium with its environment can exhibit nonzero spin angular momentum of thermal radiation in its near-field. We identify it as the persistent thermal photon spin (PTPS) because it exists without any temperature difference analogous to well-known persistent electronic charge current [12, 13] that exists without any voltage difference. The PTPS is also accompanied by locally nonzero radiative heat flux parallel to the surface which we call as the persistent planar heat current (PPHC).

We reveal that the spin-momentum locking [14–16] of thermally excited evanescent waves, plays a fundamental role in facilitating both these phenomena with a practical example system. Our work thus provides the first generalization of the spin-momentum locking of light well-known in topological photonics and atomic physics to thermally excited waves. We consider a doped Indium Antimonide (InSb) slab at room temperature with an arbitrarily directed magnetic field. The thermally excited surface plasmon polariton supported by InSb slab has transverse spin locked to its momentum [14]. Our calculations reveal that

the spin-momentum locked polariton (electromagnetic wave) also carries spin magnetic moment which leads to polaritonic energy/frequency shift through Zeeman type interaction with the applied magnetic field. For InSb sample with doping concentration $\sim 10^{17}\text{cm}^{-3}$, the polaritonic spin magnetic moment is found to be around $10\mu_B$ where μ_B is Bohr magneton. The polaritonic magnetic moment depends asymmetrically on the momentum for forward and backward propagating polaritons leading to asymmetric energy shifts. This clarifies the fundamental origin of PTPS and PPHC, resulting from asymmetric contributions of forward and backward propagating evanescent waves.

Detecting thermal radiation effects of non-reciprocal media is an open challenge. We note however, that our discovered effects PTPS and PPHC are significantly enhanced in the near-field due to a large density of thermally excited evanescent states. In particular, we show the striking result that at a distance $d \lesssim 0.5\mu\text{m}$ from the slab surface, the magnitude of PTPS exceeds the spin angular momentum density contained in the laser light carrying typical power of $\sim 1\text{mW}$. This immediately motivates experimental validation of our predicted effects by probing optical forces and torques on small absorptive particles in the thermal near-field of an InSb slab. We predict that the Brownian movement of these particles will be sufficiently influenced by the additional thermal spin photonic forces and it can be directly viewed using a lab microscope.

We further demonstrate the universal behavior of both these near-field thermal radiation phenomena with a comprehensive analysis of the key classes of nonreciprocal media namely, gyroelectric ($\bar{\epsilon} \neq \bar{\epsilon}^T$), gyromagnetic ($\bar{\mu} \neq \bar{\mu}^T$) and magneto-electric ($\bar{\xi} \neq -\bar{\zeta}^T$) materials. The general analysis describes the origin and the nature of these features for any given material type and further reveals that a nonreciprocal material is necessary but not sufficient to observe PTPS and PPHC.

Our work advances science in multiple directions. It makes a new fundamental connection between the spin-momentum locking of evanescent waves [14–16] and the radiative heat transfer. The spin-momentum locking of thermally excited waves opens a new degree of freedom for directional heat transport at the nanoscale. The spin magnetic moment of gyrotropic surface polaritons (which contain both s- and p-polarized waves) invites related studies of spin-dependent quantum plasmonics and spin-quantization. We also address the experimental detection of the persistent thermal photonic phenomena which is not addressed by previous works [17–19]. It is important for thermodynamic revalidation of fundamental understanding of nonreciprocal systems and also because there is no experiment till date probing the intriguing effects of nonreciprocity on thermal radiation. While thermal photonics is so far limited to isotropic,

anisotropic and gyroelectric materials [20, 21], we provide a universal description for all material types to motivate similar studies of thermal-radiation phenomena with largely unexplored material types such as topological insulators, multiferroic and magneto-electric materials. We note that the theoretical framework and the tools employed here will be useful for studying not only fluctuational [20–25] but also quantum [26–30] electrodynamic effects by using *generic, bianisotropic materials*.

II. RESULTS

Theory. We consider a planar geometry shown in figure 1 comprising of a semi-infinite half-space of generic homogeneous material, interfacing with semi-infinite vacuum half-space at $z = 0$. We focus on the thermal radiation on the vacuum side of this geometry where the physical quantities such as energy density W , Poynting flux \mathbf{P} and spin angular momentum density \mathbf{S} are well-defined [31, 32] and measurable in suitable experiments [33, 34]:

$$W(\mathbf{r}) = \frac{1}{2}\epsilon_0\langle\mathbf{E}^*(\mathbf{r}) \cdot \mathbf{E}(\mathbf{r})\rangle + \frac{1}{2}\mu_0\langle\mathbf{H}^*(\mathbf{r}) \cdot \mathbf{H}(\mathbf{r})\rangle \quad (1)$$

$$\mathbf{P}(\mathbf{r}) = \text{Re}\{\mathbf{E}^*(\mathbf{r}) \times \mathbf{H}(\mathbf{r})\} \quad (2)$$

$$\mathbf{S}(\mathbf{r}) = \underbrace{\frac{\epsilon_0}{2\omega}\text{Im}\langle\mathbf{E}^*(\mathbf{r}) \times \mathbf{E}(\mathbf{r})\rangle}_{\mathbf{S}^{(\mathbf{E})}} + \underbrace{\frac{\mu_0}{2\omega}\text{Im}\langle\mathbf{H}^*(\mathbf{r}) \times \mathbf{H}(\mathbf{r})\rangle}_{\mathbf{S}^{(\mathbf{H})}} \quad (3)$$

where \mathbf{r} denotes the position vector and $\langle\dots\rangle$ denotes the thermodynamic ensemble average. The spin angular momentum density (3) has so far been studied primarily for non-thermal light [31, 32], where it leads to proportionate optical torque on small, absorptive particles [35, 36]. We have generalized it here and in our recent work [11] to thermally generated electromagnetic fields in vacuum. We calculate both electric and magnetic type thermal spin angular momentum density given by $\mathbf{S}^{(\mathbf{E})}$ and $\mathbf{S}^{(\mathbf{H})}$ respectively. Throughout the manuscript, all quantities are described in SI units and the dependence on frequency ω (such as $\mathbf{E}(\omega)$, $\mathbf{H}(\omega)$) is suppressed assuming $e^{-i\omega t}$ time dependence in Maxwell's equations. The above quantities $Q = \{W, \mathbf{P}, \mathbf{S}\}$ are to be integrated over frequency to obtain the total densities/flux rates as $\dot{Q} = \int_{-\infty}^{\infty} \frac{d\omega}{2\pi} Q(\omega) d\omega$. Keeping in mind the future explorations using generic, bianisotropic materials, we prefer to use vector potential in Landau gauge to obtain the electromagnetic fields ($\mathbf{E} = i\omega\mathbf{A}$, $\mathbf{H} = \nabla \times \mathbf{A}$). The electromagnetic field correlations required for calculation of densities and flux rates above are obtained from the vector potential correlations. These correlations evaluated at two spatial points $\mathbf{r}_1, \mathbf{r}_2$ are expressed in the matrix form as $\langle\mathbf{A}(\mathbf{r}_1) \otimes \mathbf{A}^*(\mathbf{r}_2)\rangle =$

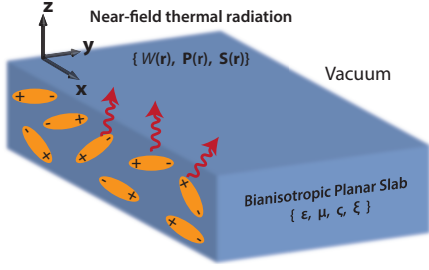


FIG. 1. **Geometry.** We analyze near-field thermal radiation properties namely energy density $W(\mathbf{r})$, Poynting flux $\mathbf{P}(\mathbf{r})$ and photon spin angular momentum density $\mathbf{S}(\mathbf{r})$ for a generic bianisotropic planar slab characterized by permittivity $\bar{\bar{\epsilon}}$, permeability $\bar{\bar{\mu}}$ and magneto-electric coupling tensors $\bar{\bar{\xi}}, \bar{\bar{\zeta}}$. The yellow ovals indicate underlying fluctuating dipoles that emit thermal radiation. We show that thermal photon spin density $\mathbf{S}(\mathbf{r})$ and heat flux $\mathbf{P}(\mathbf{r})$ can be nonzero for a nonreciprocal material despite thermal equilibrium between vacuum and planar slab.

$\langle \mathbf{A}(\mathbf{r}_1) \mathbf{A}(\mathbf{r}_2)^{*T} \rangle$. Here, the vector quantities are written as column vectors such that $\mathbf{A} = [A_x, A_y, A_z]^T$ where $[\cdot]^T$ denotes the transpose and $[\cdot]^*$ is complex conjugation. We focus on the thermal equilibrium properties of radiation where both vacuum and material half-spaces are at the same thermodynamic temperature T . The vector potential correlations are then obtained by making analogies with Kubo's formalism which describes equilibrium correlations of fluctuating thermodynamic quantities. The correlations are (see supplementary material for derivation):

$$\langle \mathbf{A}(\mathbf{r}_1) \otimes \mathbf{A}^*(\mathbf{r}_2) \rangle = \frac{\bar{\bar{\mathbf{G}}}(\mathbf{r}_1, \mathbf{r}_2) - \bar{\bar{\mathbf{G}}}(\mathbf{r}_2, \mathbf{r}_1)^{*T}}{2i} \frac{\mu_0}{\omega} \Theta(\omega, T) \quad (4)$$

Here $\Theta(\omega, T) = \hbar\omega/2 + \hbar\omega/[\exp(\hbar\omega/k_B T) - 1]$ is the average thermal energy of the harmonic oscillator of frequency ω at temperature T . The Green's tensor $\bar{\bar{\mathbf{G}}}(\mathbf{r}_1, \mathbf{r}_2)$ relates the vector potential $\mathbf{A}(\mathbf{r}_1)$ to all the source currents $\mathbf{J}(\mathbf{r}_2)$ such that $\mathbf{A}(\mathbf{r}_1) = \int_{V_{\mathbf{r}_2}} \bar{\bar{\mathbf{G}}}(\mathbf{r}_1, \mathbf{r}_2) \mu_0 \mathbf{J}(\mathbf{r}_2) d^3\mathbf{r}_2$. We derive the Green's function given in the methods section for a planar slab of a generic, bianisotropic medium (see supplement for derivation).

Finally, using the Green's function and vector potential correlations above, we obtain the electromagnetic field correlations at two spatial points \mathbf{r}_1 and \mathbf{r}_2 in vacuum:

$$\langle \mathbf{E}(\mathbf{r}_1) \otimes \mathbf{E}^*(\mathbf{r}_2) \rangle = \omega^2 \langle \mathbf{A}(\mathbf{r}_1) \mathbf{A}(\mathbf{r}_2)^{*T} \rangle \quad (5)$$

$$\langle \mathbf{E}(\mathbf{r}_1) \otimes \mathbf{H}^*(\mathbf{r}_2) \rangle = \frac{i\omega}{\mu_0} \langle \mathbf{A}(\mathbf{r}_1) [\nabla_{\mathbf{r}_2} \times \mathbf{A}(\mathbf{r}_2)]^*{}^T \rangle \quad (6)$$

$$\langle \mathbf{H}(\mathbf{r}_1) \otimes \mathbf{H}^*(\mathbf{r}_2) \rangle = \frac{1}{\mu_0^2} \langle \nabla_{\mathbf{r}_1} \times \mathbf{A}(\mathbf{r}_1) [\nabla_{\mathbf{r}_2} \times \mathbf{A}(\mathbf{r}_2)]^*{}^T \rangle \quad (7)$$

where $\nabla_{\mathbf{r}_j} \times$ for $j = [1, 2]$ is the differential curl operator. The densities and flux rates are then calculated using definitions (1),(2) and (3) using above correlations with $\mathbf{r}_1 = \mathbf{r}_2 = \mathbf{r}$ and making use of the fluctuation-dissipation relation given by Eq.(4).

Possibility of observing nonzero spin angular momentum and heat flux despite thermal equilibrium. We now show that a *nonreciprocal* medium can lead to nonzero spin angular momentum density (3) and nonzero Poynting flux (2) in its thermal near-field. We make use of insightful expressions derived here and time-reversal symmetry arguments, but we do not refer to any specific material in this section.

The electromagnetic waves in this planar geometry are characterized by their in-plane conserved propagation wavevector \mathbf{k} . Poynting flux and spin angular momentum of each wave are $\mathbf{P}(\mathbf{k})$ and $\mathbf{S}(\mathbf{k})$ respectively. It follows from time-reversal symmetry that heat and angular momentum associated with thermally excited \mathbf{k} -waves are negated by heat and angular momentum carried by $-\mathbf{k}$ -waves ($\mathbf{P}(\mathbf{k}) = -\mathbf{P}(-\mathbf{k})$, $\mathbf{S}(\mathbf{k}) = -\mathbf{S}(-\mathbf{k})$), resulting into zero flux rates at thermal equilibrium. Because of violation of the time-reversal symmetry for nonreciprocal media, this is no longer true and one can expect to see nonzero flux rates in the absence of cancellation. We identify the resulting nonzero spin angular momentum density as the persistent thermal photon spin (PTPS) and nonzero heat flux as the persistent planar heat current (PPHC). Although this analysis proves that nonreciprocity is necessary to observe PTPS and PPHC, full fluctuational electrodynamic calculations below, confirm and reveal much more, including the result that nonreciprocity is not a sufficient condition.

Before demonstrating the full calculations, we can make some general comments regarding heat flux and thermal photon spin perpendicular to the slab for which semi-analytic expressions are insightful (see supplement for their derivation). The near-field Poynting flux in $\hat{\mathbf{e}}_z$ direction,

$$P_z = \Theta(\omega, T) \int \int \frac{k_{\parallel} dk_{\parallel} d\phi}{16\pi^2} \text{Re}\{[2i \text{Im}\{e^{-2ik_z d}(r_{ss} - r_{pp})\}]\} \\ = 0 \quad (8)$$

for any material at thermal equilibrium with vacuum half-space. Similarly, the electric and magnetic parts of spin angular momentum density along $\hat{\mathbf{e}}_z$ direction are:

$$S_z^{(\mathbf{E})} = \frac{\Theta(\omega, T)}{c^2} \int \int \frac{k_{\parallel} dk_{\parallel} d\phi}{16\pi^2 k_0} \text{Im}\{-(r_{ps} + r_{sp})e^{2ik_z d}\} \\ = -S_z^{(\mathbf{H})} \quad (9)$$

It follows that the total perpendicular thermal spin $S_z = S_z^{(\mathbf{E})} + S_z^{(\mathbf{H})}$, is zero for any material at thermal equilibrium. Here $r_{ss}, r_{pp}, r_{sp}, r_{ps}$ are the Fresnel reflection coefficients for light incident on the planar

slab having perpendicular wavevector k_z , (conserved) parallel wavevector k_{\parallel} , and making an azimuthal angle ϕ with x-axis of the geometry. $k_0 = \omega/c = \sqrt{k_z^2 + k_{\parallel}^2}$ is the vacuum wavevector (see methods and supplement). For reciprocal media, $(r_{sp} + r_{ps}) = 0$ [37] and the electric- and magnetic-type persistent thermal photon spin (PTPS) are separately zero. On the other hand, this condition is not necessarily true for nonreciprocal media and interestingly, even though electric- and magnetic-type PTPS can be separately nonzero, total PTPS perpendicular to slab is always zero. We note that the semi-analytic expressions for PTPS and PPHC parallel to the slab and given in the supplement are not conducive for such general insights but full calculations of examples below reveal their existence and nature.

It is important to point out here that the intuition confounding presence of non-zero heat current at thermal equilibrium does not lead to thermodynamic contradictions. In particular, because of the nonzero heat flow parallel to the surface, it could be expected that one end will be hotter than the other end. However, given the infinite transverse extent of the system considered above, there is no end that can be heated or cooled [38]. On the other hand, since the two distinct half-spaces are separated by a well-defined interface, no macroscopic flux rates can exist across the boundary by definition of thermal equilibrium between the half-spaces. The fluctuational electrodynamic theory produces a consistent result above that the Poynting flux (P_z) and the total spin angular momentum density (S_z) perpendicular to the surface are identically zero for any material. For finite-size nonreciprocal systems such as finite planar slabs or other geometries (cylinders, cubes) having well-defined edges, it follows from the energy conservation under global thermal equilibrium that, the energy exchange of any finite subvolume V of the system with the rest of the system is zero i.e. $\int_{\partial V} \mathbf{P} \cdot d\mathbf{A} = 0$ where ∂V denotes the surface and $d\mathbf{A}$ is the differential area vector. It then follows from the divergence theorem that the Poynting flux \mathbf{P} is divergence-free everywhere ($\nabla \cdot \mathbf{P} = 0$). This means that there are no sources or sinks for Poynting vector lines and they form closed loops. Therefore, the persistent current in the near-field of a finite-size nonreciprocal system will flow around the edges and form a closed loop, conserving energy globally. While rigorous demonstration of fluctuational electrodynamic confirmation in arbitrary geometries is challenging, this is evident for finite spherical systems analyzed in ref. [17, 18]. We also note that our analysis based on the assumption of infinite transverse extent is suitable for describing a real (finite) nonreciprocal planar slab if thermal equilibrium is achieved over transverse dimensions much larger than the wavelengths associated with persistent features. In that case, the *local* persistent features can be analyzed within the

present theory by ignoring the edge effects. Since this situation is quite realistic as we also describe in our experimental proposal further below, our fluctuational electrodynamic analysis is adequate. Also, we remark that the planar geometry of infinite transverse extent is a reasonable theoretical approximation of planar slabs. It is well-known and extensively used in the context of closely related topics of Casimir force [39] and near-field radiative heat transport [40] between planar bodies. In the following, we consider a practical example system and demonstrate these effects and further clarify their fundamental connection with the spin-momentum locking of evanescent waves.

Practical Example of InSb slab. We consider doped Indium Antimonide (InSb) slab which has been most widely studied in context of coupled magneto-plasmon surface polaritons [41, 42] and whose material permittivity dispersion has been well-characterized experimentally [43–45]. For the sake of completeness of our study, we extend the known permittivity model in ref. [44, 45] to the case of an arbitrarily oriented magnetic field in our geometry and obtain the semi-analytic form of permittivity given by $\bar{\epsilon} = \epsilon_{\infty}[1 + (\omega_L^2 - \omega_T^2)/(\omega_T^2 - \omega^2 - i\Gamma\omega)]\mathbb{I}_{3 \times 3} + \epsilon_{\infty}\omega_p^2[\mathbb{L}_{3 \times 3}(\omega)]^{-1}$ where:

$$\mathbb{L}_{3 \times 3}(\omega) = \begin{bmatrix} -\omega^2 - i\gamma\omega & -i\omega\omega_{cz} & i\omega\omega_{cy} \\ i\omega\omega_{cz} & -\omega^2 - i\gamma\omega & -i\omega\omega_{cx} \\ -i\omega\omega_{cy} & i\omega\omega_{cx} & -\omega^2 - i\gamma\omega \end{bmatrix}$$

This is obtained from an extended Lorentz oscillator model in which bound/free electrons (charge q , effective mass m_f , position \mathbf{r}) are described as mechanical oscillators, that further experience additional Lorentz force ($q\dot{\mathbf{r}} \times \mathbf{B}$) in presence of applied magnetic field \mathbf{B} . Each ω_{cj} for $j = [x, y, z]$ describes the cyclotron frequency in $\hat{\mathbf{e}}_j$ direction given by $\omega_{cj} = q(\mathbf{B} \cdot \hat{\mathbf{e}}_j)/m_f$. In this model, ϵ_{∞} is the high-frequency dielectric constant, ω_L is the longitudinal optical phonon frequency, ω_T is the transverse optical phonon frequency, $\omega_p = \sqrt{\frac{nq^2}{m_f\epsilon_{\infty}\epsilon_0}}$ is the plasma frequency of free carriers of density n and effective mass m_f where q is electron charge and ϵ_0 is vacuum permittivity. Γ denotes the optical phonon damping constant while γ is the free-carrier damping constant. All parameters are obtained from Ref. [45] for InSb sample of doping density $n = 10^{17}\text{cm}^{-3}$. $\epsilon_{\infty} = 15.7$, $\omega_L = 3.62 \times 10^{13}\text{rad/s}$, $\omega_T = 3.39 \times 10^{13}\text{rad/s}$, $\omega_p = 3.14 \times 10^{13}\text{rad/s}$, $\Gamma = 5.65 \times 10^{11}\text{rad/s}$, $\gamma = 3.39 \times 10^{12}\text{rad/s}$, $m_f = 0.022m_e$ where $m_e = 9.1094 \times 10^{-31}\text{kg}$ is electron mass. Because of the anti-symmetric (gyroelectric-type) permittivity tensor ($\bar{\epsilon} = -\bar{\epsilon}^T$) of InSb in presence of magnetic field, it is nonreciprocal and can lead to persistent features in its thermal near-field. For the above parameters, InSb slab supports surface plasmon polaritons (SPPs) at $\omega \sim 3.9 \times 10^{13}\text{rad/s}$

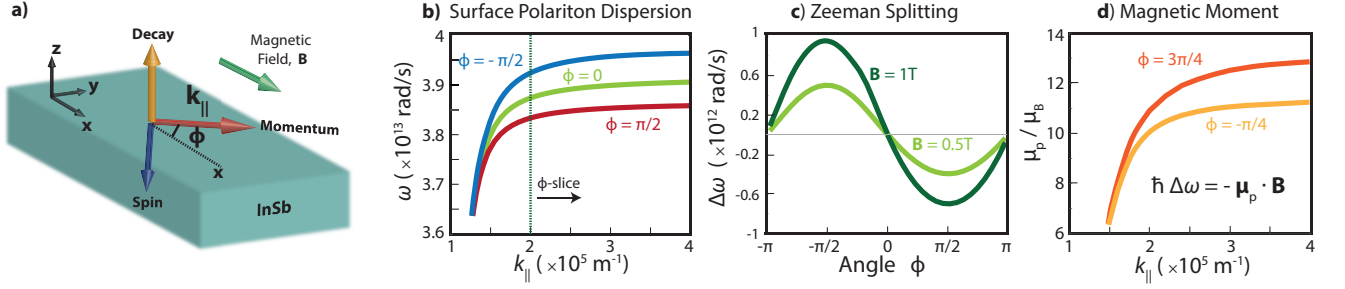


FIG. 2. **Polaritonic spin magnetic moment.** (a) We consider a practical example of a planar slab of doped InSb in presence of magnetic field (gyrotropy axis) parallel to its surface. As depicted, it supports surface plasmon polaritons characterized by conserved in-plane momentum \mathbf{k}_{\parallel} and carrying transverse spin locked to their momenta. A polariton of momentum $k_{\parallel} = |\mathbf{k}_{\parallel}|$ makes an angle ϕ with the applied magnetic field. (b) The dispersion $\omega(k_{\parallel})$ for different angles ϕ is shown. Dispersion for $\phi = 0$ (green curve) is same for all angles in absence of \mathbf{B} or with \mathbf{B} (gyrotropy axis) perpendicular to surface. (c) The dependence of the frequency shift $\Delta\omega(\mathbf{k}_{\parallel})$ on the angle ϕ shows redshift for $\phi \geq 0$ (waves with spin component parallel to \mathbf{B}) and blueshift for $\phi < 0$ (waves with spin component anti-parallel to \mathbf{B}). For weak magnetic fields ($< 1\text{T}$), the frequency shift follows from the Zeeman interaction of the form $\hbar\Delta\omega = -\boldsymbol{\mu}_p(\mathbf{k}_{\parallel}) \cdot \mathbf{B}$ where $\boldsymbol{\mu}_p$ is the polaritonic spin magnetic moment. (d) demonstrates the momentum dependence of $\mu_p = |\boldsymbol{\mu}_p|$ in units of Bohr magneton μ_B . The asymmetry $\boldsymbol{\mu}_p(\mathbf{k}_{\parallel}) \neq \boldsymbol{\mu}_p(-\mathbf{k}_{\parallel})$ for forward and backward waves demonstrated here with $\phi = -\frac{\pi}{4}, -\frac{\pi}{4} + \pi$, leads to asymmetric polaritonic frequency shifts. This causes asymmetric contributions of spin angular momentum and Poynting flux carried by forward and backward waves resulting into PTPS and PPHC respectively.

($\sim 48\mu\text{m}$) localized close to the interface with vacuum. Because of their significant contribution to the near-field thermal radiation, we analyze these polaritons and also clarify the connection of the persistent features with the spin-momentum locking.

Spin magnetic moment of InSb surface polaritons. As shown schematically in fig.2(a), we consider a magnetic field applied along $\hat{\mathbf{e}}_x$ direction (parallel to the surface). The surface plasmon polariton characterized by its conserved in-plane momentum \mathbf{k}_{\parallel} makes an angle ϕ with $\hat{\mathbf{e}}_x$ (applied field direction) such that $\phi \in [-\pi, \pi]$. Each such polariton also carries a transverse spin locked to its momentum, depicted in the schematic (spin momentum locking [14]). Figure 2(b) displays the dispersion $\omega(\mathbf{k}_{\parallel})$ of polaritons for different angles ϕ , obtained numerically as described in the methods section. In the absence of magnetic field or with the magnetic field perpendicular to the surface, the surface polaritons are p-polarized and the dispersion is the same as the dispersion for $\phi = 0$ (green curve) for all angles. On the other hand, in presence of magnetic field parallel to the surface, the surface polaritons contain both s-polarized and p-polarized electromagnetic fields, requiring numerical method for calculating the dispersion for arbitrary propagation directions. As shown in the figure 2(b), assuming magnetic field along $\hat{\mathbf{e}}_x$ direction, the polaritons characterized by $\phi \geq 0$ (with positive spin component along applied magnetic field) are redshifted while those characterized by $\phi < 0$ (with negative spin component along applied magnetic field) are blueshifted. This is further demonstrated in fig. 2(c) where $\omega(\mathbf{k}_{\parallel})$ is obtained as a function of angle ϕ for a fixed $k_{\parallel} = |\mathbf{k}_{\parallel}|$, for two different values of magnetic field. We numerically find that the energy shift for each \mathbf{k}_{\parallel} polariton increases

linearly with magnetic field in the weak field regime ($\mathbf{B} \lesssim 1\text{T}$) while the dependence is complicated for strong applied fields. All these results strongly indicate that the polaritons have a spin magnetic dipole moment ($\boldsymbol{\mu}_p$) parallel to the transverse spin that interacts with the applied magnetic field. The energy of this Zeeman interaction is described by the Hamiltonian,

$$H_{\text{int}} = -\boldsymbol{\mu}_p \cdot \mathbf{B}$$

It follows that the magnetic-field-induced frequency shift ($\Delta\omega$) for each polariton is:

$$\hbar\Delta\omega(\mathbf{k}_{\parallel}) = -\boldsymbol{\mu}_p(\mathbf{k}_{\parallel}) \cdot \mathbf{B} \quad (10)$$

We find that the magnetic moment $\mu_p = |\boldsymbol{\mu}_p|$ for each \mathbf{k}_{\parallel} polariton depends not only on momentum $k_{\parallel} = |\mathbf{k}_{\parallel}|$ but also on the angle ϕ . This is evident upon closer inspection of fig 2(c) where the energy shift as a function of angle is not sinusoidal but exhibits slight deviation (see maximum and minimum values). In fig. 2(d), the magnetic moment in units of μ_B (Bohr magneton) as a function of k_{\parallel} is displayed for two different angles $\phi = -\frac{\pi}{4}, \frac{3\pi}{4}$ showing that $\mu_p(\phi) \neq \mu_p(\phi + \pi)$ or $\boldsymbol{\mu}_p(\mathbf{k}_{\parallel}) \neq \boldsymbol{\mu}_p(-\mathbf{k}_{\parallel})$. This asymmetry in polaritonic spin magnetic moment and magnetic-field induced energy shift lies at the origin of the asymmetry in the spin angular momentum and heat flux carried by thermally excited $\pm\mathbf{k}_{\parallel}$ polaritons, resulting into PTPS and PPHC parallel to the surface.

We note that the Poynting vector and the spin of polaritonic waves deviate from their usual directions ($\mathbf{P} \parallel \mathbf{k}_{\parallel}$, $\mathbf{S} \perp \mathbf{k}_{\parallel}$) for large magnetic fields. However, these deviations are small for weak magnetic fields ($\mathbf{B} \lesssim 1\text{T}$) considered above and therefore, this analysis suffices to qualitatively predict the existence of PTPS

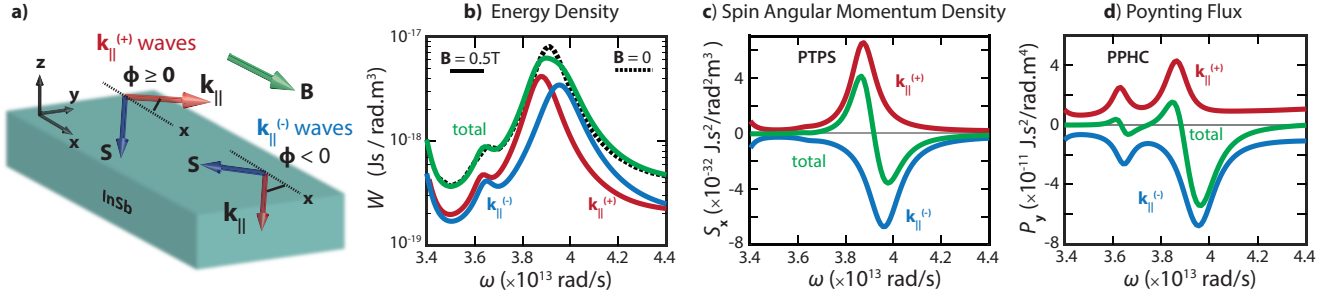


FIG. 3. **Fundamental connection of the persistent phenomena with spin-momentum locking.** We analyze near-field thermal radiation of InSb slab at thermal equilibrium with vacuum in presence of magnetic field $\mathbf{B} = 0.5T\hat{\mathbf{e}}_x$. (a) Based on the analysis of spin-momentum locked polaritons, we divide the contribution of thermally excited waves into following two types: (1) $\mathbf{k}_{\parallel}^{(+)}$ waves having $\phi \geq 0$ (spin component parallel to applied magnetic field) and (2) $\mathbf{k}_{\parallel}^{(-)}$ waves having $\phi < 0$ (spin component anti-parallel to applied magnetic field). (b,c,d) demonstrate the spectra of energy density, spin angular momentum density and Poynting flux, evaluated at a distance $d = 1\mu\text{m}$ from the surface assuming both vacuum and InSb to be at thermal equilibrium temperature of $T = 300\text{K}$. The asymmetric overall contributions of $\mathbf{k}_{\parallel}^{(+)}$ waves (red) and $\mathbf{k}_{\parallel}^{(-)}$ waves (blue) evident from these figures result into nonzero spin angular momentum density and heat current despite thermal equilibrium i.e. PTPS and PPHC respectively, shown by green curves in (c,d).

and PPHC. In the following, we demonstrate them using full fluctuational electrodynamic calculations.

PTPS and PPHC in thermal near-field of InSb slab. We compute the spin angular momentum density (Eq.3) and Poynting flux (Eq.2) in thermal near-field of InSb slab in presence of magnetic field of strength $0.5T$ along $\hat{\mathbf{e}}_x$ direction. Both vacuum and material are assumed to be at thermodynamic equilibrium temperature of $T = 300\text{K}$. Based on the discussion of polaritons in the previous section, we calculate spin-resolved quantities in the sense described schematically in fig.3(a). In particular, the contributions of electromagnetic waves characterized by $\phi \geq 0$ ($\mathbf{k}_{\parallel}^{(+)}$ -waves) and those characterized by $\phi < 0$ ($\mathbf{k}_{\parallel}^{(-)}$ -waves) are calculated separately.

Figure 3(b,c,d) demonstrate the frequency spectra of energy density $W(\omega)$, spin angular momentum density $\mathbf{S}(\omega)$ and poynting flux $\mathbf{P}(\omega)$ at a distance of $d = 1\mu\text{m}$ above the surface of InSb. All these figures depict the separate contributions of $\mathbf{k}_{\parallel}^{(+)}$ waves (red curves) and $\mathbf{k}_{\parallel}^{(-)}$ waves (blue curves) along with the sum total (green curves). As evident from fig.3(b), the collective energy density of $\mathbf{k}_{\parallel}^{+}$ waves is redshifted and that of $\mathbf{k}_{\parallel}^{-}$ waves is blueshifted similar to polaritons, leading to broadening of total energy density spectrum (green), compared to the spectrum in the absence of magnetic field (black dashed line). The asymmetric overall contributions of $\mathbf{k}_{\parallel}^{(+)}$ and $\mathbf{k}_{\parallel}^{(-)}$ waves result into nonzero spin angular momentum density and nonzero Poynting flux at thermal equilibrium i.e. PTPS and PPHC. Note that these persistent quantities contain contributions from not only surface localized polaritons but also other evanescent waves. For instance, another small peak apparent in 3(b) and clearly visible in 3(d) is not related to the

polaritons studied in previous section but instead arises from other nonreciprocal surface waves which make small contribution in comparison to surface plasmon polaritons.

Figure 4 describes PTPS spectrum [4(a,b,c)] and also demonstrates that the total frequency-integrated PTPS [4(d)] can compete with the angular momentum density contained in the laser light. For brevity, we focus only on PTPS. As shown in fig 4(a), the electric-type PTPS is evidently much larger than the magnetic-type PTPS. We describe later [fig 6] that this holds universally for any gyro-electric type nonreciprocal material. Fig 4(b) demonstrates the change in the spectrum as a function of distance from the surface. At each frequency, the sign (direction) of PTPS stays the same while the magnitude decays exponentially as a function of distance from the surface. This also indicates (although not shown separately) that PTPS and PPHC arise from the waves that are evanescent on the vacuum side of the geometry. Fig 4(c) depicts the dependence of the spin angular momentum density on the applied magnetic field. First, the PTPS spectrum broadens as magnetic field is increased from $B = 0.5T\hat{\mathbf{e}}_x$ (light green) to $B = 2T\hat{\mathbf{e}}_x$ (green). Second, while perpendicular magnetic field by itself does not lead to PTPS, it does affect the spectrum observed in presence of parallel magnetic field. This is evident from green and dark green ($B = 2T(\hat{\mathbf{e}}_x + \hat{\mathbf{e}}_z)$) curves. When magnetic field is at oblique angles to the surface such as this example (dark green), the cyclotron motion in yz -plane due to \mathbf{B}_x is intercoupled with that in xy -plane due to \mathbf{B}_z . Due to this intercoupled cyclotron motion of underlying charges, the perpendicular component of magnetic field (which does not lead to PTPS by itself) affects the PTPS spectrum obtained with magnetic field parallel to the surface.

Finally, we plot the total frequency integrated PTPS

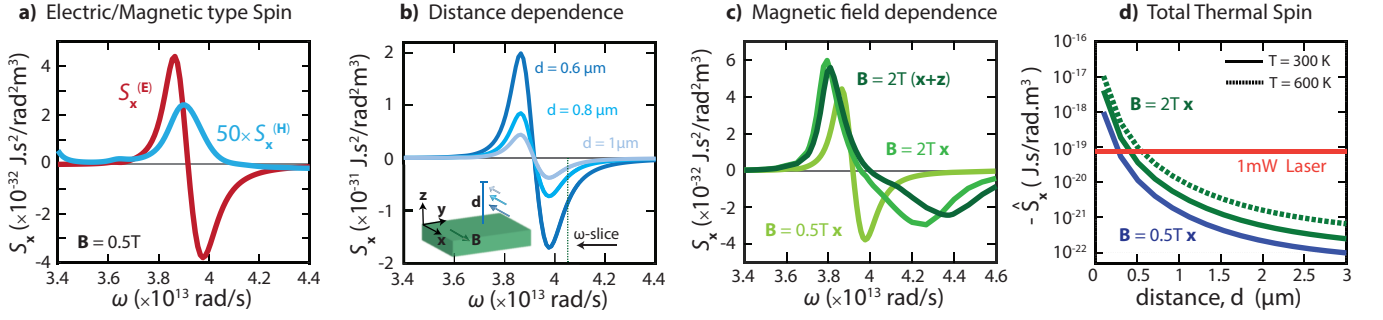


FIG. 4. **Persistent thermal photon spin.** We analyze the persistent thermal photon spin (PTPS) in detail at a distance d from InSb in presence of magnetic field \mathbf{B} when both vacuum and InSb half-spaces are at temperature T . (a) Electric and magnetic contributions to PTPS indicate that the electric type spin dominates (b) The PTPS decays away from the surface at all frequencies while its direction remains the same. (c) Increasing magnetic field leads to PTPS over a broader range of frequencies. (d) Total frequency-integrated PTPS for various \mathbf{B} fields and temperatures T is shown. An important comparison is made with total spin angular momentum density contained in a 1mW laser light at the polaritonic frequency, focused to 1mm^2 spot size (orange). It shows that PTPS which is significantly enhanced due to large density of thermally excited states in the near-field, can surpass the spin angular momentum density of laser light at separations $\lesssim 0.5\mu\text{m}$.

$(-\hat{S}_x)$ in fig 4(d) as a function of distance (d) for increasing values of magnetic field. The total PTPS lies along $-\hat{e}_x$ direction (anti-parallel to applied magnetic field). In order to get a qualitative estimate of the overall strength of PTPS, fig.4(d) also displays the total spin angular momentum density contained in monochromatic (polariton frequency), circularly polarized laser light of power 1mW focused to 1mm^2 spot size. Evidently, PTPS which originates from the intrinsic fluctuations in the medium can compete with the total spin angular momentum density contained in the laser light. It can even surpass it at separations $d \lesssim 0.5\mu\text{m}$. from the surface. This large enhancement of PTPS arises from a large density of thermally excited evanescent and surface waves in the near-field, otherwise inaccessible in the far-field. The same figure also depicts the dependence on the temperature with solid lines ($T = 300\text{K}$) and dashed lines ($T = 600\text{K}$) which comes from the mean thermal energy given by $\Theta(\omega, T) = \hbar\omega/2 + \hbar\omega/[\exp(\hbar\omega/k_B T) - 1]$. Since the mean thermal energy is approximately constant over the frequency range of interest, PTPS increases/decreases proportionately with the temperature.

We note that the total frequency-integrated Poynting flux \hat{P}_y for this practical example (not shown) is along $-\hat{e}_y$ direction. The direction of integrated PPHC is related to the underlying cyclotron motion of electrons induced by magnetic field [19]. Inside the bulk of InSb, the cyclotron motions of electrons cancel each other but at the surface, this cancellation is incomplete. The direction of this incomplete cyclotron motion co-incides with the direction of the PPHC.

We further note that the practical example considered here can also lead to unidirectional energy transport because of nonreciprocity [42, 46, 47]. However, unidirectional transport is not a cause of PTPS and PPHC and this is explained in the following.

Figure 2(b) indicates that the unidirectional transport due to polaritons can occur along directions for which polaritonic momentum has a dominant $-\hat{e}_y$ component (maximally blue-shifted polaritons). Although PPHC spectrum in fig.3(d) has a predominant contribution along the same direction, both PPHC and PTPS spectra shown in fig. 3(c,d) show that smaller frequencies with bidirectional polaritons also lead to nonzero persistent quantities. While recent works [48] have started to explore the role of nonlocality in context of nonreciprocity and unidirectional transport, we leave nonlocality aside for future work.

Experimental Proposal. Here we propose an experiment that can provide a direct visual evidence of PPHC using the planar slab considered above. It is well-known that light carrying momentum and spin/orbital angular momentum can exert optical forces and torques on small absorptive particles in its path. Many works have explored this light-matter interaction in optical tweezers [35, 49, 50] by non-thermal means and in entirely passive systems where forces and torques originate from intrinsic quantum and thermal fluctuations [51–53]. We are interested in the latter for non-intrusive (without disturbing thermal equilibrium) detection of the persistent phenomena. We therefore consider a passive system shown schematically in figure 5 where aqueous or fluidic environment covers the gyrotropic InSb thick slab and contains suspended small micrometer size absorptive and nonmagnetic particles. The particles perform Brownian motion about their positions at finite equilibrium temperature. Upon application of magnetic field, the particles experience additional optical force and torque associated with PPHC and PTPS. While the average motional energies of particles remain constant at thermal equilibrium ($\sim \frac{1}{2}k_B T$ by equipartition law), the additional forces and torques lead to preferential changes in their mean

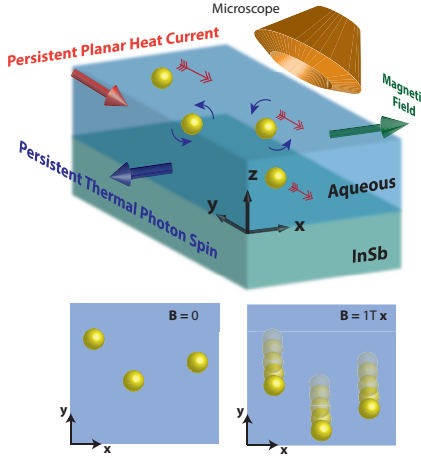


FIG. 5. **Experimental proposal.** A thick planar slab of Indium Antimonide (InSb) is covered with an aqueous medium containing suspended micrometer size nonmagnetic particles. The entire system is at room temperature and the particles perform Brownian movement about their mean positions at thermal equilibrium. When magnetic field is turned on, the particles experience additional translational and rotational diffusion due to PTPS and PPHC. The bottom two figures depict the expected view through the microscope, where magnetic field along $\hat{\mathbf{e}}_x$ direction leads to an observable overall vertical shift of the Brownian particles.

positions and angular orientations which can be detected using a microscope [54, 55]. In the following, we estimate these changes with simplifying approximations. A rigorous description of Brownian dynamics [56, 57] is beyond the scope of this work and at this point unnecessary since the goal is to merely detect the presence of the persistent thermal photonic phenomena.

The particles are absorptive, nonmagnetic (not influenced by presence or absence of magnetic field) and much smaller in size ($\lesssim \mu\text{m}$) and hence dipolar in nature at surface-polariton wavelengths ($\gtrsim 48\mu\text{m}$) of InSb. The entire system is at thermal equilibrium room temperature. Magnetic field of 1T is applied along $\hat{\mathbf{e}}_x$ direction resulting into persistent planar heat current $\mathbf{P} = -P_y \hat{\mathbf{e}}_y$ and persistent thermal photon spin $\mathbf{S} = -S_x \hat{\mathbf{e}}_x$. Our analysis above of planar geometry with infinite transverse extent is valid when both magnetic field and temperature are uniform over an area much larger than polaritonic wavelengths which are of the order of $100\mu\text{m}$. Assuming that these conditions are realized over an area of 1cm^2 of InSb slab in an actual experiment which is quite realistic, we extend our fluctuational electrodynamic analysis to calculate the additional forces acting on particles, originating from the *local* persistent features (not influenced by the edge effects).

The average stochastic optical force on a Brownian particle is written as a sum of the following two terms [58,

59]:

$$\mathbf{F} = \sum_{i=x,y,z} \langle p_i^{(fl)} \nabla E_i^{(ind)} \rangle + \langle p_i^{(ind)} \nabla E_i^{(fl)} \rangle$$

Here p is the dipole moment of the particle and E is the total electric field at the position of the particle. The first term corresponds to the interaction of fluctuating dipole moment of the particle with thermal fields induced by the particle itself. By calculating induced thermal field using Green's function, it can be shown that this does not lead to any lateral force on the particle because of translational invariance [60]. Note that we are primarily interested in the lateral forces since the perpendicular forces exist in the near-field of all materials [58] and cannot be used to detect PPHC. The second term denotes the interaction of the thermal fields with the induced dipole moment of the particle given by $\mathbf{p}(\omega) = \epsilon_0 \alpha(\omega) \mathbf{E}(\omega)$ where $\alpha(\omega) = 4\pi R^3 \frac{\epsilon(\omega) - \epsilon_b}{\epsilon(\omega) + \epsilon_b}$ is the polarizability of the spherical nanoparticle of isotropic permittivity $\bar{\epsilon} = \epsilon(\omega)$ and radius R , immersed in water of permittivity $\epsilon_b \approx 1.77$. This interaction leads to the following simplified expression [35] for the lateral force which occurs only along $\hat{\mathbf{e}}_y$ direction for magnetic field applied along $\hat{\mathbf{e}}_x$ direction:

$$\mathbf{F}(z) = \int \frac{d\omega}{2\pi} \frac{\epsilon_b \omega}{2c_0^2} \text{Im}\{\alpha(\omega)\} [-P_y(\omega) - c^2 \frac{\partial S_x^{(\mathbf{E})}}{\partial z}(z, \omega)] \hat{\mathbf{e}}_y \quad (11)$$

Here, z denotes the distance of the particle from InSb slab surface and c is speed of light. There are many readily available particles such as chalk or milk particles and other commercially available nanoparticles which can be used for the Brownian experiment. For estimation purpose, we consider doped Silicon particles of diameter $1\mu\text{m}$, mass density $\rho \sim 2329\text{kg/m}^3$ and Drude permittivity dispersion $\epsilon(\omega) = 11.7 - \omega_p^2 / (\omega^2 + i\gamma\omega)$ where $\omega_p = 1.3 \times 10^{14}\text{rad/s}$ and $\gamma = \omega_p/100$. For these parameters, at a distance of $z = 2\mu\text{m}$ from the slab surface, the particles experience linear acceleration of $4\mu\text{m/s}^2$ along $-\hat{\mathbf{e}}_y$ i.e. direction of PPHC. While the particles also experience torque due to PTPS, the resulting rotational changes are difficult to observe with the proposed experiment. Nonetheless, the above calculations indicate that there should be a noticeable displacement of Brownian particles along the direction of PPHC which can be viewed using a microscope as depicted in fig. 5. Since the additional lateral movement at thermal equilibrium is not possible in absence of magnetic field or with other homogeneous reciprocal media, its mere presence will be a clear indicator of the persistent thermal photonic phenomena. It can be readily perceived upon seeing through a simple lab microscope as shown in the insets of fig. 5 or by methodically tracking the particle movements.

Universal behavior of PTPS and PPHC. We now describe the universal behavior of PTPS and PPHC with generic bianisotropic material types. A bianisotropic medium is often considered in the literature [61, 62] to represent a superset of all types of media, more commonly described with following constitutive relations assuming local material response (in the frequency domain):

$$\begin{aligned}\mathbf{D} &= \bar{\bar{\epsilon}}\epsilon_0\mathbf{E} + \bar{\bar{\xi}}\frac{1}{c}\mathbf{H} \\ \mathbf{B} &= \bar{\bar{\zeta}}\frac{1}{c}\mathbf{E} + \bar{\bar{\mu}}\mu_0\mathbf{H}\end{aligned}\quad (12)$$

$\bar{\bar{\epsilon}}, \bar{\bar{\mu}}$ are dimensionless permittivity and permeability tensors and $\bar{\bar{\xi}}, \bar{\bar{\zeta}}$ are magneto-electric coupling tensors. Based on the existing literature, we categorize bianisotropic materials into following five well-studied material types:

- **Isotropic materials:** Most naturally existing dielectric or metallic materials with scalar $\bar{\bar{\epsilon}}, \bar{\bar{\mu}}$ and $\bar{\bar{\xi}}, \bar{\bar{\zeta}} = 0$.
- **Uniaxial/biaxial anisotropic materials** such as birefringent crystals that have diagonal $\bar{\bar{\epsilon}}$ and $\bar{\bar{\mu}}$ with unequal diagonal entries and $\bar{\bar{\xi}}, \bar{\bar{\zeta}} = 0$.
- **Gyroelectric (Magneto-optic) materials** such as semiconductors in external magnetic fields [63] for which $\bar{\bar{\epsilon}}$ has nonzero off-diagonal components, $\bar{\bar{\mu}}$ is a scalar and $\bar{\bar{\xi}}, \bar{\bar{\zeta}} = 0$.
- **Gyromagnetic materials** such as ferromagnets and ferrites [64] for which $\bar{\bar{\mu}}$ has nonzero off-diagonal components, $\bar{\bar{\epsilon}}$ is a scalar and $\bar{\bar{\xi}}, \bar{\bar{\zeta}} = 0$.
- **Magneto-electric materials** such as chromite Cr_2O_3 , multiferroics CuCrO_2 [65, 66] and topological insulators such as Bi_2Se_3 [67] for which $\bar{\bar{\epsilon}}, \bar{\bar{\mu}}$ are diagonal and $\bar{\bar{\xi}}, \bar{\bar{\zeta}}$ are nonzero tensors.

Apart from the naturally existing examples given above, there exists a huge range of artificially designed metamaterials with/without bias fields/currents that can effectively provide any combination of these material types [61, 62]. It is well-known that such a bianisotropic material is reciprocal [68] when,

$$\bar{\bar{\epsilon}} = \bar{\bar{\epsilon}}^T, \quad \bar{\bar{\mu}} = \bar{\bar{\mu}}^T, \quad \bar{\bar{\xi}} = -\bar{\bar{\zeta}}^T \quad (13)$$

The material is nonreciprocal if atleast one of these conditions is violated.

Table I summarizes PTPS and PPHC for generic bianisotropic material classes with suitable representative examples that describe the presence or absence of PTPS and PPHC. Both isotropic and uniaxial/biaxial anisotropic materials being reciprocal in

nature, do not lead to any persistent spin or heat current. The first example considers uniaxial anisotropic material with its anisotropy axis parallel to the surface (breaking the rotational symmetry) and the full calculations confirm the absence of the persistent phenomena. The second and third examples in the table correspond to gyroelectric and gyromagnetic materials having anti-symmetric (nonreciprocal) permittivity $\bar{\bar{\epsilon}}$ and permeability $\bar{\bar{\mu}}$ tensors respectively. For both examples, the gyrotropy axis is assumed to be along $\hat{\mathbf{e}}_x$ which leads to PTPS along $\hat{\mathbf{e}}_x$ and PPHC along $\hat{\mathbf{e}}_y$ direction. It is also found that PTPS of gyroelectric material is mostly electric-type while that of gyromagnetic material is mostly magnetic-type. While the chosen parameters lead to plasmonic enhancement of the persistent phenomena, other parameters (dielectric $\bar{\bar{\epsilon}}$ and $\bar{\bar{\mu}}$) also show the same (zero or nonzero) features. In the fourth example with gyrotropy axis along $\hat{\mathbf{e}}_z$ (perpendicular to surface), no PPHC is observed. The $\hat{\mathbf{e}}_z$ components of electric and magnetic type PTPS are nonzero but cancel each other leading to zero total thermal spin. This proves that nonreciprocity is not sufficient to observe PTPS and PPHC.

The fifth and sixth examples consider isotropic, dielectric permittivity and permeability ($\bar{\bar{\epsilon}}, \bar{\bar{\mu}}$) and diagonal magneto-electric susceptibilities ($\bar{\bar{\xi}}, \bar{\bar{\zeta}}$). For nonreciprocal susceptibilities ($\bar{\bar{\xi}} \neq -\bar{\bar{\zeta}}^T$), it is found that both PPHC and PTPS are zero although electric and magnetic type contributions to PTPS are nonzero. This is qualitatively similar to gyrotropic media with gyrotropy axis perpendicular to the surface. When the off-diagonal components of $\bar{\bar{\xi}}, \bar{\bar{\zeta}}$ are nonzero as considered in the seventh (last) example, PTPS and PPHC parallel to the surface are observed. Interestingly, when y and z -components of \mathbf{E}, \mathbf{H} fields are coupled, PTPS is along $\hat{\mathbf{e}}_y$ direction while PPHC is along $\hat{\mathbf{e}}_x$ direction. When x and y -components of \mathbf{E}, \mathbf{H} fields are coupled, PTPS and PPHC are parallel to the surface but they are not necessarily in a specific direction (not tabulated). For a magneto-electric medium, both electric and magnetic contributions to PTPS are comparable to each other as opposed to gyrotropic media where one of them dominates. Figure 6 summarizes the important findings based on this general analysis.

We note that the material parameters $\bar{\bar{\epsilon}}, \bar{\bar{\mu}}, \bar{\bar{\xi}}, \bar{\bar{\zeta}}$ are not entirely arbitrary but follow certain symmetry relations and are also constrained by conditions of causality and passivity [69, 70]. The causality constraint leads to Kramer-Kronig relations for frequency dependent parameters and it requires separate examination for different types of materials [71]. The passivity requires

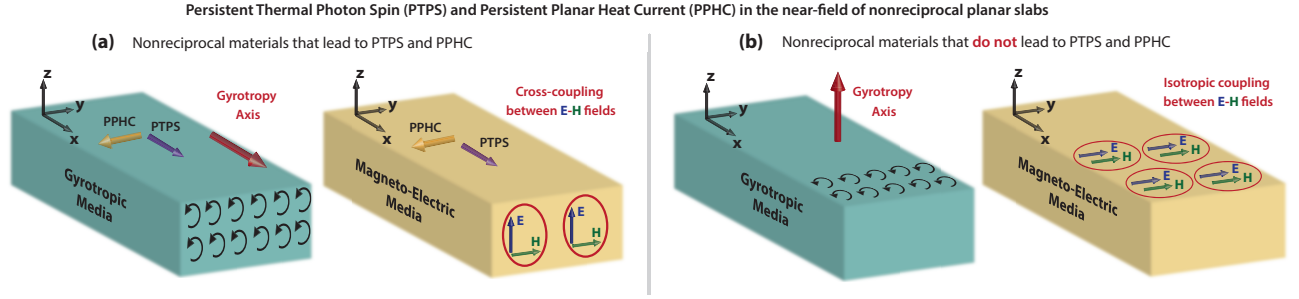


FIG. 6. **Universal behavior of the persistent phenomena.** (a) PTPS and PPHC are observed parallel to the surface for planar slabs of a gyroelectric material with gyrotropy axis parallel to the surface as well as a magneto-electric material with coupling between perpendicular components of \mathbf{E} , \mathbf{H} fields. For gyroelectric material, PTPS is along the direction of gyrotropy axis (parallel or anti-parallel) and PPHC is perpendicular to PTPS. The electric/magnetic type contribution to PTPS dominates for gyro-electric/magnetic type media while both contributions are comparable for magneto-electric nonreciprocal media. (b) The persistent phenomena are not observed despite nonreciprocity, with planar slab of a gyroelectric material with gyrotropy axis perpendicular to surface or a magneto-electric material with isotropic coupling between \mathbf{E} , \mathbf{H} fields.

PTPS and PPHC in thermal near-field of bianisotropic materials					
No.	Material Type	Example	$\frac{\mathbf{S}^{(\mathbf{E})} c^3}{\omega \Theta(\omega, T)}$	$\frac{\mathbf{S}^{(\mathbf{H})} c^3}{\omega \Theta(\omega, T)}$	$\frac{\mathbf{P} c^2}{\omega^2 \Theta(\omega, T)}$
1	Uniaxial Anisotropic	$\bar{\epsilon} = (2 + 0.1i)\mathcal{I}_{3 \times 3} - 4\hat{\mathbf{e}}_y \hat{\mathbf{e}}_y^T$, $\bar{\mu} = \mathcal{I}_{3 \times 3}$, $\bar{\xi}, \bar{\zeta} = 0$	0	0	0
2	Gyroelectric (Magneto-optic)	$\bar{\epsilon} = (-1 + 0.1i)\mathcal{I}_{3 \times 3} + 0.1i(\hat{\mathbf{e}}_y \hat{\mathbf{e}}_z^T - \hat{\mathbf{e}}_z \hat{\mathbf{e}}_y^T)$, $\bar{\mu} = \mathcal{I}_{3 \times 3}$, $\bar{\xi}, \bar{\zeta} = 0$, Gyrotropy axis along $\hat{\mathbf{e}}_x$ (parallel to surface)	$-65\hat{\mathbf{e}}_x$	$0.2\hat{\mathbf{e}}_x$	$-7.4\hat{\mathbf{e}}_y$
3	Gyromagnetic	$\bar{\epsilon} = 4\mathcal{I}_{3 \times 3}$, $\bar{\mu} = (-1 + 0.1i)\mathcal{I}_{3 \times 3} + 0.1i(\hat{\mathbf{e}}_y \hat{\mathbf{e}}_z^T - \hat{\mathbf{e}}_z \hat{\mathbf{e}}_y^T)$, $\bar{\xi}, \bar{\zeta} = 0$, Gyrotropy axis along $\hat{\mathbf{e}}_x$ (parallel to surface)	$0.2\hat{\mathbf{e}}_x$	$-120\hat{\mathbf{e}}_x$	$-10.1\hat{\mathbf{e}}_y$
4	Gyroelectric (Magneto-optic)	$\bar{\epsilon} = (4 + 0.1i)\mathcal{I}_{3 \times 3} + 0.1i(\hat{\mathbf{e}}_x \hat{\mathbf{e}}_y^T - \hat{\mathbf{e}}_y \hat{\mathbf{e}}_x^T)$, $\bar{\mu} = \mathcal{I}_{3 \times 3}$, $\bar{\xi}, \bar{\zeta} = 0$, Gyrotropy axis along $\hat{\mathbf{e}}_z$ (perpendicular to surface)	$0.004\hat{\mathbf{e}}_z$	$-0.004\hat{\mathbf{e}}_z$	0
5	Magneto-Electric (Nonreciprocal)	$\bar{\epsilon} = 4\mathcal{I}_{3 \times 3}$, $\bar{\mu} = \mathcal{I}_{3 \times 3}$, $\bar{\xi} = \bar{\zeta} = 0.1\mathcal{I}_{3 \times 3}$, Isotropic magneto-electric coupling	$-0.01\hat{\mathbf{e}}_z$	$0.01\hat{\mathbf{e}}_z$	0
6	Magneto-Electric (Reciprocal)	$\bar{\epsilon} = 4\mathcal{I}_{3 \times 3}$, $\bar{\mu} = \mathcal{I}_{3 \times 3}$, $\bar{\xi} = -\bar{\zeta} = 0.1i\mathcal{I}_{3 \times 3}$	0	0	0
7	Magneto-Electric (Nonreciprocal)	$\bar{\epsilon} = 4\mathcal{I}_{3 \times 3}$, $\bar{\mu} = \mathcal{I}_{3 \times 3}$, $\bar{\xi} = \bar{\zeta} = 0.1(\hat{\mathbf{e}}_y \hat{\mathbf{e}}_z^T + \hat{\mathbf{e}}_z \hat{\mathbf{e}}_y^T)$, Magneto-electric cross coupling between \mathbf{E} , \mathbf{H} fields	$0.02\hat{\mathbf{e}}_y - 0.003\hat{\mathbf{e}}_z$	$-0.05\hat{\mathbf{e}}_y + 0.003\hat{\mathbf{e}}_z$	$0.008\hat{\mathbf{e}}_x$

TABLE I. Electric and magnetic type persistent thermal photon spin (PTPS) and persistent planar heat current (PPHC) in the near-field of different types of bianisotropic media (including all forms of nonreciprocity) is analyzed. Using the material parameters (example column) at a given frequency ω , the dimensionless PTPS and PPHC (last three columns) are calculated at a distance $d = 0.1 \frac{c}{\omega}$ from the surface. The examples are representative of the material types (second column) such that PTPS and PPHC are present or absent for that material type based on nonzero or zero values respectively in the last three columns.

that the material matrix,

$$M = \begin{bmatrix} \bar{\epsilon} & \bar{\zeta} \\ \bar{\xi} & \bar{\mu} \end{bmatrix},$$

is such that $[(-iM) + (-iM)^*]^T/2$ is positive definite [69]. We do not discuss the frequency dependence of various parameters here since single frequency calculations are sufficient to describe the nature (existence, directions) of PTPS and PPHC for a given material type. However, we make sure that all the parameters satisfy the constraint of passivity and note that without such constraints, the persistent phenomena can be incorrectly deduced for reciprocal systems that are non-passive (nonequilibrium). The seven examples above and the analysis presented

here are sufficient to predict the presence or absence of the PTPS and PPHC and their nature (directions, electric/magnetic type PTPS) for any practical example of a bianisotropic material.

III. CONCLUSION

Modern thermal photonics utilizes fluctuational electrodynamic paradigm to explore new phenomena (near-field radiative heat transfer [40]) and new regimes (nonreciprocity [20], nonlinearities [72] and nonequilibrium [73]) which are inaccessible to older paradigm of radiometry and Kirchhoff's laws. And yet, thermal spin photonics is so far limited to inquiries

based on Kirchhoff's laws [7–9]. This work demonstrates intriguing spin angular momentum related thermal radiation phenomena in the near-field of nonreciprocal materials analyzed within fluctuational electrodynamic paradigm. It paves the way for new fundamental and technological avenues in thermal spin photonics. In particular, it will be useful in the near future for shaping spin-angular-momentum related radiative heat transport phenomena such as our recent work on circularly polarized thermal light sources [11].

Our work revealed that the spin-momentum locking of thermally excited evanescent waves plays a fundamental role in facilitating the surprising thermal equilibrium features of PTPS and PPHC. The connection between the spin-momentum locking and the radiative heat transfer is important for exploring new ways of achieving directional heat transport at the nanoscale. We found that the surface polaritons of gyrotropic materials can carry spin magnetic moment which invites separate related studies of spin-dependent quantum plasmonics and spin quantization. We proposed an experiment based on Brownian motion that can provide a visual confirmation of the persistent phenomena. Currently, there are no experiments probing such intriguing nonreciprocal thermal fluctuations and heat transport effects. Also, the experimental detection of the predicted surprising effects is important from the perspective of thermodynamic revalidation of fundamental understanding of nonreciprocal systems.

We described the universal behavior of the thermal spin photonic phenomena with a comprehensive analysis of key classes of nonreciprocal materials namely, gyroelectric, gyromagnetic and magneto-electric media. This general analysis motivates similar studies of thermal radiation [74], radiative heat transfer [40], Casimir forces/torques [39] from generic bianisotropic materials including largely unexplored material types in this context such as topological insulators, multiferroic

and magnetoelectric materials. The theoretical framework and the Green's function produced here can also be used to study environment-assisted quantum nanophotonic phenomena such as Forster resonance energy transfer [26], atomic transition shifts [27] with general, bianisotropic materials. We leave all these promising directions of research aside for future work.

Acknowledgments This work was supported by the U.S. Department of Energy, Office of Basic Energy Science under award number DE-SC0017717, DARPA Nascent Light-Matter Interaction program and the Lillian Gilbreth Postdoctoral Fellowship program at Purdue University (C.K.).

IV. METHODS

Derivation of Green's function. The Green's function relating vector potential at $\mathbf{r}_1 = (\mathbf{R}_1, z_1)$ to source current at $\mathbf{r}_2 = (\mathbf{R}_2, z_2)$ in vacuum where $\mathbf{R} = (x, y)$ denotes planar co-ordinates, is:

$$\overline{\overline{\mathbf{G}}}(\mathbf{r}_1, \mathbf{r}_2) = \int \frac{d^2\mathbf{k}_{\parallel}}{(2\pi)^2} e^{i\mathbf{k}_{\parallel} \cdot (\mathbf{R}_1 - \mathbf{R}_2)} \overline{\overline{\mathbf{g}}}(\mathbf{k}_{\parallel}, z_1, z_2) \quad (14)$$

$\mathbf{k} = (\mathbf{k}_{\parallel}, \pm k_z)$ is the total wavevector consisting of conserved parallel component \mathbf{k}_{\parallel} and perpendicular z -component in vacuum $\pm k_z$. The (+) and (−) signs denote waves going away from and towards the interface respectively. It follows from Maxwell's equations that they satisfy the dispersion relation $k_{\parallel}^2 + k_z^2 = k_0^2 = (\omega/c)^2$ where $k_{\parallel} = |\mathbf{k}_{\parallel}|$ is real and k_z can be real ($k_{\parallel} < k_0$) or complex valued ($k_{\parallel} > k_0$). For simplicity, we write $\mathbf{k}_{\parallel} = (k_{\parallel} \cos \phi, k_{\parallel} \sin \phi)$ where ϕ is the angle subtended by \mathbf{k}_{\parallel} with x -axis. Assuming $z_1 > z_2$, the integrand $\overline{\overline{\mathbf{g}}}(\mathbf{k}_{\parallel}, z_1, z_2)$ tensor is written using the s, p -polarization vectors ($\hat{\mathbf{e}}_s, \hat{\mathbf{e}}_p$):

$$\overline{\overline{\mathbf{g}}}(\mathbf{k}_{\parallel}, z_1, z_2) = \frac{i}{2k_z} \left[\overbrace{e^{ik_z(z_1-z_2)} [\hat{\mathbf{e}}_{s+} \hat{\mathbf{e}}_{s+}^T + \hat{\mathbf{e}}_{p+} \hat{\mathbf{e}}_{p+}^T]}^{\text{vacuum part } \overline{\overline{\mathbf{g}}}_0} + e^{ik_z(z_1+z_2)} \left[\underbrace{(r_{ss} \hat{\mathbf{e}}_{s+} + r_{ps} \hat{\mathbf{e}}_{p+}) \hat{\mathbf{e}}_{s-}^T}_{\text{reflection of } \hat{\mathbf{e}}_{s-} \text{ wave}} + \underbrace{(r_{sp} \hat{\mathbf{e}}_{s+} + r_{pp} \hat{\mathbf{e}}_{p+}) \hat{\mathbf{e}}_{p-}^T}_{\text{reflection of } \hat{\mathbf{e}}_{p-} \text{ wave}} \right] \right] \quad (15)$$

The polarization vectors $\hat{\mathbf{e}}_{j\pm}$ for $j = s, p$ with \pm denoting waves going along $\pm \hat{\mathbf{e}}_z$ directions are:

$$\hat{\mathbf{e}}_{s\pm} = \begin{bmatrix} \sin \phi \\ -\cos \phi \\ 0 \end{bmatrix}, \hat{\mathbf{e}}_{p\pm} = \frac{-1}{k_0} \begin{bmatrix} \pm k_z \cos \phi \\ \pm k_z \sin \phi \\ -k_{\parallel} \end{bmatrix} \quad (16)$$

The Fresnel reflection coefficient r_{jk} for $j, k = [s, p]$ describes the amplitude of $\hat{\mathbf{e}}_j$ -polarized reflected light due to unit amplitude $\hat{\mathbf{e}}_k$ -polarized incident light. The Green's function above consists of two parts corresponding to the trajectories of electromagnetic waves generated at the source position \mathbf{r}_2 and arriving at \mathbf{r}_1 either directly ($\overline{\overline{\mathbf{g}}}_0$) or upon reflection from the interface ($\overline{\overline{\mathbf{g}}}_{\text{ref}}$). The Green's function in Eq. 15

is derived for $z_1 \geq z_2$. For $z_1 < z_2$, only the vacuum part is modified to $\bar{\mathbf{g}}_0 = e^{-ik_z(z_1-z_2)}[\hat{\mathbf{e}}_{s-}\hat{\mathbf{e}}_{s-}^T + \hat{\mathbf{e}}_{p-}\hat{\mathbf{e}}_{p-}^T]$. The Fresnel reflection coefficients can be obtained experimentally or theoretically.

Fresnel reflection coefficients and polaritonic dispersion. We develop a tool to compute Fresnel reflection coefficients for a generic, homogeneous medium that can be described using the following constitutive relations assuming local response (in the frequency domain):

$$\begin{aligned}\mathbf{D} &= \bar{\bar{\epsilon}}\epsilon_0\mathbf{E} + \bar{\bar{\xi}}\frac{1}{c}\mathbf{H} \\ \mathbf{B} &= \bar{\bar{\zeta}}\frac{1}{c}\mathbf{E} + \bar{\bar{\mu}}\mu_0\mathbf{H}\end{aligned}\quad (17)$$

$\bar{\bar{\epsilon}}, \bar{\bar{\mu}}$ are dimensionless permittivity and permeability tensors and $\bar{\bar{\xi}}, \bar{\bar{\zeta}}$ are magneto-electric coupling tensors. For isotropic materials, $\bar{\bar{\xi}}, \bar{\bar{\zeta}} = 0$ and $\bar{\bar{\epsilon}}, \bar{\bar{\mu}}$ are scalars. For gyro-electric (magneto-optic) and gyro-magnetic media, the tensors $\bar{\bar{\epsilon}}$ and $\bar{\bar{\mu}}$ respectively have off-diagonal components and $\bar{\bar{\xi}}, \bar{\bar{\zeta}} = 0$. The tensors $\bar{\bar{\xi}}, \bar{\bar{\zeta}}$ are nonzero for magneto-electric media. By writing electromagnetic fields inside the material as $[\mathbf{E}, \sqrt{\frac{\mu_0}{\epsilon_0}}\mathbf{H}]^T e^{i(\mathbf{k}_{\parallel}\cdot\mathbf{R}+k_z z-i\omega t)}$ and using above constitutive relations in Maxwell's equations, we obtain the following dimensionless dispersion equation for waves inside the material:

$$\det(M + M_k) = 0, \text{ for } M = \begin{bmatrix} \bar{\bar{\epsilon}} & \bar{\bar{\zeta}} \\ \bar{\bar{\xi}} & \bar{\bar{\mu}} \end{bmatrix}, M_k = \begin{bmatrix} 0 & \bar{\bar{\mathbf{k}}}/k_0 \\ -\bar{\bar{\mathbf{k}}}/k_0 & 0 \end{bmatrix}$$

$$\bar{\bar{\mathbf{k}}} = \begin{bmatrix} 0 & -k_z & k_{\parallel} \sin \phi \\ k_z & 0 & -k_{\parallel} \cos \phi \\ -k_{\parallel} \sin \phi & k_{\parallel} \cos \phi & 0 \end{bmatrix}\quad (18)$$

Here, 6×6 material tensor M describes the constitutive relations and M_k corresponds to the curl operator acting on plane waves. Because of the generality of this problem, we obtain k_z numerically by solving $\det(M + M_k(k_z)) = 0$ for given (k_{\parallel}, ϕ) . Depending on the nature of the material, there can be two (for isotropic media) or four (for anisotropic media) solutions of k_z corresponding to $\hat{\mathbf{e}}_z$ -propagation of electromagnetic waves. Overall, there are four eigensolutions spanning the null-space of the matrix $M + M_k(k_z)$, out of which two solutions correspond to waves propagating in $-\hat{\mathbf{e}}_z$ direction (transmitted waves in our geometry). The four Fresnel reflection coefficients are then obtained by matching the tangential components at the interface (E_x, E_y, H_x, H_y) of incident and reflected fields with the transmitted fields. Here, the transmitted fields are written in the basis of former two null-space solutions while the incident and reflected fields are written in the basis of $\hat{\mathbf{e}}_s, \hat{\mathbf{e}}_p$ -polarizations (Eq. 16). This procedure is also extended in this work to compute the polaritonic

dispersion ($\omega(\mathbf{k}_{\parallel})$) of surface polaritons that decay on both sides of the interface. While that calculation does not involve Fresnel coefficients, the boundary conditions again lead to a homogeneous, linear problem of the form $M_p(\omega, \mathbf{k}_{\parallel})X = 0$ where X contains the coefficients describing the decomposition of polaritonic fields into four eigenstates (s, p -polarizations in vacuum and two $-\hat{\mathbf{e}}_z$ -propagating solutions inside the medium) at the interface. By numerically solving $\det(M_p(\omega, \mathbf{k}_{\parallel})) = 0$, the polaritonic dispersion $\omega(\mathbf{k}_{\parallel})$ is obtained. The associated null-space describes the polaritonic fields. Note that since \mathbf{k}_{\parallel} is assumed to be real-valued and non-decaying, ω is complex-valued with the imaginary part describing the finite lifetime (quality factor) of the polaritons.

* ckhandek@purdue.edu

† zjacob@purdue.edu

- [1] S. Fan, Thermal photonics and energy applications, *Joule* **1**, 264–273 (2017).
- [2] E. Tervo, E. Bagherisereshki, and Z. Zhang, Near-field radiative thermoelectric energy converters: a review, *Front. Energy* **12**, 5–21 (2018).
- [3] B. Le Feber, N. Rotenberg, and L. Kuipers, Nanophotonic control of circular dipole emission, *Nat. Commun.* **6**, 6695 (2015).
- [4] R. Mitsch, C. Sayrin, B. Albrecht, P. Schneeweiss, and A. Rauschenbeutel, Quantum state-controlled directional spontaneous emission of photons into a nanophotonic waveguide, *Nat. Commun.* **5**, 5713 (2014).
- [5] P. Lodahl, S. Mahmoodian, and S. Stobbe, Interfacing single photons and single quantum dots with photonic nanostructures, *Rev. Mod. Phys.* **87**, 347 (2015).
- [6] I. Žutić, J. Fabian, and S.D. Sarma, Spintronics: Fundamentals and applications, *Rev. Mod. Phys.* **76**, 323 (2004).
- [7] N. Shitrit, I. Yulevich, E. Maguid, D. Ozeri, D. Veksler, V. Kleiner, and E. Hasman, Spin-optical metamaterial route to spin-controlled photonics, *Science* **340**, 724–726 (2013).
- [8] C. Wu, N. Arju, G. Kelp, J. A. Fan, J. Dominguez, E. Gonzales, E. Tutuc, I. Brener, and G. Shvets, Spectrally selective chiral silicon metasurfaces based on infrared fano resonances, *Nat. Commun.* **5**, 3892 (2014).
- [9] X. Yin, M. Schaferling, B. Metzger, and H. Giessen, Interpreting chiral nanophotonic spectra: the plasmonic born–kuhn model, *Nano Lett.* **13**, 6238 (2013).
- [10] T. Setälä, M. Kaivola, and A.T. Friberg, Degree of polarization in near fields of thermal sources: effects of surface waves, *Phys. Rev. Lett.* **88**, 123902 (2002).
- [11] C. Khandekar and Z. Jacob, Circularly polarized thermal radiation from nonequilibrium coupled antennas, *Phys. Rev. Applied* **12**, 014053 (2019).
- [12] A.C. Bleszynski-Jayich, W.E. Shanks, B. Peaudecerf, E. Ginossar, F. Von Oppen, L. Glazman, and J.G.E. Harris, Persistent currents in normal metal rings, *Science* **326**, 272–275 (2009).
- [13] M. Büttiker, Y. Imry, and R. Landauer, Josephson

- behavior in small normal one-dimensional rings, *Phys. Lett. A* **96**, 365–367 (1983).
- [14] T. Van Mechelen and Z. Jacob, Universal spin-momentum locking of evanescent waves, *Optica* **3**, 118–126 (2016).
- [15] K.Y. Bliokh, D. Smirnova, and F. Nori, Quantum spin hall effect of light, *Science* **348**, 1448–1451 (2015).
- [16] J. Petersen, J. Volz, and A. Rauschenbeutel, Chiral nanophotonic waveguide interface based on spin-orbit interaction of light, *Science* **346**, 67–71 (2014).
- [17] L. Zhu and S. Fan, Persistent directional current at equilibrium in nonreciprocal many-body near field electromagnetic heat transfer, *Phys. Rev. Lett.* **117**, 134303 (2016).
- [18] A. Ott, P. Ben-Abdallah, and S-A. Biehs, Circular heat and momentum flux radiated by magneto-optical nanoparticles, *Phys. Rev. B* **97**, 205414 (2018).
- [19] M.G. Silveirinha, Topological angular momentum and radiative heat transport in closed orbits, *Phys. Rev. B* **95**, 115103 (2017).
- [20] L. Zhu, Y. Guo, and S. Fan, Theory of many-body radiative heat transfer without the constraint of reciprocity, *Phys. Rev. B* **97**, 094302 (2018).
- [21] R.M.A. Ekeroth, A. García-Martín, and J.C. Cuevas, Thermal discrete dipole approximation for the description of thermal emission and radiative heat transfer of magneto-optical systems, *Phys. Rev. B* **95**, 235428 (2017).
- [22] S.Y. Buhmann, D.T. Butcher, and S. Scheel, Macroscopic quantum electrodynamics in nonlocal and nonreciprocal media, *New J. Phys.* **14**, 083034 (2012).
- [23] P. Bermel, M. Ghebrebrhan, W. Chan, Y.X. Yeng, M. Araghchini, R. Hamam, C.H. Marton, K.F. Jensen, M. Soljačić, J.D. Joannopoulos, S.G. Johnson, and I. Celanovic, Design and global optimization of high-efficiency thermophotovoltaic systems, *Opt. Exp.* **18**, A314–A334 (2010).
- [24] L. Zhu and S. Fan, Near-complete violation of detailed balance in thermal radiation, *Phys. Rev. B* **90**, 220301 (2014).
- [25] P. Ben-Abdallah, Photon thermal hall effect, *Phys. Rev. Lett.* **116**, 084301 (2016).
- [26] R.M. Clegg, Fluorescence resonance energy transfer, *Curr. Opin. Biotechnol.* **6**, 103–110 (1995).
- [27] Lukas Novotny and Bert Hecht, *Principles of nano-optics* (Cambridge university press, 2012).
- [28] S. Fuchs, J.A. Crosse, and S.Y. Buhmann, Casimir-polder shift and decay rate in the presence of nonreciprocal media, *Phys. Rev. A* **95**, 023805 (2017).
- [29] S.A.H. Gangaraj, M.G. Silveirinha, G.W. Hanson, M. Antezza, and F. Monticone, Optical torque on a two-level system near a strongly nonreciprocal medium, *Phys. Rev. B* **98**, 125146 (2018).
- [30] I. Latella and P. Ben-Abdallah, Giant thermal magneto-resistance in plasmonic structures, *Phys. Rev. Lett.* **118**, 173902 (2017).
- [31] K. Joulain, R. Carminati, J-P. Mulet, and J-J. Greffet, Definition and measurement of the local density of electromagnetic states close to an interface, *Phys. Rev. B* **68**, 245405 (2003).
- [32] S.M. Barnett, L. Allen, and M.J. Padgett, *Optical angular momentum* (CRC Press, 2016).
- [33] F. Kalhor, T. Thundat, and Z. Jacob, Universal spin-momentum locked optical forces, *Appl. Phys. Lett.* **108**, 061102 (2016).
- [34] M. Nieto-Vesperinas, P.C. Chaumet, and A. Rahmani, Near-field photonic forces, *Philos. Trans. Royal Soc. A* , 719–738 (2004).
- [35] A. Canaguier-Durand, A. Cuche, C. Genet, and T.W. Ebbesen, Force and torque on an electric dipole by spinning light fields, *Phys. Rev. A* **88**, 033831 (2013).
- [36] M. Nieto-Vesperinas, J.J. Sáenz, R. Gómez-Medina, and L. Chantada, Optical forces on small magnetodielectric particles, *Opt. Exp.* **18**, 11428–11443 (2010).
- [37] L. Li, Symmetries of cross-polarization diffraction coefficients of gratings, *J. Opt. Spc. Am A* **17**, 881–887 (2000).
- [38] A. Ishimaru, Unidirectional waves in anisotropic media and the resolution of the thermodynamic paradox, *Tech. Rep.* (1962).
- [39] F. Capasso, J.N. Munday, D. Iannuzzi, and H.B. Chan, Casimir forces and quantum electrodynamical torques: Physics and nanomechanics, *IEEE J. Sel. Top. Quantum Electron.* **13**, 400–414 (2007).
- [40] B. Song, A. Fiorino, E. Meyhofer, and P. Reddy, Near-field radiative thermal transport: From theory to experiment, *AIP Adv.* **5**, 053503 (2015).
- [41] M.S. Kushwaha, Plasmons and magnetoplasmons in semiconductor heterostructures, *Surf. Sci. Rep.* **41**, 1–416 (2001).
- [42] B. Hu, Y. Zhang, and Q.J. Wang, Surface magneto plasmons and their applications in the infrared frequencies, *Nanophotonics* **4**, 383–396 (2015).
- [43] J. Chochol, K. Postava, M. Čada, and J. Pištora, Experimental demonstration of magnetoplasmon polariton at insb (inas)/dielectric interface for terahertz sensor application, *Sci. Rep.* **7**, 13117 (2017).
- [44] A. Hartstein, E. Burstein, E.D. Palik, R.W. Gammon, and B.W. Henvis, Investigation of optic-phonon-magnetoplasmon-type surface polaritons on n-insb, *Phys. Rev. B* **12**, 3186 (1975).
- [45] E.D. Palik, R. Kaplan, R.W. Gammon, H. Kaplan, R.F. Wallis, and J.J. Quinn, Coupled surface magnetoplasmon-optic-phonon polariton modes on insb, *Phys. Rev. B* **13**, 2497 (1976).
- [46] Z. Wang, Y. Chong, J.D. Joannopoulos, and M. Soljačić, Observation of unidirectional backscattering-immune topological electromagnetic states, *Nature* **461**, 772 (2009).
- [47] M.C. Rechtsman, J.M. Zeuner, Y. Plotnik, Y. Lumer, D. Podolsky, F. Dreisow, S. Nolte, M. Segev, and A. Szameit, Photonic floquet topological insulators, *Nature* **496**, 196 (2013).
- [48] S. Buddhiraju, Y. Shi, A. Song, C. Wojcik, M. Minkov, I.A.D. Williamson, A. Dutt, and S. Fan, Absence of unidirectionally propagating surface plasmon-polaritons in nonreciprocal plasmonics, *arXiv preprint arXiv:1809.05100* (2018).
- [49] H. Ukita and H. Kawashima, Optical rotor capable of controlling clockwise and counterclockwise rotation in optical tweezers by displacing the trapping position, *Appl. Opt.* **49**, 1991–1996 (2010).
- [50] O.V. Angelsky, A.Y. Bekshaev, P.P. Maksimyak, A.P. Maksimyak, I.I. Mokhun, S.G. Hanson, C.Y. Zenkova, and A.V. Tyurin, Circular motion of particles suspended in a gaussian beam with circular polarization validates the spin part of the internal energy flow, *Opt. Exp.* **20**, 11351–11356 (2012).

- [51] H.B. Chan, V.A. Aksyuk, R.N. Kleiman, D.J. Bishop, and F. Capasso, Quantum mechanical actuation of microelectromechanical systems by the casimir force, *Science* **291**, 1941–1944 (2001).
- [52] P. Haslinger, M. Jaffe, V. Xu, O. Schwartz, M. Sonnleitner, M. Ritsch-Martel, H. Ritsch, and H. Müller, Attractive force on atoms due to blackbody radiation, *Nat. Phys.* **14**, 257 (2018).
- [53] F. Bao, K. Shi, G. Cao, J.S. Evans, and S. He, Inhomogeneity-induced casimir transport of nanoparticles, *Phys. Rev. Lett.* **121**, 130401 (2018).
- [54] H.G. Kirksey, Brownian motion: A classroom demonstration and student experiment, *J. Chem. Educ.* **65**, 1091 (1988).
- [55] S. Kawata and T. Sugiura, Movement of micrometer-sized particles in the evanescent field of a laser beam, *Opt. Lett.* **17**, 772–774 (1992).
- [56] G. Volpe, I. Buttinoni, D. Vogt, H.-J. Kümmerer, and C. Bechinger, Microswimmers in patterned environments, *Soft Matt.* **7**, 8810–8815 (2011).
- [57] M. Mijalkov and G. Volpe, Sorting of chiral microswimmers, *Soft Matt.* **9**, 6376–6381 (2013).
- [58] C. Henkel, K. Joulain, J.-P. Mulet, and J.-J. Greffet, Radiation forces on small particles in thermal near fields, *J Opt A-Pure Appl Opt.* **4**, S109 (2002).
- [59] J.P. Gordon and A. Ashkin, Motion of atoms in a radiation trap, *Phys. Rev. A* **21**, 1606 (1980).
- [60] F.J. Manjavacas, A. and Rodríguez-Fortuño, A.V. Zayats, and F.J.G. de Abajo, Lateral casimir force on a rotating particle near a planar surface, *Phys. Rev. Lett.* **118**, 133605 (2017).
- [61] C.E. Kriegler, M.S. Rill, S. Linden, and M. Wegener, Bianisotropic photonic metamaterials, *IEEE J. Sel. Top. Quantum Electron.* **16**, 367–375 (2010).
- [62] V.S. Asadchy, A. Díaz-Rubio, and S.A. Tretyakov, Bianisotropic metasurfaces: physics and applications, *Nanophotonics* **7**, 1069–1094 (2018).
- [63] A. Ishimaru, *Electromagnetic wave propagation, radiation, and scattering: from fundamentals to applications* (John Wiley & Sons, 2017).
- [64] G.P. Rodrigue, A generation of microwave ferrite devices, *Proc. IEEE* **76**, 121–137 (1988).
- [65] A.P. Pyatakov and A.K. Zvezdin, Magnetolectric and multiferroic media, *Phys.-Uspekhi* **55**, 557–581 (2012).
- [66] A. Albaalbak, Y. Kvashnin, D. Ledue, R. Patte, and R. Frésard, Magnetolectric properties of multiferroic cuoro2 studied by means of ab initio calculations and monte carlo simulations, *Phys. Rev. B* **96**, 064431 (2017).
- [67] A.D. LaForge, A. Frenzel, B.C. Pursley, T. Lin, X. Liu, J. Shi, and D.N. Basov, Optical characterization of bi2se3 in a magnetic field: Infrared evidence for magnetolectric coupling in a topological insulator material, *Phys. Rev. B* **81**, 125120 (2010).
- [68] C. Caloz, A. Alù, S. Tretyakov, D. Sounas, K. Achouri, and Z.-L. Deck-Léger, Electromagnetic nonreciprocity, *Phys. Rev. Appl.* **10**, 047001 (2018).
- [69] M.G. Silveirinha and S.I. Maslovski, Comment on repulsive casimir force in chiral metamaterials, *Phys. Rev. Lett.* **105**, 189301 (2010).
- [70] M. Gustafsson and D. Sjöberg, Sum rules and physical bounds on passive metamaterials, *New J. Phys.* **12**, 043046 (2010).
- [71] M.G. Silveirinha, Examining the validity of kramers-kronig relations for the magnetic permeability, *Phys. Rev. B* **83**, 165119 (2011).
- [72] C. Khandekar and A. W. Rodriguez, Near-field thermal upconversion and energy transfer through a kerr medium, *Opt. Exp.* **25**, 23164–23180 (2017).
- [73] W. Jin, A. G. Polimeridis, and A. W. Rodriguez, Temperature control of thermal radiation from composite bodies, *Phys. Rev. B* **93**, 121403 (2016).
- [74] W. Li and S. Fan, Nanophotonic control of thermal radiation for energy applications, *Opt. Exp.* **26**, 15995–16021 (2018).

Thermal spin photonics in the near-field of nonreciprocal media: Supplementary Materials

Chinmay Khandekar* and Zubin Jacob†

*Birck Nanotechnology Center, School of Electrical and Computer Engineering,
College of Engineering, Purdue University, West Lafayette, Indiana 47907, USA*

(Dated: April 23, 2022)

We consider a semi-infinite half-space of a generic bianisotropic medium at thermal equilibrium with vacuum. To analyze the thermal radiation on the vacuum side of the geometry, we derive the Green's function, equilibrium correlations of vector potential (fluctuation dissipation relation) and equilibrium correlations of electromagnetic fields. Finally, we provide semi-analytic expressions for spin angular momentum density and Poynting flux perpendicular and parallel to the surface.

I. DERIVATION OF GREEN'S FUNCTION

The vector potential $\mathbf{A}(\mathbf{r}_1)$ at \mathbf{r}_1 produced by source current density $\mathbf{J}(\mathbf{r}_2)$ located at \mathbf{r}_2 can be calculated using Green's function $\overline{\overline{\mathbf{G}}}(\mathbf{r}_1, \mathbf{r}_2)$ using the relation:

$$\mathbf{A}(\mathbf{r}_1) = \int_{V_{\mathbf{r}_2}} \overline{\overline{\mathbf{G}}}(\mathbf{r}_1, \mathbf{r}_2) \mu_0 \mathbf{J}(\mathbf{r}_2) d^3 \mathbf{r}_2 \quad (1)$$

Since we use Landau gauge $\mathbf{E} = i\omega\mathbf{A}$, this is same as the electric-type Green's function that is commonly employed in the literature in the form of following equation:

$$\mathbf{E}(\mathbf{r}_1) = i\omega\mu_0 \int_{V_{\mathbf{r}_2}} \overline{\overline{\mathbf{G}}}(\mathbf{r}_1, \mathbf{r}_2) \mathbf{J}(\mathbf{r}_2) d^3 \mathbf{r}_2 = \omega^2 \mu_0 \int_{V_{\mathbf{r}_2}} \overline{\overline{\mathbf{G}}}(\mathbf{r}_1, \mathbf{r}_2) \mathbf{p}(\mathbf{r}_2) d^3 \mathbf{r}_2 \quad (2)$$

where \mathbf{p} is polarization (dipole moment) density. Since the derivation of this Green's function is quite well-known for isotropic media, we do not reproduce that derivation here but focus mainly on its extension to the case of bianisotropic half-space considered in the manuscript. We use Weyl's angular spectrum representation of Green's function. We write the position vectors as $\mathbf{r}_j = (\mathbf{R}_j, z_j)$ with transverse co-ordinates $\mathbf{R}_j = (x_j, y_j)$ for $j = [1, 2]$ and wave-vectors $\mathbf{k} = (\mathbf{k}_{\parallel}, k_z)$ with transverse wavevector $\mathbf{k}_{\parallel} = k_{\parallel}(\cos\phi\hat{\mathbf{e}}_x + \sin\phi\hat{\mathbf{e}}_y)$ where we introduce ϕ for simplicity of expressions below. In vacuum, the dispersion relation $k_{\parallel}^2 + k_z^2 = k_0^2 = (\omega/c)^2$ follows from Maxwell's equation, where k_{\parallel} is real-valued and k_z can be real (for $k_{\parallel} \leq k_0$) or complex-valued (for $k_{\parallel} > k_0$). In vacuum, the electric field at \mathbf{r}_1 produced by the dipole moment $\mathbf{p} = \mathbf{d}\delta(\mathbf{r} - \mathbf{r}_2)$ located at \mathbf{r}_2 is written in the angular spectrum representation for $z_1 \geq z_2$ as:

$$\mathbf{E}_0(\mathbf{R}_1, z_1) = \omega^2 \mu_0 \int \frac{d^2 \mathbf{k}_{\parallel}}{(2\pi)^2} e^{i\mathbf{k}_{\parallel} \cdot (\mathbf{R}_1 - \mathbf{R}_2)} \frac{i}{2k_z} e^{ik_z(z_1 - z_2)} [\hat{\mathbf{e}}_{s+}(\hat{\mathbf{e}}_{s+} \cdot \mathbf{d}) + \hat{\mathbf{e}}_{p+}(\hat{\mathbf{e}}_{p+} \cdot \mathbf{d})] \quad (3)$$

The polarization vectors $\hat{\mathbf{e}}_{j\pm}$ for $j = s, p$ with \pm denoting waves going along $\pm\hat{\mathbf{e}}_z$ directions are:

$$\hat{\mathbf{e}}_{s\pm} = \begin{bmatrix} \sin\phi \\ -\cos\phi \\ 0 \end{bmatrix}, \hat{\mathbf{e}}_{p\pm} = \frac{-1}{k_0} \begin{bmatrix} \pm k_z \cos\phi \\ \pm k_z \sin\phi \\ -k_{\parallel} \end{bmatrix} \quad (4)$$

For $z_1 < z_2$, the integrand is modified and contains the term $e^{-ik_z(z_1 - z_2)}[\hat{\mathbf{e}}_{s-}(\hat{\mathbf{e}}_{s-} \cdot \mathbf{d}) + \hat{\mathbf{e}}_{p-}(\hat{\mathbf{e}}_{p-} \cdot \mathbf{d})]$. For consistency, we will stick with $z_1 \geq z_2$ in the following discussion. The scattered/reflected field is calculated by considering the reflection of the incident field at the interface ($z = 0$). Since the waves propagate in $-\hat{\mathbf{e}}_z$ direction to reach the interface, the incident field will be of the form $e^{ik_z z_2}[\hat{\mathbf{e}}_{s-}(\hat{\mathbf{e}}_{s-} \cdot \mathbf{d}) + \hat{\mathbf{e}}_{p-}(\hat{\mathbf{e}}_{p-} \cdot \mathbf{d})]$. It undergoes reflection at the interface where polarization vectors change to $\hat{\mathbf{e}}_{s-} \rightarrow r_{ss}\hat{\mathbf{e}}_{s+} + r_{ps}\hat{\mathbf{e}}_{p+}$ and $\hat{\mathbf{e}}_{p-} \rightarrow r_{sp}\hat{\mathbf{e}}_{s+} + r_{pp}\hat{\mathbf{e}}_{p+}$. The Fresnel reflection coefficient r_{jk} for $j, k = [s, p]$ describes the amplitude of $\hat{\mathbf{e}}_j$ -polarized reflected light due to unit amplitude $\hat{\mathbf{e}}_k$ -polarized incident light. For isotropic media, cross-polarization Fresnel coefficients r_{sp}, r_{ps} are zero which simplifies the calculation. But they are not necessarily zero for general bianisotropic media. The reflected field then acquires

an additional phase of $e^{ik_z z_1}$ upon reaching the position \mathbf{r}_1 along with the overall transverse phase accrual same as $e^{ik_{\parallel}(\mathbf{R}_1 - \mathbf{R}_2)}$. This results in the scattered/reflected field at \mathbf{r}_1 given below:

$$\mathbf{E}_{\text{ref}}(\mathbf{R}_1, z_1) = \omega^2 \mu_0 \int \frac{d^2 \mathbf{k}_{\parallel}}{(2\pi)^2} e^{i\mathbf{k}_{\parallel} \cdot (\mathbf{R}_1 - \mathbf{R}_2)} \frac{i}{2k_z} e^{ik_z(z_1 + z_2)} [(r_{ss} \hat{\mathbf{e}}_{s+} + r_{ps} \hat{\mathbf{e}}_{p+})(\hat{\mathbf{e}}_{s-} \cdot \mathbf{d}) + (r_{sp} \hat{\mathbf{e}}_{s+} + r_{pp} \hat{\mathbf{e}}_{p+})(\hat{\mathbf{e}}_{p-} \cdot \mathbf{d})] \quad (5)$$

By writing the total field $\mathbf{E}(\mathbf{r}_1) = \mathbf{E}_0(\mathbf{r}_1) + \mathbf{E}_{\text{ref}}(\mathbf{r}_2)$ and using Eq 2, the Green's function $\overline{\overline{\mathbf{G}}}(\mathbf{r}_1, \mathbf{r}_2)$ is derived for the geometry considered in the manuscript.

II. DERIVATION OF FLUCTUATION DISSIPATION THEOREM (FDT)

We follow Landau's discussion in Ref. [1] (Statistical Physics Part 2, Chapter 8) to obtain the vector potential correlations in the vacuum half-space when both the vacuum and the material half-spaces are at the same thermodynamic temperature T (FDT of first kind). Let's consider the linear response theory developed by Kubo. In this theory, we consider a discrete set of quantities denoted by x_a for ($a = 1, 2, \dots$) which describe the behavior of the system under certain external interactions. These interactions are described by external forces f_a such that interaction energy has the form:

$$V(\mathbf{r}) = - \sum_a f_a(\mathbf{r}) x_a(\mathbf{r}) \quad (6)$$

The quantities x_a are further related to the forces f_a through linear generalized susceptibilities $\alpha_{ab}(\mathbf{r}, \mathbf{r}')$ (linear response). In the Fourier domain, they can be written as:

$$x_a(\omega, \mathbf{r}) = \int \sum_b \alpha_{ab}(\omega; \mathbf{r}, \mathbf{r}') f_b(\omega, \mathbf{r}') d^3 \mathbf{r}' \quad (7)$$

The spectral distribution of the fluctuating quantities $x_a(\omega, \mathbf{r})$ is related to the generalized susceptibilities by Kubo's fluctuation dissipation relation given by:

$$\langle x_a(\mathbf{r}, \omega) x_b^*(\mathbf{r}', \omega') \rangle = \frac{\alpha_{ab}(\omega; \mathbf{r}, \mathbf{r}') - \alpha_{ba}^*(\omega; \mathbf{r}', \mathbf{r})}{2i} \frac{1}{\omega} \underbrace{\left(\frac{\hbar\omega}{2} + \frac{\hbar\omega}{\exp[\hbar\omega/k_B T] - 1} \right)}_{\Theta(\omega, T)} \delta(\omega - \omega') \quad (8)$$

For electromagnetic fields, $x_a(\omega, \mathbf{r}) \rightarrow A_j(\omega, \mathbf{r})$ ($j = x, y, z$ component of vector potential). The interaction with the externally induced current is given by $V = -\mathbf{j} \cdot \mathbf{A}$ where $\mathbf{j}(\omega, \mathbf{r})$ is the generalized force. Since vector potential and current density are related by the Green's function:

$$A_j(\mathbf{r}, \omega) = \int G_{jk}(\omega; \mathbf{r}, \mathbf{r}') \mu_0 J_k(\omega, \mathbf{r}') d^3 \mathbf{r}' \quad (9)$$

the generalized susceptibility becomes $\alpha_{ab}(\omega; \mathbf{r}, \mathbf{r}') = \mu_0 G_{jk}(\omega; \mathbf{r}, \mathbf{r}')$. Making these substitutions in Kubo's linear FDT given by Eq. 8, one retrieves FDT for vector potential components written in the matrix form as:

$$\langle \mathbf{A}(\mathbf{r}_1) \otimes \mathbf{A}^*(\mathbf{r}_2) \rangle = \frac{\overline{\overline{\mathbf{G}}}(\mathbf{r}_1, \mathbf{r}_2) - \overline{\overline{\mathbf{G}}}(\mathbf{r}_2, \mathbf{r}_1)^{*T}}{2i} \frac{\mu_0}{\omega} \Theta(\omega, T) \quad (10)$$

$[..]^T$ denotes the matrix transpose and $[..]^*$ denotes complex conjugation. The vector quantities are written as column vectors such that $\mathbf{A} = [A_x, A_y, A_z]^T$. Substituting the Green's function obtained in section I, the vector potential correlations are:

$$\begin{aligned} \langle \mathbf{A}(\mathbf{r}_1) \otimes \mathbf{A}^*(\mathbf{r}_2) \rangle &= \frac{\mu_0 \Theta(\omega, T)}{\omega} \int \frac{k_{\parallel} dk_{\parallel} d\phi}{2i(2\pi)^2} e^{i\mathbf{k}_{\parallel} \cdot (\mathbf{R}_1 - \mathbf{R}_2)} \left[\frac{i}{2k_z} e^{ik_z(z_1 - z_2)} [\hat{\mathbf{e}}_{s+} \hat{\mathbf{e}}_{s+}^T + \hat{\mathbf{e}}_{p+} \hat{\mathbf{e}}_{p+}^T] \right. \\ &\quad + \frac{i}{2k_z} e^{ik_z(z_1 + z_2)} [(r_{ss} \hat{\mathbf{e}}_{s+} + r_{ps} \hat{\mathbf{e}}_{p+}) \hat{\mathbf{e}}_{s-}^T + (r_{sp} \hat{\mathbf{e}}_{s+} + r_{pp} \hat{\mathbf{e}}_{p+}) \hat{\mathbf{e}}_{p-}^T] \\ &\quad + \frac{i}{2k_z^*} e^{-ik_z^*(z_1 - z_2)} [\hat{\mathbf{e}}_{s-} \hat{\mathbf{e}}_{s-}^T + \hat{\mathbf{e}}_{p-} \hat{\mathbf{e}}_{p-}^T]^* \\ &\quad \left. + \frac{i}{2k_z^*} e^{-ik_z^*(z_1 + z_2)} [(r_{ss} \hat{\mathbf{e}}_{s+} + r_{ps} \hat{\mathbf{e}}_{p+}) \hat{\mathbf{e}}_{s-}^T + (r_{sp} \hat{\mathbf{e}}_{s+} + r_{pp} \hat{\mathbf{e}}_{p+}) \hat{\mathbf{e}}_{p-}^T]^* \right] \quad (11) \end{aligned}$$

Note that even though we eventually compute the correlations for $\mathbf{r}_1 = \mathbf{r}_2$, we still need to expand all the terms since $\overline{\mathbf{G}}(\mathbf{r}_2, \mathbf{r}_1)^{*T} \neq \overline{\mathbf{G}}(\mathbf{r}_1, \mathbf{r}_2)^{*T}$. Furthermore, following calculations involve curl operators that act differently on different terms due to different phase factors making it necessary to calculate each term carefully.

III. DERIVATION OF ELECTROMAGNETIC FIELD CORRELATIONS

The calculation of field correlations is straightforward in Landau gauge since $\mathbf{E} = i\omega\mathbf{A}$, $\mathbf{B} = \nabla \times \mathbf{A}$:

$$\langle \mathbf{E}(\mathbf{r}_1) \otimes \mathbf{E}^*(\mathbf{r}_2) \rangle = \langle i\omega\mathbf{A}(\mathbf{r}_1)(i\omega\mathbf{A}(\mathbf{r}_2))^* \rangle = \omega^2 \langle \mathbf{A}(\mathbf{r}_1) \otimes \mathbf{A}^*(\mathbf{r}_2) \rangle \quad (12)$$

$$\langle \mathbf{E}(\mathbf{r}_1, \omega) \otimes \mathbf{H}^*(\mathbf{r}_2, \omega) \rangle = \frac{1}{\mu_0} \langle (i\omega\mathbf{A}(\mathbf{r}_1, \omega))(\nabla_{\mathbf{r}_2} \times \mathbf{A}(\mathbf{r}_2, \omega))^* \rangle = \frac{i\omega}{\mu_0} \langle \mathbf{A}(\mathbf{r}_1) \otimes \mathbf{A}^*(\mathbf{r}_2) \rangle (\nabla_{\mathbf{r}_2} \times)^T \quad (13)$$

$$\langle \mathbf{H}(\mathbf{r}_1, \omega) \otimes \mathbf{H}^*(\mathbf{r}_2, \omega) \rangle = \frac{1}{\mu_0^2} \langle (\nabla_{\mathbf{r}_1} \times \mathbf{A}(\mathbf{r}_1, \omega))(\nabla_{\mathbf{r}_2} \times \mathbf{A}^*(\mathbf{r}_2, \omega))^T \rangle = \frac{1}{\mu_0^2} (\nabla_{\mathbf{r}_1} \times) \langle \mathbf{A}(\mathbf{r}_1) \otimes \mathbf{A}^*(\mathbf{r}_2) \rangle (\nabla_{\mathbf{r}_2} \times)^T \quad (14)$$

The curl operator $\nabla \times$ acts only on the exponential phase factor and not the s, p polarization vectors ($\hat{\mathbf{e}}_{s\pm}, \hat{\mathbf{e}}_{p\pm}$) and therefore leads to the above simplified form. The matrix form of the curl operator therefore depends on the exponential phase in each term. For instance, for a term in the correlations $\langle \mathbf{A}(\mathbf{r}_1) \otimes \mathbf{A}^*(\mathbf{r}_2) \rangle$ that has the phase factor $e^{ik_x(x_1-x_2)+ik_y(y_1-y_2)-ik_z^*(z_1-z_2)}$, the curl operator $\nabla_{\mathbf{r}_2} \times$ is:

$$\nabla_{\mathbf{r}_2} \times = \begin{bmatrix} 0 & -\partial_z & \partial_y \\ \partial_z & 0 & -\partial_x \\ -\partial_y & \partial_x & 0 \end{bmatrix} e^{ik_x(x_1-x_2)+ik_y(y_1-y_2)-ik_z^*(z_1-z_2)} = i \begin{bmatrix} 0 & -k_z^* & -k_y \\ k_z^* & 0 & k_x \\ k_y & -k_x & 0 \end{bmatrix}$$

Here $k_x = k_{\parallel} \cos \phi$, $k_y = k_{\parallel} \sin \phi$ and $k_z^2 = k_0^2 - k_{\parallel}^2$. By performing these matrix operations one can obtain the above electromagnetic field correlations. The electromagnetic field correlations are:

$$\begin{aligned} \langle \mathbf{E}(\mathbf{r}_1) \otimes \mathbf{E}^*(\mathbf{r}_2) \rangle &= \mu_0 \omega \Theta(\omega, T) \int \frac{k_{\parallel} dk_{\parallel} d\phi}{2i(2\pi)^2} e^{i\mathbf{k}_{\parallel} \cdot (\mathbf{R}_1 - \mathbf{R}_2)} \left[\frac{i}{2k_z} e^{ik_z(z_1-z_2)} [\hat{\mathbf{e}}_{s+} \hat{\mathbf{e}}_{s+}^T + \hat{\mathbf{e}}_{p+} \hat{\mathbf{e}}_{p+}^T] \right. \\ &\quad + \frac{i}{2k_z} e^{ik_z(z_1+z_2)} [(r_{ss} \hat{\mathbf{e}}_{s+} + r_{ps} \hat{\mathbf{e}}_{p+}) \hat{\mathbf{e}}_{s-}^T + (r_{sp} \hat{\mathbf{e}}_{s+} + r_{pp} \hat{\mathbf{e}}_{p+}) \hat{\mathbf{e}}_{p-}^T] \\ &\quad + \frac{i}{2k_z^*} e^{-ik_z^*(z_1-z_2)} [\hat{\mathbf{e}}_{s-} \hat{\mathbf{e}}_{s-}^T + \hat{\mathbf{e}}_{p-} \hat{\mathbf{e}}_{p-}^T]^* \\ &\quad \left. + \frac{i}{2k_z^*} e^{-ik_z^*(z_1+z_2)} [(r_{ss} \hat{\mathbf{e}}_{s+} + r_{ps} \hat{\mathbf{e}}_{p+}) \hat{\mathbf{e}}_{s-}^T + (r_{sp} \hat{\mathbf{e}}_{s+} + r_{pp} \hat{\mathbf{e}}_{p+}) \hat{\mathbf{e}}_{p-}^T]^* \right] \quad (15) \end{aligned}$$

$$\begin{aligned} \langle \mathbf{E}(\mathbf{r}_1) \otimes \mathbf{H}^*(\mathbf{r}_2) \rangle &= -k_0 \Theta(\omega, T) \int \frac{k_{\parallel} dk_{\parallel} d\phi}{2i(2\pi)^2} e^{i\mathbf{k}_{\parallel} \cdot (\mathbf{R}_1 - \mathbf{R}_2)} \left[\frac{i}{2k_z} e^{ik_z(z_1-z_2)} [\hat{\mathbf{e}}_{s+} \hat{\mathbf{e}}_{p+}^T - \hat{\mathbf{e}}_{p+} \hat{\mathbf{e}}_{s+}^T] \right. \\ &\quad + \frac{i}{2k_z} e^{ik_z(z_1+z_2)} [(r_{ss} \hat{\mathbf{e}}_{s+} + r_{ps} \hat{\mathbf{e}}_{p+}) \hat{\mathbf{e}}_{p-}^T - (r_{sp} \hat{\mathbf{e}}_{s+} + r_{pp} \hat{\mathbf{e}}_{p+}) \hat{\mathbf{e}}_{s-}^T] \\ &\quad + \frac{i}{2k_z^*} e^{-ik_z^*(z_1-z_2)} [\hat{\mathbf{e}}_{p-} \hat{\mathbf{e}}_{s-}^T - \hat{\mathbf{e}}_{s-} \hat{\mathbf{e}}_{p-}^T]^* \\ &\quad \left. + \frac{i}{2k_z^*} e^{-ik_z^*(z_1+z_2)} [(r_{ss} \hat{\mathbf{e}}_{p+} - r_{ps} \hat{\mathbf{e}}_{s+}) \hat{\mathbf{e}}_{s-}^T + (r_{sp} \hat{\mathbf{e}}_{p+} - r_{pp} \hat{\mathbf{e}}_{s+}) \hat{\mathbf{e}}_{p-}^T]^* \right] \quad (16) \end{aligned}$$

$$\begin{aligned} \langle \mathbf{H}(\mathbf{r}_1) \otimes \mathbf{H}^*(\mathbf{r}_2) \rangle &= \frac{k_0^2 \Theta(\omega, T)}{\mu_0 \omega} \int \frac{k_{\parallel} dk_{\parallel} d\phi}{2i(2\pi)^2} e^{i\mathbf{k}_{\parallel} \cdot (\mathbf{R}_1 - \mathbf{R}_2)} \left[\frac{i}{2k_z} e^{ik_z(z_1-z_2)} [\hat{\mathbf{e}}_{p+} \hat{\mathbf{e}}_{p+}^T + \hat{\mathbf{e}}_{s+} \hat{\mathbf{e}}_{s+}^T] \right. \\ &\quad + \frac{i}{2k_z} e^{ik_z(z_1+z_2)} [(r_{ss} \hat{\mathbf{e}}_{p+} - r_{ps} \hat{\mathbf{e}}_{s+}) \hat{\mathbf{e}}_{p-}^T - (r_{sp} \hat{\mathbf{e}}_{p+} - r_{pp} \hat{\mathbf{e}}_{s+}) \hat{\mathbf{e}}_{s-}^T] \\ &\quad + \frac{i}{2k_z^*} e^{-ik_z^*(z_1-z_2)} [\hat{\mathbf{e}}_{p-} \hat{\mathbf{e}}_{p-}^T + \hat{\mathbf{e}}_{s-} \hat{\mathbf{e}}_{s-}^T]^* \\ &\quad \left. + \frac{i}{2k_z^*} e^{-ik_z^*(z_1+z_2)} [(r_{ss} \hat{\mathbf{e}}_{p+} - r_{ps} \hat{\mathbf{e}}_{s+}) \hat{\mathbf{e}}_{p-}^T - (r_{sp} \hat{\mathbf{e}}_{p+} - r_{pp} \hat{\mathbf{e}}_{s+}) \hat{\mathbf{e}}_{s-}^T]^* \right] \quad (17) \end{aligned}$$

In the following, we look at the spin angular momentum density and Poynting flux along certain $\hat{\mathbf{e}}_z$ direction (perpendicular to surface) and along $\hat{\mathbf{e}}_x$ direction (parallel to surface). We evaluate these quantities at spatial point $\mathbf{r}_1 = \mathbf{r}_2 = \mathbf{r} = (0, 0, d)$.

Calculation of spin density and Poynting flux perpendicular to surface

$$\begin{aligned}
\epsilon_0 \langle E_x(\mathbf{r}) E_y^*(\mathbf{r}) \rangle &= \frac{\omega \Theta(\omega, T)}{c^2} \int \frac{k_{\parallel} dk_{\parallel} d\phi}{16\pi^2} \left[\frac{1}{k_z} \left(-1 + \frac{k_z^2}{k_0^2} \right) \sin \phi \cos \phi + \frac{1}{k_z^*} \left(-1 + \frac{k_z^{*2}}{k_0^2} \right) \sin \phi \cos \phi \right. \\
&\quad + \frac{e^{2ik_z d}}{k_z} \left(-r_{ss} \sin \phi \cos \phi + r_{ps} \frac{k_z}{k_0} \cos^2 \phi + r_{sp} \frac{k_z}{k_0} \sin^2 \phi - r_{pp} \frac{k_z^2}{k_0^2} \sin \phi \cos \phi \right) \\
&\quad \left. + \frac{e^{-2ik_z^* d}}{k_z^*} \left(-r_{ss}^* \sin \phi \cos \phi - r_{ps}^* \frac{k_z^*}{k_0} \sin^2 \phi - r_{sp}^* \frac{k_z^*}{k_0} \cos^2 \phi - r_{pp}^* \frac{k_z^{*2}}{k_0^2} \sin \phi \cos \phi \right) \right] \quad (18)
\end{aligned}$$

$$\begin{aligned}
\epsilon_0 \langle E_y(\mathbf{r}) E_x^*(\mathbf{r}) \rangle &= \frac{\omega \Theta(\omega, T)}{c^2} \int \frac{k_{\parallel} dk_{\parallel} d\phi}{16\pi^2} \left[\frac{1}{k_z} \left(-1 + \frac{k_z^2}{k_0^2} \right) \sin \phi \cos \phi + \frac{1}{k_z^*} \left(-1 + \frac{k_z^{*2}}{k_0^2} \right) \sin \phi \cos \phi \right. \\
&\quad + \frac{e^{2ik_z d}}{k_z} \left(-r_{ss} \sin \phi \cos \phi - r_{ps} \frac{k_z}{k_0} \sin^2 \phi - r_{sp} \frac{k_z}{k_0} \cos^2 \phi - r_{pp} \frac{k_z^2}{k_0^2} \sin \phi \cos \phi \right) \\
&\quad \left. + \frac{e^{-2ik_z^* d}}{k_z^*} \left(-r_{ss}^* \sin \phi \cos \phi + r_{ps}^* \frac{k_z^*}{k_0} \cos^2 \phi + r_{sp}^* \frac{k_z^*}{k_0} \sin^2 \phi - r_{pp}^* \frac{k_z^{*2}}{k_0^2} \sin \phi \cos \phi \right) \right] \quad (19)
\end{aligned}$$

$$\begin{aligned}
\mu_0 \langle H_x(\mathbf{r}) H_y^*(\mathbf{r}) \rangle &= \frac{\omega \Theta(\omega, T)}{c^2} \int \frac{k_{\parallel} dk_{\parallel} d\phi}{16\pi^2} \left[\frac{1}{k_z} \left(-1 + \frac{k_z^2}{k_0^2} \right) \sin \phi \cos \phi - \frac{1}{k_z^*} \left(-1 + \frac{k_z^{*2}}{k_0^2} \right) \sin \phi \cos \phi \right. \\
&\quad + \frac{e^{2ik_z d}}{k_z} \left(-r_{ss} \frac{k_z^2}{k_0^2} \sin \phi \cos \phi - r_{ps} \frac{k_z}{k_0} \sin^2 \phi - r_{sp} \frac{k_z}{k_0} \cos^2 \phi - r_{pp} \sin \phi \cos \phi \right) \\
&\quad \left. + \frac{e^{-2ik_z^* d}}{k_z^*} \left(-r_{ss}^* \frac{k_z^{*2}}{k_0^2} \sin \phi \cos \phi + r_{ps}^* \frac{k_z^*}{k_0} \cos^2 \phi + r_{sp}^* \frac{k_z^*}{k_0} \sin^2 \phi - r_{pp}^* \sin \phi \cos \phi \right) \right] \quad (20)
\end{aligned}$$

$$\begin{aligned}
\mu_0 \langle H_y(\mathbf{r}) H_x^*(\mathbf{r}) \rangle &= \frac{\omega \Theta(\omega, T)}{c^2} \int \frac{k_{\parallel} dk_{\parallel} d\phi}{16\pi^2} \left[\frac{1}{k_z} \left(-1 + \frac{k_z^2}{k_0^2} \right) \sin \phi \cos \phi - \frac{1}{k_z^*} \left(-1 + \frac{k_z^{*2}}{k_0^2} \right) \sin \phi \cos \phi \right. \\
&\quad + \frac{e^{2ik_z d}}{k_z} \left(-r_{ss} \frac{k_z^2}{k_0^2} \sin \phi \cos \phi + r_{ps} \frac{k_z}{k_0} \cos^2 \phi + r_{sp} \frac{k_z}{k_0} \sin^2 \phi - r_{pp} \sin \phi \cos \phi \right) \\
&\quad \left. + \frac{e^{-2ik_z^* d}}{k_z^*} \left(-r_{ss}^* \frac{k_z^{*2}}{k_0^2} \sin \phi \cos \phi - r_{ps}^* \frac{k_z^*}{k_0} \sin^2 \phi - r_{sp}^* \frac{k_z^*}{k_0} \cos^2 \phi - r_{pp}^* \sin \phi \cos \phi \right) \right] \quad (21)
\end{aligned}$$

$$\begin{aligned}
\langle E_x(\mathbf{r}) H_y^*(\mathbf{r}) \rangle &= -k_0 \Theta(\omega, T) \int \frac{k_{\parallel} dk_{\parallel} d\phi}{16\pi^2} \left[\frac{1}{k_z} (-k_z) + \frac{1}{k_z^*} (k_z^*) \right. \\
&\quad + \frac{e^{2ik_z d}}{k_z} \left(r_{ss} \frac{k_z}{k_0} \sin^2 \phi - r_{ps} \frac{k_z^2}{k_0^2} \sin \phi \cos \phi + r_{sp} \sin \phi \cos \phi - r_{pp} \frac{k_z}{k_0} \cos^2 \phi \right) \\
&\quad \left. + \frac{e^{-2ik_z^* d}}{k_z^*} \left(-r_{ss}^* \frac{k_z^*}{k_0} \sin^2 \phi + r_{ps}^* \sin \phi \cos \phi - r_{sp}^* \frac{k_z^{*2}}{k_0^2} \sin \phi \cos \phi + r_{pp}^* \frac{k_z^*}{k_0} \cos^2 \phi \right) \right] \quad (22)
\end{aligned}$$

$$\begin{aligned}
\langle E_y(\mathbf{r}) H_x^*(\mathbf{r}) \rangle &= -k_0 \Theta(\omega, T) \int \frac{k_{\parallel} dk_{\parallel} d\phi}{16\pi^2} \left[\frac{1}{k_z} (k_z) + \frac{1}{k_z^*} (-k_z^*) \right. \\
&\quad + \frac{e^{2ik_z d}}{k_z} \left(-r_{ss} \frac{k_z}{k_0} \cos^2 \phi - r_{ps} \frac{k_z^2}{k_0^2} \sin \phi \cos \phi + r_{sp} \sin \phi \cos \phi + r_{pp} \frac{k_z}{k_0} \sin^2 \phi \right) \\
&\quad \left. + \frac{e^{-2ik_z^* d}}{k_z^*} \left(r_{ss}^* \frac{k_z^*}{k_0} \cos^2 \phi + r_{ps}^* \sin \phi \cos \phi - r_{sp}^* \frac{k_z^{*2}}{k_0^2} \sin \phi \cos \phi - r_{pp}^* \frac{k_z^*}{k_0} \sin^2 \phi \right) \right] \quad (23)
\end{aligned}$$

The heat flux density along $\hat{\mathbf{e}}_z$ direction is given by the Poynting flux $P_z = \langle \text{Re}\{E_x^* H_y - E_y^* H_x\} \rangle$. From the above expressions, we get:

$$P_z = -k_0 \Theta(\omega, T) \int \frac{k_{\parallel} dk_{\parallel} d\phi}{16\pi^2 k_0} \text{Re}\{[e^{-2ik_z^* d} (r_{ss}^* - r_{pp}^*) - e^{2ik_z d} (r_{ss} - r_{pp})]\} = 0 \quad (24)$$

The heat flux along $\hat{\mathbf{e}}_z$ direction is always zero irrespective of the material type. Similarly, we obtain electric and magnetic contributions to the spin angular momentum density along $\hat{\mathbf{e}}_z$ direction.

$$S_z^{(\mathbf{E})} = \frac{\epsilon_0}{2\omega} \text{Im}\langle E_x^* E_y - E_y^* E_x \rangle = \frac{\Theta(\omega, T)}{c^2} \int \frac{k_{\parallel} dk_{\parallel} d\phi}{16\pi^2 k_0} \text{Im}\{-(r_{ps} + r_{sp})e^{2ik_z d}\} \quad (25)$$

$$S_z^{(\mathbf{H})} = \frac{\mu_0}{2\omega} \text{Im}\langle H_x^* H_y - H_y^* H_x \rangle = \frac{\Theta(\omega, T)}{c^2} \int \frac{k_{\parallel} dk_{\parallel} d\phi}{16\pi^2 k_0} \text{Im}\{(r_{ps} + r_{sp})e^{2ik_z d}\} \quad (26)$$

It follows that the total spin angular momentum density along $\hat{\mathbf{e}}_z$ is always zero. Note that the individual contributions above can be nonzero in presence for $r_{sp} + r_{ps} \neq 0$ which is true for nonreciprocal materials. The above results show that heat and total angular momentum flux rates perpendicular to the surface are always zero at thermal equilibrium. Since this is a thermodynamic requirement, these results prove the consistency of fluctuational electrodynamic theory with thermodynamics.

Calculation of spin density and Poynting flux parallel to the surface

$$\begin{aligned} \epsilon_0 \langle E_y(\mathbf{r}) E_z^*(\mathbf{r}) \rangle &= \frac{\omega \Theta(\omega, T)}{c^2} \int \frac{k_{\parallel} dk_{\parallel} d\phi}{16\pi^2} \left[\frac{1}{k_z} \left(\frac{-k_z k_{\parallel}}{k_0^2} \sin \phi \right) + \frac{1}{k_z^*} \left(\frac{k_z^* k_{\parallel}}{k_0^2} \sin \phi \right) \right. \\ &\quad \left. + \frac{e^{2ik_z d}}{k_z} \left(-r_{sp} \frac{k_{\parallel}}{k_0} \cos \phi - r_{pp} \frac{k_z k_{\parallel}}{k_0^2} \sin \phi \right) + \frac{e^{-2ik_z^* d}}{k_z^*} \left(-r_{ps}^* \frac{k_{\parallel}}{k_0} \cos \phi + r_{pp}^* \frac{k_z^* k_{\parallel}}{k_0^2} \sin \phi \right) \right] \quad (27) \end{aligned}$$

$$\begin{aligned} \epsilon_0 \langle E_z(\mathbf{r}) E_y^*(\mathbf{r}) \rangle &= \frac{\omega \Theta(\omega, T)}{c^2} \int \frac{k_{\parallel} dk_{\parallel} d\phi}{16\pi^2} \left[\frac{1}{k_z} \left(\frac{-k_z k_{\parallel}}{k_0^2} \sin \phi \right) + \frac{1}{k_z^*} \left(\frac{k_z^* k_{\parallel}}{k_0^2} \sin \phi \right) \right. \\ &\quad \left. + \frac{e^{2ik_z d}}{k_z} \left(-r_{ps} \frac{k_{\parallel}}{k_0} \cos \phi + r_{pp} \frac{k_z k_{\parallel}}{k_0^2} \sin \phi \right) + \frac{e^{-2ik_z^* d}}{k_z^*} \left(-r_{sp}^* \frac{k_{\parallel}}{k_0} \cos \phi - r_{pp}^* \frac{k_z^* k_{\parallel}}{k_0^2} \sin \phi \right) \right] \quad (28) \end{aligned}$$

$$\begin{aligned} \mu_0 \langle H_y(\mathbf{r}) H_z^*(\mathbf{r}) \rangle &= \frac{\omega \Theta(\omega, T)}{c^2} \int \frac{k_{\parallel} dk_{\parallel} d\phi}{16\pi^2} \left[\frac{1}{k_z} \left(\frac{-k_z k_{\parallel}}{k_0^2} \sin \phi \right) + \frac{1}{k_z^*} \left(\frac{k_z^* k_{\parallel}}{k_0^2} \sin \phi \right) \right. \\ &\quad \left. + \frac{e^{2ik_z d}}{k_z} \left(-r_{ss} \frac{k_z k_{\parallel}}{k_0} \sin \phi + r_{ps} \frac{k_{\parallel}}{k_0} \cos \phi \right) + \frac{e^{-2ik_z^* d}}{k_z^*} \left(r_{ss}^* \frac{k_z^* k_{\parallel}}{k_0^2} \sin \phi + r_{sp}^* \frac{k_{\parallel}}{k_0} \cos \phi \right) \right] \quad (29) \end{aligned}$$

$$\begin{aligned} \mu_0 \langle H_z(\mathbf{r}) H_y^*(\mathbf{r}) \rangle &= \frac{\omega \Theta(\omega, T)}{c^2} \int \frac{k_{\parallel} dk_{\parallel} d\phi}{16\pi^2} \left[\frac{1}{k_z} \left(\frac{-k_z k_{\parallel}}{k_0^2} \sin \phi \right) + \frac{1}{k_z^*} \left(\frac{k_z^* k_{\parallel}}{k_0^2} \sin \phi \right) \right. \\ &\quad \left. + \frac{e^{2ik_z d}}{k_z} \left(r_{ss} \frac{k_z k_{\parallel}}{k_0} \sin \phi + r_{sp} \frac{k_{\parallel}}{k_0} \cos \phi \right) + \frac{e^{-2ik_z^* d}}{k_z^*} \left(-r_{ss}^* \frac{k_z^* k_{\parallel}}{k_0^2} \sin \phi + r_{ps}^* \frac{k_{\parallel}}{k_0} \cos \phi \right) \right] \quad (30) \end{aligned}$$

$$\begin{aligned} \langle E_y(\mathbf{r}) H_z^*(\mathbf{r}) \rangle &= -k_0 \Theta(\omega, T) \int \frac{k_{\parallel} dk_{\parallel} d\phi}{16\pi^2} \left[\frac{1}{k_z} \frac{-k_{\parallel}}{k_0} \cos \phi + \frac{1}{k_z^*} \frac{-k_{\parallel}}{k_0} \cos \phi \right. \\ &\quad \left. + \frac{e^{2ik_z d}}{k_z} \left(-r_{ss} \frac{k_{\parallel}}{k_0} \cos \phi - r_{ps} \frac{k_z k_{\parallel}}{k_0^2} \sin \phi \right) + \frac{e^{-2ik_z^* d}}{k_z^*} \left(-r_{ss}^* \frac{k_{\parallel}}{k_0} \cos \phi + r_{sp}^* \frac{k_z^* k_{\parallel}}{k_0^2} \sin \phi \right) \right] \quad (31) \end{aligned}$$

$$\begin{aligned} \langle E_z(\mathbf{r}) H_y^*(\mathbf{r}) \rangle &= -k_0 \Theta(\omega, T) \int \frac{k_{\parallel} dk_{\parallel} d\phi}{16\pi^2} \left[\frac{1}{k_z} \frac{k_{\parallel}}{k_0} \cos \phi + \frac{1}{k_z^*} \frac{k_{\parallel}}{k_0} \cos \phi \right. \\ &\quad \left. + \frac{e^{2ik_z d}}{k_z} \left(r_{ps} \frac{k_z k_{\parallel}}{k_0^2} \sin \phi + r_{pp} \frac{k_{\parallel}}{k_0} \cos \phi \right) + \frac{e^{-2ik_z^* d}}{k_z^*} \left(-r_{ps}^* \frac{k_z^* k_{\parallel}}{k_0^2} \sin \phi + r_{pp}^* \frac{k_{\parallel}}{k_0} \cos \phi \right) \right] \quad (32) \end{aligned}$$

Upon integration over angle ϕ for constant terms and cancellation of various other terms, the simplified final expressions for spin densities and flux rates are:

$$S_x^{(\mathbf{E})} = \frac{1}{2\omega} \epsilon_0 \text{Im}[\langle E_y^* E_z - E_z^* E_y \rangle] = \frac{\Theta(\omega, T)}{c^2} \int \frac{dk_{\parallel} d\phi}{16\pi^2} \text{Im} \left[(r_{sp} - r_{ps}) e^{2ik_z d} \frac{k_{\parallel}^2}{k_z k_0} \cos \phi + 2r_{pp} e^{2ik_z d} \frac{k_{\parallel}}{k_0} \sin \phi \right] \quad (33)$$

$$S_x^{(\mathbf{H})} = \frac{1}{2\omega} \epsilon_0 \text{Im}[\langle H_y^* H_z - H_z^* H_y \rangle] = \frac{\Theta(\omega, T)}{c^2} \int \frac{dk_{\parallel} d\phi}{16\pi^2} \text{Im} \left[(r_{sp} - r_{ps}) e^{2ik_z d} \frac{k_{\parallel}^2}{k_z k_0} \cos \phi + 2r_{ss} e^{2ik_z d} \frac{k_{\parallel}}{k_0} \sin \phi \right] \quad (34)$$

$$P_x = k_0 \Theta(\omega, T) \int \frac{dk_{\parallel} d\phi}{16\pi^2} \text{Re} \left[2(r_{ss} + r_{pp}) e^{2ik_z d} \frac{k_{\parallel}^2}{k_z k_0} + (r_{ps} - r_{sp}^*) \frac{k_{\parallel}}{k_0^2} \sin \phi \right] \quad (35)$$

For isotropic media, $r_{sp} = r_{ps} = 0$ and r_{ss}, r_{pp} do not depend on the angle ϕ . Upon integrating over ϕ , all the Poynting flux rates and spin densities in the vicinity of isotropic media are zero. For generic bianisotropic media,

one needs to compute these quantities by integrating over ϕ . We find that for reciprocal bianisotropic media, the flux rates and spin-densities are again zero. While this requires numerical validation by integrating over angle ϕ , it can also be proved based on time-reversal symmetry arguments as discussed in the manuscript. For nonreciprocal media (broken time-reversal symmetry), nonzero heat current and spin angular momentum are expected at thermal equilibrium. We identify them as persistent planar heat current (PPHC) and persistent thermal photon spin (PTPS) in the manuscript. The presence of PTPS and PPHC parallel to the surface does not lead to any thermodynamic contradiction.

* ckhandek@purdue.edu

† zjacob@purdue.edu

[1] L Pitaevskii, L. Landau, and Lifshitz E., *Statistical Physics - Course of Theoretical Physics Vol.9* (Elsevier, 2014).