

Secure Integration of Electric Vehicles with the Power Grid

Chaitra Niddodi*, Shanny Lin⁺, Sibin Mohan*, and Hao Zhu⁺

*University of Illinois at Urbana-Champaign

⁺University of Texas at Austin

Abstract—This paper focuses on the secure integration of distributed energy resources (DERs), especially pluggable electric vehicles (EVs), with the power grid. We consider the vehicle-to-grid (V2G) system where EVs are connected to the power grid through an ‘aggregator’¹. In this paper, we propose a novel *Cyber-Physical Anomaly Detection Engine* that monitors system behavior and detects anomalies almost instantaneously (worst case inspection time for a packet is 0.165 seconds²). This detection engine ensures that the critical power grid component (*viz.*, aggregator) remains secure by monitoring (a) cyber messages for various state changes and *data constraints* along with (b) power data on the V2G cyber network using power measurements from sensors on the physical/power distribution network. Since the V2G system is time-sensitive, the anomaly detection engine also monitors the *timing requirements* of the protocol messages to enhance the safety of the aggregator. To the best of our knowledge, this is the first piece of work that combines (a) the EV charging/discharging protocols, the (b) cyber network and (c) power measurements from physical network to detect intrusions in the EV to power grid system.

Index Terms—Cyber-Physical, Security, Intrusion Detection, Vehicle-to-Grid, Electric Vehicles, Anomaly Detection

I. INTRODUCTION

The power grid is one of the critical infrastructures of a nation. It is a complex cyber-physical system (CPS) often with time sensitive properties. Any problem that affects the power grid can result in damage to life, property or the environment. With increased automation, technological and communication advances, multiple new components and systems are interacting with the grid. Some notable examples are the distributed energy resources (DERs) such as pluggable electric vehicles (EVs), solar arrays, smart homes and industrial building automation systems. With this increased connectivity and plethora of applications comes more opportunities for malicious entities to gain access to critical systems and potentially wreak havoc with essential components of the power grid. Attackers could use the communication channels between the DERs and the power grid to potentially take control of or even shut down critical grid components

There exist multiple challenges in securing power grid systems: (a) the grid has many legacy systems that may not know how to interact, in a secure manner, with the newer applications such as EVs; (b) attacks on edge devices (such

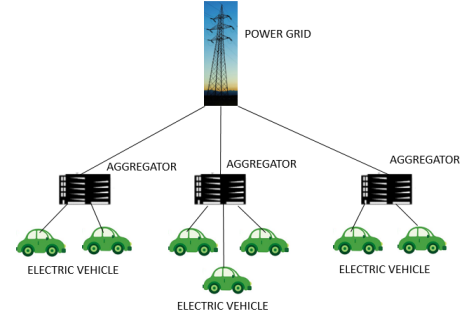


Fig. 1: Conceptual Architecture of a Vehicle-to-Grid (V2G) system. [3]

as DERs) are difficult to detect at the grid level due to the lack of visibility into their operational details; (c) new systems such as the Vehicle-to-Grid (V2G) introduce new components such as EVs, aggregators and electric vehicle supply equipment (EVSEs) to the grid, each of which can have additional vulnerabilities; (d) these systems also introduce new communication paths that raise new issues dealing with coordination among multiple stakeholders and finally (e) new infrastructure must be set up for managing credentials for the new components and their operators. In fact, it is well documented that the power grid is vulnerable to a wide range of attacks [1].

With the increasing number of EVs (*e.g.*, Tesla), the communication complexities in the V2G system have increased. EVs not only participate in drawing current from the grid to charge themselves but they also act as batteries that can discharge to the grid during periods of high power demand [2]. Hence, EVs are fast becoming an important type of DER that closely interact with the grid.

Figure 1 presents a high-level conceptual architecture of the power grid with multiple EVs connected to it. The ‘‘aggregators’’ [4] in this figure are the entities that act as mediators between the end DER systems (the EVs in this case) and the power grid utility system. A single aggregator can manage multiple EVs (usually in close geographic proximity). In the model presented, the aggregator can be a prime target for attackers since (i) it manages multiple EVs and (ii) is also directly connected to the power grid utility system. A successful intrusion at the aggregator

¹Aggregator is the component in the V2G system that connects EVs to the power grid (Fig. 1)

²Minimum latency on V2G network is 2 seconds

level can have serious consequences for the power grid. Therefore, ensuring the security of this critical component (*viz.*, aggregator) is essential to ensure secure integration of DERs such as EVs with the power grid. To this end, we propose a *Cyber-Physical Anomaly Detection Engine* with mechanisms to detect anomalous behavior in aggregators of the V2G system. For our anomaly detection engine, we rely on both the cyber and physical properties of the system. On the cyber side, we focus on the communication protocol in the V2G system to ensure correct operation of the aggregator, while we validate its behavior using the physical side of the system in the form of power measurements.

The main **contributions** of this work are:

- 1) An enumeration of the correct sequences of commands in the V2G communication protocol. This is used to generate an aggregator state machine for our detection engine (§V-A)
- 2) Development of a Cyber-Physical Anomaly Detection Engine that can detect malicious activity at the aggregator level as soon as they occur. The anomaly detection engine monitors communication on the V2G cyber network using power measurements from sensors on the physical/power distribution network (§V-D). It also makes use of *timing constraints* related to frequency of periodic messages (§V-B) and subscription period (§V-C) to differentiate between correct/incorrect system behavior.
- 3) Implementation and evaluation of a prototype of the Cyber-Physical Anomaly Detection Engine (§VI and §VII)

While there are some intrusion detection systems designed for components of the power grid system (as discussed in detail in §IX), to the best of our knowledge there are none that combine cyber and physical properties of the system along with communication standards for EVs. Hence, there is no direct comparison possible while evaluating our cyber-physical anomaly detection engine. Our evaluation consists of measuring the accuracy and performance of our anomaly detection engine as described in §VII. The simple model of our anomaly detection engine enables it to detect anomalies accurately and almost instantaneously.

II. VEHICLE-TO-GRID SYSTEM

Fig.1 shows the conceptual architecture of the V2G system. The main components in this system include EVs, aggregators and the power grid. EVs not only act as loads but can also feed power back to the grid. The EV to power grid operations considered in this paper are (a) charging where EV draws power from the grid, (b) discharging where EV supplies power to the grid during times of peak power demand and helps to reduce the load on the grid

The role of aggregators as mediators between end users (*viz.*, EVs) and the utility operator is particularly useful in coordinating discharging operation. This is because individual EVs have very small power capacities in comparison with the scales of power generation and distribution at the power grid.

Therefore, for efficient discharging operations, a large number of EVs are required. An aggregator manages multiple EVs and helps in efficiently managing these operations [2]. With aggregators acting as intermediaries between the utility power grid operator and the EVs [4], all communication messages between the EVs and the power grid pass through aggregators.

The requirements and specifications for communication between the EVs and the electric power grid are established by the SAE communication standards [5]. SAE J2847/1 standard provides specifications for forward power flow *viz.*, charging operation between the EVs and the power grid [5]. Whereas, SAE J2847/3 standard provides specifications for reverse power flow *viz.*, discharging operation between the EVs and the power grid [5].

Integration of distributed sources of energy such as EVs with the power grid comes with the penalty of making the grid susceptible to a range of cyber-physical attacks. These include large scale attacks if many of these edge devices *viz.*, EVs, are compromised. The growing number of sophisticated attacks (§III), necessitates the need for the *development of an advanced cyber-physical attack detection and resiliency framework*.

III. THREAT MODEL

With reference to the power grid, security issues manifest as safety/reliability concerns where attackers try to bring down system reliability. The attacks in a V2G system can be broadly classified into Network-based attacks and Component-based attacks. *Network-based attacks* are the ones where the V2G communication network is compromised. These include Man-in-the-middle attacks (MITM) that either passively intercept and observe the communication by eavesdropping or actively modify communication by injection, replay or repudiation of traffic. Denial of Service (DoS) attacks on the V2G network include jamming of signals and dropping of packets. For instance, when EVs initially connect to the grid, information such as customer details and location data are exchanged. Eavesdropping on such information compromises customer privacy. As another example, transmitted control commands and updating firmware, software, drivers *etc.* also affect system stability, safety and reliability. Active modification of such traffic has an impact on the functioning of the V2G components [7]. *Component-based attacks* are those attacks where one or more of the components in the V2G system are compromised. These include violation of authentication and/or authorization at the utility system (components of the power grid including aggregators), spoofing of utility system components, compromise of end devices (Electric Vehicles) and Denial of Service (DoS) attacks on utility system components by the exhaustion of resources at aggregator and/or Power Grid. These threats make the V2G sub-system of the power grid highly susceptible to attacks.

Based on the above possible attacks in a V2G system [7]–[9], Tab.I shows the attacks that our Cyber-Physical Anomaly Detection engine focuses on. There have been instances of attacks involving modification of current to cause a fire [10].

TABLE I: Threat Model

No.	Attack	Effect
1	Compromise of EVs and/or network connecting EVs and aggregator to report more power in cyber messages than actually consumed	DOS attacks at the aggregator preventing more EVs from connecting to aggregator
2	Compromise of EVs and/or network connecting EVs and aggregator to report less power in cyber messages than actually consumed	Could cause transformer overheating due to more EVs connecting to aggregator
3	Compromise of EVs and/or network connecting EVs and aggregator to generate messages out of expected sequence	Disrupt the correct functioning of aggregator to cause aggregator instabilities
4	Compromise of EVs to charge/discharge beyond subscription period and/or compromise network connecting EVs and aggregator to generate similar malicious packets	Disrupt the correct functioning of aggregator to cause aggregator instabilities
5	Compromise of EVs and/or network connecting EVs and aggregator to generate periodic messages more or less frequently than expected	Disrupt the correct functioning of aggregator to cause aggregator instabilities

Multiple studies [11], [12] have shown that EVs can offer significant services to improve grid stability. It therefore follows that compromising a large number of EVs and in turn a large number of aggregators using the above attacks (Tab. I) could cause grid instabilities. Hence securing the component that connects EVs to the power grid *viz.*, aggregator is of paramount importance for the safe operation of the power grid.

IV. SYSTEM MODEL

We use the model from literature [4] where aggregators act as intermediaries between the utility (power grid) operator and the EVs.

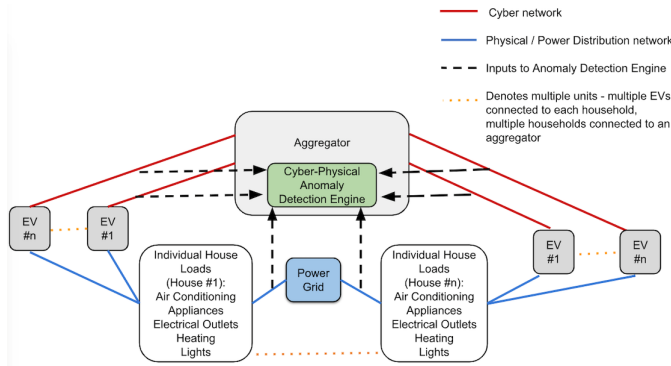


Fig. 2: System Model

Fig.2 highlights the system under consideration along with the various components and relevant connections in the cyber and physical networks. The components include the aggregator and the different types of loads connected to it. Multiple households are connected to the aggregator with multiple EVs connected to each household. The Cyber-Physical Anomaly Detection Engine residing at the aggregator receives inputs from both the cyber as well as physical networks. We assume

a second cyber network connecting the sensors in the physical network / power distribution network to the Cyber-Physical Anomaly Detection Engine in order to receive input power measurements. For the purpose of evaluating the performance of our system, we assume that this second cyber network has similar properties (in terms of bandwidth etc) as the cyber network in the V2G system.

As part of the cyber network, the EVs are the only type of load being considered, i.e., only the packets exchanged between the EVs and aggregator are taken as input for anomaly detection. As part of the physical network, the aggregated profile of all household loads at the entry point is taken as input for anomaly detection. Individual household loads such as air conditioning, appliances, electrical outlets, heating and lighting loads etc. make up the majority of the non-EV loads in the aggregated profile. In this model, we assume that the physical network is not compromised, *i.e.*, we assume power measurements obtained from sensors in the distribution network are genuine.

V. CYBER-PHYSICAL ANOMALY DETECTION ENGINE

We have designed a *Cyber-Physical Anomaly Detection Engine for the aggregator that detects unexpected packets during communication*. This anomaly detection engine uses information from multiple sources to monitor the system as shown in Fig.2. Anomalous incoming packets to the aggregator are dropped thereby ensuring *intrusion tolerance* at the aggregator.

The anomaly detection engine includes (a) message sequence validation (b) message frequency validation (c) subscription period validation and (d) power measurement validation to detect anomalies in system behavior as shown in Fig.3. An anomaly is detected whenever the system deviates from the expected system behavior. Expected system behavior is defined based on the communication standards in the V2G system, as discussed in detail below.

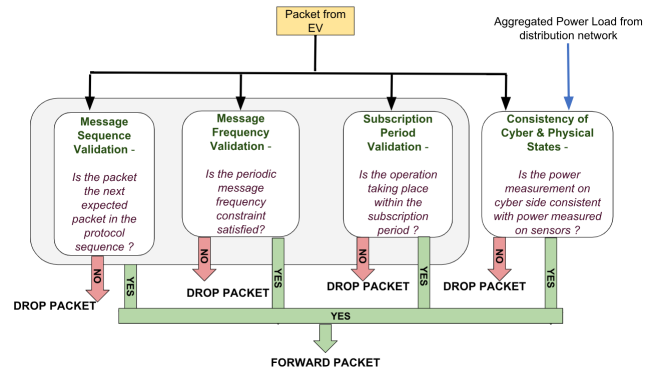


Fig. 3: Components of Cyber-Physical Anomaly Detection Engine

A. Message Sequence Validation

The sequences of messages in incoming packets are validated. To do this, an aggregator state machine is created with

valid states and state transitions. This state machine is based on valid message sequences established by communication standards between the aggregator and the EVs as well as between the aggregator and the power grid. The requirements and specifications for communication between EVs and the electric power grid are established by the SAE J2847/1 standard for forward power flow that includes charging [5], [5] and SAE J2847/3 standard for reverse power flow that includes discharging [5]. A list of valid messages or commands between the aggregator and the EVs as well as the aggregator and the power grid is created. Then a list of valid command sequences formed by these messages is created to verify if the packets coming into and going out of the aggregator follow these valid sequences. These valid messages and message sequences are in accordance with the SAE communication standards.

Since the SAE standards are proprietary, complete details are not provided. However, sufficient details on the types and sequences of messages are provided below in Fig. 4 for a better understanding of our work.

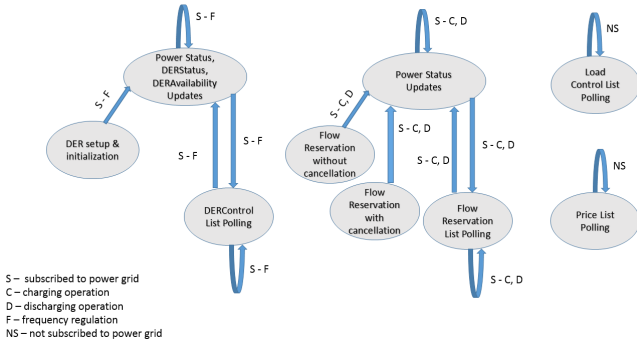


Fig. 4: Sub-states of the aggregator state machine.

Fig. 4 shows the various messages in each of the two EV-grid operations, (a) charging, (b) discharging. It also shows the principal sub-states in the aggregator state machine that are generated from the list of valid command sequences enumerated for the three EV-grid operations. The state diagram captures the various states and state transitions when EVs are subscribed *i.e.*, connected to the power grid (denoted by 'S') as well as when they are not subscribed to the grid (denoted by 'NS'). When subscribed, EVs can be involved in any one of the three aforementioned EV-grid operations. Each state represents a *sequence* of messages. The state transitions in various cases are as follows:

- Subscribed and Charging / Discharging - Flow reservation is the process in which the EV is assigned a subscription period (*i.e.*, period when connected to the grid) for charging/discharging. First, a flow reservation is established. This may be followed by one or more new flow reservations after cancellation of a previously established flow reservation. Once the subscription period begins, the EV starts sending periodic power status updates (*i.e.*, information related to the amount of power drawn) to the grid through the aggregator. In parallel, it

also periodically fetches the flow reservation list from the grid, through the aggregator, to check for any updates in the subscription period.

- Not subscribed - when the EV is not subscribed to the power grid (*i.e.*, not engaged in any of the three EV-grid operations), it periodically fetches updates on pricing and load control related information from the grid to make a decision on when to charge / discharge.

This component of the anomaly detection engine handles attack 3 in Tab.I.

B. Message Frequency Validation

Power grid systems such as V2G system must satisfy certain time related constraints. Our anomaly detection engine monitors incoming packets to ensure that timing constraints are enforced. Periodic messages have a predefined frequency. The frequency of such periodic messages coming into the aggregator are monitored. At the aggregator, the frequency of a given periodic message is monitored by checking the time elapsed between two occurrences of the message. Therefore, it is not required that the clocks at the aggregator and the EVs be synchronized. This component of the anomaly detection engine handles attack 5 in Tab.I.

C. Subscription Period Validation

Message data in the packets coming into the aggregator are validated. Analysis of message data in packets is particularly useful for monitoring the aggregator/EV communication that involves a highly vulnerable edge device *viz.*, the EV. Two important parameters in the EV to power grid communication that are most likely to be tampered by adversaries are:

- the subscription period, that defines the duration of charging/discharging during the respective operations and
- the state of charge (SOC), that defines the percentage of charge in the battery of the connected EV.

Hence, we need to inspect packets to monitor these quantities. During charging and discharging operations, the EV periodically fetches the flow reservation list from the grid while also periodically updating its power status to the grid. The flow reservation list contains the start and end of the subscription period. This data is used to verify that there are no power status updates outside the specified time interval. Power status updates occur only during the subscription period. This component of the anomaly detection engine handles attack 4 in Tab.I.

The power status update messages contain vehicle SOC related information in terms of amount of power drawn. These power measurements are validated against physical power measurements as discussed next.

D. Consistency of Cyber and Physical States

We develop additional security checks to verify the consistency of cyber states with the physical states. Power measurements related to the EV charging load can be obtained from the sensors installed on the power distribution grid. Potential sources for the actual power data include the connected

EV charging equipment, smart meters and distribution line measuring devices. These sensors are assumed to be able to report the instantaneous active power or even complex power readings that are time-stamped for validating the cyber states of EV activities.

To this end, let $P(t)$ denote the active power measurement for time period t , with the time resolution of Δt . We plot a sample daily profile of $P(t)$ for an actual residential home in Fig. 5a, both with and without the EV charging load. The residential home power demand and the EV charging data are obtained from the Pecan Street database at a minute-level sampling rate [13]. As observed from the data, the EV charging load exhibits unique pattern that is different from other residential appliances and devices. First, the EV power demand is at least 3kW and also higher than that of other typical household loads [14]. Based on the observed power profiles from the Pecan Street dataset, only the air-conditioning load has a comparable level of power demand. Second, the EV charging typically lasts for hours at the constant rated power demand level, which is different from the periodic pattern of air-conditioning load. Therefore, for the EV load, there is a noticeable change only at the start and end time points of charging.

To better demonstrate this feature of EV load, we process the power data using a simple high pass filter to determine the rate of change between two consecutive data points, namely $\Delta P(t) = P(t) - P(t - \Delta t)$. To capture the fast change due to EV charging, the sampling rate of the power data needs to be sufficiently high to show that the EV can reach its rated power within two minutes while all other residential loads stay relatively unchanged. If the sampling rate increases, one may need to perform more sophisticated filtering process to recover the EV charging states.

The filtered output for the residential home load with EV charging in Fig. 5a from approximately 3:35 – 6:00 AM is illustrated in Fig. 5b. Note that the negative power in the aggregated load in Fig. 5a is due to PV generation. The first spike in the plot represents the time instant when the EV charging started, reaching its rated power of around 3kW within two minutes. Note that when the charging ended for this 3kW rated EV, its power consumption slowly drops from the rated power and is therefore not noticeable from the filtered output. However, for EVs rated around 6kW or higher from the Pecan Street dataset, the end charging time is more noticeable from the filtered output. Specifically, the 'end charging' characteristics are very similar to the 'start charging' ones as the EV's power consumption drops from its rated power to zero within two minutes. This will result in a negative spike in the filtered output with a magnitude close to its rated power.

The power data spike due to start/end of EV charging can be used to verify the physical state when a packet with power measurement message is detected on the cyber network. Note that if the load profile is at sufficiently high sampling rate, it is unlikely that there is other major load change activity at the start/end time of EV charging. Therefore, the turn-on/-off

events of air-conditioning loads will not confuse the engine with a potential EV activity. If the sampling rate gets slower, it will be necessary to smooth out the non-EV loads in order to determine the power spike from EV charging. Note that this may reduce the confidence in physical state verification part due to the existence of other heavy loading appliances with periodic patterns (*i.e.*, air-conditioning load). This component of the anomaly detection engine handles attacks 1,2 in Tab.I.

We have performed a design space exploration for many combinations of EV and household numbers for the SAE protocol family (Fig. 2). For instance, (*i*) it can handle multiple EVs at a single household even if they start charging at the same instance of time. In which case, the total power consumed by these EVs is used to validate consistency on cyber and physical sides (*ii*) it can detect even if an EV stops charging partway before reaching 100%

VI. IMPLEMENTATION

To evaluate the anomaly detection engine, we implemented a prototype in Python2.7 on the Intel i7 NUC platform [6] with specifications as follows:

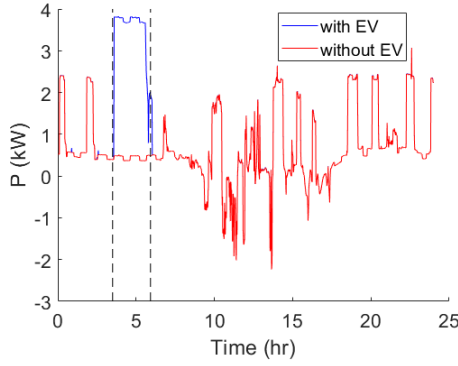
- Platform - Intel i7 NUC
- Processor - Intel(R) Core(TM) i7-7567U CPU @ 3.5 GHz, 4 cores
- Memory - 32 GB RAM, 128 GB HDD
- Operating System - Ubuntu 16.04

The algorithm for anomaly detection is as shown in Algorithm 2 in Appendix. The engine inspects all the received packets from EVs and filters out the malicious ones. To handle multiple EVs at an aggregator, there are multiple instances of packet inspection that execute in parallel, each instance monitoring a single EV. The source EV of each received packet is first identified based on its IP address and the packet is then passed onto the corresponding instance of packet inspection (Algorithm 3 in Appendix). Based on the output from the packet inspection module, the packet is either dropped or output. The algorithm for packet inspection as detailed in §V is shown in Algorithm 4 in Appendix.

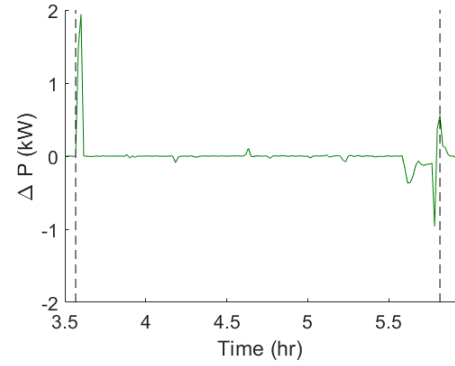
Algorithm 6 in Appendix is used to validate the consistency of the cyber and physical states by detecting anomalies in the EV charging. To detect the EV chrg state from just the aggregated load perspective, we first pass the aggregated load through a high pass filter described in Algorithm 5 in Appendix. Next, Algorithm 1 in Appendix is used to determine the EV 'chrg state' by searching for a ΔP within an acceptable range of EV rated power that corresponds to a 'start charging' or 'stop charging' event.

VII. EVALUATION

Our focus is to secure the aggregator, a critical component of the V2G system, thereby increasing the reliability and the resiliency of such systems against cyber attacks. Power grid systems are often time-sensitive. Therefore, our goal is to not only detect anomalies accurately but to also do so as soon as a malicious network packet arrives at the aggregator. The anomaly detection engine is placed at the aggregator in the



(a) Load profile of a residential home with and without the EV charging load.



(b) Filtered output of the total EV included load in Fig. 5a during the EV charging period.

Fig. 5: Power profiles

V2G system as shown in Fig. 2. This makes it important to ensure that it does not introduce significant delay to the packet transfer rate at the aggregator. We evaluate the prototype of our anomaly detection engine for both accuracy and performance:

- 1) **Accuracy** is measured in terms of *false positives* and *false negatives*.
- 2) **Performance** is measured in terms of *average* and *worst case* time taken by the anomaly detection engine to inspect one packet and compared with minimum network latency.

Note that as mentioned previously, since there are no existing anomaly detection engines to the best of our knowledge that combine cyber and physical properties along with communication standards for this type of system (§IX), direct comparisons are not possible.

Power Data for EV Charging - Packets on the cyber network are generated based on EV power profile data for charging obtained from the Pecan Street database at a minute-level sampling rate [13]. This data consists of timestamps and corresponding power measurements with respect to each EV, from which all required information (such as subscription period) for packet generation can be extracted.

Power Data for EV Discharging - Using the above EV charging data, we formulated the data for EV discharging based on efficiency formulas from paper [15]. From equation (12) in the reference paper [15], the magnitude of EV charging/discharging power from/to the power grid is described as follows

$$|P_{grid}| = \begin{cases} \frac{EV_{rated}}{\eta_1} = |P_c| \\ EV_{rated} * \eta_2 = |P_d| \end{cases} \quad (1)$$

EV_{rated} is the rated EV power, η_1 is charging efficiency, η_2 is discharging efficiency, $|P_c|$ is the magnitude of EV charging power and $|P_d|$ is the magnitude of EV discharging power. Using algebraic manipulation and substituting EV_{rated} , we obtain the magnitude of EV discharging power as a function of EV charging power. From the reference paper [15], we obtain

the charging and discharging efficiencies in Table II as 0.92 and 0.92 respectively. Plugging these values into the previous equation, we get the magnitude of the EV discharging power is approximately 85% of the EV charging power.

$$|P_d| = |P_c| * \eta_1 * \eta_2 = |P_c| * 0.92 * 0.92 = |P_c| * 0.846 \quad (2)$$

Currently, there are no EVs/EVSEs that support the SAE J2847/1 and SAE J2847/3 standards since these communication standards are still in the process of development. There has been significant effort towards making the real world implementation of SAE standards feasible [16], [17]. Once these standards are implemented, our anomaly detection engine can be easily integrated with them. Therefore, to test our anomaly detection engine, we generate packets with custom HTTP payloads according to specifications provided by SAE communication standards [5]. The simulation is carried out on an Intel i7 NUC (§VI). Further details on how the packets are generated are provided below.

A. Accuracy

Testcases to test for false positives are generated based on certain ground truth and testcases to test for false negatives are obtained by modifying the former testcases to introduce various kinds of anomalies.

Message Sequence Validation - The ground truth for testcase generation here is the SAE standards [5]. (a) Testcases for false positives include all possible valid sequences consisting of parallel as well as repeating sequences. Due to the possibility of a lot of valid variations, there is a large number of these test cases. For instance, consider the charging operation. As shown in Fig. 4, first a flow reservation with or without cancellation is performed (note the existence of two possibilities already). Then the EV starts sending periodic power updates to the grid during its subscription period for charging. In parallel, the EV also periodically fetches the flow reservation list from the grid. Periodic messages give rise to repeating sequences and increase the number of possible valid

variations. Similarly, parallel sequences of messages (power updates and fetching of flow reservation list in this case) also increase the number of possible valid variations. This is because one or more messages from a parallel sequence (say, power updates in this case) can arrive anywhere between messages in a related parallel sequence (fetching of flow reservation list in this case). The sequence to which the message belongs is identified using the message data. (b) Testcases for false negatives were generated by randomly placing invalid packets amidst valid sequences.

Message Frequency Validation - The ground truth for testcase generation here is again the SAE standards [5]. (a) Testcases for false positives consisted of packets with expected message periodicities. (b) Testcases for false negatives consisted of packets containing messages with periodicities different (*i.e.*, periodicities lower and higher than expected values) from expected values as specified in the SAE standards [5].

Subscription Period Validation - The ground truth here is based on the data obtained from the Pecan Street database [13]. (a) Testcases for false positives consisted of packets with subscription periods consistent with the aforementioned data. (b) Testcases for false negatives consisted of packets with inconsistencies where the actual subscription period was different from previously agreed upon subscription period, *i.e.*, the arrival time of packets containing power status updates were modified so as to be different from the time intervals specified in packets containing the flow reservation list.

Consistency of Cyber and Physical States - We have a high certainty on detecting the stop charging time for EVs with higher rated power versus EVs with lower rated power for two reasons. The first is that the stop charging characteristic for higher rated EVs is very similar to the start charging characteristics of EVs except that it will drop from its rated power to zero within two minutes. The lower rated EVs take longer than two minutes to stop charging so there will not be a noticeable negative spike in the filtered load sequence. The second reason is that the higher rated EVs are less sensitive to non-EV loads changes. For instance, if an 1.5kW AC unit starts/stops around an EV start/stop event, it will effect the total ΔP of two consecutive time stamps. In the worst case scenario, the AC will reach its rated power within one minute. The AC rated power is 50 percent of an EV rated at 3kW which will force ΔP out of the acceptable range of start/stop charging values. The AC rated power is only 25 percent of an EV rated at 6kW, however, ΔP will usually be barely within range of acceptable start/stop charging values making higher rated EVs less sensitive to non-EV load changes. The ground truth here is again based on the power data obtained from the Pecan Street database [13]. (a) Testcases for false positives consisted of packets with power measurements consistent with this data. During steady state charging, the EV power should not vary beyond $\pm 0.5kW$ in the worst case scenario. Any power measurement beyond this range is considered anomalous. (b) Testcases for false negatives makes use of this fact, *i.e.*, it consists of packets

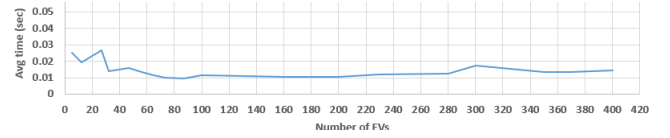


Fig. 6: Performance of the Anomaly Detection Engine

with inconsistencies with respect to power measurements, *i.e.*, power measurements were varied to be above and below this permissible range of $\pm 0.5kW$.

Result - There were no false positives or false negatives detected in any of the anomaly detection engine components

B. Performance

Minimum network latency - According to the smart grid communication requirements specified by the Department of Energy, the minimum network latency with reference to Electric Transportation is 2 seconds [18]

Worst case time taken - We compare the worst case time taken by the anomaly detection engine to inspect a packet with the minimum network latency to determine whether or not the anomaly detection engine introduces significant delay. The worst case time taken to inspect a packet is when it goes through the longest datapath in the anomaly detection engine. The 99.9th percentile worst case time is 0.165 seconds.

Average time taken - In this evaluation, the total number of EVs that are simultaneously handled by the aggregator has been varied (up to a maximum of 400) based on literature [19]. As shown in Fig. 2, there are multiple households connected to a single aggregator with (possibly) multiple EVs connected to each household. The power measurements originally obtained from the Pecan Street database [13]) contains individual EV loads as well as the corresponding aggregated loads at households where one household has just one EV associated with it. We have modified this power data as follows: (i) In order to simulate multiple EVs connected to each household, we first assign charging/discharging start times to include situations where multiple EVs at one household start to charge/discharge either at the same instance of time or at different instances of time. Then, we compute the operation end times while keeping the duration of operation unchanged. Note that we are only modifying the charging/discharging start times for EVs *i.e.*, we are just sliding the EV charging/discharging duration windows (Algorithm 7 in Appendix). (ii) To simulate multiple such households being simultaneously connected to the aggregator, we replicated the power data per household. The average time taken by the anomaly detection engine to inspect a packet is approximately 0.014 seconds as shown in Fig. 6. Tab. II summarizes these results.

TABLE II: Performance of Anomaly Detection Engine

Minimum Network Latency	Worst case per packet inspection time	Average per packet inspection time
2 seconds	0.165 seconds	0.014 seconds

As stated previously (§IV), we assume that the cyber network connecting physical network sensors to the anomaly detection engine has similar properties (in terms of bandwidth etc) as the cyber network in the V2G system. Therefore, the individual EV power measurements on the V2G cyber network and the corresponding aggregated power measurements on the sensor cyber network are received by the anomaly detection engine simultaneously (*i.e.*, without any delay).

VIII. DISCUSSION

As seen from the results in Tab. II, the worst case time to inspect a packet *i.e.*, *0.165 seconds* is lesser than the minimum network latency, *i.e.*, 2 seconds. Therefore, our anomaly detection engine detects malicious packets almost instantly without introducing significant delay at the aggregator.

We have tested for false positives and false negatives to validate the accuracy of our prototype. The lack of false positives and false negatives merely show that the state machine is correctly implemented. It is important to note that this evaluation is carried out based on the previously stated assumption that the physical state of the system is not compromised, *i.e.*, power measurements from sensors are genuine. If this is not true, then an attacker can tamper with the cyber and physical states of the system so as to obtain consistency and conceal attack from the anomaly detection engine.

In all of our validation techniques, the consistency of data obtained from one source is verified against data obtained from a different source as explained next. This makes it more difficult to tamper with the data so as to produce false consistencies. In case of Message Sequence Validation and Message Frequency Validation, packets are verified against information obtained from the communication standards documentation. For validating consistency of Cyber and Physical States, power data reported in cyber messages is validated against physical power measurements. In case of Subscription Period Validation, subscription period related data is validated using messages from the power grid side of communication that contain flow reservation list and messages from the EV side of communication that contain power status updates.

If the aggregator/anomaly detection engine restarts unexpectedly (and it is assumed that all of the previous state information is lost) while some EVs are actively connected to the grid, then the effect on various components of the anomaly detection engine is as follows:

- **Consistency of Cyber and Physical States** - this verification continues unhindered, *i.e.*, inconsistencies in power measurements can be detected instantaneously from the time the engine restarts
- **Message Sequence Validation** - instantaneous detection of sequence related anomalies after restart is not possible until the state machine receives enough packets to learn the current EV-grid operation. This is due to the fact that many EV-grid operations have overlapping sub-sequences in their communication messages

- **Message Frequency Validation** - excluding the first periodic message packet arriving after restart, frequency validation can be performed on all the following periodic message packets
- **Subscription Period Validation** - if we assume that the packets containing subscription period related details arrived at the anomaly detection engine before restart and the engine has lost this state information after restart, subscription period validation is not possible for the on-going EV connection. However, this validation proceeds unhindered *i.e.*, instantaneously if the subscription period related packets arrive after engine restart

IX. RELATED WORK

There has been a wide range of attacks on the power grid that has triggered research towards securing its various components such as the advanced metering infrastructure (AMI) and smart inverters. Examples of intrusion detection systems for cyber-physical systems include the work on securing the advanced metering system by using specification based intrusion detection [20]. This IDS monitors the cyber state of the system by observing traffic among access points and meters at various layers to ensure expected behavior. We use similar techniques to monitor the cyber state of a V2G aggregator. In addition, we also check for consistency of cyber and physical states of the system.

Apart from the various components of the power grid, the distribution networks have also received attention. The paper by Liao et al [21] focuses on enhancing power grid security by using micro-synchrophasors as a tool to monitor and manage distribution networks. The high fidelity, time-synchronized phase angle and voltage magnitude data obtained from micro-synchrophasors helps track events originating at local distribution. This work is similar to our work in that it uses data from sensors for monitoring. However, in addition to using sensor readings, our anomaly detection engine also monitors other data constraints related to the communication protocol specifications along with timing constraints related to message frequencies and subscription periods.

With increase in number of DERs being integrated with the power grid, there has been effort in the direction of securing these DERs [22]. The paper discusses the architecture of cyber-physical power system with penetration of DERs, analyzes related cyber security challenges, summarizes important attack scenarios and proposes a DER resilience analysis methodology to prevent, detect and respond to attacks. The paper provides a generalized analysis for DERs. However, specific DERs have their own challenges. Our work focuses on a specific DER, *i.e.*, EVs.

With respect to the V2G system, implementation and optimization have so far received a lot of focus. The paper by Guille et al [23] discusses a framework to integrate EVs with the power grid. The paper by Mal et al [24] focuses on optimizing the charging operation in the V2G system and thereby efficiently balancing the load on power grid. However, attention has recently shifted towards the security of EVs in the

power grid. Chen et al [25] propose an efficient and secure authentication scheme for V2G networks that preserves privacy. The authentication scheme provides anonymity in the V2G network. The paper focuses on securing the communication of EVs in the V2G system of power grid. On the other hand, our work focuses on securing the aggregator, an important component of the V2G system, by increasing its resiliency to attacks.

There is some related work on identifying EV charging profiles for improving power distribution system operations. The statistical characteristics of EV's state-of-charge or the duration of charging period have been studied in [26], [27] by analyzing a fleet of EV charging profiles. More recently, a deep learning approach has been proposed in [28] to extract the EV charging profile from the aggregated household demand as a load disaggregation problem. However, we use a similar filtering mechanism but for a different purpose, *i.e.*, anomaly detection to ensure security. We have developed a simple approach for estimating EV charging status that is very suitable for real-time implementation needs of the proposed anomaly detection engine. Interesting future work opens up on investigating the potential trade-offs between accuracy and computational complexity for the task of determining EV charging activity from aggregated load data.

X. CONCLUSION

In this work, we have presented a novel architecture of a Cyber-Physical Anomaly Detection Engine that captures the cyber and physical properties of the system along with the related communication standards to define correct system behavior. The simple model of our anomaly detection engine demonstrates that accurate and almost instantaneous detection of anomalies is feasible. Although our prototype Cyber-Physical Anomaly Detection Engine is based on SAE standards of communication for V2G system, this architecture can be extended to other communication standards for other DERs as well.

REFERENCES

- [1] Nescor, "Electric sector failure scenarios and impact analyses version 3.0", 2015.
- [2] M. A. Rahman, F. Mohsen, and E. Al-Shaer, "A formal model for sustainable vehicle-to-grid management," *SEGS '13 Proceedings of the first ACM workshop on Smart energy grid security*, 2013.
- [3] C. Niddodi, S. Mohan, and T. Yardley, "Securing electric vehicles in the power grid," in *Proceedings of 29th Euromicro Conference on Real-Time Systems (ECRTS17) Work-in-Progress Session*, 2017.
- [4] L. Gkatzikis, I. Koutsopoulos, and T. Salonidis, "The role of aggregators in smart grid demand," *IEEE Journal on Selected Areas in Communications*, 2013.
- [5] "https://www.sae.org/standards/development/sae-involvement-smart-grid."
- [6] "https://www.intel.com/content/www/us/en/products/boards-kits/nuc/kits/nuc7i7bnh.html"
- [7] R. Falk, S. Fries, "Security Considerations for the Electric Vehicle Charging Infrastructure," *IARIA Conference SECURWARE*, 2012.
- [8] Y. Zhang, S. Gjessing, H. Liu, H. Ning, L. T. Yang, and M. Guizani, "Securing vehicle-to-grid communications in the smart grid," *IEEE Wireless Communications*, 2013.
- [9] N. Saxena, S. Grijalva, V. Chukwuka, and A. V. Vasilakos, "Network security and privacy challenges in smart vehicle-to-grid," *IEEE Wireless Communications*, 2016.

- [10] "https://threatpost.com/electric-vehicle-charging-stations/139958/."
- [11] W. Kempton and J. Tomic, "Vehicle-to-grid power fundamentals: calculating capacity and net revenue," in *Journal of Power Sources*, 2005.
- [12] W. Kempton and J. Tomic, "Vehicle-to-grid power implementation: from stabilizing the grid to supporting large-scale renewable energy," in *Journal of Power Sources*, 2005.
- [13] "https://dataport.cloud/."
- [14] H. Estes, S. Santoso, and G. Fisher, "Analysis of high-resolution electric vehicle charging on time-of-use grid demands," *IEEE Power & Energy Society General Meeting*, 2015.
- [15] L. Gkatzikis, I. Koutsopoulos, and T. Salonidis, "Decentralized vehicle-to-grid control for primary frequency regulation considering charging demands," *IEEE Transactions on Power Systems*, 2013.
- [16] "https://www.pnnl.gov/main/publications/external/technical_reports/pnnl-20913.pdf."
- [17] "Sae standards for evs," https://www.energy.gov/sites/prod/files/2014/03/f13/vss053_bohn_2013_o.pdf.
- [18] "https://www.energy.gov/gc/downloads/communications-requirements-smart-grid-technologies"
- [19] A. Y. Lam, K. Leung, and V. O. Li, "Capacity estimation for vehicle-to-grid frequency regulation services with smart charging mechanism," *arXiv:1410.1282v4 [cs.SY]*, 2015.
- [20] R. Berthier, W. H. Sanders, and H. Khurana, "Specification-based intrusion detection for advanced metering infrastructures," in *PRDC*, 2011.
- [21] A. L. Liao, E. M. Stewart, and E. C. Kara, *Micro-synchrophasor data for diagnosis of transmission and distribution level events*. in Transmission and Distribution Conference and Exposition (T and D), IEEE/PES, 2016.
- [22] J. Qi, A. Hahn, X. Lu, J. Wang, and C. Liu, "Cybersecurity for distributed energy resources and smart inverters," in *IET Cyber-Physical Systems: Theory and Applications*, 2016.
- [23] C. Guille and G. Gross, "A conceptual framework for the vehicle-to-grid (v2g) implementation," *Energy Policy*, 2009.
- [24] S. Mal. et al, *Electric vehicle smart charging and vehicle-to-grid operation*. International Journal of Parallel Emergent and Distributed Systems, 2012.
- [25] J. Chen, Y. Zhang, and W. Su, *An anonymous authentication scheme for plug-in electric vehicles joining to charging/discharging station in vehicle-to-grid (v2g) networks*. China Communications, 2015.
- [26] W. Su and M.-Y. Chow, "Performance evaluation of an eda-based large-scale plug-in hybrid electric vehicle charging algorithm." *IEEE Trans. Smart Grid*, 2012.
- [27] K. Qian, C. Zhou, M. Allan, and Y. Yuan, "Modeling of load demand due to ev battery charging in distribution systems," *IEEE Transactions on Power Systems*, 2011.
- [28] S. Wang, L. Du, J. Ye, and D. Zhao, "Robust identification of ev charging profiles," in *2018 IEEE Transportation Electrification Conference and Expo (ITEC)*. IEEE, 2018.

Algorithm 1 EV Chrg State Identification

```

1: Input: Output sequence of High_Pass_Filter, EV rated power
2: Output: EV charge state sequence
3: //Determine initial chrg state from EV load profile: 1 - charging, 0 - not charging
4: if High EV rated power then
5:   if EV load power is within steady state power range then
6:     set initial chrg state to 1
7:   else
8:     set initial chrg state to 0
9:   end if
10:  for i in filtered load sequence do
11:    //EV is currently not charging
12:    if previous chrg state = 0 then
13:      //Look for EV charging event
14:      if current filtered data point > 0 then
15:         $\Delta P$  = current filtered load point + next filtered load point
16:        if  $\Delta P$  is within an acceptable range of EV rated power then
17:          //EV charging event detected
18:          set chrg state to 1
19:        else
20:          set chrg state to 0
21:        end if
22:      end if
23:    else
24:      //previous chrg state = 1, look for stop charging event
25:      if current filter data point < 0 then
26:         $\Delta P$  = current filtered load point + previous filtered load point
27:        if  $\Delta P$  is within acceptable negative range of EV rated power then
28:          //EV stop charging event detected
29:          set chrg state to 0
30:        else
31:          set chrg state to 1
32:        end if
33:      else
34:        set chrg state to 1
35:      end if
36:    end if
37:  end for
38: else
39:   //Lower EV rated power
40:   for i in filtered load sequence do
41:     if current filter data point > 0 then
42:        $\Delta P$  = current filtered load point + next filtered load point
43:       if  $\Delta P$  is within an acceptable range of EV rated power then
44:         //EV charging event detected
45:         //Stop charging event cannot be detected - set a constant charging time period
46:         for t in constant charging time period do
47:           set chrg state to 1
48:         end for
49:       else
50:         set chrg state to 0
51:       end if
52:     end if
53:   end for
54: end if

```

Algorithm 2 Cyber-Physical Anomaly Detection Engine

```

1: Input: All packets from EVs
2: Output: Benign packets from EVs
3: Spawn 'n' instances of Packet_Inspection module
4: for packet in packets do
5:   instance_i := Packet_Identification(packet)
6:   if instance_i  $\neq$  -1 then
7:     //Call ith instance of Packet_Inspection
8:     anomalous := Packet_Inspection(packet)
9:     if anomalous then
10:      drop packet
11:    else
12:      output packet
13:    end if
14:  else
15:    drop packet
16:  end if
17: end for

```

Algorithm 3 Packet Identification

```

1: Input: Packet
2: Output: Instance of Packet_Inspection module
3: //Determine to which instance of Packet_Inspection module does packet belong
4: for i in instances do
5:   //Checking src and dst IP addresses
6:   if packet IP equals IP monitored by i then
7:     return i
8:   else
9:     if i is free then
10:      set monitoring IP of i to packet src IP and return i
11:    else
12:      return -1
13:    end if
14:  end if
15: end for

```

Algorithm 4 Packet Inspection

```
1: Input: Packet
2: Output: Packet is anomalous or not
3: if no packet received until timeout then
4:   transition to idle state
5: else
6:   //Message Sequence Validation
7:   if packet.payload matches expected packet.payload in
      current state then
8:     //Message Frequency Validation
9:     if (packet.arrivalTime - packet.lastArrivalTime) satis-
       fies frequency constraints then
10:      update packet.lastArrivalTime
11:    else
12:      raise anomaly - inconsistent frequency
13:    end if
14:    //Subscription Period Validation
15:    if current time in subscription period and
       packet.payload contains power status update
       then
16:      pass
17:    else
18:      raise anomaly - invalid subscription
19:    end if
20:    //Cyber and Physical States Consistency Validation
21:    match:=Power_Validator(packet.power,
       packet.timestamp, packet.srcIP)
22:    //if power reported in packet matches filtered EV
       power from aggregated load power
23:    if match is True then
24:      pass
25:    else
26:      raise anomaly - inconsistent power
27:    end if
28:    transition to next state
29:  else
30:    raise anomaly - unexpected packet
31:  end if
32: end if
33: if anomaly raised then
34:   return anomalous
35: else
36:   return not anomalous
37: end if
```

Algorithm 5 High Pass Filter

```
1: Input: Aggregated load sequence
2: Output: Filtered aggregated load sequence
3: for i in aggregated load sequence do
4:   i in filtered aggregated load sequence = i in aggregated
       load sequence + i-1 in aggregated load sequence
5: end for
```

Algorithm 6 Power Validator

```
1: Input: packet.Power, packet.timestamp, packet.srcIP
2: Output: True/False - Cyber and Physical States Consis-
      tency Validation
3: //chrg state: 0 - not charging, 1 - charging
4: //Determine max and min steady state charging power for
   packet.srcIP
5: //Determine chrg state from output of
   EV_Chrg_State_Identification at packet.timestamp
   for packet.srcIP
6: if chrg state is 0 then
7:   //No EV charging for given packet.timestamp
8:   return 0
9: else
10:  //chrg state is 1
11:  if packet.power < min steady sate charging power for
      packet.srcIP then
12:    if this is the first packet sent then
13:      //EV could be in the process of reaching its rated
       power
14:      return 1
15:    else
16:      return 0
17:    end if
18:  else if packet.power is within the range of max and min
      steady state power for packet.srcIP then
19:    return 1
20:  else
21:    return 0
22:  end if
23: end if
```

Algorithm 7 Household Load Generator

```
1: Input: household power profiles without EVs, individual
      EV power profiles, EV charging start times
2: Output: new household aggregated power profiles includ-
      ing EVs, new individual EV power profiles
3: for all EVs do
4:   if i-th EV is chosen to be included in household then
5:     for all charging events of EV do
6:       new EV charge end time = new EV charge start
          time + (old EV charge end time - old EV charge
          start time)
7:     end for
8:     generate aggregated household power profile by
       adding new EV power profile to household power
       profile without EVs
9:   end if
10: end for
```
