

Spin-polarization effects of an ultrarelativistic electron beam in an ultraintense two-color laser pulse

Huai-Hang Song,^{1,2} Wei-Min Wang,^{3,1,*} Jian-Xing Li,^{4,†} Yan-Fei Li,⁴ and Yu-Tong Li^{1,2,5}

¹Beijing National Laboratory for Condensed Matter Physics, Institute of Physics, CAS, Beijing 100190, China

²School of Physical Sciences, University of Chinese Academy of Sciences, Beijing 100049, China

³Department of Physics, Renmin University of China, Beijing 100872, China

⁴MOE Key Laboratory for Nonequilibrium Synthesis and Modulation of Condensed Matter, School of Science, Xi'an Jiaotong University, Xi'an 710049, China

⁵Songshan Lake Materials Laboratory, Dongguan, Guangdong 523808, China

(Dated: May 3, 2019)

Spin-polarization effects of an ultrarelativistic electron beam head-on colliding with an ultraintense two-color laser pulse are investigated comprehensively in the quantum radiation-dominated regime. We employ a Monte Carlo method, derived from the recent work of [Phys. Rev. Lett. **122**, 154801 (2019)], to calculate the spin-resolved electron dynamics and photon emissions in the local constant field approximation. We find that electron radiation probabilities in adjacent half cycles of a two-color laser field are substantially asymmetric due to the asymmetric field strengths, and consequently, after interaction the electron beam can obtain a total polarization of about 11% and a partial polarization of up to about 63% because of radiative spin effects, with currently achievable laser facilities, which may be utilized in high-energy physics and nuclear physics. Moreover, the considered effects are shown to be crucially determined by the relative phase of the two-color laser field and robust with respect to other laser and electron beam parameters.

I. INTRODUCTION

As one of the intrinsic properties carried by electrons, the spin has been extensively studied and utilized in the high-energy physics [1–3], materials science [4], and plasma physics [5, 6]. As known, the relativistic polarized electrons are commonly generated via two methods. The first extracts polarized electrons from a photocathode [7] or spin filters [8–10], and then employs a conventional accelerator or a laser wakefield accelerator [11] to accelerate them into the relativistic realm. The second directly polarizes a relativistic electron beam in a storage ring via using the radiative polarization effect (Sokolov-Ternov effect) [12–16]. However, the latter typically requires a long polarization time of about minutes~hours because of the low static magnetic field at the Tesla scale.

Recently, the rapid development of ultrashort (duration ~ tens of femtoseconds) ultraintense (peak intensity ~ 10^{22} W cm⁻², and the corresponding magnetic field ~ 4×10^5 Tesla) laser techniques [17, 18] is providing opportunities to investigate electron polarization effects in such strong laser fields, analogous to the Sokolov-Ternov effect. A plenty of theoretical works have been performed in nonlinear Compton scattering, e.g., see [19–23] and the references therein. However, only a small polarization can be obtained in a monochromatic laser field [24] or a laser pulse [25]. A setup of strong rotating electric fields [26, 27] shows a rather high polarization, when the electrons are trapped at the antinodes of the electric field. Unfortunately, this case may only occur for linearly polarized laser pulses of intensities $\geq 10^{26}$ W cm⁻² [28], which is much beyond current achievable laser intensities. Recently, a scheme with an elliptically polarized laser pulse has been proposed to split the electrons with different spin polarizations through

spin-dependent radiation reaction [29], and consequently, to reach a polarization above 70%. Also, a similar setup can be used to generate a positron beam with a polarization up to 90% due to asymmetric spin-dependent pair production probabilities [30].

Previous works indicate that the total polarization of all electrons in monochromatic laser pulses are negligible because of the symmetric laser field. In other words, asymmetric laser fields may result in a considerable polarization. The well-known asymmetric two-color laser configuration has been widely adopted in generation of Terahertz radiation [31–34], high harmonic wave generation [35, 36], and laser wakefield acceleration [37]. Recently, it is also proposed to generate polarized positron beams through multiphoton Breit-Wheeler pair production [38]. However, employing such two-color laser configuration to directly polarize the ultrarelativistic electron beam via nonlinear Compton scattering is still an open challenge.

In this work, the polarization effects of an ultrarelativistic electron beam head-on colliding with a currently achievable ultraintense two-color laser pulse are comprehensively investigated in quantum radiation-dominated regime (see the interaction scenario in Fig. 1). During the interaction, the radiation probabilities of electrons in the positive and negative half cycles of the two-color laser field are substantially asymmetric. Thus, after interaction considerable total polarization and partial polarization can be obtained. We find that the relative phase ϕ of the two-color laser pulse is crucial to determine the polarization effects. In particular, when $\phi = \pi/2$, the laser field strengths in negative half cycles are much higher than those in the positive cycles, and consequently, more photons of higher energies are emitted in the negative half cycles. Accordingly, the electron spins more probably flip to the direction antiparallel to the laser magnetic field in the electron's rest frame, assumed to be the instantaneous spin quantization axis (SQA) [29], and those electrons have lower remaining energies due to radiation-reaction effects [40]. As ϕ changes, the considered

* weiminwang1@ruc.edu.cn

† jianxing@xjtu.edu.cn

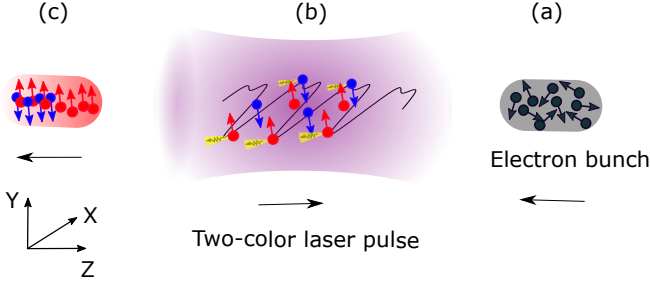


FIG. 1. The interaction scenario of an ultrarelativistic electron beam head-on colliding with an ultraintense two-color laser pulse. (a) An unpolarized electron beam propagates along the $-z$ direction, which can be obtained from a laser wakefield accelerator. (b) The interaction between the electron beam and the two-color laser pulse, polarizing along x axis and propagating along $+z$ direction, results in photon emissions and spin-flip transitions of the electrons. (c) A transversely polarized (in y axis) electron beam can be achieved after interaction. The black-random [in (a)], red-up, and blue-down arrows [in (b) and (c)] indicate the unpolarized, spin-up, and spin-down electrons with respect to $+y$ direction, respectively. The violet curve and the yellow signs with black lines in (b) indicate the two-color laser field and emitted photons, respectively.

effects are weakened until complete disappearance in the case of $\phi = 0$. Moreover, the impacts of the laser and electron beam parameters on the considered effects are studied, and optimal parameters are analyzed.

This paper is organized as follows. Section II presents the employed Monte Carlo simulation model. In Sec. III, the polarization effects of the ultrarelativistic electron beam in the two-color laser pulse are shown and analyzed, and the impacts of the laser and electron beam parameters on the polarization effects are also investigated. Finally, a brief summary is given in Sec. IV.

II. THE THEORETICAL MODEL

The quantum electrodynamics (QED) effects in the strong field are governed by the dimensionless and invariant QED parameter $\chi \equiv (e\hbar/m^3c^4)\sqrt{-|F_{\mu\nu}p^\nu|}$ [41], where $F_{\mu\nu}$ is the field tensor, p^ν the electrons 4-momentum, and the constants \hbar , m , e and c are the reduced Planck constant, the electron mass and charge, and the velocity of light, respectively. The normalized laser field amplitude parameter $\xi \equiv eE_0/(mc\omega_L) \gg 1$ and the QED parameter $\chi \lesssim 1$ are considered to ensure that the coherence length of the photon emission is much smaller than the laser wavelength [41]. Here E_0 and ω_L are the laser field amplitude and angular frequency, respectively. The spin-dependent probability of photon emission in the local constant field approximation can be written (summed up by photon polarization and electron spin after photon emission) as [29, 42]

$$\frac{d^2\overline{W}_{rad}}{dudt} = \frac{\alpha m^2 c^4}{\sqrt{3}\pi\hbar\varepsilon_e} \left[\left(1 - u + \frac{1}{1 - u}\right) K_{2/3}(y) - \int_y^\infty K_{1/3}(x)dx - (\mathbf{S}_i \cdot \boldsymbol{\zeta})uK_{1/3}(y) \right], \quad (1)$$

where K_ν is the modified Bessel function of the order of ν , $y = 2u/[3(1 - u)\chi]$, $u = \varepsilon_\gamma/\varepsilon_e$, ε_e the electron energy before radiation, ε_γ the emitted photon energy, and α the fine structure constant. The last term in Eq. (1) is a spin-dependent addition, where \mathbf{S}_i is the initial spin vector of an electron before photon emission, and $\boldsymbol{\zeta} = \boldsymbol{\beta} \times \hat{\mathbf{a}}$. $\boldsymbol{\beta}$ is the electron velocity normalized by c , and $\hat{\mathbf{a}} = \mathbf{a}/|\mathbf{a}|$ is the electron acceleration. By averaging over the initial electron spin \mathbf{S}_i , the widely employed spin-free radiation probability can be obtained [43–47]. The spin vector $\mathbf{S} = (S_x, S_y, S_z)$, and $|\mathbf{S}| = 1$.

The stochastic photon emission by an electron can be calculated via using the conventional QED Monte-Carlo algorithm [45] with a spin-dependent radiation probability given by Eq. (1). The electron dynamics in the external laser field is described by classical Newton-Lorentz equations, and its spin dynamics is calculated according to the Thomas-Bargmann-Michel-Telegdi equation [48–51]. After photon emission, the electron spin is assumed to flip either parallel or antiparallel to the instantaneous SQA (along $\boldsymbol{\zeta}$) with a probability given in Ref. [29]. Note that, as shown in the last term of Eq. (1), when the spin vector \mathbf{S}_i is antiparallel to the instantaneous SQA, the electron has a higher probability to emit a photon.

III. RESULTS AND ANALYSIS

A. Simulation setup

In our simulations, the fundamental laser pulse of a wavelength $\lambda_0 = 1.0 \mu\text{m}$ and the second harmonic pulse have the same duration, transverse profile, and linear polarization along the x direction. They propagate along the $+z$ direction and their combined electric field can be expressed as $E_x \propto [\xi_1 \sin(\omega_L \eta) + \xi_2 \sin(2\omega_L \eta + \phi)]$, where ξ_1 and ξ_2 are the normalized amplitudes of the fundamental and the second-harmonic pulses, respectively, $\eta = (t - z/c)$, and ϕ is the relative phase. We employ a three-dimensional description of the tightly-focused laser pulse with a Gaussian temporal profile with the fifth order $(\sigma_0/z_r)^5$ in the diffraction angle [52], where $z_r = k_L \sigma_0^2/2$ is the Rayleigh length, $k_L = \omega_L/c$ the wave vector, and σ_0 the waist radius.

In our first simulation, we take the laser peak amplitude $\xi_1 = 2\xi_2 = 100$ (corresponding to the peak intensity $I_1 = 4I_2 = 1.37 \times 10^{22} \text{ W cm}^{-2}$), and full width at half maximum (FWHM) duration $\tau_0 = 10 T_0$ (33 fs), where T_0 is the laser period. Considering that the different Rayleigh lengths of two-color laser pulses, we firstly take the waist radius as infinity for simplicity, and then we will discuss the finite waist effects. Our simulations will show that the results in the plane wave case are very close to the ones with $\sigma_0 \geq 5 \mu\text{m}$. An unpolarized cylindrical electron beam is employed, including 10^7 electrons with initial

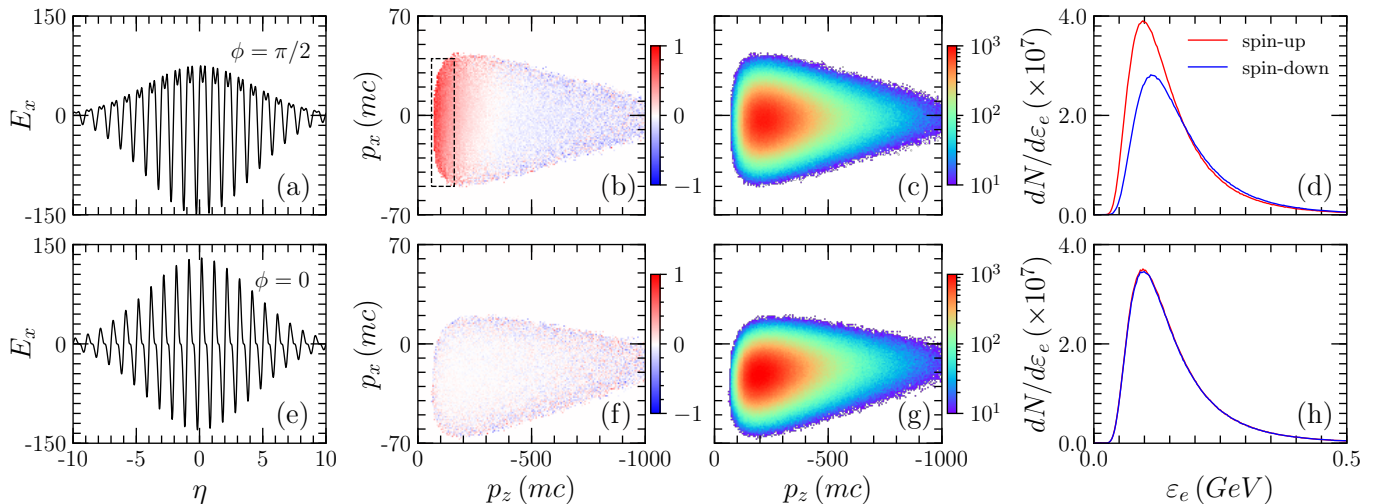


FIG. 2. [(a), (e)] The laser field E_x with respect to η . [(b), (f)] Distribution of the average polarization \overline{S}_y versus longitudinal and transverse momenta p_z and p_x , respectively. [(c), (g)] Number density distributions of electrons versus p_z and p_x . [(d), (h)] Energy spectra of spin-up and spin-down electrons, respectively. Note that “spin-up” and “spin-down” indicate the electron spin parallel and antiparallel to the $+y$ axis, respectively. Upper panels (a)-(d) indicate the simulation results with $\phi = \pi/2$, and lower panels (e)-(h) with $\phi = 0$.

mean energy $\varepsilon_0 = 1.5$ GeV (corresponding to the relativistic factor $\gamma_0 \approx 2935$), energy spread $\Delta\varepsilon_0/\varepsilon_0 = 10\%$, transversely Gaussian profile with a radius $r_1 = 3 \mu\text{m}$, and longitudinally uniform profile with a length $r_2 = 5 \mu\text{m}$. This kind of electron bunch can be obtained by laser wakefield accelerators [53, 54]

During the head-on collision, one could assume the momenta of ultrarelativistic electrons to be approximately along the initial moving direction, i.e., the $-z$ direction, due to $\gamma_0 \gg \xi_1$. Hence, the magnetic fields experienced by the electrons in their rest frames are along the y axis. Note that “spin-up” and “spin-down” indicate the electron spin parallel and antiparallel to the $+y$ axis, respectively.

B. Electron polarization via radiative spin effects

The combined electric field of the two-color laser pulse has a highly asymmetric envelope profiles in the positive and negative half cycles when $\phi = \pi/2$, as shown in Fig. 2(a). The electrons in the negative half cycles with higher field strengths have a larger QED parameter χ , which causes more photons with higher energies to be emitted than those in the positive half cycles. In the negative half cycles, the instantaneous SQA (along $\zeta = \beta \times \hat{a}$) is along $-y$ direction, therefore, after photon emission the electron spin is more probably antiparallel to the SQA, i.e., $+y$ direction [29]. This results in generation of more spin-up (with respect to $+y$ direction) electrons, as shown in Fig. 2(d). Accordingly, the total polarization of the whole electron beam is about 11%. Moreover, due to radiation-reaction effects, more spin-up electrons have lower energies [see Fig. 2(b)]. In the region of $|p_z| < 160 mc$ marked by the black dotted box, the polarization of 14% electrons is above 40%. Further, if one filters high-energy electrons, the polarization of remaining electrons with $|p_z| < 100 mc$ is up to about 63%, as shown in Fig. 3. Obviously, the energy-dependent po-

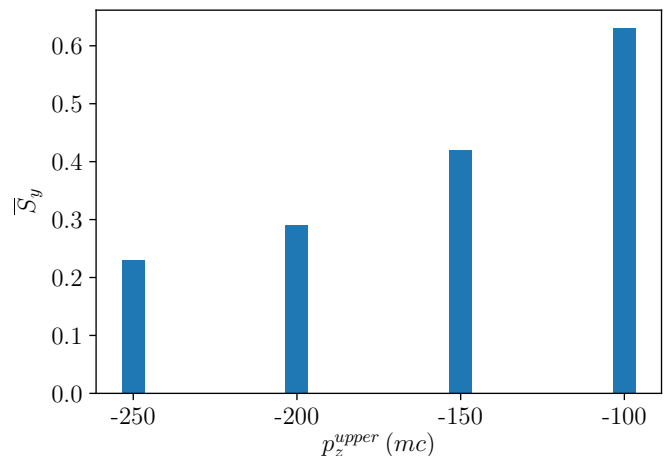


FIG. 3. The average polarization \overline{S}_y of the electrons with different cutoff p_z .

larization could provide a way to generate a highly-polarized electron beam by choosing electron energy. And, it may present an experimental scheme to verify the theory of the spin-dependent radiation reaction. Note that the polarization of laser-driven ultrarelativistic electron beams can be measured via the polarimetry of nonlinear Compton scattering [39].

As $\phi = 0$, the combined electric field has symmetric envelope profiles in the positive and negative half cycles, as shown in Fig. 2(e). Such a laser field cannot generate more spin-up or spin-down electrons via nonlinear Compton scattering, as observed in Fig. 2(h), because the polarization of electrons induced in the positive and negative cycles counteracts each other. One can notice in Figs. 2(f) and (g) that the electrons can acquire a non-zero drift velocity in a such field configuration due to asymmetry in the laser

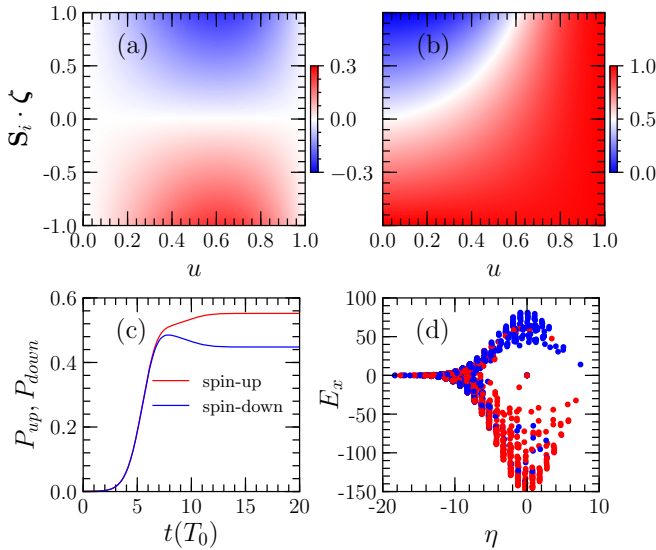


FIG. 4. (a) The ratio of the last term in Eq. (1) to the first two terms versus $S_i \cdot \zeta$ and u , where the QED parameter $\chi \approx 1.1$. (b) The probability that an electron spin flips to the direction antiparallel to the instantaneous SQA after emitting a photon, with $\chi \approx 1.1$. (c) Evolution of the proportions of the spin-up (P_{up} , red line) and spin-down (P_{down} , blue line) electrons, respectively. (d) Tracks of spin-flip dynamics of 2000 electrons chosen randomly, where the red and blue points indicate electrons flipping to spin-up and spin-down, respectively, after photon emissions. Note that “spin-up” and “spin-down” indicate the electron spin parallel and antiparallel to the $+y$ axis, respectively. Other laser and electron parameters are the same as those in Fig. 2.

vector potential [33, 34] and radiation reaction [55]. Besides, it is shown in Figs. 2(d) and (h) that the energy spectra of the spin-up and spin-down electrons both become broader compared with the initial quasi-monoenergetic spectrum, because the electrons lose energies via stochastic photon emissions.

To analyze the reasons of the polarization effects, Fig. 4 shows the details of the evolution of the electron spin flips in the two-color laser field with $\phi = \pi/2$. When interacting with the laser field, electrons emit photons, and the spin flips either parallel or antiparallel to the instantaneous SQA [29]. The formed electron polarization can significantly affect the photon emission according to the last term in Eq. (1). With $S_i \cdot \zeta = -1$, i.e., the electron spin is antiparallel to the instantaneous SQA, the emission probability could be enhanced by about 30%, oppositely, it could be decayed by about 30% with $S_i \cdot \zeta = 1$, as shown in Fig. 4(a).

In Fig. 4(b), we demonstrate the probability that an electron spin flips to the direction antiparallel to the instantaneous SQA after emitting a photon. One can see that the spin-flip probability depends on both the electron spin direction and the emitted photon energy. With $S_i \cdot \zeta < 0$, the electron spin very likely flips even though the emitted photon has a low energy. With $S_i \cdot \zeta > 0$, the spin flip arises with a high probability when the emitted photon energy is high enough. Basically, the

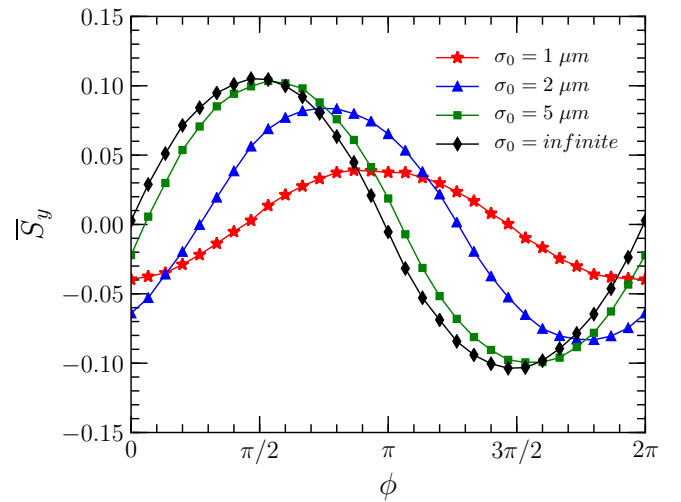


FIG. 5. The average polarization \bar{S}_y as a function of the relative phase ϕ of the two-color laser pulse with different waist radii. Other laser and electron parameters are the same as those in Fig. 2.

electron spin tends to flip to the direction antiparallel to the SQA. Note that above analysis holds at high laser intensities [$\chi \approx 1.1$ is employed in Figs. 4(a) and (b)]. When the laser intensity is low and the resulting QED parameter $\chi \sim \xi$ is also small, the photon energy is usually much lower than that of electron, $u = \varepsilon_\gamma/\varepsilon_e \sim \chi$. Hence, contributions of the electron spin term to the spin-flip probability as well as the radiation probability given by Eq. (1) can be ignored.

In Fig. 4(c), we show the ratios of the spin-up and spin-down electron numbers to the total electron number, respectively. When the electron beam collides with the rising edge of the laser pulse at $t \lesssim 7 T_0$, the electrons gradually flip to spin-up or spin-down with nearly the same probability, due to the low laser field strength and small χ . As the electrons approach the laser pulse peak around $t \approx 10 T_0$, χ grows to about 1.1, and more spin-up electrons are generated accompanied with higher energy emitted photons. The similar results can be found in Fig. 4(d), in which we randomly choose 2000 electrons and track their dynamics. It is clearly shown that in the strong laser field region the spin flips are significant. In the negative half cycles of the electric field, the instantaneous SQA is along $-y$ direction, and the electrons incline to flip to spin-up, i.e., $+y$ direction. Oppositely, they tend to flip to spin-down, i.e., $-y$ direction, in the positive half cycles. Because the field strengths in the negative half cycles are stronger, more electrons probably flip to spin-up, and consequently, a polarized electron beam is obtained.

C. Impacts of the laser and electron beam parameters on the total polarization of the electron beam

We further study the impacts of the laser and electron beam parameters on the total polarization of the electron beam. In Fig. 5, we change the relative phase ϕ with different waist radius σ_0 . When σ_0 approaches infinite, i.e., the plane wave

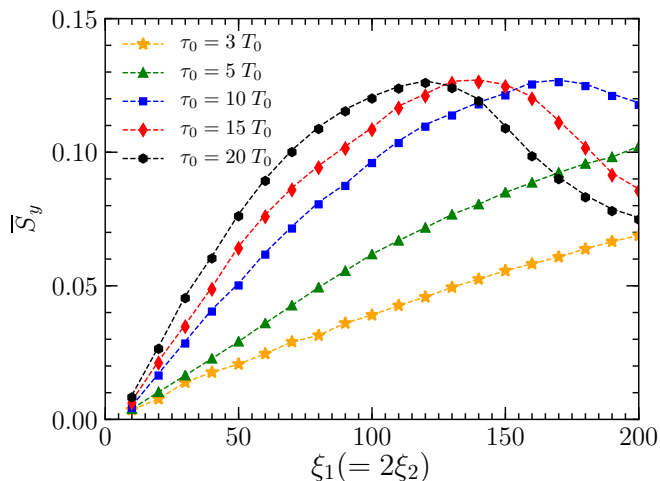


FIG. 6. The average polarization \bar{S}_y as a function of ξ_1 with different pulse durations, where the initial electron energy $\varepsilon_0 = 1.5$ GeV. Here, $\sigma_0 = 5 \mu\text{m}$ is taken.

case, shown by the black curve with diamonds, the total polarization is zero at $\phi = 0$, increases gradually to the maximum at $\phi = \pi/2$, and then decreases to zero at around $\phi = \pi$. Within the range of ϕ between π and 2π , the same result can be observed except that the polarization turns negative, i.e., more spin-down electrons are generated. This is because the laser strengths in the negative half cycles are higher with $\phi \in (0, \pi)$, while the ones in the positive half cycles are higher with $\phi \in (\pi, 2\pi)$. The dependency of the polarization on ϕ roughly follows the character of the function $\sin(\phi)$, similar to the THz generation dependency on ϕ [31], which results from the dependency of laser pulse envelope asymmetry between the positive and the negative half cycles on ϕ .

When we take the laser waist radius as $\sigma_0 = 5 \mu\text{m}$, the dependency of the polarization on ϕ is still close to the plane wave case. However, as the waist radius is further decreased to $2 \mu\text{m}$ and $1 \mu\text{m}$, the dependency deviates gradually from the plane wave case. The maximum of the polarization does not appear at $\phi = \pi/2$ and $\phi = 3\pi/2$, and the maximum is reduced significantly. These characters can be explained by the different Rayleigh lengths between the fundamental laser pulse and the second-harmonic one. As the pulses propagate, the envelope of the combined laser field as well as the ratio of two laser amplitudes walk off. They can remain the same as the plane wave case only at the laser envelope peak. Therefore, the asymmetry of the laser field with $\phi = \pi/2$ is weakened with the decrease of the waist radius. To obtain a considerable polarization, the laser waist radius should be taken as $\sigma_0 \gtrsim 5 \mu\text{m}$.

Furthermore, we investigate the impacts of the laser peak intensity and pulse duration on the considered effects, as presented in Fig. 6. We employ $\phi = \pi/2$, $\sigma_0 = 5 \mu\text{m}$, and $\xi_1 = 2\xi_2$. When the laser duration $\tau_0 = 10 T_0$ (FWHM ~ 33 fs), with enhancing ξ_1 (as well as ξ_2) the polarization first increases, and then decreases. The similar results are also observed with longer durations, e.g., $\tau_0 = 15 T_0$ and $20 T_0$. However, the peak appears at a lower ξ_1 for a longer duration. As the dura-

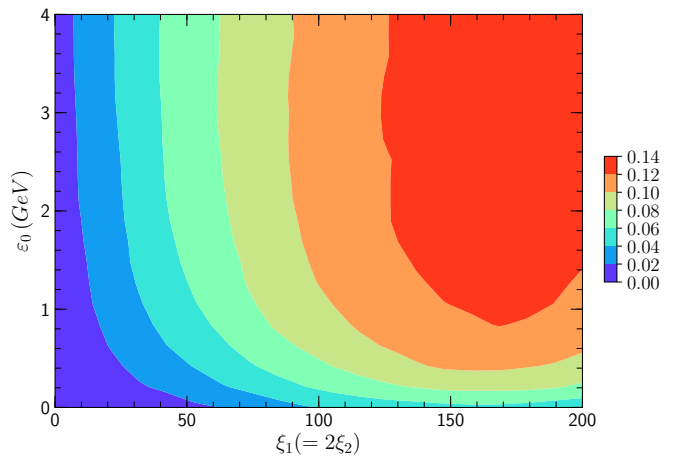


FIG. 7. The average polarization \bar{S}_y versus the laser peak intensity and the initial electron energy ε_0 . Here, $\tau_0 = 10 T_0$ and $\sigma_0 = 5 \mu\text{m}$ are taken.

tion is decreased to $\tau_0 = 5 T_0$ and $3 T_0$, only a monotonical increase appears within the ξ_1 region considered. It is expected that the polarization will decay if higher ξ is adopted. One can also observe that in the increasing region the polarization is higher for a longer duration when the laser amplitude ξ_1 is fixed. The polarization first grows with both of the laser pulse duration and amplitude because of the probabilities of photon emission and electron spin flip $\sim \chi\tau_0 \sim \xi\tau_0$. Due to photon emission, the electrons lose their energies. Provided the laser pulse duration is too long, the electrons could lose their main energies in the rising edge of the laser pulses, and the effective laser fields experienced by the electrons are much lower than that at the laser pulse peak. This could cause that the polarization decays with the increase of ξ_1 .

Finally, we study the combined role of the initial electron energy ε_0 and the laser peak amplitude, as shown in Fig. 7. It is found that a high laser amplitude (e.g., $\xi_1 \gtrsim 100$) is necessary to obtain a high total polarization. With a high laser amplitude, the electron beam energy could be flexible in a large range from hundreds of MeV to few GeV. On the other hand, even though a high electron beam energy is taken (e.g., $\varepsilon_0 \approx 4$ GeV), the total polarization is relative low.

IV. CONCLUSION

In summary, we have investigated the spin polarization effects of an ultrarelativistic electron beam head-on colliding with an ultraintense two-color laser pulse. The asymmetry of the laser field in the processes of the photon emission and the electron spin-flip transition causes considerable total and partial polarization. The polarization strongly depends on the relative phase ϕ of the two-color laser pulse. When $\phi = \pi/2$, the degree of a certain polarization reaches its peak. As ϕ is taken as $3\pi/2$, the same degree is achieved, however, the polarization turns opposite. Moreover, the spin-dependent radiation reaction results in the high polarization of relative-low-energy electrons, which provides a way to generate a highly polarized

electron beam by choosing electron energy, and may serve as a signature of the spin-dependent radiation reaction in the QED regime.

V. ACKNOWLEDGMENTS

This work was supported by National Key R&D Program of China (Grant No. 2018YFA0404801), National Natural Sci-

ence Foundation of China (Grants Nos. 11775302, 11874295 and 11804269), and Science Challenge Project of China (Grant No. TZ2016005 and TZ2018005).

-
- [1] G. Moortgat-Pick, T. Abe, G. Alexander, B. Ananthanarayan, *et al.*, “Polarized positrons and electrons at the linear collider,” *Phys. Rep.* **460**, 131 – 243 (2008).
- [2] S R Mane, Yu M Shatunov, and K Yokoya, “Spin-polarized charged particle beams in high-energy accelerators,” *Rep. Prog. Phys.* **68**, 1997 (2005).
- [3] D. Abbott, P. Adderley, A. Adeyemi, P. Aguilera, M. Ali, *et al.* (PEPPo Collaboration), “Production of highly polarized positrons using polarized electrons at mev energies,” *Phys. Rev. Lett.* **116**, 214801 (2016).
- [4] Igor Žutić, Jaroslav Fabian, and S. Das Sarma, “Spintronics: Fundamentals and applications,” *Rev. Mod. Phys.* **76**, 323–410 (2004).
- [5] Mattias Marklund and Gert Brodin, “Dynamics of spin- $\frac{1}{2}$ quantum plasmas,” *Phys. Rev. Lett.* **98**, 025001 (2007).
- [6] G Brodin and M Marklund, “Spin magnetohydrodynamics,” *New J. Phys.* **9**, 277 (2007).
- [7] D. T. Pierce and F. Meier, *Phys. Rev. B* **13**, 5484 (1976).
- [8] H. Batelaan, A. S. Green, B. A. Hitt, and T. J. Gay, “Optically pumped electron spin filter,” *Phys. Rev. Lett.* **82**, 4216–4219 (1999).
- [9] Matthias M. Dellweg and Carsten Müller, “Spin-polarizing interferometric beam splitter for free electrons,” *Phys. Rev. Lett.* **118**, 070403 (2017).
- [10] Matthias M. Dellweg and Carsten Müller, “Controlling electron spin dynamics in bichromatic kapitza-dirac scattering by the laser field polarization,” *Phys. Rev. A* **95**, 042124 (2017).
- [11] Meng Wen, Matteo Tamburini, and Christoph H. Keitel, “Polarized laser-wakefield-accelerated kiloampere electron beams,” arXiv: 1809.10570 (2018).
- [12] A A Sokolov and I. M. Ternov, *Sov. Phys. Dokl.* **8**, 1203 (1964).
- [13] A. A. Sokolov and I. M. Ternov, *Synchrotron Radiation* (Akademic, Germany, 1968).
- [14] V.N. Baier and V.M. Katkov, “Radiational polarization of electrons in inhomogeneous magnetic field,” *Phys. Lett. A* **24**, 327–329 (1967).
- [15] V N Baier, *Sov. Phys. Usp.* **14**, 695 (1972).
- [16] Y Derbenev and A M Kondratenko, “Polarization kinematics of particles in storage rings,” *Zh. Èksper. Teoret. Fiz.* **64**, 1918–1929 (1973).
- [17] The Extreme Light Infrastructure (ELI), <http://www.eli-beams.eu/en/facility/lasers/>.
- [18] Exawatt Center for Extreme Light Studies (XCELS), <http://www.xcels.iapras.ru/>.
- [19] P. Panek, J. Z. Kamiński, and F. Ehlotzky, “Laser-induced Compton scattering at relativistically high radiation powers,” *Phys. Rev. A* **65**, 022712 (2002).
- [20] G L Kotkin, V G Serbo, and V I Telnov, “Electron (positron) beam polarization by Compton scattering on circularly polarized laser photons,” *Phys. Rev. ST Accel. Beams* **6**, 011001 (2003).
- [21] Dmitry V. Karlovets, “Radiative polarization of electrons in a strong laser wave,” *Phys. Rev. A* **84**, 062116 (2011).
- [22] Madalina Boca, Victor Dinu, and Viorica Florescu, “Spin effects in nonlinear Compton scattering in a plane-wave laser pulse,” *Nucl. Instrum. Methods Phys. Res., Sect. B* **279**, 12 – 15 (2012).
- [23] K. Krajewska and J. Z. Kamiński, “Spin effects in nonlinear Compton scattering in ultrashort linearly-polarized laser pulses,” *Laser Part. Beams* **31**, 503 (2013).
- [24] D. Yu. Ivanov, G. L. Kotkin, and V. G. Serbo, “Complete description of polarization effects in emission of a photon by an electron in the field of a strong laser wave,” *Eur. Phys. J. C* **36**, 127–145 (2004).
- [25] D. Seipt, D. Del Sorbo, C. P. Ridgers, and A. G. R. Thomas, “Theory of radiative electron polarization in strong laser fields,” *Phys. Rev. A* **98**, 023417 (2018).
- [26] D. Del Sorbo, D. Seipt, T. G. Blackburn, A. G. R. Thomas, C. D. Murphy, J. G. Kirk, and C. P. Ridgers, “Spin polarization of electrons by ultraintense lasers,” *Phys. Rev. A* **96**, 043407 (2017).
- [27] D. Del Sorbo, D. Seipt, A. G. R. Thomas, and C. P. Ridgers, “Electron spin polarization in realistic trajectories around the magnetic node of two counter-propagating, circularly polarized, ultra-intense lasers,” *Plasma Phys. Control. Fusion* **60**, 064003 (2018).
- [28] A. Gonoskov, A. Bashinov, I. Gonoskov, C. Harvey, A. Ilderton, A. Kim, M. Marklund, G. Mourou, and A. Sergeev, “Anomalous radiative trapping in laser fields of extreme intensity,” *Phys. Rev. Lett.* **113**, 014801 (2014).
- [29] Yan-Fei Li, Rashid Shaisultanov, Karen Z. Hatsagortsyan, Feng Wan, Christoph H. Keitel, and Jian-Xing Li, “Ultrarelativistic electron-beam polarization in single-shot interaction with an ultraintense laser pulse,” *Phys. Rev. Lett.* **122**, 154801 (2019).
- [30] Feng Wan, Rashid Shaisultanov, Yan-Fei Li, Karen Z. Hatsagortsyan, Christoph H. Keitel, and Jian-Xing Li, “Ultrarelativistic polarized positron jets via collision of electron and ultraintense laser beams,” arXiv: 1904.04305 (2019).
- [31] K. Y. Kim, J. H. Glowia, A. J. Taylor, and G. Rodriguez, “Terahertz emission from ultrafast ionizing air in symmetry-broken laser fields,” *Opt. Express* **15**, 4577–4584 (2007).
- [32] V. A. Andreeva, O. G. Kosareva, N. A. Panov, D. E. Shipilo, P. M. Solyankin, M. N. Esaulkov, P. González de Alaiza Martínez, A. P. Shkurinov, V. A. Makarov, L. Bergé, and S. L. Chin, “Ultrabroad terahertz spectrum generation from an air-based filament plasma,” *Phys. Rev. Lett.* **116**, 063902 (2016).
- [33] Liang-Liang Zhang, Wei-Min Wang, Tong Wu, Rui Zhang, Shi-Jing Zhang, Cun-Lin Zhang, Yan Zhang, Zheng-Ming Sheng, and Xi-Cheng Zhang, “Observation of terahertz radiation via the two-color laser scheme with uncommon frequency ratios,” *Phys. Rev. Lett.* **119**, 235001 (2017).

- [34] W.-M. Wang, Z.-M. Sheng, Y.-T. Li, Y. Zhang, and J. Zhang, “Terahertz emission driven by two-color laser pulses at various frequency ratios,” *Phys. Rev. A* **96**, 023844 (2017).
- [35] N. Dudovich, O. Smirnova, J. Levesque, Y. Mairesse, M. Yu Ivanov, D. M. Villeneuve, and P. B. Corkum, “Measuring and controlling the birth of attosecond xuv pulses,” *Nat. Phys.* **2**, 781 (2006).
- [36] Ming-Chang Chen, Christopher Mancuso, Carlos Hernández-García, Franklin Dollar, Ben Galloway, Dimitar Popmintchev, Pei-Chi Huang, Barry Walker, Luis Plaja, Agnieszka A. Jaroń-Becker, Andreas Becker, Margaret M. Murnane, Henry C. Kapteyn, and Tenio Popmintchev, “Generation of bright isolated attosecond soft x-ray pulses driven by multicycle midinfrared lasers,” *Proc. Natl. Acad. Sci.* **111**, E2361–E2367 (2014).
- [37] M. Zeng, M. Chen, L. L. Yu, W. B. Mori, Z. M. Sheng, B. Hidding, D. A. Jaroszynski, and J. Zhang, “Multichromatic narrow-energy-spread electron bunches from laser-wakefield acceleration with dual-color lasers,” *Phys. Rev. Lett.* **114**, 084801 (2015).
- [38] Yue-Yue Chen, Pei-Lun He, Rashid Shaisultanov, Karen Z. Hatsagortsyan, and Christoph H. Keitel, “Polarized positron beams via intense two-color laser pulses,” arXiv: 1904.04110 (2019).
- [39] Yan-Fei Li, Ren-Tong Guo, Rashid Shaisultanov, Karen Z. Hatsagortsyan, and Jian-Xing Li, “Single-shot determination of spin-polarization for ultrarelativistic electron beams via nonlinear Compton scattering,” arXiv: 1904.05910 (2019).
- [40] A. Di Piazza, C. Müller, K. Z. Hatsagortsyan, and C. H. Keitel, “Extremely high-intensity laser interactions with fundamental quantum systems,” *Rev. Mod. Phys.* **84**, 1177–1228 (2012).
- [41] V. I. Ritus, *J. Sov. Laser Res.* **6**, 497 (1985).
- [42] V. N. Baier, V. M. Katkov, and V. S. Fadin, *Radiation from relativistic electrons* (Atomizdat, Moscow, 1973).
- [43] Igor V. Sokolov, John A. Nees, Victor P. Yanovsky, Natalia M. Naumova, and Gérard A. Mourou, “Emission and its back-reaction accompanying electron motion in relativistically strong and qed-strong pulsed laser fields,” *Phys. Rev. E* **81**, 036412 (2010).
- [44] N. V. Elkina, A. M. Fedotov, I. Yu. Kostyukov, M. V. Legkov, N. B. Narozhny, E. N. Nerush, and H. Ruhl, “QED cascades induced by circularly polarized laser fields,” *Phys. Rev. ST Accel. Beams* **14**, 054401 (2011).
- [45] C.P. Ridgers, J.G. Kirk, R. Ducloux, T.G. Blackburn, C.S. Brady, K. Bennett, T.D. Arber, and A.R. Bell, “Modelling gamma-ray photon emission and pair production in high-intensity laser-matter interactions,” *J. Comput. Phys.* **260**, 273 – 285 (2014).
- [46] D.G. Green and C.N. Harvey, “Simla: Simulating particle dynamics in intense laser and other electromagnetic fields via classical and quantum electrodynamics,” *Computer. Phys. Commun.* **192**, 313 – 321 (2015).
- [47] C. N. Harvey, A. Ilderton, and B. King, “Testing numerical implementations of strong-field electrodynamics,” *Phys. Rev. A* **91**, 013822 (2015).
- [48] L. H. Thomas, “The motion of the spinning electron,” *Nature (London)* **117**, 514 (1926).
- [49] L. H. Thomas, “The kinematics of an electron with an axis,” *Philos. Mag.* **3**, 1–22 (1927).
- [50] V. Bargmann, Louis Michel, and V. L. Telegdi, “Precession of the polarization of particles moving in a homogeneous electromagnetic field,” *Phys. Rev. Lett.* **2**, 435–436 (1959).
- [51] M. W. Walser, D. J. Urbach, K. Z. Hatsagortsyan, S. X. Hu, and C. H. Keitel, “Spin and radiation in intense laser fields,” *Phys. Rev. A* **65**, 043410 (2002).
- [52] Yousef I. Salamin and Christoph H. Keitel, “Electron acceleration by a tightly focused laser beam,” *Phys. Rev. Lett.* **88**, 095005 (2002).
- [53] W. P. Leemans, A. J. Gonsalves, H.-S. Mao, K. Nakamura, C. Benedetti, C. B. Schroeder, Cs. Tóth, J. Daniels, D. E. Mittelberger, S. S. Bulanov, J.-L. Vay, C. G. R. Geddes, and E. Esarey, “Multi-gev electron beams from capillary-discharge-guided sub-petawatt laser pulses in the self-trapping regime,” *Phys. Rev. Lett.* **113**, 245002 (2014).
- [54] A. J. Gonsalves, K. Nakamura, J. Daniels, C. Benedetti, C. Pieronek, T. C. H. de Raadt, S. Steinke, J. H. Bin, S. S. Bulanov, J. van Tilborg, C. G. R. Geddes, C. B. Schroeder, Cs. Tóth, E. Esarey, K. Swanson, L. Fan-Chiang, G. Bagdasarov, N. Bobrova, V. Gasilov, G. Korn, P. Sasorov, and W. P. Leemans, “Petawatt laser guiding and electron beam acceleration to 8 gev in a laser-heated capillary discharge waveguide,” *Phys. Rev. Lett.* **122**, 084801 (2019).
- [55] Matteo Tamburini, Christoph H. Keitel, and Antonino Di Piazza, “Electron dynamics controlled via self-interaction,” *Phys. Rev. E* **89**, 021201 (2014).