

Solving Equations on Discrete Dynamical Systems

Alberto Dennunzio⁽¹⁾, Enrico Formenti⁽²⁾, Luciano Margara⁽³⁾, Valentin Montmirail⁽²⁾, Sara Riva⁽²⁾

(1) DISCo - Università degli Studi di Milano-Bicocca, Italy -
dennunzio@disco.unimib.it

(2) Université Côte d’Azur, CNRS, I3S, France -
{formenti, vmontmirail, sriva}@i3s.unice.fr

(3) Università degli Studi di Bologna, Campus di Cesena, Cesena, Italy -
margara@cs.unibo.it

Keywords: Boolean Automata Networks, Discrete Dynamical Systems, Decidability.

Abstract. Boolean automata networks, genetic regulation networks, and metabolic networks are just a few examples of biological modeling by discrete dynamical systems (DDS). A major issue in modeling is the verification of the model against the experimental data or inducing the model under uncertainties in the data. Equipping finite discrete dynamical systems with an algebraic structure of semiring provides a suitable context for hypothesis verification on the dynamics of DDS. Indeed, hypothesis on the systems can be translated into polynomial equations over DDS. Solutions to these equations provide the validation to the initial hypothesis. Unfortunately, finding solutions to general equations over DDS is undecidable. However, many tractable cases have been highlighted. In this article, we want to push the envelop further by proposing a practical approach for such cases. We demonstrate that for many tractable equations all goes down to a “simpler” equation. However for us, the problem is not to decide if the simple equation has a solution, but to enumerate all the solutions in order to provide an insight on the set of solutions of the original, undecidable, equations. We evaluate experimentally our approach and show that it has good scalability property.

1 Scientific Background

Boolean automata networks have been heavily used in the study of regulation networks for genes or systems biology [Bornholdt, 2008, Sené, 2012]. The main drawback of the approach by automata network is in the very first step, namely when one induces the network from the experiments. Indeed, most of the time the knowledge of about the network is partial and hypothesis are made about its real structure. Those hypotheses must be verified either by further experiments or by the study of the dynamical evolution of the network compared to the expected behavior provided by experimental evidence.

In [Dennunzio et al., 2018], an abstract algebraic setting for representing the dynamical evolution of boolean automata networks (and all finite discrete dynamical systems in fact) have been proposed. The basic idea is to identify a discrete dynamical system with the graph of its dynamics (finite graphs having out-degree exactly 1) and then define operations $+$ and \cdot which compose dynamical systems to obtain larger ones.

Indeed, a discrete dynamical system (DDS) is a structure $\langle X, f \rangle$ where X is a finite set called **the set of states** and f is a reflexive function called the **next state map**. Any DDS $\langle X, f \rangle$ can be identified with its **dynamics graph** which is a structure $G \equiv \langle V, E \rangle$ where $V = X$ and $E = \{(a, b) \in V \times V, f(a) = b\}$ (in other words, G is the graph of the function f). From now on, when speaking of a DDS, we will always refer to its dynamics graph.

Given two DDS $G_1 = \langle V_1, E_1 \rangle$ and $G_2 = \langle V_2, E_2 \rangle$ their **sum** $G_1 + G_2$ is a defined as $\langle V_1 \cup V_2, E_1 \cup E_2 \rangle$. The **product** $G_1 \cdot G_2$ is the structure $\langle V', E' \rangle$ where $V' = V_1 \times V_2$

and $E' = \{((a, x), (b, y)) \in V' \times V', (a, b) \in E_1 \text{ and } (x, y) \in E_2\}$. It is easy to see that $F \equiv \langle X, +, \cdot \rangle$ is a semiring in which $\langle \emptyset, \emptyset \rangle$ (i.e. the empty dynamical system) is the neutral element w.r.t. to $+$ and $\langle \{a\}, \{(a, a)\} \rangle$ (the symbol a does not matter here) is the neutral element w.r.t. \cdot operation.

Now, consider the semiring $R[X_1, X_2, \dots, X_n]$ of polynomials over R in the variables X_i , naturally induced by R . Let us go back to our initial motivation. Assume that some parts of the overall dynamics a_1, a_2, \dots, a_k are known, then the following equation

$$a_1 \cdot X_1 + a_2 \cdot X_2 + \dots + a_k \cdot X_k = C \quad (1)$$

represents a hypothesis on the overall structure of the expected dynamical system C on the basis of the known data a_1, \dots, a_k . Of course, the hypothesis is verified whenever the previous equation admits a solution. For the sake of clarity, we denote our unknown variables as X_i , whereas they, in fact, represent any polynomial equation of the shape $x_i^{w_i}$. The following fundamental result states that solving polynomial equations over DDS is not an easy task.

Theorem 1 ([Dennunzio et al., 2018]).

Given two polynomials $P(X_1, \dots, X_n)$ and $Q(X_1, \dots, X_n)$ over $R[X_1, \dots, X_n]$, consider the following equation

$$P(X_1, \dots, X_n) = Q(X_1, \dots, X_n). \quad (2)$$

The problem of finding a solution to Equation 2 is undecidable. Moreover, if Equation 2 is linear or quadratic, then finding a solution is in NP. Finally, when $P(X) = \text{const}$, where the polynomial is in a single variable and all its coefficients are systems consisting of self-loops only, the equation is solvable in polynomial time.

According to Theorem 1, solving polynomial equations of the type $P(X) = \text{const}$ is in NP even for quadratic polynomials and no efficient algorithm is known unless $P = NP$. In order to overcome this issue, one can follow at least two strategies: either further constrain the polynomials or solve approximated equations which can provide information on the real solution.

In this article, we follow the second option. Indeed, we focus on strongly connected components (SCC) of the dynamics graph. Recall that SCC represents a very important feature in finite DDS since they are the attracting sets. These set contain asymptotic information about system evolution.

2 Methods

In the dynamics graph, a system can be divided in two parts: the transient part and the periodic part. A point $x \in X$ of a dynamical system $\langle X, f \rangle$ belongs to a cycle if there exists a positive number $p \in \mathbb{N}$ such that $f^p(x) = x$. The smallest p is the period of the cycle, and x is periodic. The periodic part is the set of nodes periodic. All the others nodes are transient, but in this work, X is a finite set hence any state x is **ultimately periodic** and in each component of the graph there is only one cycle of length at least 1.

Every finite DDS can be described as a sum of single components, and every component can be described, for our purposes, with the length of its period (strongly connected components in dynamics graphs are cycles). The transient part of a component is not relevant for the result of the sum and product operations when the equation is over strongly connected components. A single component of period p is denoted C_p^1 , while C_p^n means that there are n components of period p in the system. Therefore, if a system is composed by n components, each of period p_i with $i \in \{1, \dots, n\}$, then $\bigoplus_{i=1}^n C_{p_i}^1$ completely describes the system where \bigoplus denotes the sum of components, since each component has only one period (see Figure 1).

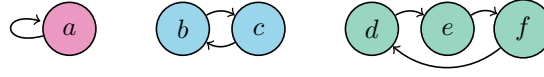


Figure 1: a DDS with three components: $(C_1^1 \oplus C_2^1 \oplus C_3^1)$ in our notation.

Remark 1. When a system has several components with the same period, then their representation can be added. As an example, we have $C_2^1 \oplus C_2^1 = C_2^2$. Otherwise, the sum \oplus consists of a concatenation of components.

3 Contributions

From now on, \bar{R} will indicate the restriction of R to systems made by strongly connected components only. First, we need to adapt the definition of product between two DDS in terms of components and their period.

Lemma 1. For a system composed by m components C_p^m , multiplied by a system with n components C_q^n , the result of the product operation depends only on the length of the periods of the components involved according to the following formula

$$\forall m, n \in \mathcal{N} \text{ with } m, n > 0, \quad C_p^m \odot C_q^n = C_{\text{lcm}(p,q)}^{m \times n \times \text{gcd}(p,q)}. \quad (3)$$

One can also simplify the parameter of a component. The following lemma provides a formula to compact the notation for a system composed of n identical components.

Lemma 2. Consider a single component C_p^m , then for any $n \in \mathcal{N}$ it holds

$$\forall m, n \in \mathcal{N} \text{ with } m, n > 0, \quad C_p^{mn} = n \cdot C_p^m. \quad (4)$$

Let us remind that each X_i represents, in fact, a variable $x_i^{w_i}$. Therefore, it is necessary to know how we can retrieve the solutions for the original x_i . To do so, we will use the following lemma:

Lemma 3. Given a system $S \equiv C_{p_1}^1 + C_{p_2}^1 + \dots + C_{p_m}^1$ composed by m components of period $p_i \in \mathcal{N}$, with $p_i > 0$ for all $i \in \{1, \dots, m\}$, let $g(p_1, p_2, \dots, p_m, k_1, k_2, \dots, k_m)$ the gcd between the p_i for which $k_i \neq 0$ and $l(p_1, p_2, \dots, p_m, k_1, k_2, \dots, k_m)$ the lcm between the p_i for which $k_i \neq 0$.

$$(S)^n = \sum_{i=1}^m C_{p_i}^{p_i^{n-1}} + \sum_{\substack{k_1+k_2+\dots+k_m=n \\ 0 \leq k_1, k_2, \dots, k_m < n}} \binom{n}{k_1, k_2, \dots, k_m} C_l^{g \cdot \prod_{t=1}^m p_t^{k_t-1}}.$$

Proof.

Using the multinomial theorem one finds

$$\begin{aligned} (S)^n &= (C_{p_1}^1 + C_{p_2}^1 + \dots + C_{p_m}^1)^n = \sum_{k_1+k_2+\dots+k_m=n} \binom{n}{k_1, k_2, \dots, k_m} \prod_{t=1}^m (C_{p_t}^1)^{k_t} = \\ &= \sum_{i=1}^m (C_{p_i}^1)^n + \sum_{\substack{k_1+k_2+\dots+k_m=n \\ 0 \leq k_1, k_2, \dots, k_m < n}} \binom{n}{k_1, k_2, \dots, k_m} \prod_{t=1}^m (C_{p_t}^1)^{k_t} \end{aligned} \quad (5)$$

The resulting formula 5 is obtained by extrapolating the cases in which a $k_i = n$. Another transformation is possible according with the Lemma 1.

$$\sum_{i=1}^m (C_{p_i}^1)^n + \sum_{\substack{k_1+k_2+\dots+k_m=n \\ 0 \leq k_1, k_2, \dots, k_m < n}} \binom{n}{k_1, k_2, \dots, k_m} \prod_{t=1}^m (C_{p_t}^1)^{k_t} =$$

$$\begin{aligned}
 &= \sum_{i=1}^m (C_{p_i}^1)^n + \sum_{\substack{k_1+k_2+\dots+k_m=n \\ 0 \leq k_1, k_2, \dots, k_m < n}} \binom{n}{k_1, k_2, \dots, k_m} C_{l(p_1, p_2, \dots, p_m, k_1, k_2, \dots, k_m)}^{g(p_1, p_2, \dots, p_m, k_1, k_2, \dots, k_m) \cdot \prod_{t=1}^m p_t^{k_t-1}} = \\
 &= \sum_{i=1}^m C_{p_i}^{n-1} + \sum_{\substack{k_1+k_2+\dots+k_m=n \\ 0 \leq k_1, k_2, \dots, k_m < n}} \binom{n}{k_1, k_2, \dots, k_m} C_{l(p_1, p_2, \dots, p_m, k_1, k_2, \dots, k_m)}^{g(p_1, p_2, \dots, p_m, k_1, k_2, \dots, k_m) \cdot \prod_{t=1}^m p_t^{k_t-1}}.
 \end{aligned}$$

□

For k equal to 0 we assume that $(S)^0$ is equal to C_1^1 , the neutral element of the product operation. Let us go back to Equation 1 which is the problem that we want to solve, it can be rewritten as follows:

$$\left(\bigoplus_{j=1}^{S_1} C_{p_{1j}}^1 \odot X_1 \right) \oplus \left(\bigoplus_{j=1}^{S_2} C_{p_{2j}}^1 \odot X_2 \right) \oplus \dots \oplus \left(\bigoplus_{j=1}^{S_k} C_{p_{kj}}^1 \odot X_k \right) = \bigoplus_{j=1}^m C_{q_j}^{n_j} \quad (6)$$

with S_i , the number of different components in the system i , p_{ij} means the value of the period of the j^{th} component in the system i . In the right term, there are m different periods, where for the j^{th} different period n_j is the number of components and q_j the value of the period. However, Equation (6) is still hard to solve. We can simplify it performing a **contraction step** which consists in cutting Equation (6) into two simpler equations: $(C_{p_{11}}^1 \odot X_1) = W$, where $W \subseteq \bigoplus_{i=1}^m C_{q_i}^{n_i}$ and $((C_1^1 \odot Y) = \bigoplus_{i=1}^m C_{q_i}^{n_i} \setminus W)$ with

$Y = \left(\bigoplus_{i=2}^{S_1} C_{p_{1i}}^1 \odot X_1 \right) \oplus \left(\bigoplus_{j=1}^{S_2} C_{p_{2j}}^1 \odot X_2 \right) \oplus \dots \oplus \left(\bigoplus_{j=1}^{S_k} C_{p_{kj}}^1 \odot X_k \right)$. By applying recursively a contraction step on all the partitions of W and on the second equation obtained (*i.e.* the one containing Y) one finds that solving Equation (6) boils down to solving multiple times the following equation:

$$C_p^1 \odot X = C_q^n. \quad (7)$$

If the variable X presents a power different from one, it is possible use the Lemma 3 in order to study the squared by the power. However, equations of the shape of Equation 7 will be numerous therefore an efficient practical algorithm able to enumerate all its solutions is needed. In fact, we can propose the following bounds to know how many times equations of the shape Equation 7 are solved. Let us denote by Z the number of times that we will solved such equations, we have the following: $m \leq Z \leq \left(\frac{(\sum_{i=1}^m n_i) + (\sum_{j=1}^k S_j) - 1}{(\sum_{j=1}^k S_j) - 1} \right)$. This is what it is proposed in the next section.

Proof. The contraction step is necessary in order to study all possible way for produce the right term with the components in the left part of the equation. Accordingly, it is necessary understand the number of possible decompositions of the right term in order to discover the bounds for the number of the executions of the `colored-tree` method (a decomposition corresponds to assign a subset of the components of the right part to a product operation between a variable and a known component). For each period a Star and Bars decomposition is applied, in general fixed a q_i the n_i components are divided in $\sum_{j=1}^k S_j$ groups, in this case there are $\binom{n_i + \sum_{j=1}^k S_j - 1}{\sum_{j=1}^k S_j - 1}$ different ways for divide the components. As a consequence for all the components in the right term there are $\prod_{i=1}^m \binom{n_i + \sum_{j=1}^k S_j - 1}{\sum_{j=1}^k S_j - 1}$ feasible divisions. In the worst case for each coefficient the product operation must produce at least one components of each possible periods in the right term, this means $m \cdot \sum_{j=1}^k S_j - 1$ executions of the `colored-tree`. In this way it is possible understand that the upper bound of the `colored-tree` execution is $\prod_{i=1}^m \binom{n_i + \sum_{j=1}^k S_j - 1}{\sum_{j=1}^k S_j - 1} \cdot m \cdot \sum_{j=1}^k S_j - 1$.

For the lower bound, in general, we know that in order to have m different periods in the right term at least m product operations must be computed, for this reason the bound is equal to $\prod_{i=1}^m \binom{n_i + \sum_{j=1}^k S_j - 1}{\sum_{j=1}^k S_j - 1} \cdot m$. \square

4 The ColoredTable Method

First of all, let us formally define the problem and analyze its complexity.

Definition 1 (DSECP). *The (finite) Discrete Dynamical Systems Solving Equations on Components Problem is a problem which takes in input C_p^1 and C_q^n and outputs the list of all the solutions X to the equation $C_p^1 \odot X = C_q^n$.*

Solving DSECP is hard but still tractable. Indeed, the following lemma classifies our problem in EnumP. Recall that EnumP is the complexity class of enumeration problems for which a solution can be verified in polynomial time [Strozecki, 2010]. It can be seen as the enumeration counterpart of the NP complexity class.

Lemma 4. DSECP is in EnumP.

Proof. One just needs to be able to check if a given value is a solution in polynomial time. This can be done in linear time using Lemma 1. \square

Notation. For any $n, p, q \in \mathcal{N} \setminus \{0\}$, let $T_{p,q}^n$ denote the set of solutions of Equation (7) and $S_{p,q}^n$ the set of solutions returned by the `colored-tree` method.

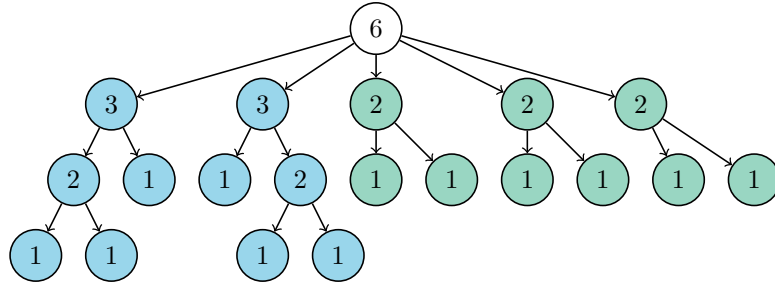
The `colored-tree` method is pretty involved, we prefer start to illustrate it by an example.

Example 1. Consider the equation $C_2^1 \odot X = C_6^6$. The algorithm consists in two distinct phases: tree building and solution aggregation. In the first phase, the algorithm enumerates all the divisors \mathcal{D} of 6 i.e. $\{6, 3, 2, 1\}$. It then applies a making-change decomposition algorithm (MCDA) [Adamaszek and Adamaszek, 2010] in which the total sum is 6 and the allowed set of coins is $\mathcal{D}' = \mathcal{D} \setminus \{6\}$. MCDA decomposes 6 as $3 + 3$ (which is an optimal decomposition). MCDA is then applied recursively (always using \mathcal{D}' as the set of coins). We obtain $(6 = 3 + 3)$, $(3 = 2 + 1)$ and $(2 = 1 + 1)$ as reported in Table 1. At this point, a check is performed to ensure that all possible ways of decomposing 6 using \mathcal{D}' is present in the tree. In our case, we already have $[3, 3]$ found by the first run of MCDA. We also found: $[3, 2, 1]$, $[2, 2, 1, 1]$, $[1, 1, 2, 1, 1]$, $[1, 1, 1, 1, 1, 1]$ by the recursive application of MCDA. By performing the check, we discover that the decomposition of 6 as $[2, 2, 2]$ is not represented in the current tree. For this reason, $[2, 2, 2]$ is added to the set of splits of 6 as illustrated in Figure 2, it is assigned a new color and a recursive application of MCDA is started on the newly added nodes. A new check ensures that all decompositions are present. This ends the building phase. The resulting tree is reported in Figure 2.

After this first phase of construction of the tree, the aggregation of solutions starts. Remark that each node m represents the equation $C_p^1 \odot X = C_q^m$ that we call the **node equation**. The single component solution is called the **node solution** and it is obtained

Node	Splits	Node solution	Subtree solutions set
6	[3,3][2,2,2]	C_6^1	$\{C_6^1, C_3^2, C_1^1 + C_2^1 + C_3^1, C_3^1 + C_1^3, C_2^1 + C_1^4, C_1^6, C_2^3, C_2^1 + C_2^2\}$
3	[2,1]	C_3^1	$\{C_3^1, C_1^1 + C_2^1, C_1^3\}$
2	[1,1]	C_2^1	$\{C_2^1, C_1^2\}$
1	\emptyset	C_1^1	$\{C_1^1\}$

Table 1: Final data-structure storing all the decomposition, each solution for each value and at each step, the set of all solutions for a given value.


 Figure 2: The colored tree for the equation $C_2^1 \odot X = C_6^6$ after the completeness check.

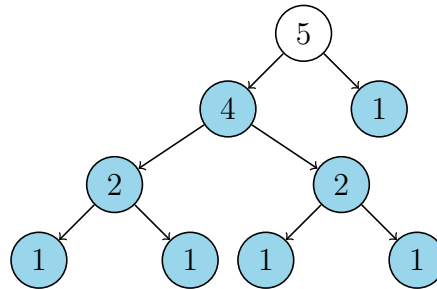
thanks to Lemma 1, $C_{\frac{q}{p} \times m}^1$ whenever a **feasible solution** exists i.e. if $\gcd(p, \frac{q}{p} \times m) = m$ and $\text{lcm}(p, \frac{q}{p} \times m) = q$. For example, for $m = 3$ one finds $x = C_3^1$. To find all the solutions for the current node one must also take the Cartesian product of the solutions sets in the subtrees of the same color and then the union of the solution sets of nodes of different colors (different splits). For example, for $m = 6$ (i.e. the root node), one has that the node solution is C_6^1 . From the subtrees of green color one finds $\{C_3^1, C_1^1 + C_2^1, C_1^3\} \times \{C_3^1, C_1^1 + C_2^1, C_1^3\}$ and from the blue subtree $\{C_1^2, C_2^1\} \times \{C_1^2, C_2^1\} \times \{C_1^2, C_2^1\}$. Therefore, the final solution set for the node 6 is $\{C_6^1, C_3^2, C_1^1 + C_2^1 + C_3^1, C_3^3 + C_1^1, C_2^2 + C_1^4, C_1^6, C_2^3, C_1^2 + C_2^2\}$.

Example 2. Consider the equation $C_2^1 \odot X = C_4^5$. In the first phase, the algorithm enumerates all the divisors \mathcal{D} of 4 i.e. $\{4, 2, 1\}$. It then applies a making-change decomposition algorithm (MCDA) [Adamaszek and Adamaszek, 2010]. MCDA decomposes 5 as $4 + 1$ (which is an optimal decomposition). MCDA is then applied recursively (always using \mathcal{D}' as the set of coins). We obtain $(5 = 4 + 1)$, $(4 = 2 + 2)$ and $(2 = 1 + 1)$ as reported in Table 2. At this point, a check is performed to ensure that all possible

Node	Splits	Node solution	Subtree solutions set
5	[4,1]	$\{\}$	$\{\}$
4	[2,2]	$\{\}$	$\{C_4^2\}$
2	[1,1]	C_4^1	$\{C_1^4\}$
1	\emptyset	$\{\}$	$\{\}$

Table 2: Final data-structure storing all the decomposition, each solution for each value and at each step, the set of all solutions for a given value.

ways of decomposing 5 using \mathcal{D}' is present in the tree. In our case, we already have $[4, 1]$ found by the first run of MCDA. We also found: $[2, 2, 1]$, $[2, 1, 1, 1]$, $[1, 1, 1, 1, 1]$ by the recursive application of MCDA. By performing the check, we discover that all the possible decompositions of 5 are represented in the current tree. This ends the building phase. The resulting tree is reported in Figure 3. After this first phase of construction


 Figure 3: The tree represented in the table for $C_2^1 x = C_4^5$, after the check of completeness.

of the tree, the aggregation of solutions starts. In this case the tree presents only one

color. Remark that if in the cartesian product a empty set is involved, the result of the operation is the empty set. For example, for $m = 2$, one has that the node solution is C_4^1 . From the subtrees of the node one finds a empty set, but with the union of the solution of the node, the subtree solutions set for $m = 2$ is $\{C_4^1\}$. Moreover, the final solution set for the node 5 is the empty set, in fact in the cartesian product $m = 1$ is involved (empty set) but also the solution node for $m = 5$ is empty. In this case the method return a empty set of solutions, that represents the impossibility of the equation.

Example 3. Consider the equation $C_2^1 \odot X = C_6^{12}$. In the first phase, the algorithm enumerates all the divisors \mathcal{D} of 6 i.e. $\{6, 3, 2, 1\}$. It then applies a making-change decomposition algorithm (MCDA) [Adamaszek and Adamaszek, 2010]. MCDA decomposes 12 as $6 + 6$ (which is an optimal decomposition). MCDA is then applied recursively (always using \mathcal{D}' as the set of coins). We obtain $(12 = 6 + 6)$, $(6 = 3 + 3)$, $(3 = 2 + 1)$ and $(2 = 1 + 1)$ as reported in Table 3. At this point, a check is performed

Node	Splits	Node solution	Subtree solutions set
12	[6,6]	$\{\}$	$\{C_3^4 + C_6^4, C_3^{12}, C_6^6, C_3^6 + C_6^3, C_6^2 + C_3^8, C_3^2 + C_6^5, C_6^1 + C_3^{10}\}$
6	[3,3] [2,2,2]	$\{\}$	$\{C_3^6, C_6^2 + C_3^2, C_3^4 + C_6^1, C_6^3\}$
3	[2,1]	$\{\}$	$\{C_3^3, C_6^1 + C_3^1\}$
2	[1,1]	C_6^1	$\{C_6^1, C_3^2\}$
1	\emptyset	C_3^1	$\{C_3^1\}$

Table 3: Final data-structure storing all the decomposition, each solution for each value and at each step, the set of all solutions for a given value.

to ensure that all possible ways of decomposing 12 using \mathcal{D}' is present in the tree. In our case, the decomposition of 6 in $[2, 2, 2]$ is added in each occurrence of 6. This ends the building phase. The resulting tree is reported in Figure 4. After this first phase of

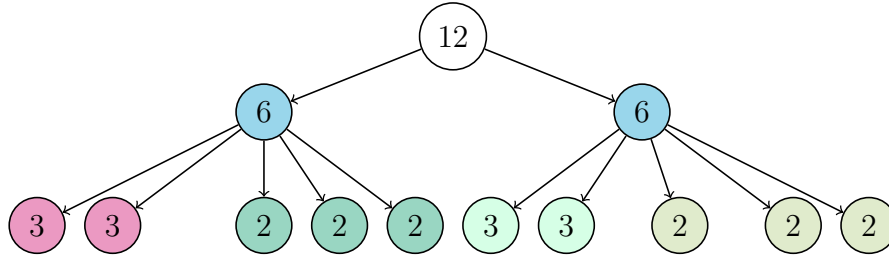


Figure 4: The first two levels of the tree represented in the table for $C_2^1 x = C_6^{12}$, after the check of completeness.

construction of the tree, the aggregation of solutions starts. To find the solutions for the current node one must also take the Cartesian product of the solutions sets in the subtrees of the same color and then the union of the solution sets of nodes of different colors (different splits). For example, for $m = 12$ (i.e. the root node), the cartesian product between 6 and 6 is computed, but for $m = 6$ (in each occurrence) two cartesian operations and a union are necessary. Therefore, the final solution set for the node 12 is $\{C_3^4 + C_6^4, C_3^{12}, C_6^6, C_3^6 + C_6^3, C_6^2 + C_3^8, C_3^2 + C_6^5, C_6^1 + C_3^{10}\}$.

Although we can describe our algorithm with a pseudocode, and then we can sketch some proofs about its soundness, completeness and termination.

Listing 1: **Colored-Tree** - Complete algorithm for the enumeration problem.

```

1 procedure Colored-Tree(p, n, q):
2     // input 'p,q,n': the parameters of the equation
3     // enumerate all the solutions of the equation

```

```

4      node,splits,nodeSolution,SubTreeSolutions=[]
5      D=divisors(q)
6      node.add(n,1)
7      for i in node.length do
8          if (node[i]!=1) then
9              splits[i]=MCDA(node[i],D \ node[i])
10             generateNewNodes(splits[i])
11             SubTreeSolutions[i].add(nodeSolutions[i])
12         end
13     end
14     checkRepresented()
15     for i in node.length do
16         nodeSolution[i]=computeSingleSolution(node[i])
17     end
18     IncreaseOrder()
19     for i in node.length do
20         if (node[i]!=1) then
21             solutionsSplits=[]
22             for j in splits[i] do
23                 solutionsSplits.add(cartesian(splits[i][j]))
24             end
25             SubTreeSolutions[i].add(union(solutionsSplits))
26         end
27     end
28     return SubTreeSolutions[node.length]

```

The Listing 1 presents the procedure using some particular functions:

- **generateNewNodes** adds the elements of the split not yet represented as nodes in the nodes set.
- **MCDA** computes the optimal solutions of the making-change problem for a node value and a set of coins.
- **computeSingleSolution** returns the node solution for a node equation represented with a node.
- **checkRepresented** check if all the possible decompositions of the root are represented, otherwise add the corresponding sub-tree.
- **IncreaseOrder** permutes the row of the table in the increasing order according to the value of the nodes.

Now we can sketch some proofs about its soundness, completeness and termination.

Lemma 5 (Soundness). *For all $n, p, q \in \mathcal{N} \setminus \{0\}$, $S_{p,q}^n \subseteq T_{p,q}^n$.*

Proof. Let us prove the soundness by induction on the depth of the tree from leaves to root. Induction base: if there is only one step, we know by Lemma 1, that a solution found is feasible iff $\gcd(p, \frac{q}{p} \times m) = m$ and $\text{lcm}(p, \frac{q}{p} \times m) = q$. The induction step is performed by considering that all sets of solutions are valid at a step n and by showing that either by Cartesian product or union (according to the color), the set of solutions stays valid at the step $n + 1$. \square

Lemma 6 (Completeness). *For all $n, p, q \in \mathcal{N} \setminus \{0\}$, $T_{p,q}^n \subseteq S_{p,q}^n$.*

Proof. Toward a contradiction. Let us assume that it exists a solution S , such that colored-tree method does not return it. This implies that it exists a decomposition of n , which leads to S , such that this decomposition is not in the tree. Contradiction, an exhaustive check is performed to assure that all the decompositions are there. Therefore, all solutions are returned. \square

Lemma 7 (Termination). *The colored-tree method always terminates.*

Proof. The building phase always terminates since the colored-tree has maximal depth D' and the number of different possible colors is bounded by 2^k where k is the size of the multiset containing n/p_i copies of the divisor p_i per each divisor in D' . The aggregation phase always terminates since it performs a finite number of operations per each node of the colored tree. \square

Now that we have defined the problem, its complexity and a sound and complete algorithm to solve it. It is time to experimentally evaluate it in order to study its scalability.

5 Experimental Evaluations

The colored-tree method provides a complete set of solutions simple equations of type Equation 7. Its complexity can be experimentally measured counting the number of nodes in the colored tree.

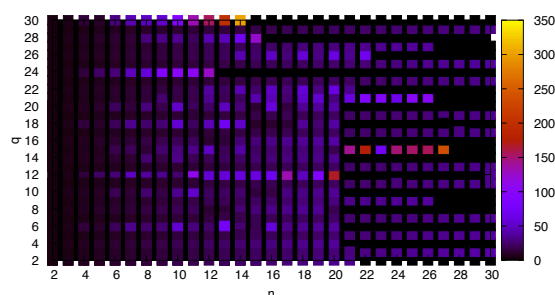


Figure 5: The number of nodes in the colored tree as a function of n and q .

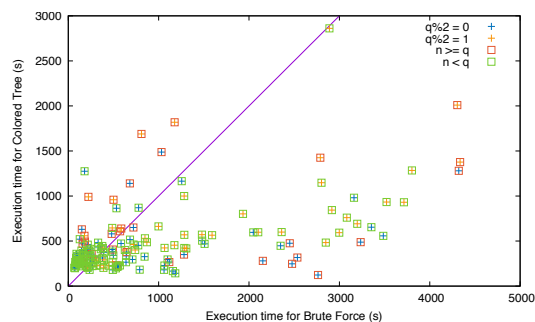


Figure 6: The brute force approach vs. colored-tree method w.r.t. execution time (in seconds).

Figure 5 shows how the complexity grows as a function of n and q . For this case, we set $p = q$ to ensure that we always at least one solution and therefore a tree-decomposition. Notice that, in some cases, the complexity is particularly high due to specific analytical relations between the input parameters that we are going to study in the future. Notice also that our method seems to have a weakness when q is an even number. This is easily explained: in many cases, all the divisors can be expressed by the other ones. Therefore the check that ensures that all the decompositions are present is particularly time- and memory-consuming.

Since there is no other competitor algorithm at the best of our knowledge, we compared the colored-tree method to a brute force algorithms. Results are reported in Figure 6. As expected, the colored-tree method outperforms the brute force solution, sometimes with order of magnitude faster. However, when the input equation has small coefficients, the colored-tree method performs worse. This can be explained considering that building the needed data structures requires a longer time then the execution of the brute force algorithm.

6 Conclusion

[Dennunzio et al., 2018] introduced a formalism to study polynomial equations over finite DDS as boolean automata networks used biological modeling for genetic regulation networks and metabolic networks. They argued that polynomial equations is a convenient tool for the analysis of the dynamics of a system. However, algorithmically solving such equations is an unfeasible task. In this article, we propose a practical way to partially overcome those difficulties using a couple approach which aims at studying separately the number of component (*i.e.* the number of attractors) and the number of nodes. This paper proposes an algorithm for the number of components of the solution of a polynomial equation over finite DDS.

One of the core routines of the algorithm uses a brute force check for the make-change problem which clearly affect the overall performances. Therefore, a natural research direction consists in finding a better performing routine. A other way would be to parallelize the whole computation, indeed it seems to have a nice parallelization property. Another interesting research direction consists in better understanding the computational complexity of the DSECP. We are still hardworking to improve the performances of the algorithm to have strong scalability properties in the perspective of providing an handy tool which can be really exploited by bioinformaticians in the study of their automata networks and test their hypothesis.

Acknowledgments

This work has been partly funded by IDEX UCA^{JEDI}.

References

- [Adamaszek and Adamaszek, 2010] Adamaszek, A. and Adamaszek, M. (2010). Combinatorics of the change-making problem. *Eur. J. Comb.*, 31(1):47–63.
- [Bornholdt, 2008] Bornholdt, S. (2008). Boolean network models of cellular regulation: prospects and limitations. *Journal of The Royal Society Interface*, 5:85–94.
- [Capelli and Strozecki, 2017] Capelli, F. and Strozecki, Y. (2017). On the complexity of enumeration. *CoRR*, abs/1703.01928.
- [Dennunzio et al., 2018] Dennunzio, A., Dorigatti, V., Formenti, E., Manzoni, L., and Porreca, A. E. (2018). Polynomial equations over finite, discrete-time dynamical systems. In *Proc. of ACRI'18*, pages 298–306.
- [Sené, 2012] Sené, S. (2012). *On the bioinformatics of automata networks*. Habilitation à diriger des recherches, Université d’Evry-Val d’Essonne.
- [Strozecki, 2010] Strozecki, Y. (2010). *Enumeration complexity and matroid decomposition*. PhD thesis, Université Paris Diderot - Paris 7.