

Determination of Power of Groove fields under Dirichlet conditions associated with axisymmetric Electromagnetic fields

¹Sanjay Kumar and ²Rakhi Tiwari

¹P.G. Centre Department of Mathematics, Ram Dayalu Singh College

²Nitishwer College

Muzaffarpur-842002, Bihar, INDIA.

Email: dr.sanjaykumar06@gmail.com; rakhibhu2117@gmail.com

Abstract

The present paper gives an interaction of electromagnetic waves with a smooth convex triangular obstacle and its adjacent wedge regions. We attempt to find the power of groove fields under Dirichlet conditions associated with axisymmetric electromagnetic field. A field intensity may be expressed in terms of a damped wave with a space attenuation depending on the physical parameters like conductivity, permittivity and permeability associated with an obstacle placed across the lines of force due to a given EM field. Groove field and their associated powers based on Dirichlet conditions on the groove surfaces have been determined. Knowledge of groove field is essential for precise designing of triangular corrugated structures for studying the blazing effect of propagating EM wave. We find that an echellete model or an antenna may act as a Sensor for receiving wide range of frequencies subject to the restriction $\lambda > \frac{2\pi}{\xi_i}$ whereas the said antenna would act as a Transmitter for radiating wide range

of frequencies subject to the restriction $\lambda < \frac{2\pi}{\xi_i}$. The governing Maxwell's equation is solved subject to the Dirichlet condition of the field intensity on the boundaries of the said groove regions. Theory of Fourier-Bessel series has been applied for the present purpose.

Keywords: Electromagnetic field intensities, Groove fields, Convex triangular prism, Maxwell's equations.

1. Introduction

A convex triangular obstacle forms a crucial part of a periodic echellete grating. In recent years [1-9], several results have been reported by authors and scientists pertaining to the propagation of singularities due to reflection, grazing and diffraction of an EM wave through a smooth convex triangular prism K (Figure 1). The prism is supposed to be hollow with an open rectangular base, having a flare angle β , the groove depth ' h ' and the period ' d ' associated with the aforesaid grating. Present work is concerned with a model M , consisting of a convex triangular prism and its adjacent wedge surfaces, has been considered subject to cylindrical mode of the propagating EM wave (Figure 2).

The governing Maxwell's equations

$$\nabla \times \vec{H} = \vec{J} + \sigma \vec{E} + \epsilon \frac{\partial \vec{E}}{\partial t}, \nabla \times \vec{E} = -\frac{\partial \vec{B}}{\partial t} = -\mu \frac{\partial \vec{H}}{\partial t}$$

and

(1)

$$\nabla^2 \vec{F} = \mu \left(\sigma \frac{\partial \vec{F}}{\partial t} + \epsilon \frac{\partial^2 \vec{F}}{\partial t^2} \right)$$

have been encountered subject to Dirichlet conditions on the boundaries ∂K of M . Dirichlet's problem is an example of well posed boundary value problem as observed earlier [10-11].

\vec{H} , \vec{E} and $\vec{F} = (\vec{H} \vee \vec{E})$ being the magnetic intensity vector, electric intensity vector and the combined field intensity vector $\vec{F} = (\vec{H} \vee \vec{E})$ respectively. The physical elements $\sigma, \epsilon, \mu, \vec{J}$ and \vec{B} stand for conductivity, permittivity, permeability, current density and magnetic flux density associated with ' M ', respectively.

Motive of our work is to determine the vector field intensity \vec{F} by using cylindrical coordinates (ρ, ϕ, z) subject to the assumption $\frac{\partial F}{\partial \phi} = 0$ (Axisymmetric condition), leading finally to

a cylindrical wave. The vector field \vec{F} has been matched with the prescribed fields on ∂K by virtue of the Fourier-Bessel series. We find that an echellete model or an antenna may act

as a Sensor for receiving wide range of frequencies subject to the restriction $\lambda > \frac{2\pi}{\xi_i}$ whereas

the said antenna would act as a Transmitter for radiating wide range of frequencies subject to the restriction $\lambda < \frac{2\pi}{\xi_i}$.

The results have been further utilized for computing the groove fields and their associated powers which is essential for precise designing of triangular corrugated structures for studying the blazing effect of propagating EM wave.

2. Formulation of the problem

Consider the Maxwell's equation:

$$\nabla^2 \vec{F} = \frac{\partial^2 \vec{F}}{\partial x_1^2} + \frac{\partial^2 \vec{F}}{\partial x_2^2} + \frac{\partial^2 \vec{F}}{\partial x_3^2} = \mu(\sigma \frac{\partial \vec{F}}{\partial t} + \epsilon \frac{\partial^2 \vec{F}}{\partial t^2}) \quad (2)$$

where $\vec{F} = \vec{F}(x_1, x_2, x_3, t)$ stands for vector field intensity. Transforming (2) by using cylindrical coordinates $x_1 = \rho \cos \phi, x_2 = \rho \sin \phi, x_3 = x_3$, one can arrive at the solution

$$\nabla^2 \vec{F} = [\frac{\partial^2 \vec{F}}{\partial \rho^2} + \frac{1}{\rho} \frac{\partial \vec{F}}{\partial \rho} + \frac{\partial^2 \vec{F}}{\partial x_3^2}] = \mu(\sigma \frac{\partial \vec{F}}{\partial t} + \epsilon \frac{\partial^2 \vec{F}}{\partial t^2}) \quad (3)$$

subject to axisymmetric condition $\frac{\partial \vec{F}}{\partial \phi} = 0$

Now, using the method of separation of variables, we arrive at the solution of the eq. (3) in the form:

$$F(\rho, x_3, t) = F_1(\rho).F_2(x_3).F_3(t) \quad (4)$$

where $F_1(\rho), F_2(x_3)$ and $F_3(t)$ satisfy the following differential equations:

$$\rho^2 F_1''(\rho) + \rho F_1'(\rho) + \xi^2 \rho^2 F_1(\rho) = 0 \quad (5)$$

$$F_2''(x_3) + \alpha^2 F_2(x_3) = 0 \quad (6)$$

and

$$\mu(\epsilon F_3''(t) + \sigma F_3'(t) + k^2 F_3(t)) = 0 \quad (7)$$

where k is the wave number, $\alpha^2 = \xi^2 - k^2$ such that ξ is a constant.

Solving the equations (5) to (7), one can finally arrive at the solution

$$F(\rho, x_3, t) = J_0(\rho\xi)F_2(x_3)F_3(t) \quad (8)$$

in the form of equation (4), where $j = \sqrt{-1}$ and $2\mu \in \omega = \sqrt{-\mu^2\sigma^2 + 4\mu \in k^2}$ subject to the restriction that $2k\sqrt{\varepsilon} > \sqrt{\mu}\sigma$ and $\xi > k$ or $\xi < k$. By virtue of the wave nature of the EM field $F(\rho, x_3, t)$.

$F_3(t)$ can be expressed as:

$$F_3(t) = \exp(j\omega t - (\frac{\sigma t}{2\epsilon})) \quad (9)$$

The solution (8) furnishes one of the following possibilities:

$$F_2(x_3) = Ae^{\alpha x_3} + Be^{-\alpha x_3} \quad (\alpha > 0) \quad (10)$$

or

$$F_2(x_3) = Ae^{\alpha j x_3} + Be^{-\alpha j x_3} \quad (\alpha > 0) \quad (11)$$

according as $\xi > k$ or $\xi < k$ respectively, A and B being arbitrary constants. The validity of the solutions (10) and (11) can be justified subject to the existence of the following physical situations:

- (i) The solution (10) furnishes the space attenuation $e^{\pm\alpha x_3}$ along the positive or negative x_3 (or z) axis, provided that the concerning EM field is associated with Floquet's space harmonic mode.

In particular regarding the attenuation along the positive z - axis, field intensity can be obtained in the following form:

$$F(\rho, x_3, t) = J_0(\rho\xi)e^{-\alpha x_3}F_3(t) \quad (\alpha > 0) \quad (12)$$

where ' α ' is a damping factor which supports the restriction $\xi > k$.

In other words associating the restriction $\xi > k$ with the relation $k = \frac{2\pi}{\lambda}$, one can

arrive at the restriction $\lambda > \frac{2\pi}{\xi}$ for the attenuation of the wave along the positive

z - axis.

However, the possibility of solution

$$F(\rho, x_3, t) = J_0(\rho\xi)e^{\alpha x_3}F_3(t)$$

($\alpha > 0, x_3 > 0$) does not arise due to Sommerfeld radiation condition of ' F ' at infinity ($x_3 \rightarrow \infty$).

- (ii) The solution (11) gives rise to the possibility of EM wave propagation ($e^{\pm \alpha j x_3}$) along the z -axis subject to the restriction that $\lambda < \frac{2\pi}{\xi}$.
- (iii) The solution (12) gives rise to a standing EM wave whereas the combination of (8) and (11) gives rise to the propagating EM wave along the z -axis.
- (iv) The solution (12) gives rise to the space attenuation $e^{-\alpha x_3}(\alpha > 0)$ and the time attenuation $e^{\frac{-\sigma t}{2\epsilon}}$ of the EM wave. The time attenuation takes place in the groove regions $R_i(i=1,2)$ and the substrate region enclosed by the prism K whenever the medium is conducting ($\sigma \neq 0$).

Summing up the physical considerations (i) to (iv), one can designate the solution (8) as a cylindrical wave of frequency ω having its amplitude $J_0(\rho\xi)F_2(x_3)$ and the

time attenuation $e^{\frac{-\sigma t}{2\epsilon}}$.

Fourier-Bessel series for the solution (8):

In order to match the solution (8) on the boundaries ∂K of the model ' M ', it is essential to sum up the same solution in the form of Fourier-Bessel series.

$$F(\rho, x_3, t) = \sum_{i \in J^+} \vec{A}_i(F) J_0(\rho\xi_i) F_2(x_3) F_3(t) \quad (13)$$

where $\alpha_i^2 = \xi_i^2 - k^2$ and ξ_i is the i^{th} positive root of the transcendental equation

$$HJ_0(\rho_0\xi) + \rho_0\xi J_0'(\rho_0\xi) = 0 \quad (14)$$

where ' H ' is a prescribed constant, $\vec{A}_i(F)$ stands for the vector coefficients given by

$$\sum_{p=1}^3 A_i^p(E) \vec{e}_p \text{ of the EM field intensity } \vec{F}(\rho, x_3, t), \rho_0 \text{ assumes the values } a, \frac{a \sin \beta}{\sin(\theta + \phi + \beta)}, b \text{ and}$$

$\frac{d \sin \theta}{\sin(\phi - \theta)}$ on the faces OA, AC, OB and BC' of the model 'M' respectively. ' ρ ' is limited to the variation 0 to a on the face OA ($\phi = -\theta$), 0 to $\frac{a \sin \beta}{\sin(\theta + \phi + \beta)}$ on the face AC ($-\theta \leq \phi \leq 0$), 0 to ' b ' on the face OB ($\phi = -\theta - \beta$) and 0 to $\frac{d \sin \theta}{\sin(\phi - \theta)}$ for the face BC' ($-\pi \leq \phi \leq -\theta - \beta$), respectively.

Now assuming Dirichlet's conditions

$$\begin{aligned} F|_{OA} &= F_1(x', 0, x_3), F|_{AC} = F_2(a, y', x_3) \\ F|_{OB} &= F_3(0, y', x_3), F|_{BC'} = F_4(x', -b, x_3) \end{aligned} \quad (15)$$

initially ($t=0$) on the boundaries ∂K , one can match the solution (13) and (15) successively by using the series (13) for $t=0$, and as such the unknown coefficients $A_i(F)$ are given by the following formulae [12]

$$A_i^p(F) e^{-\alpha_i x_3} C_0(\rho_0, \xi_i) = (I_1, I_2, I_3, I_4) \quad (16)$$

where

$$C_0(\rho_0, \xi_i) = \frac{1}{2} \left(\frac{J_0(\rho_0 \xi_i)}{\rho \xi_i} \right)^2 (s^2 \rho_0^2 \xi_i^2 + u^2) \quad (17)$$

$$I_1 = \int_{\rho=0}^a \rho J_0(\rho \xi_i) F_1(\rho, 0, x_3) d\rho \quad (18)$$

$$\begin{aligned} I_2 &= F_2\left(a, \frac{a \sin(\theta + \phi)}{\sin(\theta + \phi + \beta)}, x_3\right) \int_{\rho=0}^{\frac{a \sin \beta}{\sin(\theta + \phi + \beta)}} \rho J_0(\rho \xi_i) d\rho \\ &= F_2\left(a, \frac{a \sin(\theta + \phi)}{\sin(\theta + \phi + \beta)}, x_3\right) \left(\frac{a \sin \beta \xi_i^{-1}}{\sin(\theta + \phi + \beta)} \right) J_1\left(\frac{a \xi_i \sin \beta}{\sin(\theta + \phi + \beta)} \right) \end{aligned} \quad (19)$$

$$I_3 = \int_{\rho=0}^b \rho J_0(\rho \xi_i) F_3(0, y', x_3) d\rho \quad (20)$$

$$I_4 = F_4\left(\frac{-b \sin(\theta + \phi + \beta)}{\sin(\theta + \phi)}, -b, x_3 \right) \int_{\rho=0}^{\frac{d \sin \theta}{\sin(\phi - \theta)}} \rho J_0(\rho \xi_i) d\rho$$

$$= F_4\left(\frac{-b \sin(\theta + \phi + \beta)}{\sin(\theta + \phi)}, -b, x_3\right) \left(\frac{d \sin \theta \xi_i^{-1}}{\sin(\phi - \theta)}\right) J_1\left(\frac{d \xi_i \sin \theta}{\sin(\phi - \theta)}\right) \quad (21)$$

where the term by term integrations in I_2 and I_4 are easily justified, $J_1(z)$ stands for the Bessel function of order unity, the coordinates x' and y' are given by the transformation

(Figure 3)

$$\begin{aligned} x_1 &= \rho \cos \phi = x' \cos \theta - y' \cos(\theta + \phi) \\ x_2 &= \rho \sin \phi = -x' \sin \theta + y' \sin(\theta + \phi) \end{aligned} \quad (22)$$

over the groove regions $R_i (i=1,2)$ of the model 'M' [3].

Determination of Powers of the Groove fields:

Recalling the expression (13) for the axisymmetric EM field over the wedge regions $R_i (i=1,2)$, one can arrive at the expressions for the powers $P_{R_i} (i=1,2)$ of the groove fields in the following forms:

$$P_{R_1} = \int_{\rho=0}^{\rho_{AC}} \left[\sum_{i=1}^{\infty} |A_i(F)|^2 |F_2(x_3, i)|^2 |G(t)|^2 J_0(\rho, \xi_i) + \sum_{i \neq j} A_i(F) A_j^*(F) F_2(x_3, i) F_2^*(x_3, j) |G(t)|^2 J_0(\rho \xi_i) J_0(\rho \xi_j) \right] d\rho \quad (23)$$

$$P_{R_2} = \int_{\rho=0}^{\rho_{BC'}} \left[\sum_{i=1}^{\infty} |A_i(F)|^2 |F_2(x_3, i)|^2 |G(t)|^2 J_0(\rho, \xi_i) + \sum_{i \neq j} A_i(F) A_j^*(F) F_2(x_3, i) F_2^*(x_3, j) |G(t)|^2 J_0(\rho \xi_i) J_0(\rho \xi_j) \right] d\rho \quad (24)$$

$$\rho_{AC} = \frac{a \sin \beta}{\sin(\theta + \phi + \beta)} (-\theta \leq \phi \leq 0)$$

$$\rho_{BC'} = \frac{d \sin \theta}{\sin(\phi - \theta)} (-\pi \leq \phi \leq -\theta - \beta)$$

$$F_2(x_3, i) = F_2(x_3) \big|_{\alpha_i^2 = \xi_i^2 - k^2}, F_2(x_3, j) = F_2(x_3) \big|_{\alpha_j^2 = \xi_j^2 - k^2}$$

Now integrating term by term with the aid of the results, we obtain:

$$J_0^2(\rho \xi_i) = \sum_{r,s=1}^{\infty} \frac{(-\rho^2 \xi_i^2)^{r+s}}{r! s!}$$

and

$$J_0(\rho\xi_i)J_0(\rho\xi_j) = \sum_{r,s=1}^{\infty} \left(\frac{-\rho^2\xi_i^2}{4}\right)^r \left(\frac{-\rho^2\xi_j^2}{4}\right)^s \cdot \frac{1}{r!s!}$$

The expressions (23) and (24) assume the following forms:

$$\begin{aligned} P_{R_1} = \rho_{AC} & \left| \sum_{i,r=1}^{\infty} |A_i(F)|^2 |F_2(x_3, i)|^2 |G(t)|^2 \left(\frac{-\xi_i^2 \rho_{AC}^2}{4}\right)^r \cdot {}_1F_1\left(\frac{1}{2} + r; \frac{3}{2} + r; -\frac{\xi_i^2 \rho_{AC}^2}{4}\right) \frac{1}{r!(2r+1)} \right. \\ & \left. + \sum_{i \neq j, r=1}^{\infty} A_i(F) A_j^*(F) F_2(x_3, i) F_2^*(x_3, j) |G(t)|^2 \cdot \left(\frac{-\xi_i^2 \rho_{AC}^2}{4}\right)^r \cdot {}_1F_1\left(\frac{1}{2} + r; \frac{3}{2} + r; -\frac{\xi_i^2 \rho_{AC}^2}{4}\right) \right| \end{aligned} \quad (25)$$

and

$$\begin{aligned} P_{R_2} = \rho_{AC} & \left| \sum_{i,r=1}^{\infty} |A_i(F)|^2 |F_2(x_3, i)|^2 |G(t)|^2 \left(\frac{-\xi_i^2 \rho_{BC'}^2}{4}\right)^r \cdot {}_1F_1\left(\frac{1}{2} + r; \frac{3}{2} + r; -\frac{\xi_i^2 \rho_{BC'}^2}{4}\right) \frac{1}{r!(2r+1)} \right. \\ & \left. + \sum_{i \neq j, r=1}^{\infty} A_i(F) A_j^*(F) F_2(x_3, i) F_2^*(x_3, j) |G(t)|^2 \frac{1}{r!(2r+1)} \cdot \left(\frac{-\xi_i^2}{4}\right)^r \cdot {}_1F_1\left(\frac{1}{2} + r; \frac{3}{2} + r; -\frac{\xi_j^2 \rho_{BC'}^2}{4}\right) \right| \end{aligned} \quad (26)$$

3. Results and Discussion

The present result furnishes the axially symmetric EM waves. Such waves happen to be associated with axially symmetric EM fields forming solutions of the governing Maxwell's equation. The solutions happen to be represented by the cylindrical wave length functions in the following way:

$$F_1(\rho, z, t) = \sum_{i=1}^{\infty} A_i(F) J_0(\rho\xi_i) F_2(z) G(t) \quad (27)$$

$$\text{and } F_2(\rho, z, t) = \sum_{j=1}^{\infty} A_j(F) J_1(\rho\xi_j) F_2(z) G(t) \quad (28)$$

where

$$\alpha_i^2 = \xi_i^2 - k^2, \alpha_j^2 = \xi_j^2 - k^2, \xi_i \text{ and } \xi_j \text{ satisfy the transcendental equations}$$

$$HJ_0(\rho_0\xi_i) + (\rho_0\xi_i)J_0'(\rho_0\xi_i) = 0 \quad (29)$$

and

$$HJ_1(\rho_0\xi_j) + (\rho_1\xi_j)J_1'(\rho_0\xi_j) = 0 \quad (30)$$

$J_0(\rho\xi_i), J_1(\rho\xi_j)$ stand for the Bessel functions of orders zero and unity, ρ_0 stands for a radial distance of a point on a particular bounding face of the echellete model, the expression (27) and (28) stand for Fourier-Bessel series.

The wave nature of the present EM field is governed by the non-linear relation $4\mu \in k^2 = \mu^2\sigma^2 + 4\omega^2\mu^2 \in^2$. The function $F_2(z)$ assumes one of the following forms:

(i) $F_2(z) = Ae^{+\alpha z} (\alpha > 0, \xi_i > k)$ leading to space attenuation along the z -axis (Standing wave).

(ii) $F_2(z) = \beta e^{\pm j\alpha z} (j = \sqrt{-1}, \xi_i < k)$ leading to the propagation of EM waves along z -axis.

(iii) The condition $\xi_i = k$ is not possible due to the formation of unbounded solution $F_2(z) = az + b$; (a, b are constants) for $z^{+\infty}$, contradicting Sommerfeld radiation condition at infinity $\rho^{+\infty}$.

The form (i) can possibly exist whenever the concerning EM wave is associated with the Floquet's space harmonic mode. The unknown coefficients $A_i(F), A_j(F)$ occurring in the Fourier-Bessel series have been determined as solutions of EM problems subject to Dirichlet condition on the bounding faces of the echellete model.

4. Conclusions

The present paper gives an interaction of an axisymmetric cylindrical wave with a model consisting of a triangular prism K and its adjacent wedge surfaces. We find that an echellete model or an antenna may act as a 'Sensor' for receiving wide range frequencies subject to the restriction $\lambda > \frac{2\pi}{\xi_i}$, whereas the said antenna would act as a 'Transmitter' for radiating wide

range of frequencies subject to the restriction $\lambda < \frac{2\pi}{\xi_i}$. In view of practical utility of the pre-

sent EM problem, one can consider a hollow circular cylinder having corrugated surface. Corrugation may be done by cutting equal triangular grooves all over the curved surface of the cylinder. Such a device may be practically useful for communication.

It has been further observed that the cylindrical waves corresponding to Dirichlet's condition happen to be associated with Bessel function $J_0(\rho_{\xi_i}^{\xi})$ and $J_1(\rho_{\xi_i}^{\xi})$, respectively. Finally, the results have been used for computing the Groove fields and their associated powers which is essential for precise designing of triangular corrugated structures for studying the blazing effect of propagating EM wave.

Figures

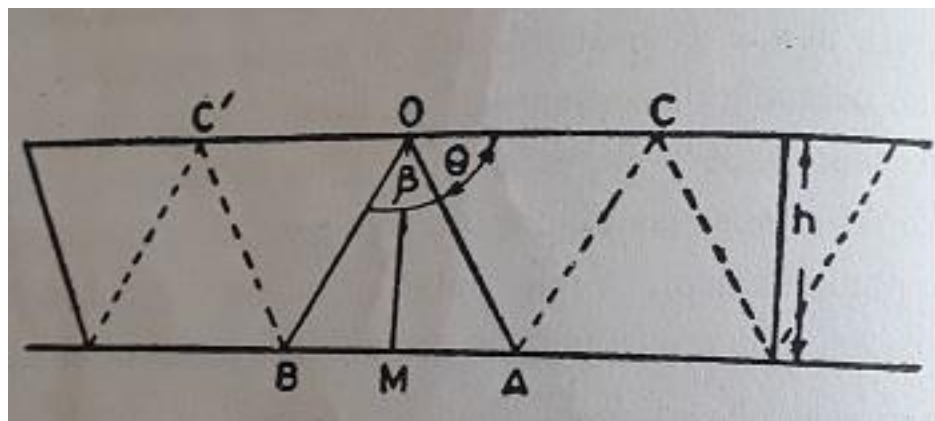
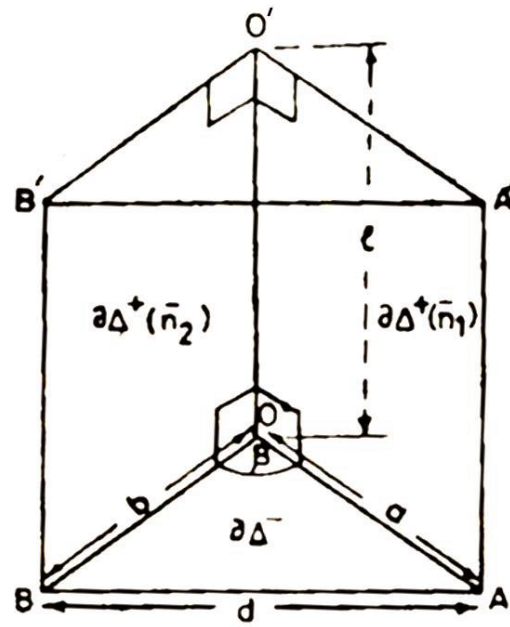


Figure 1

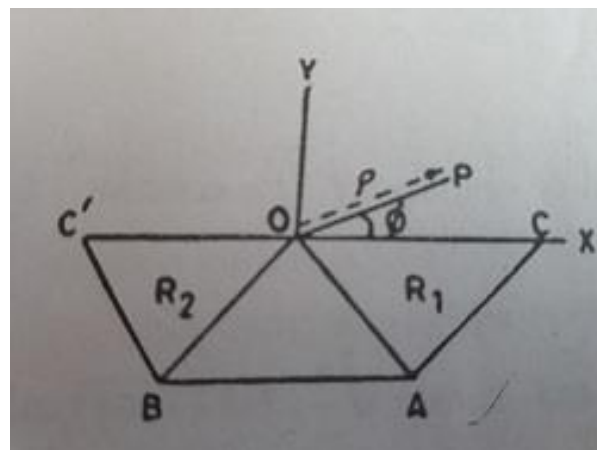
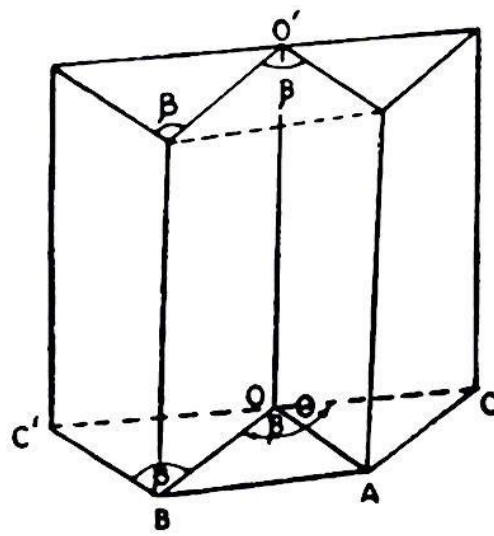


Figure 2

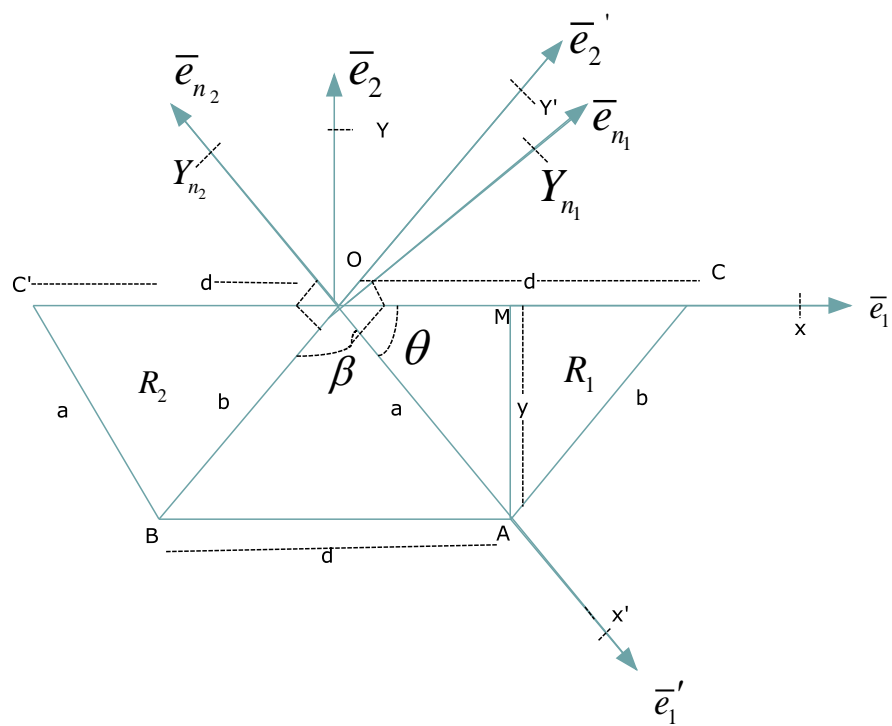


Figure 3

Captions of the Figures

Figure 1:

(Up)

A convex triangular prism of dimensions a, b, d and with its flare angle ' β '; OO' is perpendicular to the planes $\Delta^s OAB$ and $O'A'B'$.

(Down)

An echellete antenna of period ' d ' is associated with its groove depth ' h ' = OM and the angles $\angle BOA = \beta, \angle COA = \theta$

Figure 2:

(Up)

A model 'K' consists of a triangular prism formed $\Delta^s OAB$ and $O'A'B'$ and its adjacent groove regions formed by the sides BC' and AC and the sides parallel to OO' , OA and OB.

(Down)

A vertical section of the model 'M' with the sides $OA=BC'=a, OB=AC=b$ and $AB=d$ (period). OX and OY represent rectangular coordinates axes. $\rho = OP$ and $\phi = \angle POX$ stand for cylindrical coordinates for a space point 'P'.

Figure 3:

- (i) ΔOAB presents the vertical section of obstacle K.
- (ii) $\Delta^s OAC, \Delta OBC'$ are the vertical sections of the wedge regions R_q ($q=1, 2$).
- (iii) OB, OA and AB are parallel to AC, BC' and COC' respectively together with, $OB=AC=b, OA=BC'=a$ and $AB=OC=d$.

References

1. K. N. Bhowmick, K. K. Dey, Groove fields in Right angled echellete grating (Part 1), IETE J Res. 30 (1984) 112-120.
2. K. N. Bhowmick, K. K. Dey, Groove fields in Right angled echellete grating (Part 2), IETE J Res. 31(1) (1985) 19-21.
3. K. N. Bhowmick, Singularities of scattering amplitude through a general convex triangular obstacle in scattering theory, J. electronics and Telicom. Engrs. 34(4) (1988) 319-335.
4. K. N. Bhowmik, Effects of blazing through a lamellar grating, IETE J Res. 31(6) (1985) 177-183.
5. K. N. Bhowmick, Sanjay Kumar, Determination of field intensities belonging to the wedge regions adjacent to a convex triangular obstacle subject to axi-symmetric conditions, Indian J. Phys. 65B(4) (1991) 329-341.
6. V. G. Daniele, G. Lombardi, R. S. Zich, The scattering of electromagnetic waves by two opposite staggered perfectly electrically conducting half plane, Wave Motion 83 (2018) 241-263.
7. Shanwen Zhang et. al., Groove shape characteristics of echelle gratings with high diffraction efficiency, Opt Commun. 387 (2017) 401-404.
8. B. H. Kleemann, Perfect blazing with echelle gratings in TE and TM polarization, Opt Lett. 37(6) (2012) 1002-1004.
9. Elena D. Vinogradova et. al., Full wave an analysis of plane wave diffraction by a finite sinusoidal grating: E-polarization case, Wave Motion 80 (2019) 44-62.
10. H. Kreiss Initial boundary value problems for hyperbolic system, Comm. Pure Appl. Math. 23 (1970) 277-298.
11. R. Sakamoto, Mixed problems for hyperbolic equations I: Energy inequalities. J. Math. Kyoto Univ. 10(2) (1970) 349-373.
12. I. N. Sneddon, Special functions of mathematical physics and chemistry, Mac Graw-Hill book co., Second Edition, 1-39, pp.39. pp. 133.

