

On popularity-based random matching markets

Hugo Gimbert
CNRS, Bordeaux, France
hugo.gimbert@cnrs.fr

Claire Mathieu
CNRS, Paris, France
clairemmathieu@gmail.com

Simon Mauras
IRIF, Paris, France
simon.mauras@irif.fr

April 9, 2019

Abstract

Stable matching in a community consisting of N men and N women is a classical combinatorial problem that has been the subject of intense theoretical and empirical study since its introduction in 1962 in a seminal paper by Gale and Shapley [GS62]. In this paper, we study the number of stable pairs, that is, the man/woman pairs that appear in some stable matching. We prove that if the preference lists on one side are generated at random using the popularity model of Immorlica and Mahdian [IM15], the expected number of stable edges is bounded by $N + N \ln N$, matching the asymptotic bound for uniform preference lists. If in addition that popularity model is a geometric distribution, then the number of stable edges is $\mathcal{O}(N)$ and the incentive to manipulate is limited. If in addition the preference lists on the other side are uniform, then the number of stable edges is asymptotically N up to lower order terms: most participants have a unique stable partner, hence non-manipulability.

1 Introduction

In the classical stable matching problem, a certain community consists of N men and N women, all heterosexual and monogamous, and each person ranks those of the opposite sex in accordance with his or her preferences for a marriage partner. Our objective is to marry off all members of the community in such a way that the established matching is *stable*, *i.e.* such that there is no *blocking pair*: a man and a woman who are not married to each other but prefer each other to their actual mates.

In their seminal paper, Gale and Shapley [GS62] prove that there always exists a stable matching and give an algorithm for the problem. Their original motivation was the assignment of students to colleges, a setting to which the algorithm and results extend, and their approach was successfully implemented in many matching markets; see for example [APR05, APRS05, RP99].

However, there exist instances with more than one stable matching, and even extreme cases of instances in which every man/woman pair belongs to some stable matching. This raises the question of which matching to choose [Gus87, GI89] and of possible strategic behavior, when for some participants, reporting a true preference list may not be a best response to reported preferences of others [DF81, Rot82, DGS87].

Fortunately, there is empirical evidence showing that in many instances, in practice the stable matching is essentially unique; see for example [RP99, PS08, HHA10, BDGL13]. Theoretical studies have tried to understand this property in one-to-one matching [KMP90, IM15, AKL17] and in the extension to many-to-one matching [KP09, Sar18]. Following that direction of enquiry, our work shows that in a certain probabilistic preference model, the total number of man/woman pairs that belong to some stable matching is quasi-linear, up to a logarithmic factor. Moreover with extra hypotheses on preferences the stable matching is essentially unique with probability close to 1.

1.1 Definitions and main theorems

Let N be a positive integer, $\mathcal{M} = \{m_1, m_2, \dots, m_N\}$ a set of N men and $\mathcal{W} = \{w_1, w_2, \dots, w_N\}$ a set of N women. Each man has a total order over \mathcal{W} and each woman has a total order over \mathcal{M} , representing their preferences for a marriage partner.

Definition 1 (Stability, from [GS62]). Given a perfect matching over $\mathcal{M} \cup \mathcal{W}$, a pair (m, w) not in the matching is *blocking* if man m prefers woman w to his partner and w prefers m to her partner. A perfect matching over $\mathcal{M} \cup \mathcal{W}$ is *stable* if there is no blocking pair.

Definition 2. A pair is *stable* if it belongs to at least one stable matching. The *stable graph* is the graph of all stable pairs.

Preference lists generated from popularities are an input model introduced by Immorlica and Mahdian in [IM15] for preference lists of fixed lengths. In the present paper, the preference lists have full length.

Definition 3 (Popularity preferences). We say that the women of \mathcal{W} have *popularity preferences* if there exists a distribution¹ \mathcal{D} over the men \mathcal{M} such that each woman independently builds a random preference list over \mathcal{M} by repeatedly sampling from \mathcal{D} without replacement (renormalizing \mathcal{D} at each step).

Similarly, one may define popularity preferences for the men.

¹actually we do not require that $\sum_{m \in \mathcal{M}} \mathcal{D}(m) = 1$, as we normalize each time a man is sampled.

Thus, women have random preferences drawn iteratively from an arbitrary distribution. For example, if there are three men of popularities $1/2, 1/4, 1/4$, then the preference list of woman w is $m_1 \succ m_2 \succ m_3$ with probability $(1/2) \times (1/2) \times 1$. It is $m_2 \succ m_1 \succ m_3$ with probability $(1/4) \times (2/3) \times 1$. When the distribution is uniform, the preference lists of women are random independent uniform permutations. When the distribution is highly skewed, with high probability the women all have the same preference list, thus the distribution induces correlations between the preferences of different women.

Theorem 1. *Assume that the men have arbitrary preferences and the women have popularity preferences. Then the expected total number of stable pairs is at most $N + N \ln N$.*

Pittel [Pit92] proved that in the case where men and women have uniform preferences, the expected total number of stable pairs is $\sim N \ln N$, hence Theorem 1 implies that the uniform case asymptotically maximizes the number of stable pairs, up to lower order terms.

Definition 4 (Geometric popularity preferences). We say that the women of \mathcal{W} have *geometric popularity preferences* if \mathcal{D} is a geometric distribution: there exists $0 < \lambda < 1$ such that $\mathcal{D}(m_i) = \lambda^i$ for all $1 \leq i \leq N$.

The preference lists of the women are highly correlated when λ is small and become all identical if λ tends to 0.

Theorem 2. *Assume that the men have arbitrary preferences and the women have geometric popularity preferences. Then the expected total number of stable pairs is $\mathcal{O}(N)$.*

Thus, although the number of stable matchings is still exponentially large in this case, Theorem 2 implies that most participants only have a constant number of stable partners on average.

Theorem 3. *Assume that the men have uniform popularity preferences and the women have geometric popularity preferences. Then the expected total number of stable pairs is $N + \mathcal{O}(\ln^3 N)$.*

Theorem 3 implies that most participants have a unique stable partner: in all stable matchings their partner is the same, hence they have no incentive to engage in strategic behavior (see paragraph on manipulability below).




Figure 1: Expected number of stable pairs, given progressively more restrictive assumptions on instance type

Techniques. Our results follow from a probabilistic analysis of Algorithm 1, introduced in [GS62], and Algorithm 2, a variant of previous algorithms that was introduced in [KMP90]. Algorithm 1 finds the stable matching in which women are matched to their worst stable partners. For a given woman w^* , Algorithm 2 finds all stable partners of w^* .

The core of the proof of Theorem 1 is Lemma 15, that bounds the number of stable partners of a woman as a function of their popularities. Lemma 15 also has other implications, see the last section for example.

In the proof of Theorem 2 we first argue that if two men have very different popularities, then the less popular one will always have lower priority than the more popular one, in every preference list. Then, men are effectively only in competition with men who have popularities similar to their own. We therefore order the men by popularity, define a corresponding ordering of women (see Definition 5), and line up men and women. We can define blocks so that a person in a block can only be married to someone in the same block (see Figure 2).

In Theorem 3 we extend the analysis of Theorem 2, incorporating ideas from [AKL17] to prove that the stable graph is nearly a perfect matching.

1.2 Previous results

Stable matchings. Gale and Shapley [GS62] proved that stable matchings always exist and gave an algorithm for finding one, the *men proposing deferred acceptance* procedure (see Algorithm 1), which they prove is *men-optimal*: every man is at least as well off (in the sense of the rank of his partner in his preference list) as he would be in any other stable matching. They also proved that the men-optimal stable matching is also the women-pessimal stable matching. By symmetry, there also exists a women-optimal/men-pessimal stable matching. Mc Vitie and Wilson, and then Gusfield [MW71, Gus87] showed that this women-optimal matching can also be obtained through a sequence of “rejection chains” via an extension of the men proposing deferred acceptance algorithm (see Algorithm 2, a simplified version from [KMP90]). Those algorithms exploit the distributive lattice structure of the set of stable matchings, an observation attributed to J.H. Conway in [Knu76]. For more information, see the books [Knu97, GI89].

Manipulability. Demange, Gale and Sotomayor [DGS87] proved the following. Assume a woman lies about her preference list, falsifying her preferences strategically by changing her order of preferences and truncating it (declaring some men unacceptable). This gives rise to a new stable matching, but she will be no better off than she would be in the true woman-optimal matching. This implies that a woman can only gain from strategic manipulation up to the maximum difference between their best and worst partners in stable matchings. In particular, if a woman has the same partner in all stable matchings (unique stable partner), then she cannot benefit from manipulation. By symmetry, this also implies that the men proposing deferred acceptance procedure is strategy-proof for men (as they will get their best possible partner by telling the truth).

In this paper, and in the case of popularity preferences that are geometric on one side and uniform on the other, Theorem 3 directly implies that almost every one has exactly 1 stable partner. This implies that the fraction of persons who might have incentives not to report their true preferences is vanishingly small (Corollary 25).

Random preferences. In the worst case, there are instances where the stable graph is complete: every man/woman pair belongs to some stable matching. For example, m_i ’s preference list is $w_i, \dots, w_N, w_1, \dots, w_{i-1}$ and woman w_i ’s preference list is $m_{i+1}, \dots, m_N, m_1, \dots, m_i$ for all i .

However, such a situation will almost surely not occur in a real life instance. Analyzing instances that are less far-fetched is the motivation underlying the model of stochastically generated preference lists. Researchers have studied uniformly random preferences [Pit89, KMP90, Pit92, PSV07, AKL17, Pit18], preference generated with a popularity-based model [IM15, KP09], and preferences induced by random utilities [Lee16].

A number of parameters are of interest in the study of stable marriage.

Counting the number of stable matchings. Since the question was first posed by Knuth [Knu76], the maximum (over all instances) number of stable matchings has been the object of much study, including recent work by Karlin, Gharan and Weber [KGW18], proving an exponential upper-bound. The best known lower bound is approximately 2.28^N in [Thu02]. However, note that a single stable pair may belong to many stable matchings. Therefore one may ask about the number of stable pairs.

Counting the number of stable pairs. When the stable matching is unique, there are exactly N stable pairs. But in general the number of stable pairs is a very different measure from the number of stable matchings. In the case of uniform preferences, there are $\Theta(N \log N)$ stable pairs on average [KMP90], yet the number of stable matchings is also very low, just $\Theta(N \log N)$ [Pit89]. In the case where all preferences are generated from the geometric popularity model, there are only $O(N)$ stable pairs (Theorem 2) and the i -th most popular man is matched to a woman whose popularity is roughly around rank i , yet the number of stable matchings is exponential in N : the number of stable matchings is not a good measure of the complexity of the instance in this case.

Counting the number of persons with k stable partners. Instead of the total number of stable pairs, one may refine the analysis and study the distribution of the number of stable partners of a given participant. This was done in full detail by Pittel, Shepp and Veklerov in the case of uniform preferences [PSV07]. The number of persons with exactly one stable partner has also been studied in [IM15] for constant size preference lists, and in [AKL17, Pit18] for unbalanced markets. In this paper, and in the case when men have arbitrary preferences and women have geometric popularity preferences, the proof of Theorem 2 uses Corollary 22, which implies an exponential tail bound on the distribution of the number of stable partners of a given man or woman: not only is it $O(1)$ in expectation, but the probability that it exceeds k decreases like $\exp(-\Omega(k))$.

Other measures. Given a stable matching, one may also study the average over the men of the rank of the man’s partner in his preference list. One measure of the complexity of the instance is the ratio between that value for the men-optimal and for the men-pessimal matchings. In the case of uniform preferences, that ratio is about $\Theta(N/\log^2 N)$ [Pit89]. In the case of N men and $N + 1$ women, this ratio falls to $1 + o(1)$ for both men and women [AKL17, Pit18]. Note that this measure is also related to the number of stable pairs: the difference in rank between someone’s best and worst partner is an upper bound on their number of stable partners. Finally, a last measure uses a model where each person receives some “utility” from a given matching. Each person wants to maximize the utility they receives, thus it induces preference lists. This model was studied with randomly sampled utilities in [Lee16] where Lee showed that almost everyone receives almost the same utility from every stable matching. When those measures are small, that has implications on manipulability, not because the number of stable partners is small, but because the incentive for someone to lie is relatively small.

1.3 Open problems and further work

Consider the setting where men have arbitrary preferences and women have popularity preferences, and fix a woman w . Is her expected number of stable partners logarithmic in N ? Lemma 15 implies it in the case when popularities are polynomially bounded; Corollary 22 implies it in the case when the popularities are geometric. Is it true for general popularities? For example, we do not know the answer when men have super-polynomial but sub-exponential popularities such as $\mathcal{D}(m_i) = (1 - 1/\sqrt{N})^i$ for all $1 \leq i \leq N$.

A natural open question is to extend our work to the many-to-one stable matching problem. When matching students to colleges, we can model a college having k available spots with k persons in a one-to-one stable matching problem. However, manipulation results are different because those k virtual individuals can collude with each other to achieve better collective results [Rot85]. An example of such successful extension is the paper of Kojima and Pathak [KP09] building upon a paper from Immorlica and Mahdian [IM15], both studying a model where one side (students / men) has constant size preference lists generated from popularities over the other side (colleges / women).

2 Background: Random stable matchings

We start this section by giving formal notations for the stable matching problem, then we recall classical structural results and algorithms on the lattice of stable matchings. Finally we discuss the stochastic process used to generate random preferences.

2.1 Stable matchings

In terms of notations, we view a matching as a function $\mu : \mathcal{M} \cup \mathcal{W} \rightarrow \mathcal{M} \cup \mathcal{W}$, which is an involution ($\mu^2 = \text{Id}$), where each man is paired with a woman ($\mu(\mathcal{M}) \subseteq \mathcal{W}$), and where each woman is paired with a man ($\mu(\mathcal{W}) \subseteq \mathcal{M}$). We denote by \succ_m the total order of man m over \mathcal{W} ($w \succ_m w'$ means that m prefers w to w'), similarly \succ_w for the total order of woman w over \mathcal{M} .

Algorithm 1 Men Proposing Deferred Acceptance.

Input: Preferences of men $(\succ_m)_{m \in \mathcal{M}}$ and women $(\succ_w)_{w \in \mathcal{W}}$.

Initialization : Start with an empty matching.

▷ define $\mu \leftarrow \text{id}_{\mathcal{M} \cup \mathcal{W}}$

While there is a man m who is single, **do**

▷ while $\exists m \in \mathcal{M}, \mu(m) = m$

m proposes to his favorite woman w he has not proposed to yet.

▷ in the total order \succ_m

If m is w 's favorite man among all proposals she received,

▷ if $\mu(w) = w$ or $m \succ_w \mu(w)$

w accepts m 's proposal, and rejects her previous husband if she was married.

▷ execute $\mu(\mu(w)) \leftarrow \mu(w)$; $\mu(m) \leftarrow w$; $\mu(w) \leftarrow m$

Output: Resulting matching.

▷ return $\mu_\perp \leftarrow \mu$

See Appendix A for a detailed execution of Algorithms 1 and 2.

Lemma 4 (Adapted from [GS62]). *Algorithm 1 outputs a stable matching μ_\perp in which every man (resp. woman) has his best (resp. her worst) stable partner.*

Algorithm 2 Extended Men Proposing Deferred Acceptance.

Input: Preferences of men $(\succ_m)_{m \in M}$ and women $(\succ_w)_{w \in W}$. Fixed woman $w^* \in W$.

Initialization : Start by executing Algorithm 1, then break (virtually) the pair between w^* and her husband m , who becomes the *proposer*.

▷ compute matching $\mu \leftarrow \mu_\perp$, then define $m \leftarrow \mu(w^*)$ and $S \leftarrow \{m\}$

While the *proposer* m has not proposed to every woman, **do**

At this point, man m and woman w^* are (virtually) single, and everyone else is paired.

m proposes to his favorite woman w he has not proposed to yet. ▷ in the total order \succ_m

If w is w^* 's favorite man among all proposals she received, ▷ if $m \succ_w \mu(w)$

If $w = w^*$, then w^* accepts m 's proposal, m is a new stable husband of w^* , then break (virtually) the pair between w^* and m , who stays the *proposer*.

▷ if $w = w^*$, then execute $\mu(m) \leftarrow w$; $\mu(w) \leftarrow m$, $S \leftarrow \{m\} \cup S$

Else w rejects her previous husband m' , accepts m 's proposal, the *proposer* becomes m' .

▷ otherwise execute $m' \leftarrow \mu(w)$, $\mu(m) \leftarrow w$; $\mu(w) \leftarrow m$, $m \leftarrow m'$

Output: Set of stable husbands of w^* .

▷ return S

Lemma 5 (Adapted from [KMP90]). *Given a woman w^* , Algorithm 2 enumerates all the stable husbands of w^* (that is, her partners in all stable matchings).*

The following is a corollary of Lemma 4 obtained by reversing the roles of men and women.

Lemma 6. *If for each woman w we denote by $\mu_\top(w)$ her favorite stable husband, then μ_\top is a stable matching in which every man has his worst stable partner.*

2.2 Popularity preferences

The *popularity based* stochastic process we use to generate ordered preference lists has previously been defined and studied in [IM15, KP09, Sar18]. In this model each person has a positive popularity, and in a preference list, a person of popularity p_1 has a probability $p_1/(p_1 + p_2)$ to be ranked before a person of popularity p_2 .

More precisely, each man $m \in \mathcal{M}$ has a popularity $\mathcal{D}(m) \in \mathbb{R}_+^*$. A woman $w \in W$ builds her preference list, a total order \succ_w , by sampling without replacement from \mathcal{M} using the (normalized) distribution \mathcal{D} (she samples her first choice, then her second, ...). We note \mathcal{D}^N the induced distribution over preference lists. This sampling method is also known as *weighted random sampling* [ES06].

Lemma 7. *Among a set of men $S \subseteq \mathcal{M}$, the probability that a man m is w 's favorite is $\frac{\mathcal{D}(m)}{\sum_{s \in S} \mathcal{D}(s)}$.*

$$\forall S \subseteq \mathcal{M}, \quad \forall m \in S, \quad \mathbb{P}[\forall s \in S, m \succeq_w s] = \frac{\mathcal{D}(m)}{\sum_{s \in S} \mathcal{D}(s)}$$

Proof. During the sampling of \succ_w consider the first time when a man in S is chosen. The probability that that man is m , given that it is a man of S that is chosen, equals the above quantity. ◻

Lemma 8. *The preferences of woman w can be computed “online”: during the execution of Algorithms 1 and 2, the only questions about w 's preferences are of the form: “is m the best man among*

all proposals received by w so far?”, and w ’s answer to that question is independent of her answers to previous questions.

Proof sketch. Consider a situation where we know men m_1 and m_2 proposed to a woman w and that woman w prefers m_2 to m_1 . The probability that a proposal from man m_3 will be accepted (that is, m_3 is better than m_2 and m_1) given that w prefers m_2 to m_1 is $\mathbb{P}[m_3 \succ_w m_2, m_1 \mid m_2 \succ_w m_1]$ which can be computed as:

$$\frac{\mathbb{P}[m_3 \succ_w m_2 \succ_w m_1]}{\mathbb{P}[m_2 \succ_w m_1]} = \frac{\mathbb{P}[m_3 \succ_w m_2, m_1] \cdot \mathbb{P}[m_2 \succ_w m_1]}{\mathbb{P}[m_2 \succ_w m_1]} = \mathbb{P}[m_3 \succ_w m_2, m_1].$$

Thus the events $(m_3 \succ_w m_2, m_1)$ and $(m_2 \succ_w m_1)$ are independent. The same proof works in general. \square

Remark 9. Most of our proofs in sections 3, 4 and 5 are based on a stochastic analysis of Algorithm 2. We condition on the “initial” matching μ_\perp , obtained at the end of Algorithm 1. Indeed, one can notice that knowing μ_\perp and the preference lists of the men, one can deduce, for each woman, the proposals received so far (each man proposed to everyone on his preference list up to his current wife) and her favorite man among those (namely, her current husband). Using Lemmas 7 and 8, this (partial) knowledge about the execution of Algorithm 1 suffices to continue the execution of Algorithm 2, with women answering questions online.

Remark 10. Sampling from \mathcal{D}^N is equivalent to giving each man $m \in \mathcal{M}$ a score sampled from an exponential distribution of parameter $\mathcal{D}(m)$, then sorting the men by increasing scores. This helps reinterpret Lemmas 7 and 8: given two exponential random variables X_1 and X_2 of parameters λ_1 and λ_2 , we have:

- The probability that $X_1 < X_2$ is $\lambda_1/(\lambda_1 + \lambda_2)$.
- The minimum of X_1 and X_2 is an exponential random variable of parameter $\lambda_1 + \lambda_2$.
- The random variables $\min\{X_i : i \in \{1, 2\}\}$ and $\operatorname{argmin}\{X_i : i \in \{1, 2\}\}$ are independent.

Remark 11. The well-studied case of uniformly random preference lists [Pit89, KMP90, Pit92, PSV07] is the case where all popularities are equal. In that setting, participants from the same side of the market are indistinguishable. By symmetry, all matchings have the same probability to be stable, and that probability can be computed from an integral formula. This formula can be extended to our setting using Remark 10, to compute the probability that a fixed matching is stable.

Remark 12. Stable matchings with random utilities is another model where ranking are generated by sorting persons by utilities. An utility is computed from a common value (shared by everyone) and a private value (idiosyncratic preference). Using an inverse sampling transform and Remark 10, one sees that popularity preferences are utility preferences with common values equal to the popularities and private value sampled uniformly at random from $[0, 1]$. However, previous results on the random utilities model [Lee16] are not directly applicable to our setting, in particular because of the discontinuity at 0 of the function computing the utility from the common and private values.

3 Deferred acceptance: Proof of Theorem 1

In this section we prove an upper bound on the number of stable pairs through the analysis of the men proposing deferred acceptance algorithm. In previous work, [IM15] gave a stochastic analysis where the proposals are sampled online, with deterministic answers. Here the randomness is moved to the answering part, with deterministic proposals.

3.1 One woman has popularity preferences

In this subsection, we are given a woman w^* . The preference lists of all other participants are given and arbitrary. Woman w^* has popularity preferences, and her preferences are sampled “online” during the execution of Algorithms 1 and 2, according to Lemmas 7 and 8.

Let us detail a possible real life execution of Algorithm 1: some day, w^* receives a proposal from man m_1 and accepts because she is single. Later she receives a proposal from man m_2 . With probability $\mathcal{D}(m_1)/(\mathcal{D}(m_1) + \mathcal{D}(m_2))$, she prefers m_1 to m_2 , and then she rejects the proposal from m_2 and stays with m_1 . Later still, she receives a proposal from man m_3 . With probability $\mathcal{D}(m_3)/(\mathcal{D}(m_1) + \mathcal{D}(m_2) + \mathcal{D}(m_3))$, she prefers m_3 to both m_1 and m_2 , and then she accepts m_3 and rejects her previous husband m_1 . Note that knowing which is her preferred husband between m_1 and m_2 is irrelevant to computing the probability of her answer to m_3 .

Lemma 13. *Let μ_\perp denote the matching obtained at the end of Algorithm 1 and p_\perp denote the sum of popularities of proposals received by w^* during Algorithm 1, including $\mu_\perp(w^*)$. Conditioning on μ_\perp and on the preferences of other participants, the sequence x_1, x_2, \dots, x_K of proposals received by w^* during the rest of the execution of Algorithm 2 is completely determined and independent of w^* ’s preferences, and her answers to the proposals are independent from one another. Let $p_i = \mathcal{D}(x_i)$ for all $1 \leq i \leq K$. Then:*

$$\forall i \in \{1, \dots, K\}, \quad \mathbb{P}[\text{proposal } x_i \text{ is accepted by } w^* \mid \mu_\perp] = \frac{p_i}{p_\perp + p_1 + \dots + p_i}$$

Proof. As the preferences of everyone except w^* are deterministic, recall from Remark 9 that conditioning on the value of μ_\perp , we know everything needed for the rest of the execution of Algorithm 2. The only source of randomness during the execution of Algorithm 2 comes from the answers of w^* to the proposals she receives, and the only impact of her accepting or refusing a proposal is to add or not the proposer to the set of stable husbands of w^* . \square

Lemma 14. *Let μ_\perp denote the matching obtained at the end of Algorithm 1 and $\mu_\top(w^*)$ denote the last man accepted by w^* during the execution of Algorithm 2 (her favorite stable husband). Then:*

$$\mathbb{E}[\text{Number of stable husbands of } w^* \mid \mu_\perp] \leq 1 + \ln N + \mathbb{E}[\ln(\mathcal{D}(\mu_\top(w^*))) \mid \mu_\perp] - \ln(\mathcal{D}(\mu_\perp(w^*)))$$

Proof. The main ingredient is a sum/integral comparison.

$$\sum_{i=1}^K \frac{p_i}{p_\perp + p_1 + \dots + p_i} \leq \sum_{i=1}^K \int_{p_\perp + p_1 + \dots + p_{i-1}}^{p_\perp + p_1 + \dots + p_i} \frac{dt}{t} = \ln(p_\perp + p_1 + \dots + p_K) - \ln p_\perp$$

See Appendix B for the full proof. \square

Taking the inequality of Lemma 14 and averaging over μ_\perp immediately yields:

Lemma 15. *Let μ_\perp be the men optimal matching and μ_\top the women optimal matching (μ_\perp and μ_\top are random variables). Then:*

$$\mathbb{E}[\text{Number of stable husbands of } w^*] \leq 1 + \ln N + \mathbb{E} \left[\ln \frac{\mathcal{D}(\mu_\top(w^*))}{\mathcal{D}(\mu_\perp(w^*))} \right]$$

3.2 All women have *i.i.d.* popularity preferences

In this subsection, all women have popularity preferences, and sample independently their lists using the same distribution $\mathcal{D} : \mathcal{M} \rightarrow \mathbb{R}_+^*$.

Theorem 1. *Assume that the men have arbitrary preferences and the women have popularity preferences. Then the expected total number of stable pairs is at most $N + N \ln N$.*

Proof. All preferences lists $(\succ_w)_{w \in \mathcal{W}}$ being independent given the popularities, Lemma 15 is valid for each woman $w \in \mathcal{W}$. Indeed, the case where all the other women have popularity preferences is actually a linear combination of cases where those women have deterministic preferences. Thus we write $Y = \sum_{w \in \mathcal{W}} Y_w$, with Y the total number of stable pairs and Y_w the number of stable husbands of w . We can use Lemma 15 and linearity of expectation to obtain:

$$\mathbb{E}[Y] = \sum_{w \in \mathcal{W}} \mathbb{E}[Y_w] \leq N + N \ln N + \mathbb{E} \left[\sum_{w \in \mathcal{W}} \ln(\mathcal{D}(\mu_{\top}(w))) - \sum_{w \in \mathcal{W}} \ln(\mathcal{D}(\mu_{\perp}(w))) \right]$$

Since μ_{\perp} and μ_{\top} are both perfect matchings, in the expectation the two sums cancel each other, because they both are equal to $\sum_{m \in \mathcal{M}} \ln(\mathcal{D}(m))$. \square

Remark 16. *Stable matchings with constant size popularity preferences have been studied by Immorlica and Mahdian in [IM15], where one side has truncated popularity preferences and the other has complete arbitrary preferences. In our analysis, we can try to bound the sizes of preference lists, with women having complete popularity preferences and men having truncated arbitrary preferences. Theorem 1 proves that with popularity preferences, the expected number of stable pairs is at most $N + N \ln N$. Recall that in the proof of Lemma 15, we bounded by N the number K of proposals made to w^* during Algorithm 2. In a setting where each woman is ranked by at most K men, the expected number of stable pairs is at most $N + N \ln K$. Even better, using a convexity argument, in a setting where each man ranks at most K women, the expected number of stable pairs is at most $N + N \ln K$.*

4 Instance decomposition: Proof of Theorem 2

In this section, we view the set of stable matchings as the cartesian product of the stable matchings of connected components of the stable graph. An instance of stable matching can thus be “decomposed” into several smaller sub-instances.

4.1 Geometric popularities

In this section the men have arbitrary preferences and geometric popularities that are used to construct the women’s preference lists. More precisely,

for all $1 \leq i \leq N$ we have $\mathcal{D}(m_i) = \lambda^i$ with $0 < \lambda < 1$.

The analysis also goes through with weaker conditions (e.g. $\forall i, \mathcal{D}(m_{i+1}) \leq \lambda \cdot \mathcal{D}(m_i)$). As before, the women’s preferences are generated online during the execution of Algorithms 1 and 2.

4.2 Decomposition into blocks

Recall that μ_\perp denotes the matching computed by Algorithm 1. Up to *relabeling* the women, we may assume that for all $1 \leq i \leq N$ we have $w_i = \mu_\perp(m_i)$. We now define *separators*: one separator at $t = 0$, and one separator for every $t \in [1, N]$ such that every woman w_1, \dots, w_t prefers her husband in μ_\perp to every man m_{t+1}, \dots, m_N . This defines a sequence of separators $0 = x_0, x_1, x_2, \dots, x_b = N$. If $x_i = t'$ and $x_{i+1} = t$ denote two consecutive separators, then we define a *block* as the set of men and women $\{m_{t'+1}, m_{t'+2}, \dots, m_t, w_{t'+1}, w_{t'+2}, \dots, w_t\}$.

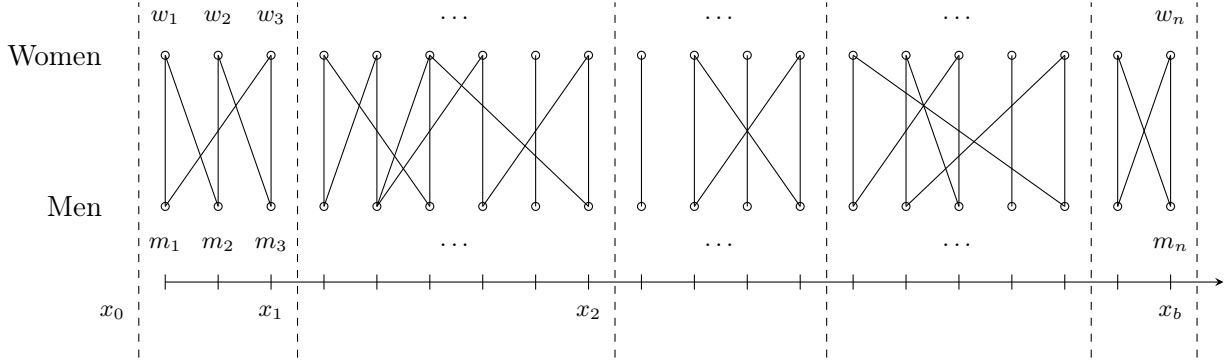


Figure 2: Example of the decomposition of the stable graph into blocks using separators. The men are ordered by decreasing popularities, and μ_\perp is the vertical matching.

Lemma 17. *If man m_j and woman w_i are stable partners then w_i and m_j belong to the same block.*

Proof. Let t be a separator. First consider a woman w_i such that $i \leq t$. Consider executing Algorithm 2 to find the stable partners of w_i . By definition of separators, w_i prefers m_i (and therefore also her subsequent stable husbands) to all men m_{t+1}, \dots, m_N , so she will never accept any proposal from any man among those, so (w_i, m_j) is not stable for any $j > t$. Let μ be a stable matching. We have $\mu(m_i) \in \{m_1, m_2, \dots, m_t\}$ for all $i \leq t$.

Since the two sets have equal cardinality, we must therefore have $\mu(\{w_1, w_2, \dots, w_t\}) = \{m_1, m_2, \dots, m_t\}$. Let $t' < t$ be the previous separator. We must also have $\mu(\{w_1, w_2, \dots, w_{t'}\}) = \{m_1, m_2, \dots, m_{t'}\}$. Therefore, $\mu(\{w_{t'+1}, w_{t'+2}, \dots, w_t\}) = \{m_{t'+1}, m_{t'+2}, \dots, m_t\}$: in other words, μ matches inside the block. Since that is true for every stable matching μ , all stable edges are internal to blocks. \square

Thanks to Lemma 17, we can state that the total number of stable pairs is at most the sum of the squares of the block sizes, $\sum_{i=1}^b (x_i - x_{i-1})^2$, so it only remains to analyze the distribution of the block sizes.

4.3 Stochastic analysis of the size of the first block

In this subsection, we condition probabilities on the value of the matching μ_\perp obtained at the end of Algorithm 1. In this subsection we focus on the distribution of the size of the first block, x_1 ; later we will argue that the analysis is also valid for the size $(x_i - x_{i-1})$ of any block $1 \leq i \leq b$. To study x_1 , we view the construction of the first separator as a Markov process, and use stochastic domination to derive upper bounds.

Lemma 18. *Let $t \in [1, N]$. With probability at least $\exp\left(-\frac{\lambda^{\Delta+1}}{(1-\lambda)^2}\right)$, for every $j \leq t$ and every $i > t + \Delta$, woman w_j prefers m_j to m_i .*

Proof. Given $j \in [1, t]$, by definition of μ_\perp , woman w_j prefers m_j to all the men who proposed to her during the execution of Algorithm 1. Using Lemmas 7 and 8, the probability that w_j prefers m_j to all the other contenders in $\{m_i\}_{t+\Delta < i \leq n}$ is at least

$$\frac{\lambda^j}{\lambda^j + \sum_{t+\Delta < i \leq n} \lambda^i} \geq \frac{1}{1 + \frac{\lambda^{\Delta+1+t-j}}{1-\lambda}} \geq \exp\left(-\frac{\lambda^{\Delta+1+t-j}}{1-\lambda}\right).$$

By independence, the probability that this holds for every $j \in [1, t]$ is at least

$$\prod_{1 \leq j \leq t} \exp\left(-\frac{\lambda^{\Delta+1+t-j}}{1-\lambda}\right) = \exp\left(-\frac{\lambda^{\Delta+1}}{1-\lambda} \sum_{1 \leq j \leq t} \lambda^{t-j}\right) \geq \exp\left(-\frac{\lambda^{\Delta+1}}{(1-\lambda)^2}\right).$$

□

In particular, Lemma 18 for $\Delta = 0$ means that t is a separator with probability at least $\exp(-\frac{\lambda}{(1-\lambda)^2})$. However, because of correlations, we cannot infer anything useful about the expectation of x_1 (and even less about the expectation of x_1^2), so a more refined analysis is necessary.

Given μ_\perp , we view the separators as being constructed in an online manner; we proceed by order of increasing i and reveal the entire preference list of w_i by generating her preferences with respect to all the men who have not proposed to w_i during the execution of Algorithm 1.

Definition 5. Let $t \in [1, N]$, let $\Delta \geq 0$ be an integer. We denote by $(P_{t,\Delta})$ the property that for every $j \leq t$ and $i > t + \Delta$, w_j prefers m_j to m_i . To simplify notations, we also define $(P_t) := (P_{t,0})$. Notice that (P_t) holds if and only if t is a separator.

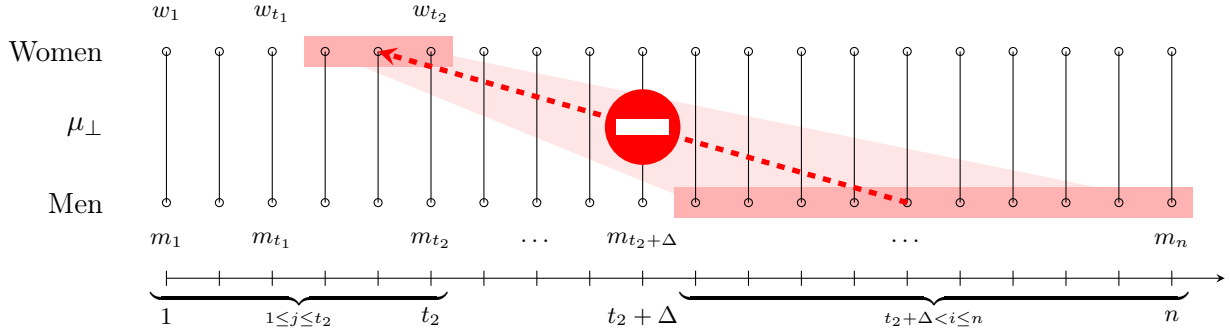


Figure 3: Graphical representation of the analysis of event $(P_{t_2,\Delta})$ when we already know that every woman w_j for $j \leq t_1$ prefers m_j to every man m_i with $i > t_2$. One then looks at the preference lists of women $w_{t_1+1}, w_{t_1+2}, \dots, w_{t_2}$ and finds Δ such that each of those women prefers her husband to all men m_i with $i > t_2 + \Delta$.

During the first iteration, consider the preference list of w_1 . The minimum value x_1 might conceivably have is $t_0 := 1$. If m_1 is w_1 's favorite man, event P_1 holds, we have a separator, $x_1 = 1 = t_0$ and we are done. Else, let $t_1 = t_0 + \Delta_0$ denote the maximum index of the men that w_1 prefers to m_1 . Separator x_1 can be no smaller than t_1 . Note that by Lemma 18,

$$\forall k \geq 0, \quad \mathbb{P}[\Delta_0 \leq k \mid \mu_\perp] \geq \exp\left(-\frac{\lambda^{k+1}}{(1-\lambda)^2}\right).$$

We now reveal the preference lists of w_2, w_3, \dots, w_{t_1} . If all of them prefer their respective husbands to m_{t_1+1}, \dots, m_N , event P_{t_1} holds (since by definition of t_1 , we already know that w_1 prefers m_1

to m_{t_1+1}, \dots, m_N), we have a separator, $x_1 = t_1$ and we are done. Else, let $t_2 = t_1 + \Delta_1$ denote the maximum index of the men that some woman among $\{w_2, \dots, w_{t_1}\}$ prefers to her husband. Separator x_1 can be no smaller than t_2 . Note that by Lemma 18 again,

$$\forall k \geq 0, \quad \mathbb{P}[\Delta_1 \leq k \mid \mu_\perp] \geq \exp\left(-\frac{\lambda^{k+1}}{(1-\lambda)^2}\right).$$

Continuing in this manner, we obtain the following characterization of x_1 :

$$x_1 = 1 + \Delta_0 + \Delta_1 + \dots + \Delta_{s-1} \text{ with } \Delta_0, \Delta_1, \dots, \Delta_{s-1} > 0, \Delta_s = 0,$$

where t_i and Δ_i are defined inductively: $t_0 = 1$; given t_i , Δ_i is defined as the minimum such that property (P_{t_i, Δ_i}) holds; and given t_i and Δ_i , we have $t_{i+1} = t_i + \Delta_i$.

Lemma 19. *Consider independent random variables $(\tilde{\Delta}_i)_{i \geq 0}$ with the identical distribution*

$$\forall k \geq 0, \quad \mathbb{P}[\tilde{\Delta}_i \leq k] = \exp\left(-\frac{\lambda^{k+1}}{(1-\lambda)^2}\right)$$

Let

$$\tilde{x}_1 = 1 + \tilde{\Delta}_0 + \tilde{\Delta}_1 + \dots + \tilde{\Delta}_{\tilde{s}-1} \text{ with } \tilde{\Delta}_0, \tilde{\Delta}_1, \dots, \tilde{\Delta}_{\tilde{s}-1} > 0, \tilde{\Delta}_{\tilde{s}} = 0$$

Then we have stochastic domination²: $\tilde{x}_1 \succeq x_1$.

Proof sketch. Observe that Δ_i only depends on the preference lists of women $\{w_{1+t_{i-1}}, \dots, w_{t_i}\}$, so the Δ_i 's are independent. By Lemma 18, $\tilde{\Delta}_i \succeq \Delta_i$. Proceeding inductively, summing independent random variables up to independent times s and \tilde{s} yields that for all k , $\mathbb{P}[\tilde{x}_1 \geq k] \geq \mathbb{P}[x_1 \geq k \mid \mu_\perp]$, hence stochastic domination. \square

Lemma 20. *The radius of convergence of the probability generating function of \tilde{x}_1 is > 1 .*

Proof. See appendix C. \square

Corollary 21. *The second moment of \tilde{x}_1 is bounded, independently of N . That is, $E[\tilde{x}_1^2] = \mathcal{O}(1)$.*

Proof. Using Lemma 20, the probability generating function of \tilde{x}_1 is a power series $G_{\tilde{x}_1}$, and converges on an open set containing 1, thus $G_{\tilde{x}_1}$ can be derived twice. Recall that $\mathbb{E}[\tilde{x}_1^2] = G_{\tilde{x}_1}''(1) + G_{\tilde{x}_1}'(1)$. A proof giving explicit bounds on $\mathbb{E}[\tilde{x}_1^2]$ is also given in Appendix C. \square

Corollary 22. *The random variable x_1 has an exponential tail, independently of N .*

$$\forall C > 0, \quad \mathbb{P}[x_1 \geq C \mid \mu_\perp] = \exp(-\Omega(C))$$

Proof. We use Lemma 19 for the domination of x_1 , Lemma 20 for the existence of a constant $1 + \varepsilon$ for which the probability generating function of \tilde{x}_1 is defined, and Markov's inequality.

$$\exists \varepsilon > 0, \forall C > 0, \quad \mathbb{P}[x_1 \geq C \mid \mu_\perp] \leq \mathbb{P}[\tilde{x}_1 \geq C] = \mathbb{P}[(1 + \varepsilon)^{\tilde{x}_1} \geq (1 + \varepsilon)^C] \leq (1 + \varepsilon)^{-C} \cdot \mathbb{E}[(1 + \varepsilon)^{\tilde{x}_1}]$$

\square

²Given to random variables A and B , we note $A \succeq B$ and say that A stochastically dominates B when for all k we have $\mathbb{P}[A \geq k] \geq \mathbb{P}[B \geq k]$.

4.4 Proof of Theorem 2

Theorem 2. *Assume that the men have arbitrary preferences and the women have geometric popularity preferences. Then the expected total number of stable pairs is $\mathcal{O}(N)$.*

Proof. As mentioned earlier, the number Y of stable pairs is at most the sum of the square of the size of each block:

$$Y \leq \sum_{i=1}^b (x_i - x_{i-1})^2.$$

Note that the total number b of blocks is at most N .

Observe that separator x_i is defined before the full preference lists of women w_j for $j > x_i$ are generated. Since the men m_j for $j > x_i$ are rejected by all women $\{w_1, \dots, w_{x_i}\}$, they might as well drop those women from their preference lists. Thus, given the first separator, the remaining problem is the same as the original problem, except that the number of participants is now $2(N - x_1)$ instead of $2N$. Thus the stochastic domination proved for the first block also holds for the second block, third block, etc.: with the same techniques we define N independent variables y_1, \dots, y_N , each distributed identically to \tilde{x}_1 . Since $(x_i - x_{i-1}) \preceq y_i$ for each i , we deduce that

$$Y \preceq y_1^2 + \dots + y_N^2$$

Using Corollary 21, the expected value of each y_i^2 is bounded by a constant independent of N .

$$\mathbb{E}[Y \mid \mu_\perp] \leq \mathbb{E} \left[\sum_{i=1}^N y_i^2 \right] = \sum_{i=1}^N \mathbb{E}[y_i^2] = N \mathbb{E}[\tilde{x}_1^2] = \mathcal{O}(N)$$

Now recall that all probabilities and expectation written above are conditioned on the value of the man optimal stable matching μ_\perp . To obtain a bound on the unconditional expectation, write the law of total probability, the constant hidden in the \mathcal{O} being independent from the choice of μ_\perp . \square

Remark 23. *Stable matchings with $N - 1$ man and N woman having uniform preference lists have been studied by Ashlagi, Kanoria and Leshno [AKL17], then by Pittel [Pit18]. One can notice that unbalanced markets are easy to simulate with popularity preferences. Imagine a man m having a popularity ε so small that with high probability every woman will rank m last (for example a gap of $1/N^4$ is enough). The woman married to m in μ_\perp has only one stable partner, and she can in fact be considered as single. This is caused by a separator being placed between the first $N - 1$ men and the last (least popular) one.*

5 Uniformly random proposals: Proof of Theorem 3

In section 4, we studied the case where men have arbitrary preferences and women have geometric popularity preferences. We showed that if we know the men-optimal stable matching μ_\perp , then we can order the women (woman w_i being married with m_i in μ_\perp) and decompose the instance into blocks, so that each person has all of their stable partners within their block. Corollary 22 shows that the distribution of the size of a block has an exponential tail.

In this section, we discuss which additional results can be obtained when in addition men have independent and uniformly random preferences, when all women have the same popularity. The preference list of a man is then sampled uniformly at random from the $N!$ possible total orders over N woman.

Theorem 3. *Assume that the men have uniform popularity preferences and the women have geometric popularity preferences. Then the expected total number of stable pairs is $N + \mathcal{O}(\ln^3 N)$.*

Proof. To prove the theorem, we will proceed as follows:

1. Run Algorithm 1, with men sampling their preferences online, and women sampling their preferences offline, before the algorithm starts, hence women have deterministic preferences in the sequel. Let μ_\perp be the resulting men-optimal stable matching. Record the list of all proposals made so far. Relabel the woman according to μ_\perp . Use the analysis of section 4 to define blocks.
2. Let C be a constant (to be fixed in Lemma 26). Let us define the event OK to be the following: All blocks have size at most $C \ln N$, and no woman prefers a man m_j to a another man m_i with $i + C \ln N \leq j$. We will prove (Lemma 26) that OK has probability is at least $1 - 1/N^2$. The rest of the analysis assumes that OK holds.
3. Choose a fixed woman w^* (the analysis will be done for all $w^* \in \mathcal{W}$). Enumerate all stable husbands of w^* using Algorithm 2, with men sampling their preferences online, and women answering deterministically to the proposals they receive.

Let Y be the number of stable pairs. We have:

$$\mathbb{E}[Y \mid OK] = \sum_{\mu \text{ matching}} \mathbb{P}[\mu_\perp = \mu \mid OK] \cdot \mathbb{E}[Y \mid \mu_\perp = \mu \text{ and } OK]$$

We will show that for every matching μ , we have $\mathbb{E}[Y \mid \mu_\perp = \mu \text{ and } OK] = N + \mathcal{O}(\ln^3 N)$, Thus $\mathbb{E}[Y \mid OK] = N + \mathcal{O}(\ln^3 N)$. When OK does not hold, we use the bound $Y \leq N^2$.

$$\mathbb{E}[Y] = \underbrace{\mathbb{P}[\text{not } OK]}_{\leq 1/N^2} \cdot \underbrace{\mathbb{E}[Y \mid \text{not } OK]}_{\leq N^2} + \underbrace{\mathbb{P}[OK]}_{\leq 1} \cdot \mathbb{E}[Y \mid OK] = 1 + N + \mathcal{O}(\ln^3 N)$$

□

Remark 24. *No effort was made to optimize the constants in Theorem 3.*

Corollary 25. *When matching N men having uniform popularity preferences, with N women having geometric popularity preferences, using the men-proposing deferred acceptance algorithm, it is optimal for all men and nearly all women to report their true preferences. More precisely, the expected fraction of woman who might have an incentive not to report their true preferences vanishes as $\mathcal{O}(\ln^2 N/N)$*

Proof. It is possible for someone to manipulate a stable matching procedure if and only if they are not matched to their favorite stable partner [DGS87]. When using the men-proposing deferred acceptance procedure, each man is married to his favorite stable wife, and each woman is married to his least preferred stable husband. However, we show in the proof of Lemma 28 that the expected number of woman with more than one stable husband is at most $\mathcal{O}(\ln^2 N)$. Thus only a fraction $\mathcal{O}(\ln^2 N/N)$ of women can manipulate. □

Lemma 26. *There is a constant C such that the probability of event OK is $\geq 1 - 1/N^2$.*

Proof. For the first case of failure, recall from Corollary 22 that the size of a block has an exponential tail. Thus we can choose C such that the probability of a given block has a size greater than $C \log N$ is at most $1/(2N^3)$. There are at most N blocks, using the union bound the probability that at least one has a size exceeding $C \log N$ is at most $1/(2N^2)$.

For the second case of failure, notice that the probability for a woman to prefer a man m_j to another man m_i is $\mathcal{D}(m_j)/(\mathcal{D}(m_j) + \mathcal{D}(m_i)) \leq \lambda^{j-i} \leq \lambda^{C \ln N}$ when $i + C \ln N \leq j$. Thus we can choose C such that the probability of this happening is smaller than $1/(2N^5)$. Using the union bound over all triples of woman/ m_i / m_j , the probability of a failure is at most $1/(2N^2)$.

Choosing C maximal between the two values, and using the union bound over the two possible cases of failure, the probability that OK does not hold is at most $1/N^2$. \square

We compute μ_\perp (with Algorithm 1), relabel women (w_i is married to m_i in μ_\perp) and define blocks (using definitions from section 4). We assume that event OK holds.

The only remaining source of randomness is the preference lists of men. As the preferences of men are independent from the preferences of women (used to tell if event OK holds), each time a man needs to propose to a woman he will sample her uniformly from the set of women he has not proposed to yet.

Lemma 27. *Fix $i \in [1, N]$. Conditioning on μ_\perp and which proposals have already been made in Algorithm 1, assuming OK holds, the probability that woman w_i has more than one stable husband is at most $3C \ln N / (N + C \ln N - i)$.*

Proof. We are going to run Algorithm 2 with $w^* := w_i$. It starts with m_i proposing to his next favorite woman w_j .

- we are going to color “red” all women w_j with $j \leq i - C \ln N$
 $\rightarrow m_i$ will be rejected by all “red” women.
- we are going to color “blue” all women w_j with $i - C \ln N < j \leq i + 2C \ln N$
 $\rightarrow m_i$ may have already proposed to some “blue” women.
- we are going to color “green” all women w_j with $i + 2C \ln N < j$
 $\rightarrow m_i$ has not proposed to any “green” woman.

If he proposes to a “red” woman, he will be rejected, because we assumed that event OK holds and w_j is already married to m_j who is much better than m_i . Thus let us look at the first proposal m_i does to a woman colored either “blue” or “green”.

If this proposal is made to a “blue” woman, then maybe w_j will have an other stable husband, but we do not care as it happens with probability at most $3C \ln N / (N + C \ln N - i)$. Indeed, let B be the number of “blue” women to whom m_i has not proposed yet, and let G be the number of “green” women. The probability that m_i proposes to a “blue” woman is $B/(B + G)$.

$$B \leq 3C \ln N \quad \text{and} \quad G \geq N - i - 2C \ln N$$

$$\frac{B}{B + G} \leq \frac{3C \ln N}{3C \ln N + G} \leq \frac{3C \ln N}{N + C \ln N - i}$$

If this proposal is made to a “green” woman, she will accept because we assumed that event OK holds. We will show that it is now impossible for w_i to have an other stable husband. By induction we prove that in Algorithm 2 the proposer will never be a man from a better block (in terms of popularity) than the block of w_j .

- The first proposer is m_j , and he is trivially in the same block as w_j .
- Now assume that the proposer is a man m_k who does not belong to a better block than the block of w_j . Because event OK holds, the size of the block of w_j is at most $C \ln N$, thus $k > i + C \ln N$. If m_k proposes to w_j , he will be rejected because w_j is currently married to m_i . If m_k proposes to a woman in a better block than his, he will be rejected because of the definition of blocks. Thus, in order to get accepted, m_k must propose to a woman currently married to a man whose block is not better than the block of w_j .

During Algorithm 2, when m_i proposes to a “green” woman, no one will get accepted by woman w^* , therefore she only has one stable husband. \square

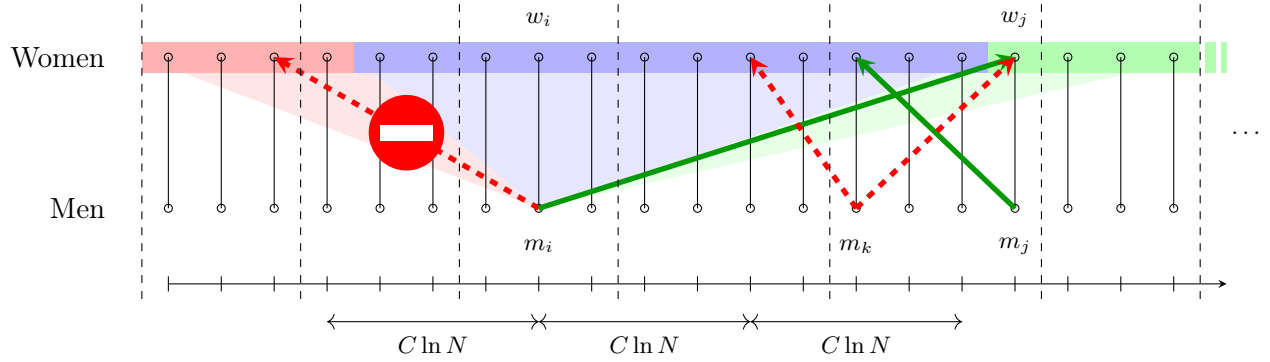


Figure 4: Proof of Lemma 27, probability that w_i has several stable husbands \leq ratio $\frac{\dots}{\dots + \dots}$

Lemma 28. *Conditioning on μ_\perp and which proposals have already been made in Algorithm 1, assuming that event OK holds, the expected number of stable pairs is $N + \mathcal{O}(\ln^3 N)$.*

Proof. We proved in Lemma 27 that the probability that a woman w_i has more than one stable husband is at most $3C \ln N / (N + C \ln N - i)$. Thus, the expected number of woman with more than one stable husband is bounded by

$$\sum_{i=1}^N \frac{3C \ln N}{N + C \ln N - i} = \sum_{i=0}^{N-1} \frac{3C \ln N}{i + C \ln N} \leq 3C \ln N \int_{C \log N - 1}^{C \log N - 1 + N} \frac{dt}{t} = 3C \ln N \ln \left(\frac{C \log N - 1 + N}{C \log N - 1} \right)$$

When N is big enough, we can simplify this bound to $3C \ln^2 N$. As event OK holds, we can say that each of those women has at most $C \ln N$ stable husbands. Conditioning on the value of μ_\perp , the expected number of stable pairs when event OK holds is at most $N + 3C^2 \ln^3 N$. \square

6 Indistinguishability: A side result.

In this subsection we prove a side result about the popularity / uniform setting. When man have uniform preferences and women have *i.i.d.* popularity preferences, one can observe that all women are initially indistinguishable.

We already know from Theorem 1 that the total expected number of stable pairs is at most $N + N \ln N$. Theorem 29 proves that for each woman the expected number of stable pairs involving

that woman is at most $1 + \ln N$, so this is a more precise result. To do that, we simplify the bound obtained in Lemma 15 for the number of stable husbands of a woman w . It might be the first step to show that when both men and women have popularity preferences, the expected number of husbands of a fixed woman is at most logarithmic.

Theorem 29. *Assume that the men have uniform popularity preferences and the women have popularity preferences. Then the expected number of stable husband of every fixed woman is at most $1 + \ln N$.*

Proof. In this setting, results from Lemma 15 and Theorem 1 are valid. Indeed one might just sample the preferences of all men before-hand, and use the theorems where men have deterministic preferences. Let us recall those results, with Y_w being the number of husbands of woman $w \in \mathcal{W}$, matching μ_\perp being the women-pessimal stable matching, and matching μ_\top being the women-optimal stable matching.

$$\forall w \in \mathcal{W}, \quad \mathbb{E}[Y_w] \leq 1 + \ln N + \mathbb{E} \left[\ln \frac{\mathcal{D}(\mu_\top(w))}{\mathcal{D}(\mu_\perp(w))} \right]$$

$$\sum_{w \in \mathcal{W}} \mathbb{E}[Y_w] \leq N(1 + \ln N)$$

When men have uniform preferences over women, and women have *i.i.d.* popularity preferences over men, all woman are indistinguishable. Thus, the expected number of husband of all women is the same (*i.e.* all $\mathbb{E}[Y_w]$ are equals). If $\mathbb{E}[Y_w]$ was bigger than $1 + \ln N$ we would have a contradiction, thus $\mathbb{E}[Y_w] \leq 1 + \ln N$.

Note that this Lemma holds because the expectation is computed over all possible instances. In particular, one cannot say that $\mathbb{E}[Y_w \mid \mu_\perp] \leq 1 + \ln N$, because as soon as women started to reveal their preference lists, they are not indistinguishable any more. \square

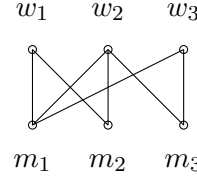
A Background (Details)

Let us give a detailed execution of Algorithms 1 and 2 on the following instance.

$$\begin{array}{ll}
m_1 : w_1 \succ_{m_1} w_2 \succ_{m_1} w_3 & w_1 : m_2 \succ_{w_1} m_1 \succ_{w_1} m_3 \\
m_2 : w_2 \succ_{m_2} w_3 \succ_{m_2} w_1 & w_2 : m_3 \succ_{w_2} m_1 \succ_{w_2} m_2 \\
m_3 : w_3 \succ_{m_3} w_2 \succ_{m_3} w_1 & w_3 : m_1 \succ_{w_3} m_3 \succ_{w_3} m_2
\end{array}$$

For this instance, there are 3 stable matchings. The stable graph has 7 edges.

$$\begin{aligned}
\mu_{\perp} &= \{(m_1, w_1), (m_2, w_2), (m_3, w_3)\} \\
&\quad \{(m_1, w_2), (m_2, w_1), (m_3, w_3)\} \\
\mu_{\top} &= \{(m_1, w_3), (m_2, w_1), (m_3, w_2)\}
\end{aligned}$$



When running Algorithm 1, m_1 proposes to w_1 and she accepts, m_2 proposes to w_2 and she accepts, m_3 proposes to w_3 and she accepts. Starting from the matching μ_{\perp} , let us run Algorithm 2 to enumerate the stable husbands of w_1 , w_2 and w_3 .

Stable husbands of w_1

Proposition	Answer
$m_1 \rightarrow w_2$	yes
$m_2 \rightarrow w_3$	no
$m_2 \rightarrow w_1$	yes
$m_2 \rightarrow \emptyset$	

Stable husbands of w_2

Proposition	Answer
$m_2 \rightarrow w_3$	no
$m_2 \rightarrow w_1$	yes
$m_1 \rightarrow w_2$	yes
$m_1 \rightarrow w_3$	yes
$m_3 \rightarrow w_2$	yes
$m_3 \rightarrow w_1$	no
$m_3 \rightarrow \emptyset$	

Stable husbands of w_3

Proposition	Answer
$m_3 \rightarrow w_2$	yes
$m_2 \rightarrow w_3$	no
$m_2 \rightarrow w_1$	yes
$m_1 \rightarrow w_2$	no
$m_1 \rightarrow w_3$	yes
$m_1 \rightarrow \emptyset$	

Note that when enumerating the stable husbands of w_3 we did not enumerate the stable husbands of the other women. For example, w_2 rejected the proposition from m_1 because she already had a proposition from m_3 . Algorithm 2 has been introduced in [KMP90]. It is a simplification of an algorithm that enumerates all stable husbands at the same time [MW71, Gus87].

In literature, Algorithm 2 is often described using a “break-marriage” operation. If we want to compute all stable husbands of a woman w^* , first we compute the stable matching μ_{\perp} using the men-proposing deferred acceptance algorithm, finding her first husband. Then we declare this pair unacceptable, and continue the deferred acceptance algorithm until a new stable matching is found. We repeat this process, an “outer” loop regularly breaking the marriage of w^* , in order to find all her possible stable partners.

One can notice that after a new stable husband is found, he will be the next person to propose, as the next step is to break w^* ’s marriage. Thus we decided to merge the “outer” and “inner” loops. This choice has two effects. First it might possible that this version is a bit harder to apprehend (if one wants to prove that Algorithm 2 effectively outputs the set of all stable husbands). However the resulting procedure is much easier to explain, and the transition from the algorithm to the proofs (see for example Lemma 13) is genuinely more natural.

B Deferred acceptance (Proofs)

Lemma 14. *Let μ_\perp denote the matching obtained at the end of Algorithm 1 and $\mu_\top(w^*)$ denote the last man accepted by w^* during the execution of Algorithm 2 (her favorite stable husband). Then:*

$$\mathbb{E}[\text{Number of stable husbands of } w^* \mid \mu_\perp] \leq 1 + \ln N + \mathbb{E}[\ln(\mathcal{D}(\mu_\top(w^*))) \mid \mu_\perp] - \ln(\mathcal{D}(\mu_\perp(w^*)))$$

Proof. In this proof we use notations from Lemma 13. Let $x_0 = \mu_\perp(w^*)$, and let x_1, \dots, x_K be the sequence of proposals received by w_* during Algorithm 2. Let p_\perp denote the sum of popularities of proposals received by w^* during Algorithm 1 (including x_0) and let $p_i = \mathcal{D}(x_i)$ for all $0 \leq i \leq K$. We note Y_{w^*} the number of stable husbands of w^* , and for all $1 \leq i \leq K$ we note X_i the 0/1 random variable equal to 1 when “proposal x_i is accepted by w^* ”. We know that $Y_{w^*} = 1 + X_1 + \dots + X_K$. We use the linearity of expectation, and compute the expected value of each Bernoulli trial.

$$\mathbb{E}[Y_{w^*} \mid \mu_\perp] = 1 + \sum_{i=1}^K \mathbb{E}[X_i \mid \mu_\perp] = 1 + \sum_{i=1}^K \mathbb{P}[X_i = 1 \mid \mu_\perp] = 1 + \sum_{i=1}^K \frac{p_i}{p_\perp + p_1 + \dots + p_i}$$

Then, we compare the sum to an integral.

$$\sum_{i=1}^K \frac{p_i}{p_\perp + p_1 + \dots + p_i} \leq \sum_{i=1}^K \int_{p_\perp + p_1 + \dots + p_{i-1}}^{p_\perp + p_1 + \dots + p_i} \frac{dt}{t} = \ln(p_\perp + p_1 + \dots + p_K) - \ln p_\perp$$

Still conditioning on μ_\perp , man $\mu_\top(w^*)$ is the overall best proposition received by w^* . It is x_0 with probability proportional to p_\perp and it is x_i ($1 \leq i \leq K$) with probability proportional to p_i .

$$\begin{aligned} \mathbb{E}[\ln(\mathcal{D}(\mu_\top(w^*))) \mid \mu_\perp] &= \frac{p_\perp \ln p_0 + p_1 \ln p_1 + \dots + p_K \ln p_K}{p_\perp + p_1 + \dots + p_K} \\ &= \underbrace{\frac{p_\perp \ln p_\perp + p_1 \ln p_1 + \dots + p_K \ln p_K}{p_\perp + p_1 + \dots + p_K}}_S + \frac{p_\perp \ln p_0 - p_\perp \ln p_\perp}{p_\perp + p_1 + \dots + p_K} \end{aligned}$$

Using the convexity of $t \mapsto t \ln t$ and Jensen’s inequality, we give a lower-bound on S .

$$\begin{aligned} S &= \frac{K+1}{p_\perp + p_1 + \dots + p_K} \cdot \frac{p_\perp \ln p_\perp + p_1 \ln p_1 + \dots + p_K \ln p_K}{K+1} \\ S &\geq \frac{K+1}{p_\perp + p_1 + \dots + p_K} \cdot \left(\frac{p_\perp + p_1 + \dots + p_K}{K+1} \right) \ln \left(\frac{p_\perp + p_1 + \dots + p_K}{K+1} \right) \\ S &\geq \ln(p_\perp + p_1 + \dots + p_K) - \ln(K+1) \end{aligned}$$

Gathering all four equations, we obtain

$$\begin{aligned} \mathbb{E}[Y_{w^*} \mid \mu_\perp] &\leq 1 + \ln(p_\perp + p_1 + \dots + p_K) - \ln p_\perp \\ \mathbb{E}[Y_{w^*} \mid \mu_\perp] &\leq 1 + \ln(K+1) + S - \ln p_\perp \\ \mathbb{E}[Y_{w^*} \mid \mu_\perp] &\leq 1 + \ln(K+1) + \mathbb{E}[\ln(\mathcal{D}(\mu_\top(w^*))) \mid \mu_\perp] - \frac{p_\perp \ln p_0 - p_\perp \ln p_\perp}{p_\perp + p_1 + \dots + p_K} - \ln p_\perp \end{aligned}$$

Finally, using the fact that $p_0 \leq p_\perp$, we can bound the last term.

$$\frac{p_\perp \ln p_0 - p_\perp \ln p_\perp}{p_\perp + p_1 + \dots + p_K} + \ln p_\perp = \frac{(p_\perp) \ln p_0 + (p_1 + \dots + p_K) \ln p_\perp}{(p_\perp) + (p_1 + \dots + p_K)} \geq \ln p_0 = \ln(\mathcal{D}(\mu_\perp(w^*)))$$

Thus, as $K+1 \leq N$, we obtain the inequality we claimed.

$$\mathbb{E}[Y_{w^*} \mid \mu_\perp] \leq 1 + \ln N + \mathbb{E}[\ln(\mathcal{D}(\mu_\top(w^*))) \mid \mu_\perp] - \ln(\mathcal{D}(\mu_\perp(w^*)))$$

□

C Instance decomposition (Proofs)

Before proving Lemma 20, let us start with a direct proof giving explicit bounds on $\mathbb{E}[\tilde{x}_1^2]$.

Corollary 21. *The second moment of \tilde{x}_1 is bounded, independently of N . That is, $\mathbb{E}[\tilde{x}_1^2] = \mathcal{O}(1)$.*

Proof. By definition, $\tilde{\Delta}_0, \dots, \tilde{\Delta}_{\tilde{s}-1}$ are *i.i.d.*, thus

$$\begin{aligned}\mathbb{E}[(\tilde{x}_1 - 1)^2] &= \sum_{k=0}^{+\infty} \mathbb{P}[\tilde{s} = k] \cdot \mathbb{E} \left[\left(\sum_{i=0}^{k-1} \tilde{\Delta}_i \right)^2 \mid \forall i \in [0, k-1], \tilde{\Delta}_i > 0 \right] \\ &= \sum_{k=0}^{+\infty} \mathbb{P}[\tilde{s} = k] \cdot \left(k(k-1) \cdot \mathbb{E}[\tilde{\Delta}_0 \mid \tilde{\Delta}_0 > 0]^2 + k \cdot \mathbb{E}[\tilde{\Delta}_0^2 \mid \tilde{\Delta}_0 > 0] \right)\end{aligned}$$

We compute the expected value of $\tilde{\Delta}_0$ and $\tilde{\Delta}_0^2$ conditioning on the fact that $\tilde{\Delta}_0 > 0$.

$$\mathbb{E}[\tilde{\Delta}_0 \mid \tilde{\Delta}_0 > 0] = \frac{\mathbb{E}[\tilde{\Delta}_0]}{\mathbb{P}[\tilde{\Delta}_0 > 0]} \quad \text{and} \quad \mathbb{E}[\tilde{\Delta}_0^2 \mid \tilde{\Delta}_0 > 0] = \frac{\mathbb{E}[\tilde{\Delta}_0^2]}{\mathbb{P}[\tilde{\Delta}_0 > 0]}$$

The random variable \tilde{s} follows a geometric distribution of success parameter $\mathbb{P}[\tilde{\Delta}_0 = 0]$.

$$\forall k \geq 0, \quad \mathbb{P}[\tilde{s} = k] = \mathbb{P}[\tilde{\Delta}_0 = 0] \cdot \mathbb{P}[\tilde{\Delta}_0 > 0]^k$$

Using those values in the expression of $\mathbb{E}[(\tilde{x}_1 - 1)^2]$, we obtain

$$\mathbb{E}[(\tilde{x}_1 - 1)^2] = \sum_{k=0}^{+\infty} \mathbb{P}[\tilde{\Delta}_0 = 0] \cdot \mathbb{P}[\tilde{\Delta}_0 > 0]^k \left(\frac{k(k-1) \cdot \mathbb{E}[\tilde{\Delta}_0]^2}{\mathbb{P}[\tilde{\Delta}_0 > 0]^2} + \frac{k \cdot \mathbb{E}[\tilde{\Delta}_0^2]}{\mathbb{P}[\tilde{\Delta}_0 > 0]} \right)$$

Splitting the sum in two, and starting respectively at $k = 2$ and $k = 1$

$$\begin{aligned}\mathbb{E}[(\tilde{x}_1 - 1)^2] &= \mathbb{E}[\tilde{\Delta}_0]^2 \cdot \underbrace{\sum_{k=0}^{+\infty} (k+2)(k+1) \cdot \mathbb{P}[\tilde{\Delta}_0 > 0]^k}_{= 2/\mathbb{P}[\tilde{\Delta}_0=0]^3} + \mathbb{E}[\tilde{\Delta}_0^2] \cdot \underbrace{\sum_{k=0}^{+\infty} (k+1) \cdot \mathbb{P}[\tilde{\Delta}_0 > 0]^k}_{= 1/\mathbb{P}[\tilde{\Delta}_0=0]^2}\end{aligned}$$

Finally we obtain a formula similar to Wald's equation.

$$\mathbb{E}[(\tilde{x}_1 - 1)^2] = \frac{2\mathbb{E}[\tilde{\Delta}_0]^2}{\mathbb{P}[\tilde{\Delta}_0 = 0]^2} + \frac{\mathbb{E}[\tilde{\Delta}_0^2]}{\mathbb{P}[\tilde{\Delta}_0 = 0]} \quad \text{and} \quad \mathbb{E}[\tilde{x}_1] = \frac{\mathbb{E}[\tilde{\Delta}_0]}{\mathbb{P}[\tilde{\Delta}_0 = 0]}$$

From the definition of $\tilde{\Delta}_0$, for all $k \geq 0$ we have $\mathbb{P}[\tilde{\Delta}_0 \geq k] = 1 - \exp\left(-\frac{\lambda^k}{(1-\lambda)^2}\right) \leq \frac{\lambda^k}{(1-\lambda)^2}$.

$$\mathbb{E}[\tilde{\Delta}_0] = \sum_{k=1}^{+\infty} \mathbb{P}[\tilde{\Delta}_0 \geq k] \leq \sum_{k=1}^{+\infty} \frac{\lambda^k}{(1-\lambda)^2} = \frac{\lambda}{(1-\lambda)^3}$$

$$\mathbb{E}[\tilde{\Delta}_0^2] = \sum_{k=0}^{+\infty} k^2 \cdot (\mathbb{P}[\tilde{\Delta}_0 \geq k] - \mathbb{P}[\tilde{\Delta}_0 \geq k+1]) = \sum_{k=1}^{+\infty} (2k-1) \cdot \mathbb{P}[\tilde{\Delta}_0 \geq k] \leq \sum_{k=1}^{+\infty} \frac{(2k-1)\lambda^k}{(1-\lambda)^2} = \frac{\lambda + \lambda^2}{(1-\lambda)^4}$$

Using those values in the expression of $\mathbb{E}[\tilde{x}_1^2] = \mathbb{E}[(\tilde{x}_1 - 1)^2] + 2\mathbb{E}[\tilde{x}_1] - 1$, we obtain $\mathbb{E}[\tilde{x}_1^2] = \mathcal{O}(1)$. \square

Lemma 20. *The radius of convergence of the probability generating function of \tilde{x}_1 is > 1 .*

Proof. For any random variable X , we can define $G_X(z) = \mathbb{E}[z^X]$ for all real z such that $|z| < 1$.

$$G_{\tilde{x}_1}(z) = \mathbb{E}[z^{\tilde{x}_1}] = \sum_{k=0}^{+\infty} \mathbb{P}[\tilde{s} = k] \cdot \mathbb{E}\left[z^{1+\sum_{i=0}^{k-1} \tilde{\Delta}_i} \mid \forall i \in [0, k-1], \tilde{\Delta}_i > 0\right]$$

Using the fact that all $\tilde{\Delta}_i$'s are *i.i.d.* we can simplify the expectation of the product.

$$G_{\tilde{x}_1}(z) = z \cdot \sum_{k=0}^{+\infty} \mathbb{P}[\tilde{s} = k] \cdot \mathbb{E}\left[z^{\tilde{\Delta}_0} \mid \tilde{\Delta}_0 > 0\right]^k = z \cdot G_{\tilde{s}}\left(\mathbb{E}\left[z^{\tilde{\Delta}_0} \mid \tilde{\Delta}_0 > 0\right]\right)$$

The conditional expectation can be expressed as follows.

$$\begin{aligned} G_{\tilde{\Delta}_0}(z) &= \mathbb{E}\left[z^{\tilde{\Delta}_0}\right] = \mathbb{P}[\tilde{\Delta}_0 > 0] \cdot \mathbb{E}\left[z^{\tilde{\Delta}_0} \mid \tilde{\Delta}_0 > 0\right] + \mathbb{P}[\tilde{\Delta}_0 = 0] \\ \mathbb{E}\left[z^{\tilde{\Delta}_0} \mid \tilde{\Delta}_0 > 0\right] &= \frac{G_{\tilde{\Delta}_0}(z) - \mathbb{P}[\tilde{\Delta}_0 = 0]}{\mathbb{P}[\tilde{\Delta}_0 > 0]} \end{aligned}$$

Now let us compute the generating function of \tilde{s}

$$G_{\tilde{s}}(z) = \mathbb{E}[z^{\tilde{s}}] = \sum_{k=0}^{+\infty} z^k \cdot \mathbb{P}[\tilde{s} = k] = \sum_{k=0}^{+\infty} z^k \cdot \mathbb{P}[\tilde{\Delta}_0 > 0]^k \cdot \mathbb{P}[\tilde{\Delta}_0 = 0] = \frac{\mathbb{P}[\tilde{\Delta}_0 = 0]}{1 - z \cdot \mathbb{P}[\tilde{\Delta}_0 > 0]}$$

Combining the three previous equations we obtain

$$G_{\tilde{x}_1}(z) = \frac{z \cdot \mathbb{P}[\tilde{\Delta}_0 = 0]}{1 + \mathbb{P}[\tilde{\Delta}_0 = 0] - G_{\tilde{\Delta}_0}(z)}$$

Formally, we can compute the generating function of $\tilde{\Delta}_0$ with an Abel transform

$$\begin{aligned} G_{\tilde{\Delta}_0}(z) &= \sum_{k=0}^{+\infty} z^k \cdot \mathbb{P}[\tilde{\Delta}_0 = k] = \sum_{k=0}^{+\infty} z^k \cdot (\mathbb{P}[\tilde{\Delta}_0 > k-1] - \mathbb{P}[\tilde{\Delta}_0 > k]) \\ &= 1 + \sum_{k=0}^{+\infty} \mathbb{P}[\tilde{\Delta}_0 > k] \cdot (z^{k+1} - z^k) = 1 + (z-1) \sum_{k=0}^{+\infty} z^k \cdot \mathbb{P}[\tilde{\Delta}_0 > k] \end{aligned}$$

To obtain the convergence radius of $G_{\tilde{\Delta}_0}$, we are going to use an the equivalent of $\mathbb{P}[\tilde{\Delta}_0 > k]$.

$$\mathbb{P}[\tilde{\Delta}_0 > k] = 1 - \exp\left(\frac{-\lambda^{k+1}}{(1-\lambda)^2}\right) \sim \frac{\lambda^{k+1}}{(1-\lambda)^2}$$

Thus the radius of convergence of $G_{\tilde{\Delta}_0}$ is $1/\lambda$. In order $G_{\tilde{x}_1}(z)$ to be well defined, we need to have $G_{\tilde{\Delta}_0}(z) < 1 + \mathbb{P}[\tilde{\Delta}_0 = 0]$. Being a probability generating function, $G_{\tilde{\Delta}_0}$ is increasing when $0 < z < 1$, and tends to 1 when $z \rightarrow 1$. Let us give an upped bound for $G_{\tilde{\Delta}_0}$ when $1 \leq z < 1/\lambda$. To do that, we are using the fact that the equivalence relation above is also an upper-bound.

$$\sum_{k=0}^{+\infty} z^k \cdot \mathbb{P}[\tilde{\Delta}_0 > k] \leq \sum_{k=0}^{+\infty} z^k \cdot \frac{\lambda^{k+1}}{(1-\lambda)^2} = \frac{\lambda}{(1-z\lambda)(1-\lambda)^2}$$

Thus a sufficient condition for $G_{\tilde{x}_1}$ to be well defined is to have $z \geq 1$ and

$$G_{\tilde{\Delta}_0}(z) - 1 \leq \frac{(z-1)\lambda}{(1-z\lambda)(1-\lambda)^2} < \mathbb{P}[\tilde{\Delta}_0 = 0]$$

The middle is a continuous function on $[1, 1/\lambda)$, thus there is an $\varepsilon > 0$ such that having $1 \leq z \leq 1+\varepsilon$ is sufficient for the rightmost inequality to hold, and thus for $G_{\tilde{x}_1}(z)$ to be well defined. \square

References

- [AKL17] Itai Ashlagi, Yash Kanoria, and Jacob D Leshno. Unbalanced random matching markets: The stark effect of competition. *Journal of Political Economy*, 125(1):69–98, 2017.
- [APR05] Atila Abdulkadiroğlu, Parag A Pathak, and Alvin E Roth. The new york city high school match. *American Economic Review*, 95(2):364–367, 2005.
- [APRS05] Atila Abdulkadiroğlu, Parag A Pathak, Alvin E Roth, and Tayfun Sönmez. The boston public school match. *American Economic Review*, 95(2):368–371, 2005.
- [BDGL13] Abhijit Banerjee, Esther Duflo, Maitreesh Ghatak, and Jeanne Lafortune. Marry for what? caste and mate selection in modern india. *American Economic Journal: Microeconomics*, 5(2):33–72, 2013.
- [DF81] Lester E Dubins and David A Freedman. Machiavelli and the gale-shapley algorithm. *The American Mathematical Monthly*, 88(7):485–494, 1981.
- [DGS87] Gabrielle Demange, David Gale, and Marilda Sotomayor. A further note on the stable matching problem. *Discrete Applied Mathematics*, 16(3):217–222, 1987.
- [ES06] Pavlos S Efrimidis and Paul G Spirakis. Weighted random sampling with a reservoir. *Information Processing Letters*, 97(5):181–185, 2006.
- [GI89] Dan Gusfield and Robert W Irving. *The stable marriage problem: structure and algorithms*. MIT press, 1989.
- [GS62] David Gale and Lloyd S Shapley. College admissions and the stability of marriage. *The American Mathematical Monthly*, 69(1):9–15, 1962.
- [Gus87] Dan Gusfield. Three fast algorithms for four problems in stable marriage. *SIAM Journal on Computing*, 16(1):111–128, 1987.
- [HHA10] Gunter J Hitsch, Ali Hortaçsu, and Dan Ariely. Matching and sorting in online dating. *American Economic Review*, 100(1):130–63, 2010.
- [IM15] Nicole Immorlica and Mohammad Mahdian. Incentives in large random two-sided markets. *ACM Transactions on Economics and Computation*, 3(3):14, 2015.
- [KGW18] Anna R Karlin, Shayan Oveis Gharan, and Robbie Weber. A simply exponential upper bound on the maximum number of stable matchings. *Proceedings of the 50th Annual ACM SIGACT Symposium on Theory of Computing*, pages 920–925, 2018.
- [KMP90] Donald E Knuth, Rajeev Motwani, and Boris Pittel. Stable husbands. *Proceedings of the first annual ACM-SIAM symposium on Discrete algorithms*, pages 397–404, 1990.
- [Knu76] Donald Ervin Knuth. *Mariages stables et leurs relations avec d’autres problèmes combinatoires: introduction à l’analyse mathématique des algorithmes*-. Les Presses de l’Université de Montréal, 1976.
- [Knu97] Donald Ervin Knuth. *Stable marriage and its relation to other combinatorial problems: An introduction to the mathematical analysis of algorithms*, volume 10. American Mathematical Soc., 1997.
- [KP09] Fuhito Kojima and Parag A Pathak. Incentives and stability in large two-sided matching markets. *American Economic Review*, 99(3):608–27, 2009.
- [Lee16] SangMok Lee. Incentive compatibility of large centralized matching markets. *The Review of Economic Studies*, 84(1):444–463, 2016.
- [MW71] David G McVitie and Leslie B Wilson. The stable marriage problem. *Communications of the ACM*, 14(7):486–490, 1971.

- [Pit89] Boris Pittel. The average number of stable matchings. *SIAM Journal on Discrete Mathematics*, 2(4):530–549, 1989.
- [Pit92] Boris Pittel. On likely solutions of a stable marriage problem. *The Annals of Applied Probability*, pages 358–401, 1992.
- [Pit18] Boris Pittel. On likely solutions of the stable matching problem with unequal numbers of men and women. *Mathematics of Operations Research*, 2018.
- [PS08] Parag A Pathak and Tayfun Sönmez. Leveling the playing field: Sincere and sophisticated players in the boston mechanism. *American Economic Review*, 98(4):1636–52, 2008.
- [PSV07] Boris Pittel, Larry Shepp, and Eugene Veklerov. On the number of fixed pairs in a random instance of the stable marriage problem. *SIAM Journal on Discrete Mathematics*, 21(4):947–958, 2007.
- [Rot82] Alvin E Roth. The economics of matching: Stability and incentives. *Mathematics of operations research*, 7(4):617–628, 1982.
- [Rot85] Alvin E Roth. The college admissions problem is not equivalent to the marriage problem. *Journal of economic Theory*, 36(2):277–288, 1985.
- [RP99] Alvin E Roth and Elliott Peranson. The redesign of the matching market for american physicians: Some engineering aspects of economic design. *American economic review*, 89(4):748–780, 1999.
- [Sar18] Gustavo Saraiva. An improved bound to manipulation in large stable matches. *Available at SSRN 3289296*, 2018.
- [Thu02] Edward G Thurber. Concerning the maximum number of stable matchings in the stable marriage problem. *Discrete Mathematics*, 248(1-3):195–219, 2002.