

# Fast, accurate, and transferable many-body interatomic potentials by genetic programming

Alberto Hernandez<sup>1</sup>, Adarsh Balasubramanian<sup>1</sup>, Fenglin Yuan<sup>1</sup>, Simon Mason<sup>1</sup>, and Tim Mueller<sup>1, \*</sup>

<sup>1</sup> Department of Materials Science and Engineering, Johns Hopkins University, Baltimore, 21218 MD, USA

Correspondence: Tim Mueller (tmueller@jhu.edu)

## ABSTRACT

The length and time scales of atomistic simulations are limited by the computational cost of the methods used to predict material properties. In recent years there has been great progress in the use of machine learning algorithms to develop fast and accurate interatomic potential models, but it remains a challenge to develop models that generalize well and are fast enough to be used at extreme time and length scales. To address this challenge, we have developed a machine learning algorithm based on genetic programming that is capable of discovering accurate, computationally efficient many-body potential models. The key to our approach is to explore a hypothesis space of models based on fundamental physical principles and select models within this hypothesis space based on their accuracy, speed, and simplicity. The focus on simplicity reduces the risk of overfitting the training data and increases the chances of discovering a model that generalizes well. Our algorithm was validated by rediscovering an exact Lennard Jones potential and a Sutton Chen embedded atom method potential from training data generated using these models. By using training data generated from density functional theory calculations, we found potential models for elemental copper that are simple, as fast as embedded atom models, and capable of accurately predicting properties outside of their training set. Our approach requires relatively small sets of training data, making it possible to generate training data using highly accurate methods at a reasonable computational cost. We present our approach, the forms of the discovered models, and assessments of their transferability, accuracy and speed.

## INTRODUCTION

In recent years there have been great advances in the use of machine learning to develop interatomic potential models.<sup>1-18</sup> In this approach, the development of an interatomic potential model is treated as a supervised learning problem,<sup>19</sup> in which an optimization algorithm is used to search a hypothesis space of possible functions to find those that best reproduce the energies, forces, and possibly other properties of a set of training data. Potential models developed in this way are often able to achieve accuracy close to that of the method used to generate the training data, with linear scalability and orders of magnitude increase in performance. Alternatively, potential models may be generated by using fundamental physical relationships to derive a simple parameterized function. The parameters of this function are typically then fit to a smaller set of training data. Examples of potential models generated using this latter approach include the embedded atom method (EAM) and bond-order potentials.<sup>20-26</sup>

There are advantages and disadvantages to both approaches to potential model development. Machine learning can be used to develop models for a wide variety of different chemical systems, and because many machine learning algorithms explore a large hypothesis space, they are often able to achieve very high levels of accuracy on structures where the local environments of the atoms are similar to those that are contained in the data used to train the model.<sup>1-3</sup> On the other hand, models developed from fundamental physical relationships are often simpler and orders of magnitude faster than machine learning potential models,<sup>27</sup> allowing them to be used to model systems at much longer time and length scales. Because they are derived from physics, they can be expected to perform relatively well when they encounter local environments that are unlike the ones they were trained on. The hypothesis space of these potential models is relatively small compared to most machine learning potentials, meaning that less data is required to train

them but also that they are typically unable to achieve the same level of accuracy as many potentials generated using machine learning.

Here we present a hybrid approach based on genetic programming, a machine learning approach that optimizes computer programs by simulating the process of natural selection.<sup>28,29</sup> This approach has been used to rediscover fundamental physical laws<sup>30</sup> and applied in materials science to find descriptors of complex material properties.<sup>31,32</sup> It has also previously been used to identify simple interatomic potentials.<sup>9,33-36</sup> Here we go beyond these previous efforts by demonstrating that genetic programming is capable of finding fast, accurate and transferable many-body potentials for a metallic system from *ab-initio* calculations.

The key to our approach is the construction of a physically meaningful hypothesis space, achieved by analyzing interatomic potentials that were derived from physical principles.<sup>23,25,26</sup> We take advantage of natural similarities in the functional forms of simple, physics-derived models<sup>23</sup> to construct a hypothesis space that contains many such functional forms. The hypothesis space that we use consists of all functions that can be constructed from combinations of addition, subtraction, multiplication, division, and power operators; constant values and distances between atoms; and an operator that performs a sum over functions of distances between a given atom and all neighbors within a given cutoff radius. This space contains a wide variety of potentials models derived from fundamental physical interactions, including nearly all pair potentials (e.g. Lennard-Jones,<sup>37</sup> Coulomb,<sup>38</sup> Morse<sup>39</sup>) as well as many-body glue potentials,<sup>23</sup> bond order potentials,<sup>23,24,40</sup> and combinations thereof. Even for relatively simple hypothesis spaces such as this one, it is difficult to enumerate a list of even relatively simple functional forms that can be created due to the large number of ways in which the various operators and values can be combined.<sup>32</sup> Here we use a genetic algorithm and multi-objective optimization to search this hypothesis space for interatomic potentials that are simple (and thus more likely to be generalizable<sup>41</sup>), fast, and accurate. Additional details of our approach are provided in the Methods section.

## RESULTS

### *Validating the machine learning algorithm*

To validate our algorithm, we tested its ability to rediscover the exact form of two interatomic potentials: the Lennard-Jones potential and the Sutton-Chen (SC) EAM potential. In each case, the genetic algorithm was able to identify the exact function used to generate the training data. The training data for the Lennard-Jones potential were generated by taking 75 snapshots of 32-atom molecular dynamics simulations: 15 snapshots at 80 K (NVT), 15 snapshots at 80 K and 100 kPa (NPT), 15 snapshots at 100 K (NVT), 15 snapshots at 100 K and 100 kPa (NPT) and 15 snapshots at 20,000 K (NVT). It consisted of 75 energies and 7200 components of force<sup>42</sup>, generated using the following parameterized model for argon:

$$V_{LJ} = \sum_i \sum_j \left( \frac{49304.15}{r^{12}} - \frac{34.88}{r^6} \right) \quad (1)$$

where  $V_{LJ}$  is the potential energy of the system, the index  $i$  represents an atom in the structure,  $j$  is its neighbor and  $r$  is the distance between the two atoms. The genetic programming algorithm found:

$$V = \sum_i \left( -50.18(983.04) \left( \sum_j (3.35r)^{-6.00} - \sum_j r^{-12.00} \right) \right) \quad (2)$$

which simplifies to the form of the Lennard-Jones potential in equation (1).

The training data for the SC EAM potential were obtained from 100 snapshots of 32-atom molecular dynamics simulations: 25 snapshots at 300 K, 25 snapshots at 1600 K, 25 snapshots at 3800 K and 25 snapshots at 20,000 K, all in the NVT ensemble. The training set consisted of 100 energies and 9600 components of force. The potential used to generate the training data was parametrized for copper:

$$V_{sc} = \sum_i \left( \sum_j \frac{644.52}{r^9} - \left( \sum_j \frac{527.62}{r^6} \right)^{0.5} \right) \quad (3)$$

The artificial intelligence algorithm found:

$$V = \sum_i \left( -0.73 - 2.53 \left( \left( -0.66(384.39) \sum_j r^{-9.00} \right) + \left( 0.25 / \left( 20.63 \sum_j r^{-6.00} \right) \right)^{-0.50} \right) \right) \quad (4)$$

When it is simplified, it gives the same form as  $V_{sc}$  with a constant shift and a slight difference between the constant parameters that could be eliminated by tightening the convergence criterion for parameter optimization. The values of the parameters in the exponents were found to the second decimal place.

#### *Discovering new models for copper*

Having established that our genetic programming algorithm can find the exact form of simple pair and many-body potentials, we evaluated its ability to find potential models from data generated using density functional theory<sup>43</sup> (DFT). For this purpose, we generated 150 snapshots of 32-atom DFT molecular dynamics simulations on copper: 50 snapshots at 300K (NVT), 50 snapshots at 1400 K (NVT) and 50 snapshots at 1400 K (NPT at 100 kPa). The data consisted of 150 energies, 14400 components of forces and 900 components of virial stress tensors<sup>44</sup>. One half was randomly selected for training and the other half for validation. Models were evaluated on three metrics: complexity, defined as the number of nodes on the model; computational cost, defined as the number of summations over neighbors, as these typically consume most of the execution time; and fitness, defined as a weighted sum of the mean squared errors of the normalized energies, forces and stresses:

$$fitness = 1000 * (0.5MSE_{energy} + 0.4MSE_{force} + 0.1MSE_{stress}) \quad (5)$$

To identify promising models we constructed a three-parameter convex hull based on fitness, computational cost, and complexity. Some of the models on this hull are shown in Table 1.

Table 1. The 3-dimensional convex hull of models found by the machine learning algorithm

Fitness	Cost*	Complexity	Expression
5393157	1	2	$\sum r f(r)$
1800.1	1	4	$\sum r^{-3.20} f(r)$
105.30	1	8	$\sum (649.17 r^{-9.83} - 0.09) f(r)$
54.144	1	10	$\sum (r^{10.20-5.49r} - 0.07) f(r)$
26.906	2	13	$\sum r^{10.20-5.49r} f(r) + 33.77 (\sum f(r))^{-1}$
8.1584	2	15	$\sum r^{10.21-5.48r} f(r) + 1.19 (\sum 0.33^r f(r))^{-1}$
<b>7.8230</b>	2	21	$\sum (r^{10.21-5.47r} - 0.21^r) f(r) + 0.97 (\sum 0.33^r f(r))^{-1}$
7.8229	2	25	$0.999 \sum (r^{10.21-5.46r} - 0.21^r) f(r) + 0.97 (\sum 0.33^r f(r))^{-1} + 5.76$
7.4131	4	19	$\sum r^{10.21-5.48r} f(r) + (3.07 \sum f(r)) (\sum 0.31^r f(r))^{-1} (\sum r f(r))^{-1}$
<b>4.7294</b>	3	28	$7.33 \sum r^{3.98-3.94r} f(r) + (27.32 - \sum (11.13 + 0.03 r^{11.74-2.93r}) f(r)) (\sum f(r))^{-1}$
4.2932	4	29	$6.76 \sum r^{4.00-3.88r} f(r) + 17.25 (\sum f(r)) (\sum r^{11.68-3.07r} f(r))^{-1} + 25.30 (\sum f(r))^{-1}$

Notes: the models with fitness **7.8230** and **4.7294** are named **GP1** and **GP2** respectively. “Cost” is based on the number of summations.  $f(r)$  is the smoothing function defined in equation (6).

Table 2. Interatomic potentials near the Pareto frontiers in Figure 2

Name	Expression
SC <sup>45</sup>	$E_i = \sum_j \frac{644.52}{r^9} f(r) - \left( \sum_j \frac{527.62}{r^6} f(r) \right)^{0.5}$
GP1	$E_i = \sum_j (r^{10.21-5.47r} - 0.21^r) f(r) + 0.97 \left( \sum_j 0.33^r f(r) \right)^{-1}$
GP2	$E_i = 7.33 \sum_j r^{3.98-3.94r} f(r) + \left( 27.32 - \sum_j (11.13 + 0.03r^{11.74-2.93r}) f(r) \right) \left( \sum_j f(r) \right)^{-1}$
EAM2 <sup>46</sup>	$E_i = \sum_j E_1 (e^{-2\alpha(r-r_0)} - 2e^{-\alpha(r-r_0)}) f(r) + F \left( \sum_j r^6 (e^{-\beta r} + 2^9 e^{-2\beta r}) f(r) \right)$ $\sum_i F(\bar{\rho}_i) = E(L) - \frac{1}{2} \sum_i \sum_j E_1 (e^{-2\alpha(r-r_0)} - 2e^{-\alpha(r-r_0)}) f(r)$ $E(L) = -E_{sub} (1 + a^*) e^{-a^*}$ $a^* = (a / a_0 - 1) / (E_{sub} / 9B\Omega)^{1/2}$
ABCHM <sup>47</sup>	$E_i = \sum_j \varphi(r) f(r) + 1.57 \cdot 10^{-5} \left( \sum_j \psi(r) f(r) \right)^2 - \left( \sum_j \psi(r) f(r) \right)^{0.5}$ $\varphi(r) = \begin{cases} e^{0.82+16.01r-15.73r^2+3.80r^3}, & 1 < r < 1.9 \\ +0.62(4.43-r)^3, & 1.9 < r < 4.43 \\ -3.02(4.17-r)^3, & 1.9 < r < 4.17 \\ +2.84(4.04-r)^3, & 1.9 < r < 4.04 \\ -0.41(3.62-r)^3, & 1.9 < r < 3.62 \\ +0.65(3.13-r)^3, & 1.9 < r < 3.13 \\ +0.81(2.56-r)^3, & 1.9 < r < 2.56 \end{cases}$ $\psi(r) = \begin{cases} 0.21(4.43-r)^3, & 1.9 < r < 4.43 \\ +0.36(3.62-r)^3, & 1.9 < r < 3.62 \end{cases}$
CuNi <sup>48</sup>	$E_i = \frac{1}{2} \sum_j \left( D_M \left[ 1 - e^{-\alpha_M(r-R_M)} \right]^2 - D_M \right) f(r) + F(\bar{\rho}_i)$ $\bar{\rho}_i = \sum_j \tanh(20r^2) \left\{ r^6 (e^{-\beta r} + 2^9 e^{-2\beta r}) + \frac{\sigma^{(1)}}{\mu^{(1)}} e^{-\frac{1}{2}[\mu^{(1)}(r-R_B)]^2} - 0.1\sigma^{(1)} e^{-\frac{1}{2}[\mu^{(1)}(r-(R_B+0.5))]^2} \right\} f(r)$ $\sum_i F(\bar{\rho}_i) = E(L) - \frac{1}{2} \sum_i \sum_j \left( D_M \left[ 1 - e^{-\alpha_M(r-R_M)} \right]^2 - D_M \right) f(r)$ $E(L) = -E_{sub} (1 + a^*) e^{-a^*}$ $a^* = (a / a_0 - 1) / (E_{sub} / 9B\Omega)^{1/2}$

EAM1 <sup>46</sup>	$E_i = \sum_j \left( \left[ \begin{array}{l} E_1 \left( e^{-2\alpha_1(r-r_0^{(1)})} - 2e^{-\alpha_1(r-r_0^{(1)})} \right) + \\ E_2 \left( e^{-2\alpha_2(r-r_0^{(2)})} - 2e^{-\alpha_2(r-r_0^{(2)})} \right) + \delta \end{array} \right] f(r) - \sum_{n=1}^3 \left( H(r_s^{(n)} - r) S_n(r_s^{(n)} - r)^4 \right) \right) + F(\bar{\rho}_i)$ $\text{if } (\bar{\rho}_i < 1): F(\bar{\rho}_i) = F^{(0)} + 0.5F^{(2)}(\bar{\rho}_i - 1)^2 + \sum_{n=1}^4 (q_n (\bar{\rho}_i - 1)^{n+2})$ $\text{else: } F(\bar{\rho}_i) = \frac{F^{(0)} + 0.5F^{(2)}(\bar{\rho}_i - 1)^2 + q_1(\bar{\rho}_i - 1)^3 + Q_1(\bar{\rho}_i - 1)^4}{1 + Q_2(\bar{\rho}_i - 1)^3}$ $\text{where: } \bar{\rho}_i = \sum_j \left( \left[ a e^{-\beta_1(r-r_0^{(3)})^2} + e^{-\beta_2(r-r_0^{(4)})} \right] f(r) \right)$
--------------------	---

Note: All potentials are in units of eV and Å.  $f(r)$  is a smoothing function; for GP1 and GP1 it is defined in equation (6). EAM2 and CuNi defined the embedding function to match a universal equation of state<sup>49</sup>.

Many of the models discovered by the genetic programming algorithm have forms that resemble the embedded atom model, or “glue” type potentials. The models consist of a sum of a pairwise term with a repulsive component and a many-body “glue” type attractive term which consists of a nonlinear transformation (an “embedding” function) of a sum over neighbors (the “density”). Here we select two of the models, which we label GP1 and GP2, for further analysis. In GP1, the simpler of the two models, the embedding function is simply the inverse of the density. In GP2, the embedding function is the same, and it is multiplied by a sum of pairwise interactions to form the glue term. Although GP1 and GP2 resemble known potential models, there are some notable differences. They have much simpler functional forms than most other copper potential models, and they have a different form for the attractive “glue” part of the potential. It is common in EAM-type potential models for the embedding function to be the negative square root of the density; this can be derived from the second moment approximation.<sup>23</sup> In GP1 and GP2, the attractive term instead depends on the positive inverse of a sum over pairwise interactions. Unlike the other models, this embedding function is bounded in the limit of high densities and diverges to infinity in the limit of zero density. The resulting models demonstrate high predictive power for condensed phases that were not included in the training data and, even though there were no surfaces in the data used to train them, they largely avoid the severe underprediction of surface energies that are common for embedded-atom type models (Table S5).<sup>46</sup>

## Validating and evaluating the transferability of the interatomic potentials

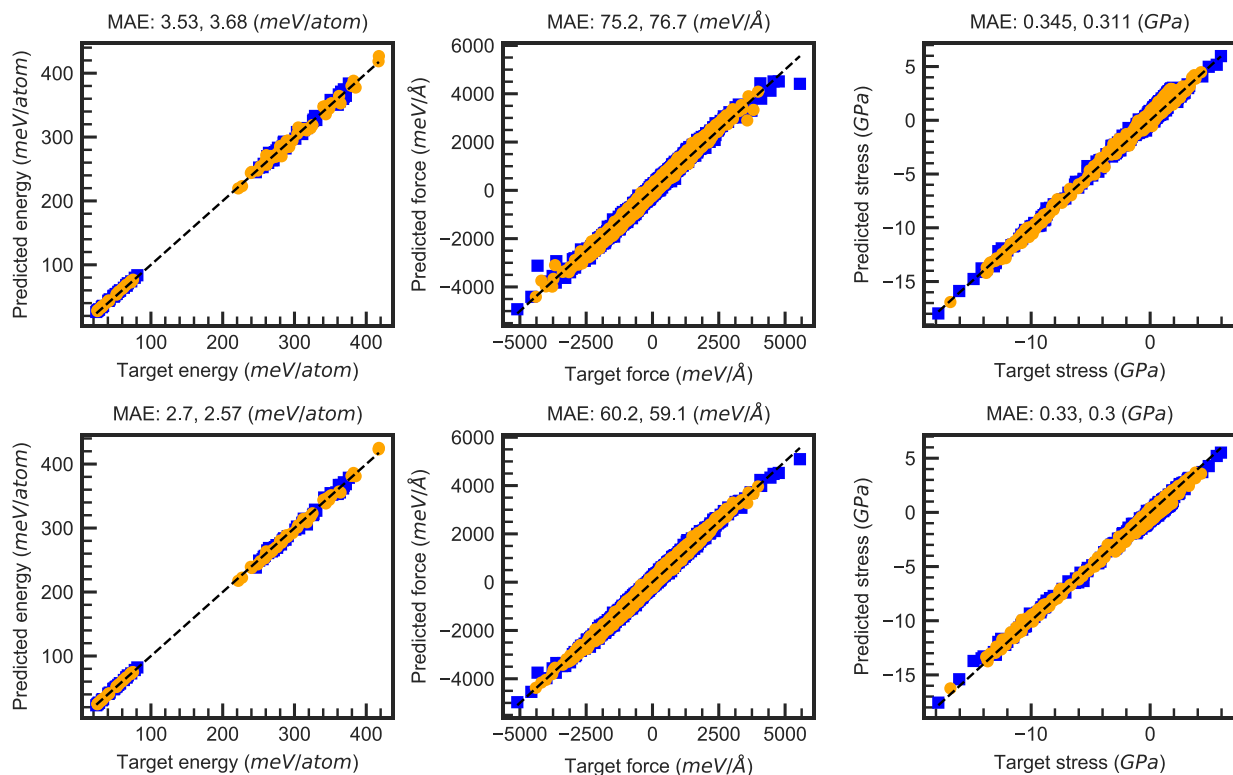


Figure 1. Parity plots of training (orange) and validation (blue) energies, components of force and components of the virial stress tensor for the interatomic potential GP1 (a) and GP2 (b). The black dashed line is the identity. The mean absolute error (MAE) is presented above each sub-figure for validation and training data respectively.

As might be expected by their simplicity, neither GP1 nor GP2 overfit their training data. For each model, there is little difference between the training mean absolute error and validation mean absolute error for energies, components of force vectors and components of the virial stress tensors (Figure 1). To compare the performance between GP1, GP2, and other similar potential models, we evaluate how well they predict the elastic constants of fcc copper. The elastic constants  $C_{11}$ ,  $C_{22}$ , and  $C_{44}$  are a widely used benchmark of copper potential model performance, allowing us to make a comparison between nine different copper potential models for which elastic constant data is available. We have plotted the maximum percent error in predicted elastic constants against the complexity of the model, as measured by number of nodes, in Figure 2. These errors, and all errors listed in this paper, are measured against each model's own target values, which are provided in the supplementary information. The potentials discovered by the machine learning algorithm presented in this work significantly change the Pareto frontier of interatomic potentials, defined as the set of interatomic potentials for which no other potential has less error and is less complex. They have errors comparable to the most accurate potential models and complexity comparable to the simplest.



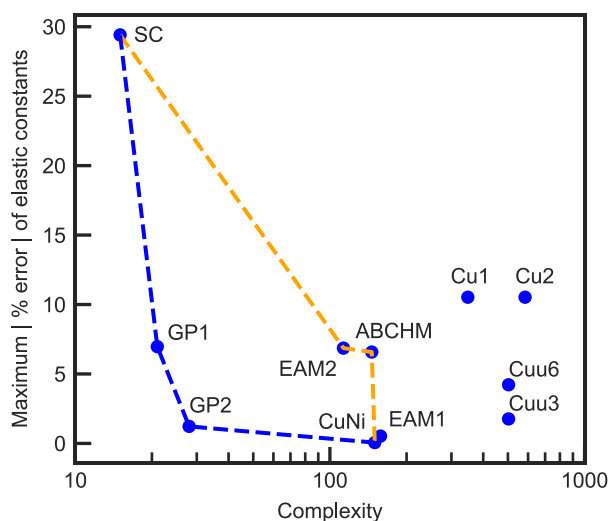


Figure 2. Pareto frontier of interatomic potentials for copper. No model has less error and is less complex than a model in the Pareto frontier. The percent error for each model was evaluated against the model's own target values, described in the Supplementary Information. Complexity was measured by the number of nodes in the tree representation of the model. Because the smoothing function for some models is unknown, to construct this plot each smoothing function was counted as 2 nodes, representing the smoothing function and a multiplication operation. Sources: SC<sup>45</sup>, ABCHM<sup>47</sup>, Cu1<sup>47</sup>, EAM1<sup>46</sup>, EAM2<sup>46</sup>, Cu2<sup>50</sup>, Cuu6<sup>51</sup>, Cuu3<sup>52</sup> and CuNi<sup>48</sup>. The interatomic potentials were found in the Interatomic Potentials Repository.<sup>53</sup> GP1 and GP2 were developed in this work.

There is also good agreement between the newly discovered potential models and other DFT-calculated properties (Table 3). Other models on the Pareto frontiers also show good agreement with their target values, but a notable difference is other than being more complex, these models were also directly trained on many of the properties listed in Table 3 whereas GP1 and GP2 were not. The errors on the elastic constants predicted by GP2 are almost as small as for EAM1, and the simpler model GP1 has errors on elastic constants that are comparable to ABCHM. The GP1 and GP2 models perform well on properties involving hcp and bcc phases, even though no hcp or bcc data were included in the training set. For the bcc lattice constant, the relative energy between the fcc and bcc phases, and the relative energy between fcc and hcp phases, GP1 and GP2 perform comparably to models that were trained on those data points and outperform all models that were not trained on them. For vacancy formation energies in the dilute limit, GP2 performs very well, with an error of 2 meV relative to the extrapolated DFT energy (see Supplementary Information for details). GP1 performs less well, with an error of 138 meV. Comparisons with other models for vacancy formation energies are difficult, as the models that report their performance on vacancy formation energies were trained with those values, whereas GP1 and GP2 were not. An exception is a neural network potential we discuss later, for which the extrapolated error is 146 meV, comparable to GP1 (Table S6, Supplementary). The GP1 error in vacancy formation energy is largely offset by an error in the

opposite direction for migration energy, and as a result the errors for both GP1 and GP2 for the activation energy for vacancy-mediated diffusion are comparable to models that were trained on that value.

Table 3. Error of the values predicted by interatomic potentials for copper relative to the respective reference. The models displayed in this table are on the Pareto frontiers in Figure 2, values of other potentials are in Tables S2 to S6.  $C_{ij}$  are elastic constants,  $a_0$  is the lattice parameter,  $\Delta E$  (bcc-fcc) is the energy difference between bcc and fcc phases,  $E_v$  is the fcc bulk vacancy formation energy,  $E_m$  is the migration energy for fcc bulk vacancy diffusion, and  $E_a$  is the activation energy for fcc bulk vacancy diffusion.

Property	Metric	SC	GP1	GP2	EAM2	ABCHM	CuNi	EAM1
Complexity	Number of nodes	15	21	28	113	146	150	158
$C_{11}$	% error	3.6 <sup>a</sup>	5.8	0.7	5.5	0.6	0.1	0.1
$C_{12}$	% error	3.8 <sup>a</sup>	7.0	0.5	0.6	4.1	0.0	0.1
$C_{44}$	% error	29.4 <sup>a</sup>	2.0	1.2	6.9	6.6	0.0	0.5
$a_0$ (fcc)	% error	0.0	0.3	0.3	0.0	0.7	0.0	0.0
$a_0$ (bcc)	% error	-	0.1	0.1	-	2.4	0.9	0.9
$\Delta E$ (bcc – fcc)	pred. – ref.   (meV/atom)	-	8	4	2 <sup>c</sup>	11	13	2
$\Delta E$ (hcp – fcc)	pred. – ref.   (meV/atom)	-	3	2	6 <sup>c</sup>	2	4	4
$E_v$ (unrelaxed, 2x2x2)	pred. – ref.   (meV)	-	32	123	-	80	-	-
$E_v$ (relaxed)	pred. – ref.   (meV)	-	138	2	17	-	6	3
$E_m$	pred. – ref.   (meV)	-	106	37	20	-	20	21
$E_a = E_v + E_m$	pred. – ref.   (meV)	-	32	34	37	24 <sup>b</sup>	15 <sup>b</sup>	24

Note: properties in orange font were used for training and properties in blue font were not used for training. Properties for which target values are not available are marked with a “-“. (a) SC was fit to the bulk modulus. (b) fit to vacancy formation energy. (c) fit to ensure that  $E_{fcc} < E_{bcc}$  and  $E_{fcc} < E_{hcp}$

EAM-type models are well known to underpredict surface energies. Surface energies predicted by EAM-type models trained on ab-initio calculations for copper are about 40-50% below their target values for the (100), (110) and (111) surfaces (Table S5). In contrast, GP1 underpredicts these surface energies by only 8%, 1% and 5% respectively, and GP2 underpredicts them by 14%, 10% and 10% respectively (Figure 3). For potentials that use experimental data for their target values, evaluating performance in calculating surface energies is more difficult as only the average value of experimental surface energies is available.<sup>46,48,52</sup> To make this comparison we have calculated weighted average surface energies over 13 different low-index surface facets, where the weights are based on the relative surface areas in Wulff constructions (details are provided in the Supplementary Information)<sup>54</sup>. EAM1 and CuNi underpredict the weighted surface energies by about 30%, and CuNi overpredicts the weighted surface energies by about 10% (Table S5).<sup>47</sup> GP1 underpredicts the weighted surface energies by 8% and GP2 by 13%. GP1-

predicted surface energies are the most accurate of any of the evaluated EAM-type potential models relative to its target values. The performance of GP1 and GP2 on surface energies is remarkable because there were no surfaces in the training set; this is a case of machine-learning potential models demonstrating extrapolative predictive ability. There are likely two reasons for this. The first is that other than SC, GP1 and GP2 are the simplest models considered here, and in general simpler models are less likely to overfit the training data.<sup>41</sup> The second is that these models were discovered in a hypothesis space designed to contain models resembling those for which there is fundamental physical justification. In general, the more physics can be included in the machine learning procedure, the more likely it is that a model will have extrapolative predictive power.

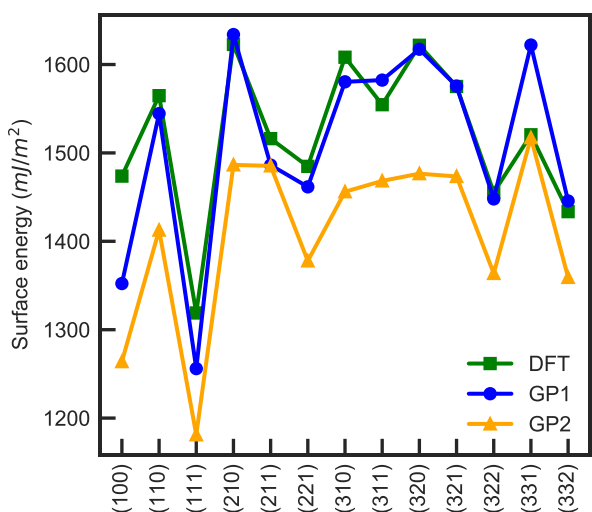


Figure 3. Surface energies of elemental copper as computed using DFT, and the interatomic potentials GP1 and GP2.

Although GP1 and GP2 are simpler than many other EAM-type models, they have a similar computational cost when implemented in LAMMPS<sup>27,55</sup> due to the extensive use of tabulated values. Based on our benchmarks (Figure S1) GP1 takes 1.9  $\mu\text{s}/\text{step}/\text{atom}$  and GP2 2.9  $\mu\text{s}/\text{step}/\text{atom}$ , whereas EAM1 has a cost of 2.4  $\mu\text{s}/\text{step}/\text{atom}$ . These speeds rank them among the fastest potential models, capable of modeling systems at large time and length scales.<sup>27</sup>

## DISCUSSION

There are advantages and disadvantages to the different approaches for using machine learning to generate potential models. In many machine learning approaches, including (but not limited to) neural network potentials, Gaussian approximation potentials, moment tensor potentials, SNAP potentials, and AGNI force fields,<sup>1-5</sup> the general idea is to construct a highly flexible hypothesis space that respects local symmetry and, with the help of large amounts of training data, identify the models within that hypothesis space that best

reproduce the training data. Such models are capable of achieving very high accuracy for systems in which the local environments of the atoms are similar to those contained in the training set. These machine learning algorithms typically produce potential models that are orders of magnitude faster than DFT but also orders of magnitude slower than EAM-type potentials.<sup>27,44,56-58</sup>

Here we have demonstrated that machine learning can also be used to develop the types of simple, fast potential models that are needed to model systems at extreme time and length scales. The key to our approach is to use genetic programming to search for computationally simple and efficient models in a hypothesis space that is constructed so that it contains simple models that are also physically meaningful. The models are then selected based on a combination of simplicity, speed, and accuracy relative to the training data. The use of simplicity as a selection criterion results in models that are more likely to generalize well, and it also significantly reduces the amount of data required to train the model.<sup>59-61</sup> For example, GP1 and GP2 were trained with 75 32-atom structures, for a total of 2400 atomic environments. For comparison, Artrith and Behler<sup>62</sup> have constructed a neural network potential for copper with a focus on surfaces. The potential was trained using 554,187 atomic environments, including tens of thousands of slabs and cluster structures. It performs comparably to GP1 and GP2 for many bulk properties, and much better for surface energies (Table S6, Supplementary). The neural network approach demonstrates very low errors on the types of systems on which it was trained, but as the genetic programming approach requires less training data it is likely that some accuracy can be recovered by using more accurate (and computationally expensive) methods to generate the training data.

The potential models discovered by the genetic programming approach are as fast as EAM-type models and demonstrate good predictive accuracy on properties they were not trained on. In particular, they show surprisingly good performance in predicting surface energies (the GP1 mean absolute error for surface energies is only 35mJ/m<sup>2</sup>) despite the fact that there were no surfaces in their training data. Trained only on DFT data, the genetic programming algorithm found models that resemble widely-used glue potentials with a unique form for the many-body term that depends on the inverse of a sum over pair interactions. One of the advantages of generating potential models using simple analytical expressions is that it may be possible to analyze the expressions to get an insight into the underlying physical interactions that are responsible for the shape of the potential energy surface.

There are some notable limitations and areas for improvement for the approach presented here. For each system studied, it will be necessary to ensure that the hypothesis space contains simple expressions that capture important contributions to the potential energy; for example, for many systems it will likely be necessary to introduce terms that depend on bond angles, which was not done in this work. We used fixed inner and outer cutoff distances in this study, but it would almost certainly be better to let them vary as do other parameters of the potential. There is also the question of how to determine which of the models discovered by the genetic programming model provide the best balance of speed and predictive accuracy. This could be achieved in a number of ways, including by evaluating performance against validation data or examining changes of slope on the convex hull,<sup>32</sup> but it is not clear which approach is best. Finally, the genetic programming approach is likely not suitable for on-the-fly learning. Because it is a stochastic method, it can take an indeterminate amount of time to find a set of promising models, and there is no guarantee that an incremental change to the training data will result in an incremental change to the shapes of the potential energy surfaces on the convex hull. Other potential model approaches are probably better-suited for this purpose. Despite these current limitations, our results demonstrate that machine learning holds great promise to improve the accuracy of atomistic calculations at extreme time and length scales.

## METHODS

## Description of the hypothesis space

Our machine learning algorithm uses genetic programming to search a hypothesis space of models that can be constructed by combining real numbers, addition, subtraction, multiplication, division, exponentiation, and a sum over neighbors of an atom. As discussed previously in the text, the hypothesis space was based on physical principles. Within this hypothesis space, each function can be represented as a tree graph, as shown in Figure 4. The space was constrained so that the maximum number of summations over neighbors was 6, no nested summations over neighbors were allowed, the maximum allowed depth of a tree was 32 and the maximum allowed number of nodes was 511. To ensure smoothness of the potential, all functions of distances are multiplied by the following smoothing function before the sum over neighbors is taken:<sup>63</sup>

$$f(r) = \left(2r^2 - 3r_{in}^2 + r_{out}^2\right) \left(r_{out}^2 - r^2\right)^2 \left(r_{out}^2 - r_{in}^2\right)^{-3} \quad (6)$$

where  $r_{in}$  and  $r_{out}$  are the inner and outer cutoff radii, for GP1 and GP2,  $r_{in} = 3 \text{ \AA}$  and  $r_{out} = 5 \text{ \AA}$ , including the 3<sup>rd</sup> nearest neighbors.<sup>46</sup>

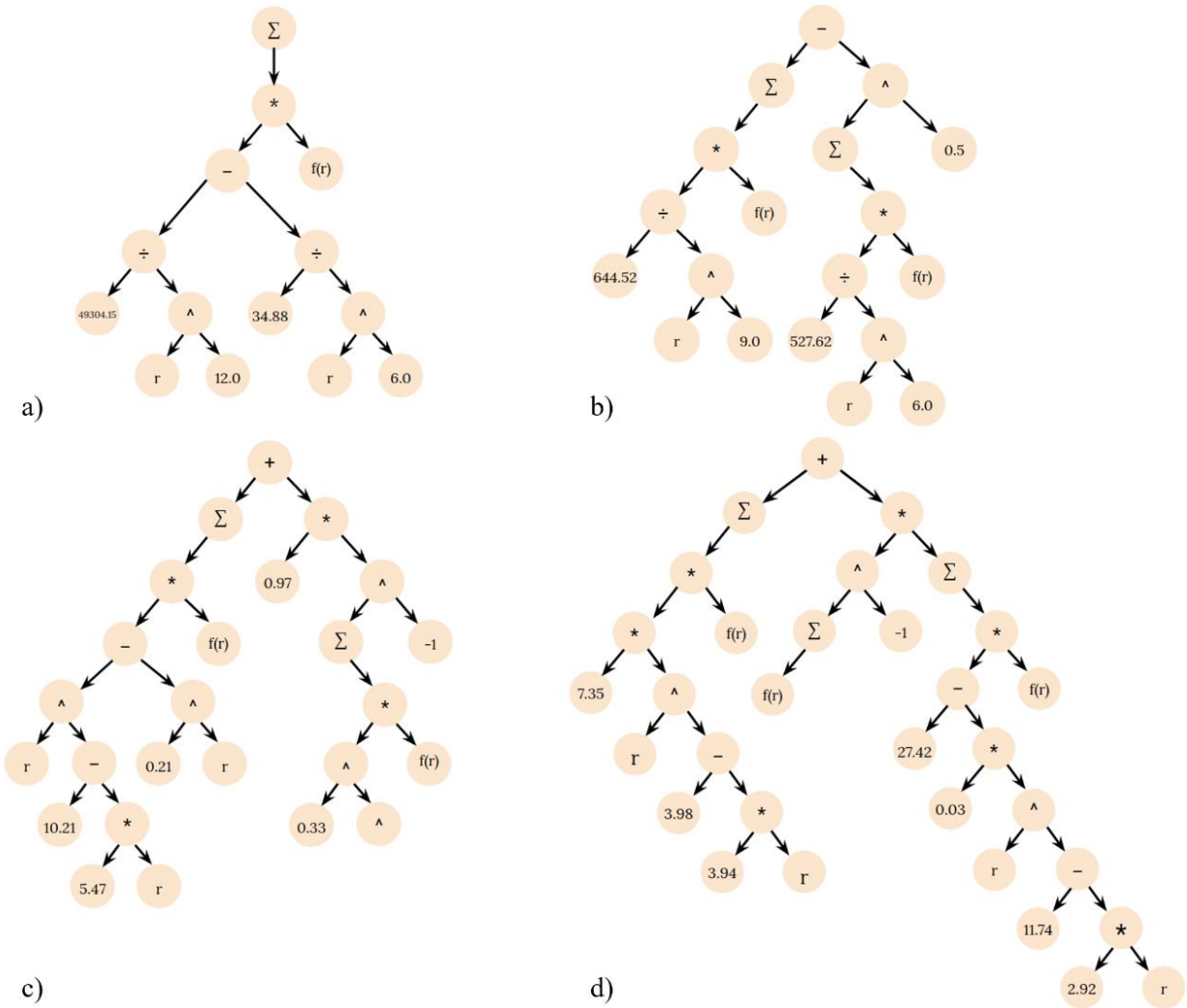


Figure 4. Tree graphs of a) Lennard-Jones potential parametrized for argon, equation (1), b) Sutton-Chen EAM potential parametrized for copper, equation (3), c) GP1 and d) GP2

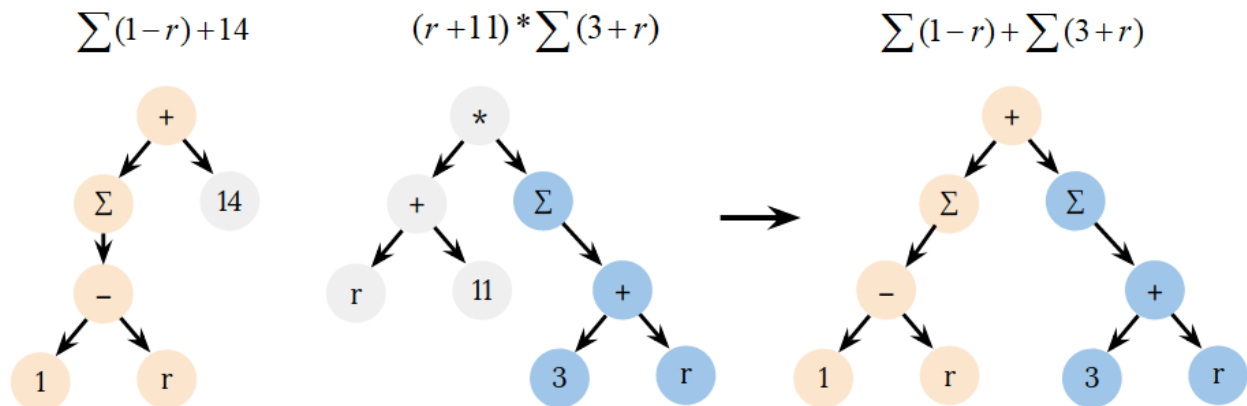


Figure 5. Example of a crossover operation

### Description of the algorithm

Genetic programming evolves computer programs following Darwin's natural selection by performing crossover and mutation operations on a set of individuals. Crossover was performed by 2 different operations: by randomly selecting a branch from one tree and replacing it with a randomly selected branch of another tree (Figure 5), and by creating a linear combination of 2 randomly selected branches from 2 different trees – the first method was randomly selected 90% of the time and the second one 10% of the time. The mutation operation performed 3 different sub-operations with equal probability: crossover of a tree with a randomly generated tree, swapping the arguments of a binary non-commutative function, and slightly modifying the expression tree by replacing (or inserting) a randomly selected non-terminal node with a randomly selected operator.<sup>64</sup> The randomly generated trees were generated with the grow or full method with equal probability,<sup>28</sup> and the depth was drawn from a Gaussian distribution of mean 5 and standard deviation of 1. The overall algorithm performed crossover with a probability of 0.9, and mutation with a probability of 0.1.

Increasing diversity is known to improve the quality of the optimization.<sup>64</sup> To increase diversity, we implemented a hierarchical way of creating separate environments in which the individuals (i.e., potential models) evolved. We ran the algorithm on 12 processors, and each processor had its own environment, consisting of a population of models and a subset of the training data. Conceptually this allows potentials within a specific environment to develop characteristics that are unique, increasing the diversity. Candidates for crossover and mutation were selected from 3 different sets of models with equal probability:

- (1) The population of the current processor. Every 20,000 crossover and mutation operations, 100 individuals were selected based on their fitness (equation (5)) with Pareto tournament selection of size 10 while the rest were discarded.<sup>65-67</sup>
- (2) A global set of models. Each processor tried to add the 100 individuals selected in part (1) to the global subset every 20,000 crossover and mutation operations. The models on the global set were then evaluated on the basis of speed (to model large time and length scales), fitness (for accurate results), and complexity (for generalizability). The speed of each model was estimated by the number of summations over neighbors. The complexity was evaluated by the number of nodes in the tree graph. To identify the best models, we generated separate convex hulls with respect to fitness and

complexity for each number of summations (speed) in a potential. Only the models on these convex hulls were retained in the global set.

- (3) Individuals from other processors. Each processor was allowed to communicate with other processors every 5000 crossover and mutation operations, importing the current set of individuals from them.

Selection with equal probability was performed when getting an individual from the global set. Tournament selection of size 10 was used for getting individuals from the population of the current processor and from the populations of other processors.

The training data was also arranged in hierarchical subsets to increase diversity and reduce the speed of evaluating fitness. Globally, a subset of 75 energies, 75 forces, and 75 stresses was randomly sampled from the full set of training data every 20,000 crossover and mutation operations. The fitness of the global set of models was evaluated using this subset of training data. The training data on each processor (15-30 energies, forces and stresses) were randomly selected from the global subset of the training data, and this local subset was used to evaluate fitness locally on each processor. The subset of training data for each processor was selected from the global subset because individuals that migrate from a processor to the global set are more likely to survive if the environment is similar.

Optimization of potential model parameters was performed using the covariance matrix adaptation evolution strategy (CMA-ES) optimizer and a conjugate gradient (CG) optimizer.<sup>68,69</sup> The CMA-ES algorithm was selected because it performs well in nonlinear or non-convex problems. The potential models on the global set of best individuals were optimized with the CMA-ES every 10,000 crossover and mutation operations by one processor. In contrast, the CG algorithm performed one optimization step for every individual generated by crossover or mutation.

The genetic programming algorithm took about 330 CPU-hours to find the exact Lennard Jones potential, 3600 CPU-hours to find the exact Sutton Chen potential, and 360 CPU-hours to find GP1 and GP2. We note that it is likely that with additional tuning and performance enhancements the efficiency of the algorithm can be improved. To facilitate this, our code is open source and available at <https://gitlab.com/muellergroup/poet>.

### **Details about the target data**

The DFT data were computed using the Vienna Ab initio Simulation Package<sup>70</sup> (VASP) with the Perdew-Burke-Ernzerhof<sup>71</sup> (PBE) generalized gradient approximation (GGA) exchange correlation functional. The projector augmented wave method<sup>72</sup> (PAW) Cu<sub>pv</sub> pseudopotential was used for copper. Efficient *k*-point grids were obtained from the *k*-point grid server with MINDISTANCE = 50Å. <sup>73</sup> A cutoff energy of 750 eV and ADDGRID = TRUE in VASP were required to converge the stress tensor to less than 0.05 GPa. The elastic constants were converged to within 3 |% error| using a MINDISTANCE = 100Å. The data used to rediscover the Lennard-Jones potential and the SC potential, and the data used to validate GP1 and GP2 were computed on LAMMPS. Instructions and files required to use GP1 and GP2 on LAMMPS are provided on the supplementary material.

### **DATA AVAILABILITY**

Our code is open source and available at <https://gitlab.com/muellergroup/poet>. The instructions and files required to use GP1 and GP2 on LAMMPS are provided in the supplementary material. The data used to train the models is provided in the supplementary material.



## **ACKNOWLEDGEMENTS**

This work was done using high-performance computing resources from the Maryland Advanced Research Computing Cluster (MARCC) and from the Homewood High-Performance Cluster (HHPC). The authors thank Qing-Jie Li, Zhao Fan, Dihui Ruan and the members of the Mueller Research Group for useful discussions.

## **COMPETING INTERESTS**

The authors declare no competing financial interests.

## **CONTRIBUTIONS**

T.M. conceived of and managed the project. T.M. and A.H. developed the software and wrote the manuscript. A.H., A.B. and F.Y. computed the data. A.H. and A.B. worked on open sourcing the software. A.H. and S.M. ran experiments. A.B. implemented the models in LAMMPS. A.H. developed data analysis scripts. All the authors proposed, discussed or developed ideas that improved the performance of the machine learning algorithm or the quality of the data.

## **FUNDING**

The authors acknowledge financial support from the Office of Naval Research, grant number N000141512665.

## REFERENCES

- 1 Bartók, A. P., Payne, M. C., Kondor, R. & Csányi, G. Gaussian Approximation Potentials: The Accuracy of Quantum Mechanics, without the Electrons. *Phys. Rev. Lett.* **104**, 136403, doi:10.1103/PhysRevLett.104.136403 (2010).
- 2 Thompson, A. P., Swiler, L. P., Trott, C. R., Foiles, S. M. & Tucker, G. J. Spectral neighbor analysis method for automated generation of quantum-accurate interatomic potentials. *Journal of Computational Physics* **285**, 316-330, doi:<https://doi.org/10.1016/j.jcp.2014.12.018> (2015).
- 3 Behler, J. & Parrinello, M. Generalized Neural-Network Representation of High-Dimensional Potential-Energy Surfaces. *Physical Review Letters* **98**, 146401, doi:10.1103/PhysRevLett.98.146401 (2007).
- 4 Huan, T. D. *et al.* A universal strategy for the creation of machine learning-based atomistic force fields. *npj Computational Materials* **3**, 37, doi:10.1038/s41524-017-0042-y (2017).
- 5 Shapeev, A. Moment Tensor Potentials: A Class of Systematically Improvable Interatomic Potentials. *Multiscale Modeling & Simulation* **14**, 1153-1173, doi:10.1137/15M1054183 (2016).
- 6 Rupp, M., Tkatchenko, A., Müller, K.-R. & von Lilienfeld, O. A. Fast and Accurate Modeling of Molecular Atomization Energies with Machine Learning. *Physical Review Letters* **108**, 058301, doi:10.1103/PhysRevLett.108.058301 (2012).
- 7 Balabin, R. M. & Lomakina, E. I. Support vector machine regression (LS-SVM)—an alternative to artificial neural networks (ANNs) for the analysis of quantum chemistry data? *Physical Chemistry Chemical Physics* **13**, 11710-11718, doi:10.1039/C1CP00051A (2011).
- 8 Seko, A., Takahashi, A. & Tanaka, I. First-principles interatomic potentials for ten elemental metals via compressed sensing. *Physical Review B* **92**, 054113, doi:10.1103/PhysRevB.92.054113 (2015).
- 9 Brown, W. M., Thompson, A. P. & Schultz, P. A. Efficient hybrid evolutionary optimization of interatomic potential models. *The Journal of Chemical Physics* **132**, 24108, doi:10.1063/1.3294562 (2010).
- 10 Mueller, T. & Ceder, G. Bayesian approach to cluster expansions. *Physical Review B* **80**, 024103, doi:10.1103/PhysRevB.80.024103 (2009).
- 11 Behler, J. Perspective: Machine learning potentials for atomistic simulations. *The Journal of Chemical Physics* **145**, 170901, doi:10.1063/1.4966192 (2016).
- 12 Chmiela, S. *et al.* Machine learning of accurate energy-conserving molecular force fields. *Science Advances* **3**, e1603015, doi:10.1126/sciadv.1603015 (2017).
- 13 Li, Z., Kermode, J. R. & De Vita, A. Molecular Dynamics with On-the-Fly Machine Learning of Quantum-Mechanical Forces. *Physical Review Letters* **114**, 096405, doi:10.1103/PhysRevLett.114.096405 (2015).
- 14 Botu, V. & Ramprasad, R. Adaptive machine learning framework to accelerate ab initio molecular dynamics. *International Journal of Quantum Chemistry* **115**, 1074-1083, doi:10.1002/qua.24836 (2015).
- 15 Artrith, N., Urban, A. & Ceder, G. Efficient and accurate machine-learning interpolation of atomic energies in compositions with many species. *Physical Review B* **96**, 014112, doi:10.1103/PhysRevB.96.014112 (2017).
- 16 Smith, J. S., Isayev, O. & Roitberg, A. E. ANI-1: an extensible neural network potential with DFT accuracy at force field computational cost. *Chemical Science* **8**, 3192-3203, doi:10.1039/C6SC05720A (2017).
- 17 Cao, L., Li, C. & Mueller, T. The Use of Cluster Expansions To Predict the Structures and Properties of Surfaces and Nanostructured Materials. *Journal of Chemical Information and Modeling* **58**, 2401-2413, doi:10.1021/acs.jcim.8b00413 (2018).

- 18 Zhang, L., Han, J., Wang, H., Car, R. & E, W. Deep Potential Molecular Dynamics: A Scalable Model with the Accuracy of Quantum Mechanics. *Physical Review Letters* **120**, 143001, doi:10.1103/PhysRevLett.120.143001 (2018).
- 19 Mueller, T., Kusne, A. G. & Ramprasad, R. in *Reviews in Computational Chemistry* Vol. 29 (eds Abby L. Parrill & Kenneth B. Lipkowitz) (John Wiley & Sons, Inc., 2016).
- 20 Daw, M. S. & Baskes, M. I. Embedded-atom method: Derivation and application to impurities, surfaces, and other defects in metals. *Physical Review B* **29**, 6443-6453, doi:10.1103/PhysRevB.29.6443 (1984).
- 21 Finnis, M. W. & Sinclair, J. E. A simple empirical N-body potential for transition metals. *Philosophical Magazine A* **50**, 45-55, doi:10.1080/01418618408244210 (1984).
- 22 F. Ercolessi, M. P., E. Tosatti. Simulation of gold in the glue model. *Philosophical Magazine A* **58**, 213-226, doi:10.1080/01418618808205184 (1988).
- 23 Brenner, D. W., Shenderova, O. A. & Areshkin, D. A. Quantum-Based Analytic Interatomic Forces and Materials Simulation. *Reviews in Computational Chemistry*, doi:doi:10.1002/9780470125892.ch4 (1998).
- 24 Tersoff, J. New empirical approach for the structure and energy of covalent systems. *Physical Review B* **37**, 6991-7000, doi:10.1103/PhysRevB.37.6991 (1988).
- 25 Sinnott, S. B. & Brenner, D. W. Three decades of many-body potentials in materials research. *MRS Bulletin* **37**, 469-473, doi:10.1557/mrs.2012.88 (2012).
- 26 Finnis, M. W. Concepts for simulating and understanding materials at the atomic scale. *MRS Bulletin* **37**, 477-484, doi:10.1557/mrs.2012.92 (2012).
- 27 Plimpton, S. J. & Thompson, A. P. Computational aspects of many-body potentials. *MRS Bulletin* **37**, 513-521, doi:10.1557/mrs.2012.96 (2012).
- 28 Koza, J. R. *Genetic programming – on the programming of computers by means of natural selection*. (MIT Press, 1992).
- 29 Tim Mueller, A. G. K., and Rampi Ramprasad. in *Reviews in Computational Chemistry* Vol. 29 (ed Abby L. Parrill and Kenny B. Lipkowitz) Ch. 4, 188 (John Wiley & Sons, Inc., 2016).
- 30 Schmidt, M. & Lipson, H. Distilling Free-Form Natural Laws from Experimental Data. *Science* **324**, 81-85, doi:10.1126/science.1165893 (2009).
- 31 Mueller, T., Johlin, E. & Grossman, J. C. Origins of hole traps in hydrogenated nanocrystalline and amorphous silicon revealed through machine learning. *Physical Review B* **89**, 115202, doi:10.1103/PhysRevB.89.115202 (2014).
- 32 Yuan, F. & Mueller, T. Identifying models of dielectric breakdown strength from high-throughput data via genetic programming. *Scientific Reports* **7**, 17594, doi:10.1038/s41598-017-17535-3 (2017).
- 33 Slepoy, A., Peters, M. D. & Thompson, A. P. Searching for globally optimal functional forms for interatomic potentials using genetic programming with parallel tempering. *Journal of Computational Chemistry* **28**, 2465-2471, doi:10.1002/jcc.20710 (2007).
- 34 Stillinger, F. H. & Weber, T. A. Computer simulation of local order in condensed phases of silicon. *Physical Review B* **31**, 5262-5271, doi:10.1103/PhysRevB.31.5262 (1985).
- 35 Abdel Kenoufi, K. T. K. Symbolic Regression of Inter-Atomic Potentials via Genetic Programming. *Biological and Chemical Research* **2**, 1-15 (2015).
- 36 Makarov, D. E. & Metiu, H. Fitting potential-energy surfaces: A search in the function space by directed genetic programming. *The Journal of Chemical Physics* **108**, 590-598, doi:10.1063/1.475421 (1998).
- 37 Lennard-Jones, J. E. Cohesion. *Proceedings of the Physical Society* **43**, 461-482, doi:10.1088/0959-5309/43/5/301 (1931).
- 38 Coulomb, C. A. *Mémoires sur l'électricité et la magnétisme*. (Chez Bachelier, libraire, 1789).

- 39 Morse, P. M. Diatomic Molecules According to the Wave Mechanics. II. Vibrational Levels. *Physical Review* **34**, 57-64, doi:10.1103/PhysRev.34.57 (1929).
- 40 Brenner, D. W. Relationship between the embedded-atom method and Tersoff potentials. *Physical Review Letters* **63**, 1022-1022 (1989).
- 41 Hawkins, D. M. The Problem of Overfitting. *Journal of Chemical Information and Computer Sciences* **44**, 1-12, doi:10.1021/ci0342472 (2004).
- 42 Ercolessi, F. & Adams, J. B. Interatomic Potentials from First-Principles Calculations: The Force-Matching Method. *Europhysics Letters (EPL)* **26**, 583-588, doi:10.1209/0295-5075/26/8/005 (1994).
- 43 Hohenberg, P. & Kohn, W. Inhomogeneous Electron Gas. *Physical Review* **136**, B864-B871, doi:10.1103/PhysRev.136.B864 (1964).
- 44 Chen, C. *et al.* Accurate force field for molybdenum by machine learning large materials data. *Phys. Rev. Materials* **1**, 43603, doi:10.1103/PhysRevMaterials.1.043603 (2017).
- 45 Sutton, A. P. & Chen, J. Long-range Finnis–Sinclair potentials. *Philosophical Magazine Letters* **61**, 139-146, doi:10.1080/09500839008206493 (1990).
- 46 Mishin, Y., Mehl, M. J., Papaconstantopoulos, D. A., Voter, A. F. & Kress, J. D. Structural stability and lattice defects in copper: Ab initio, tight-binding, and embedded-atom calculations. *Physical Review B* **63**, 224106, doi:10.1103/PhysRevB.63.224106 (2001).
- 47 Mendeleev, M. I., Kramer, M. J., Becker, C. A. & Asta, M. Analysis of semi-empirical interatomic potentials appropriate for simulation of crystalline and liquid Al and Cu. *Philosophical Magazine* **88**, 1723-1750, doi:10.1080/14786430802206482 (2008).
- 48 Onat, B. & Durukanoğlu, S. An optimized interatomic potential for Cu–Ni alloys with the embedded-atom method. *Journal of Physics: Condensed Matter* **26**, 035404, doi:10.1088/0953-8984/26/3/035404 (2013).
- 49 Rose, J. H., Smith, J. R., Guinea, F. & Ferrante, J. Universal features of the equation of state of metals. *Physical Review B* **29**, 2963-2969, doi:10.1103/PhysRevB.29.2963 (1984).
- 50 Mendeleev, M. I. & King, A. H. The interactions of self-interstitials with twin boundaries. *Philosophical Magazine* **93**, 1268-1278, doi:10.1080/14786435.2012.747012 (2013).
- 51 Adams, J. B., Foiles, S. M. & Wolfer, W. G. Self-diffusion and impurity diffusion of fee metals using the five-frequency model and the Embedded Atom Method. *Journal of Materials Research* **4**, 102-112, doi:10.1557/JMR.1989.0102 (1989).
- 52 Foiles, S. M., Baskes, M. I. & Daw, M. S. Embedded-atom-method functions for the fcc metals Cu, Ag, Au, Ni, Pd, Pt, and their alloys. *Physical Review B* **33**, 7983-7991, doi:10.1103/PhysRevB.33.7983 (1986).
- 53 Becker, C. A., Tavazza, F., Trautt, Z. T. & Buarque de Macedo, R. A. Considerations for choosing and using force fields and interatomic potentials in materials science and engineering. *Current Opinion in Solid State and Materials Science* **17**, 277-283, doi:<https://doi.org/10.1016/j.cossms.2013.10.001> (2013).
- 54 Wulff, G. Zur Frage der Geschwindigkeit des Wachstums und der Auflösung der Krystallflagen. *Z. Kryst. Mineral.* **34** (1901).
- 55 Plimpton, S. Fast Parallel Algorithms for Short-Range Molecular Dynamics. *Journal of Computational Physics* **117**, 1-19, doi:10.1006/JCPH.1995.1039 (1995).
- 56 Wood, M. A., Thompson, A. P. & W., B. D. Extending the accuracy of the SNAP interatomic potential form. *The Journal of Chemical Physics* **148**, 241721, doi:10.1063/1.5017641 (2018).
- 57 Yao, K., Herr, J. E., Toth, David W., McKintyre, R. & Parkhill, J. The TensorMol-0.1 model chemistry: a neural network augmented with long-range physics. *Chemical Science* **9**, 2261-2269, doi:10.1039/C7SC04934J (2018).

- 58 Behler, J. in *Chemical Modelling: Applications and Theory Volume 7* Vol. 7 1-41 (The Royal Society of Chemistry, 2010).
- 59 Deringer, V. L. & Csányi, G. Machine learning based interatomic potential for amorphous carbon. *Physical Review B* **95**, 094203, doi:10.1103/PhysRevB.95.094203 (2017).
- 60 Behler, J. Neural network potential-energy surfaces in chemistry: a tool for large-scale simulations. *Physical Chemistry Chemical Physics* **13**, 17930-17955, doi:10.1039/C1CP21668F (2011).
- 61 Szlachta, W. J., Bartók, A. P. & Csányi, G. Accuracy and transferability of Gaussian approximation potential models for tungsten. *Physical Review B* **90**, 104108 (2014).
- 62 Artrith, N. & Behler, J. High-dimensional neural network potentials for metal surfaces: A prototype study for copper. *Physical Review B* **85**, 045439, doi:10.1103/PhysRevB.85.045439 (2012).
- 63 Ding, H.-Q., Karasawa, N. & Goddard, W. A. Optimal spline cutoffs for Coulomb and van der Waals interactions. *Chemical Physics Letters* **193**, 197-201, doi:10.1016/0009-2614(92)85708-I (1992).
- 64 Poli, R., Langdon, W. B. & McPhee, N. F. *A Field Guide to Genetic Programming*. (2008).
- 65 Jeffrey Horn, N. N., and David E. Goldberg. A niched Pareto genetic algorithm for multiobjective optimization. *Proc. First IEEE Conf. Evolutionary Computation*, 82-87 (1994).
- 66 Ekárt, A. & Németh, S. Z. Selection Based on the Pareto Nondomination Criterion for Controlling Code Growth in Genetic Programming. *Genetic Programming and Evolvable Machines* **2**, 61-73, doi:10.1023/A:1010070616149 (2001).
- 67 Smits, G. F. & Kotanchek, M. in *Genetic Programming Theory and Practice II* (eds Una-May O'Reilly, Tina Yu, Rick Riolo, & Bill Worzel) 283-299 (Springer US, 2005).
- 68 Hansen, N. & Ostermeier, A. in *Proceedings of IEEE International Conference on Evolutionary Computation* 312-317 (1996).
- 69 Polak, E. & Ribiere, G. Note sur la convergence des methodes de directions conjuguees. *Imform. Rech. Oper.* **16**, 35 (1969).
- 70 Kresse, G. & Furthmüller, J. Efficient iterative schemes for ab initio total-energy calculations using a plane-wave basis set. *Phys. Rev. B* **54**, 11169-11186, doi:10.1103/PhysRevB.54.11169 (1996).
- 71 Perdew, J. P., Burke, K. & Ernzerhof, M. Generalized Gradient Approximation Made Simple. *Phys. Rev. Lett.* **77**, 3865-3868, doi:10.1103/PhysRevLett.77.3865 (1996).
- 72 Blöchl, P. E. Projector augmented-wave method. *Phys. Rev. B* **50**, 17953-17979, doi:10.1103/PhysRevB.50.17953 (1994).
- 73 Wisesa, P., McGill, K. A. & Mueller, T. Efficient generation of generalized Monkhorst-Pack grids through the use of informatics. *Phys. Rev. B* **93**, 155109, doi:10.1103/PhysRevB.93.155109 (2016).

## FIGURE LEGENDS

Figure 1. Parity plots of training (orange) and validation (blue) energies, components of force and components of the virial stress tensor for the interatomic potential GP1 (a) and GP2 (b). The black dashed line is the identity. The mean absolute error (MAE) is presented above each sub-figure for validation and training data respectively.

Figure 2. Pareto frontier of interatomic potentials for copper. No model has less error and is less complex than a model in the Pareto frontier. The percent error for each model was evaluated against the model's own target values, described in the Supplementary Information. Complexity was measured by the number of nodes in the tree representation of the model. Because the smoothing function for some models is

unknown, to construct this plot each smoothing function was counted as 2 nodes, representing the smoothing function and a multiplication operation. Sources: SC<sup>45</sup>, ABCHM<sup>47</sup>, Cu1<sup>47</sup>, EAM1<sup>46</sup>, EAM2<sup>46</sup>, Cu2<sup>50</sup>, Cuu6<sup>51</sup>, Cuu3<sup>52</sup> and CuNi<sup>48</sup>. The interatomic potentials were found in the Interatomic Potentials Repository.<sup>53</sup> GP1 and GP2 were developed in this work.

Figure 3. Surface energies of elemental copper as computed using DFT, and the interatomic potentials GP1 and GP2.

Figure 4. Tree graphs of a) Lennard-Jones potential parametrized for argon, equation (1), b) Sutton-Chen EAM potential parametrized for copper, equation (3), c) GP1 and d) GP2

Figure 5. Example of a crossover operation

### **SUPPLEMENTARY INFORMATION**

The Supplementary Information shows tables of the errors of the predictions of the interatomic potentials on: elastic constants, lattice parameters, energy difference between phases, vacancy formation energies, migration and activation energies, and surface energies. Figure S1 shows the computational cost of LJ, SC, GP1, GP2 and EAM1 as implemented in LAMMPS. Figure S2 shows that the Pareto frontier of absolute percent error on elastic constants against complexity does not change when using the average instead of the maximum error. The supplementary material includes the instructions and the files required for enabling GP1 and GP2 in LAMMPS.