

High-energy ultraviolet dispersive-wave emission in compact hollow capillary systems

Christian Brahms^{1, *}, Teodora Grigorova¹, Federico Belli¹, and John C. Travers¹

¹School of Engineering and Physical Sciences, Heriot-Watt University, Edinburgh, EH14 4AS, UK

*Corresponding author: c.brahms@hw.ac.uk

July 5, 2019

We demonstrate high-energy resonant dispersive-wave emission in the deep ultraviolet (218 to 375 nm) from optical solitons in short (15 to 34 cm) hollow capillary fibres. This down-scaling in length compared to previous results in capillaries is achieved by using small core diameters (100 and 150 μm) and pumping with 6.3 fs pulses at 800 nm. We generate pulses with energies of 4 to 6 μJ across the deep ultraviolet in a 100 μm capillary and up to 11 μJ in a 150 μm capillary. From comparisons to simulations we estimate the ultraviolet pulse to be 2 to 2.5 fs in duration. We also numerically study the influence of pump duration on the bandwidth of the dispersive wave. Optical soliton dynamics, obtained by balancing linear and nonlinear contributions to the phase of a propagating light pulse, are a key phenomenon in nonlinear fibre optics. Resonant dispersive wave (RDW) emission in gas-filled hollow fibres is a particularly promising application of this effect, enabling the generation of tuneable ultrashort pulses and supercontinua at shorter wavelengths than possible in any solid-core waveguide [1, 2, 3, 4, 5], from the vacuum ultraviolet to the visible spectral region. These dynamics were pioneered in hollow-core photonic-crystal fibres (HC-PCF). Recently, we demonstrated that they can be scaled in energy by up to several orders of magnitude in simple hollow capillary fibres (HCF) [5]. Pumping gas-filled large-core HCF with 10 fs pulses enabled soliton self-compression to 1 fs in the near infrared—an optical attosecond pulse—and the generation of few-femtosecond vacuum and deep ultraviolet (VUV/DUV) pulses at unprecedented peak power, comparable to free-electron lasers. We also showed that up-scaling of those dynamics to the terrawatt scale is feasible by further increasing the HCF core size. Here, we down-scale the core size instead to achieve a more compact and practical setup. Whereas our first demonstration made use of 3 m HCF, here we show that this can be reduced to just 15 to 34 cm when using small-core HCF and even shorter pump pulses—6.3 fs, as readily generated in widely used conventional HCF pulse compression systems. The required pulse energy is also reduced, which is an additional advantage if multiple frequency conversion schemes are to be driven simultaneously, as for instance in multi-colour time-resolved spectroscopy experiments.

The HCF length required to generate a dispersive wave is primarily determined by the distance over which soliton self-compression occurs. This is well approximated by the fission length L_f ,

$$L_f = \frac{L_d}{N} = \sqrt{L_d L_{nl}}, \quad (1)$$

where N is the soliton order and L_d and L_{nl} are the dispersion and nonlinear lengths, describing the length scales of group-velocity dispersion (GVD) and self-phase modulation (SPM), respectively [6]. Broadly similar soliton dynamics and RDW emission can be obtained with different parameters, provided

that the soliton order and the zero-dispersion wavelength λ_{zd} remain the same. In particular, the spectral location of RDW emission is chiefly determined by the pump wavelength λ_0 and λ_{zd} . With both of these fixed, the fission length in HCF scales with the core radius a and the pump pulse duration τ as

$$L_f \propto \frac{a^2 \tau}{\sqrt{I_0}}, \quad (2)$$

where I_0 is the peak intensity of the incident pump pulse [5]. This intensity is limited by the need to avoid self-focusing and excessive ionisation [5]. The most effective way of reducing the required HCF length is therefore the use of smaller core diameters. However, since the propagation loss of HCF increases dramatically for smaller cores, with the loss length L_L scaling as $L_L \propto a^3$, this strategy reduces the overall throughput or even precludes soliton dynamics entirely [5]. Therefore, shorter pump pulses are also required. Fig.1(b) shows this scaling for a zero-dispersion wavelength of 560 nm in three different core diameters—100 and 150 μm as used here, and 250 μm as used for the first demonstration of soliton dynamics in HCF [5]. Soliton dynamics can be obtained in very compact HCF systems when using short pulses and small cores.

The experimental layout is shown in Fig.1(a). A commercial titanium-doped sapphire amplifier delivers 30 fs pulses at a repetition rate of 1 kHz. They are spectrally broadened in a 1.7 m long stretched HCF of 450 μm core diameter filled with 3.5 bar of helium and compressed by 12 reflections from chirped mirrors (PC70, Ultrafast Innovations) and a fused silica wedge pair. An achromatic waveplate (B.Halle) and Brewster-angle silicon plate form a variable attenuator. The compressed pulses are coupled into a second HCF of either 150 μm core diameter and 34 cm length or 100 μm core diameter and 15 cm length for soliton self-compression. Output spectra are collected using a combination of an integrating sphere and CCD spectrometer. This system has been calibrated for absolute spectral response, allowing the extraction of UV pulse energies directly from the spectra (this has been verified by comparison to direct energy measurements). The spectra are corrected for the loss caused by reflection from the uncoated MgF_2 exit window of the HCF system.

The driving pulse is characterised using time-domain pychography in a sum-frequency generation cross-correlation frequency-resolved optical gating (SFG-XFROG) apparatus, which is placed after either of the second HCFs [7]. In this way, the pulse measurement includes any spectral variation of the attenuation or waveguide coupling. The measured traces are corrected for any spectral selectivity in the apparatus by projecting their frequency marginal onto the expected marginal as calculated from the spectra of the unknown pulse and the narrowband gate pulse used in the XFROG. The pulse retrieval consists of

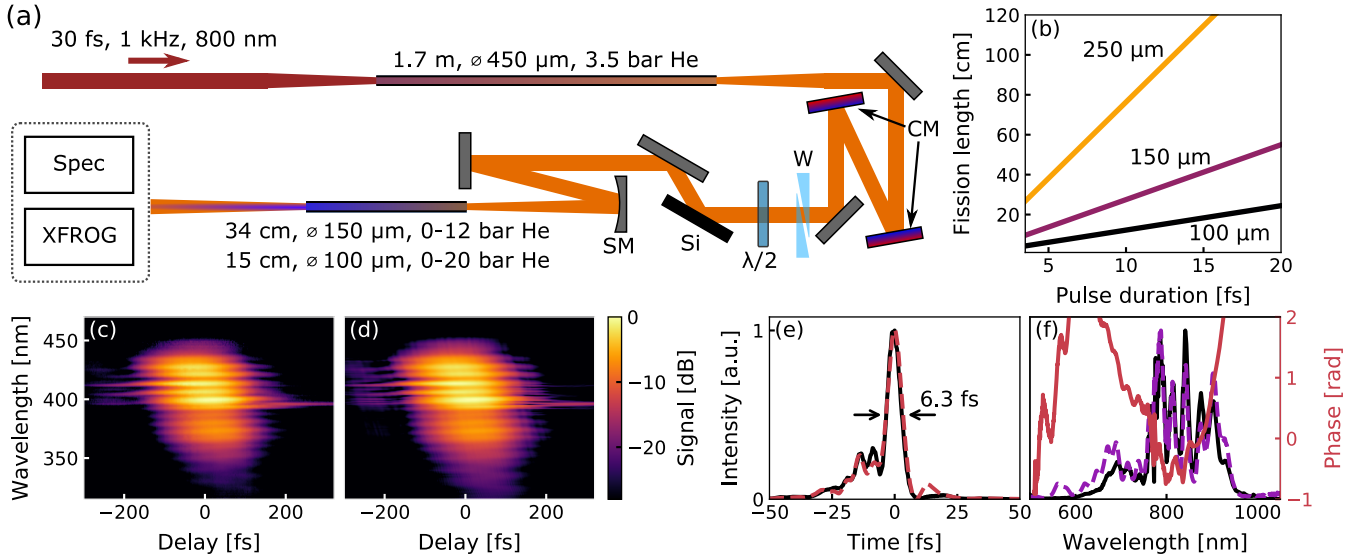


Figure 1: (a) Experimental layout: 30 fs pulses are spectrally broadened in helium-filled HCF and compressed by chirped mirrors (CM) and glass wedges (W). A half-wave plate ($\lambda/2$) and Brewster-angle silicon plate (Si) serve as a variable attenuator. The pulses are then coupled into the second HCF (100 μm or 150 μm core diameter), also filled with helium, with a spherical mirror (SM). (b) Fission length as a function of initial pulse duration for a peak intensity of $1.5 \times 10^{14} \text{ W cm}^{-2}$ in helium-filled HCF with a zero-dispersion wavelength of 560 nm for 100, 150 and 250 μm core diameter, requiring 13, 5.9 and 2.1 bar of pressure respectively. (c-f) Time-domain ptychography of the pump pulse. (c) SFG-XFROG trace measured after the evacuated 150 μm HCF. (d) Retrieved trace after 100 iterations of the rPIE. (e) Temporal profile of the pump pulse as obtained by numerical back-propagation, measured after the 150 μm (black) and 100 μm HCF systems (red dashed). (f) Retrieved power spectrum (black) and phase (red) as well as the externally measured power spectrum (purple dashed) for comparison.

100 iterations of the regularised iterative ptychographic engine (rPIE) [8] using the measured trace and the gate pulse spectrum as the input. The pulse at the entrance of both HCFs, 6.3 fs in duration (full width at half maximum (FWHM) of the intensity), is shown in Fig. 1(e-f). It is obtained by numerically back-propagating the retrieved pulse, taking into account the air path, the gas cell exit window and the capillary dispersion.

Fig. 2(a-b) show the evolution of the output spectrum from the 100 μm and 150 μm HCF for one choice of λ_{zd} , 560 nm, as the driving pulse energy is increased (the energy shown includes coupling losses). For these parameters, RDW emission is phase-matched at 250 nm. In the two different capillaries, the RDW appears at 50 μJ and 85 μJ of driving pulse energy respectively. That the dynamics are close to identical is a consequence of the general energy-scaling laws of soliton dynamics in HCF—by adjusting the gas pressure and energy such that λ_{zd} and N are fixed, the same soliton dynamics can be obtained in HCF with different core diameter [5]. The scaling laws predict an energy ratio of 2.25—that this is not reproduced exactly in our experiments (we use 1.7) is likely due to the higher propagation loss in the 100 μm HCF, which is not accounted for in the scaling rules.

The phase-matching wavelength for RDW can be changed by adjusting the gas pressure, with higher pressure leading to RDW emission at longer wavelengths. Fig. 2(c) shows this tuneability for the 150 μm core diameter HCF, covering 218 to 375 nm. Near-identical spectra can be obtained at lower energy in the smaller core. Note that since HCF is free of the guidance resonances found in HC-PCF, the tuning is completely continuous without any gaps. The energy contained in the RDW is shown in Fig. 2(d-e). In the 150 μm HCF, 7 to 11 μJ are generated across the DUV. Even in the smaller HCF, the RDW pulse energy is several times larger than the highest reported in HC-PCF at all wavelengths we generate here [2].

The conversion efficiency after correcting for coupling losses is between 9% and 11% at all wavelengths shown in Fig. 2(c).

To gain more insight into the temporal structure and evolution of the dispersive wave, we have simulated the soliton self-compression using the single-mode unidirectional pulse propagation equation [9, 10]. The model includes the waveguide [11] and gas [12] dispersion and the Kerr nonlinearity [13]. The effect of photoionisation [14] is included using the Perelomov-Popov-Terent'ev ionisation rate [15], however the ionisation fraction remains below 10^{-5} even at the highest peak intensity achieved in any of the simulations considered here ($2.4 \times 10^{14} \text{ W cm}^{-2}$).

Fig. 3(a) shows the comparison between the numerically modelled and experimentally measured output spectrum from the 150 μm core diameter HCF at 5.9 bar pressure and 120 μJ driving pulse energy (indicated in Fig. 2(b) by the white dashed line), using identical parameters to the experiment, including the measured driving pulse. The overall agreement is excellent, with the exception of a strong feature around the pump wavelength. We attribute this to poor pulse contrast of the initial 30 fs laser pulses, meaning that a significant part of the input energy does not contribute to the nonlinear interaction. The simulations take this into account by reducing the driving pulse energy from the measured value by 30 μJ , the energy contained in the shaded area in Fig. 3(a). Note that this implies that even higher conversion efficiencies to the UV should be possible when using higher-quality driving pulses. On the other hand, that imperfect driving pulses give rise to high-quality RDW emission reflects the resilience of soliton dynamics in general, which can even arise from noise [16]. The feature around 200 nm in the experimental spectrum may be due to a dispersive wave in a higher-order mode [10], however it is likely dominated by the spectrometer noise being exaggerated by the spectral response calibration.

Given that we closely reproduce the spectrum of the RDW

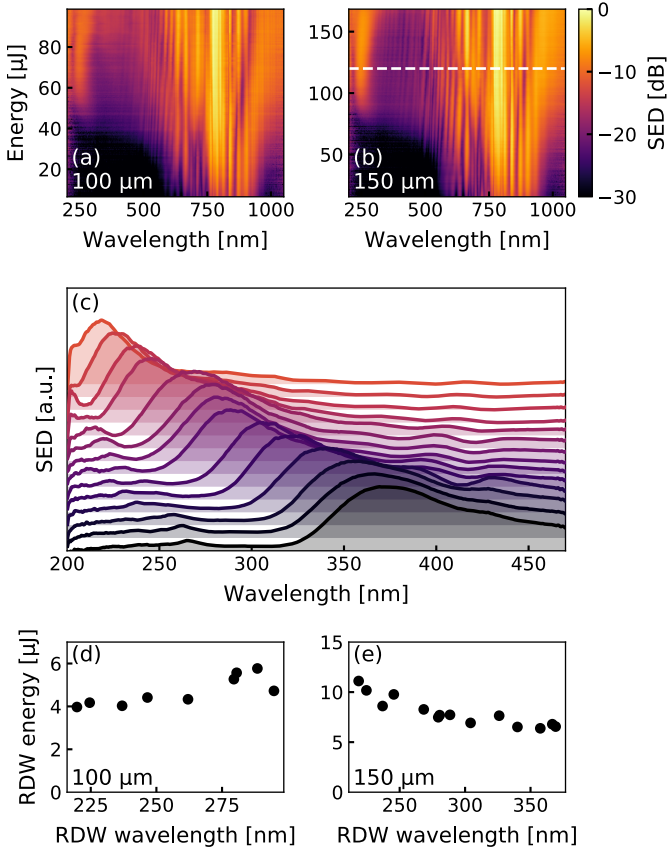


Figure 2: Dynamics of UV RDW emission in the small-core HCF. (a-b) Output spectra (corrected for Fresnel losses on the exit window) from (a) the 100 μm HCF filled with 12.3 bar of helium and (b) the 150 μm HCF filled with 5.9 bar of helium as the driving pulse energy (shown including coupling losses) is increased. SED: spectral energy density. (c) Tuneability of the RDW emission in the 150 μm HCF. The lines show UV RDW spectra obtained with different pressures of helium (4.4 bar at the shortest RDW wavelength to 12.3 bar at the longest), each normalised to its peak. (d-e) Energy in the UV spectrum as obtained from the (d) 100 μm and (e) the 150 μm (e) HCF.

in the simulations, we can infer the general properties of the UV pulse generated in our experiment. Previous experiments in HC-PCF have shown that the RDW is emitted as a near transform-limited pulse with a duration as short as 3 fs when pumped with 15 fs pulses [17]. From the simulations, we infer that the RDW pulses generated in these compact HCF systems are even shorter. As the propagation dynamics in Fig. 3(b) show, the RDW is emitted around 25 cm into the HCF. At the point of highest peak power, 30 cm into the propagation, the RDW pulse (shown in Fig. 3(c)) has a duration of 2.5 fs. Shortly before this point, at 26 cm, the pulse has reached 50% of its maximum energy but 80% of its maximum peak power with a pulse duration of only 2 fs. This is a conservative estimate of the RDW pulse duration, since the measured RDW spectrum is in fact even more broadband than the simulated one.

Differences in RDW spectra generated at the same wavelength but with different driving pulse durations have previously been investigated in numerical studies [18]. Following the approach outlined in that work, we have simulated RDW emission for different driving pulse durations while keeping the normalised

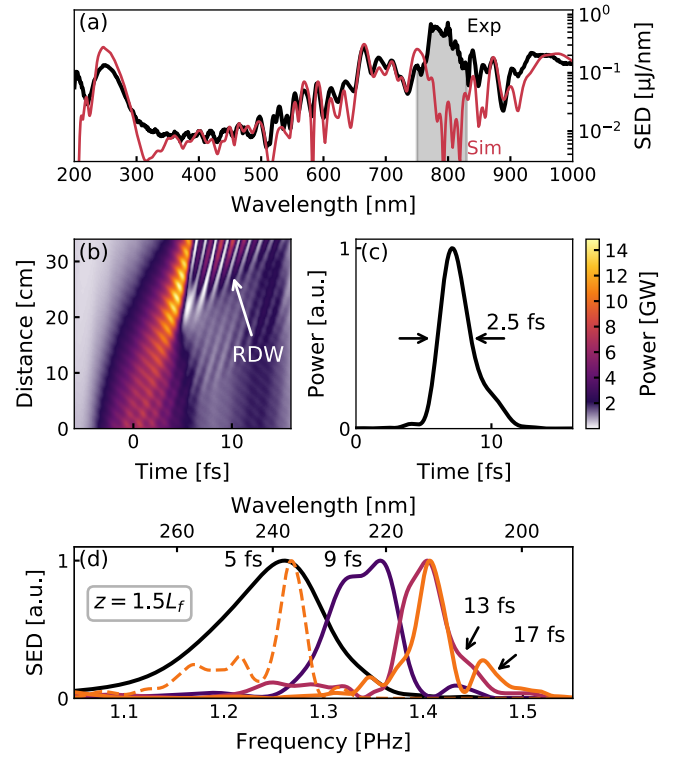


Figure 3: (a) Output spectrum from the 150 μm HCF at 120 μJ of driving pulse energy, indicated by the white dashed line in Fig. 2(b), both measured (black) and simulated (red), on an absolute energy scale. The grey shaded area indicates the spectral components likely due to poor pulse contrast, the energy of which is removed for the simulation. (b) Simulated propagation of the pulse. The RDW is emitted around 25 cm into the HCF. (c) Temporal profile of the RDW at 30 cm (the point of highest RDW peak power), obtained by band-pass filtering between 200 and 300 nm. (d) Solid lines: simulated RDW spectra for different driving pulse durations, keeping their peak power constant, extracted at 1.5 times their fission length in a lossless waveguide. The labels give the initial pulse duration of the driving pulse. Dashed line: RDW spectrum obtained with a 17 fs pulse with a reduced peak power.

soliton order $S = N/\tau$ fixed (this is equivalent to constant peak power) by increasing the pulse energy for longer pulses. To allow a more direct comparison, the waveguide loss and thus the influence of the varying fission length is ignored in these simulations.

Fig. 3(d) shows the RDW spectra after propagating for 1.5 times the fission length for a 150 μm core diameter HCF filled with 5.9 bar of helium when pumped with Gaussian-shaped pulses with $S = 0.45 \text{ fs}^{-1}$ (peak power of 6.7 GW) and durations of 5, 9, 13 and 17 fs. Two main effects are visible: broader spectra for shorter pulses and shorter central wavelengths for longer pulses. It is well-known that the nonlinear contribution to the phase-matching causes a blue-shift of the RDW for higher initial peak power, since phase-matching to the RDW is primarily due to positive third-order dispersion [1, 19]. However, that this also occurs for pulses of the same initial peak power is more surprising and makes clear that the influence of the nonlinear phase is more complex.

Unless a pulse is so long in duration that modulational instability plays an important role, all initial pulses with the same peak power will compress to approximately the same minimum dura-

tion (the compressed pulse duration scales as $\tau_c \propto \tau/N \propto 1/S$), albeit with varying amounts energy contained in a low-power pedestal [20]. Therefore the maximum peak power increases for longer, more energetic pulses—in our simulations, it is 12 GW for the 5 fs pulse and 20 GW for the 17 fs pulse. This increases the nonlinear phase contribution despite the identical initial peak power.

In addition, the quality of the self-compression (the relative amounts of energy in the self-compressed peak and the pedestal) depends on the soliton order N rather than S [20], so that longer pulses with the same peak power lead to a more complicated nonlinear phase landscape than shorter ones. The interplay between the peak power and the self-compression quality can be illustrated by reducing the energy of a longer pulse to shift the RDW to the same frequency as generated by a shorter one. The dashed line in Fig. 3(d) shows the RDW obtained by reducing the initial peak power of the 17 fs pulse to 2.3 GW ($S = 0.27 \text{ fs}^{-1}$, self-compressed peak power 8.9 GW). At this power, the RDW is emitted at the same wavelength (238 nm) as with the higher-power 5 fs driving pulse. The bandwidth is significantly narrower than generated by the 5 fs pulse, demonstrating that the initial pulse duration plays an important role in determining the shape of the RDW spectrum. Further detailed study is required to fully elucidate the relationship between pump pulse duration and RDW spectrum.

One of the strengths of RDW emission as a frequency conversion technique is that much shorter pulses than the driving pulse can be generated [17]. The pulse duration scaling we have investigated here suggests that, like in other frequency up-conversion schemes, shorter driving pulses lead to shorter RDW pulses. Note, however, that this is due to a different mechanism than for e.g. third-harmonic generation (THG), where the up-converted pulse duration is directly determined by that of the driving pulse. In RDW emission, it is the evolution of the self-compressing driving pulse that causes the difference.

In conclusion, high-energy ultrashort pulses in the deep ultraviolet can be generated in simple hollow capillary fibres over distances as short as 15 cm and with driving pulses of less than 100 μJ energy. Pulse energies in the DUV of around 10 μJ and 5 μJ can be generated in 150 μm and 100 μm core diameter HCF, respectively, both of which are significantly higher than what has been achieved in HC-PCF. Unlike in HC-PCF, the achievable wavelength tuning range is not limited by guidance resonances. The RDWs generated with short driving pulses are more broadband, a fact which we attribute to the altered contribution of the nonlinear phase-matching. RDW emission in the VUV, as achieved in the first demonstration of HCF soliton dynamics [5], will be straightforward to achieve. Due to the lower energy requirements, our approach will enable scaling of high-energy soliton dynamics in capillaries to much higher repetition rates than demonstrated so far, for instance using fibre lasers. The short driving pulses required are readily available either from existing pulse compression schemes or directly from lasers such as optical parametric chirped pulse amplification (OPCPA) systems. We expect that these capabilities in combination with the compactness we demonstrate here will find many applications in ultrafast science.

Funding

This work was funded by the European Research Council (ERC) under the European Union’s Horizon 2020 research and innovation program: Starting Grant agreement HISOL, No. 679649.

References

- [1] N. Y. Joly, J. Nold, W. Chang, P. Hölzer, A. Nazarkin, G. K L Wong, F. Biancalana, and P. St J Russell. Bright spatially coherent wavelength-tunable deep-UV laser source using an Ar-filled photonic crystal fiber. *Physical Review Letters*, 106(20):203901, 2011.
- [2] Felix Köttig, Francesco Tani, Christian Martens Biersach, John C. Travers, and Philip St.J. Russell. Generation of microjoule pulses in the deep ultraviolet at megahertz repetition rates. *Optica*, 4(10):1272, October 2017.
- [3] Federico Belli, Amir Abdolvand, Wonkeun Chang, John C Travers, and Philip St J Russell. Vacuum-ultraviolet to infrared supercontinuum in hydrogen-filled photonic crystal fiber. *Optica*, 2(4):292–300, 2015.
- [4] A. Ermolov, K. F. Mak, M. H. Frosz, J. C. Travers, and P. St J Russell. Supercontinuum generation in the vacuum ultraviolet through dispersive-wave and soliton-plasma interaction in a noble-gas-filled hollow-core photonic crystal fiber. *Physical Review A*, 92(3), 2015.
- [5] John C. Travers, Teodora F. Grigorova, Christian Brahms, and Federico Belli. High-energy pulse self-compression and ultraviolet generation through soliton dynamics in hollow capillary fibres. *Nature Photonics*, April 2019.
- [6] John M. Dudley, Goëry Genty, and Stéphane Coen. Supercontinuum generation in photonic crystal fiber. *Reviews of Modern Physics*, 78(4):1135–1184, 2006.
- [7] T Witting, D Greening, D Walke, P Matia-Hernando, T Barillot, J P Marangos, and J W G Tisch. Time-domain ptychography of over-octave-spanning laser pulses in the single-cycle regime. *Opt. Lett.*, 41(18):4218–4221, 2016.
- [8] Andrew Maiden, Daniel Johnson, and Peng Li. Further improvements to the ptychographical iterative engine. *Optica*, 4(7):736, July 2017.
- [9] A. Couairon, E. Brambilla, T. Corti, D. Majus, O. de J. Ramírez-Góngora, and M. Kolesik. Practitioner’s guide to laser pulse propagation models and simulation. *The European Physical Journal Special Topics*, 199(1):5–76, 2011.
- [10] Francesco Tani, John C Travers, and Philip St.J. Russell. Multimode ultrafast nonlinear optics in optical waveguides: numerical modeling and experiments in kagomé photonic-crystal fiber. *Journal of the Optical Society of America B*, 31(2):311, 2014.
- [11] E. A. J. Marcatili and R. A. Schmeltzer. Hollow Metallic and Dielectric Waveguides for Long Distance Optical Transmission and Lasers. *Bell System Technical Journal*, 43(4):1783–1809, July 1964.
- [12] A. Börzsönyi, Z. Heiner, M. P. Kalashnikov, A. P. Kovács, and K. Osvay. Dispersion measurement of inert gases and gas mixtures at 800 nm. *Applied Optics*, 47(27):4856, September 2008.
- [13] David P. Shelton and Julia E. Rice. Measurements and Calculations of the Hyperpolarizabilities of Atoms and Small Molecules in the Gas Phase. *Chemical Reviews*, 94(1):3–29, 1994.

- [14] M. Geissler, G. Tempea, A. Scrinzi, M. Schnürer, F. Krausz, and T. Brabec. Light Propagation in Field-Ionizing Media: Extreme Nonlinear Optics. *Physical Review Letters*, 83(15):2930–2933, October 1999.
- [15] A M Perelomov, V S Popov, and M V Terent 'ev. Ionization of atoms in an alternating electric field. *Soviet Physics JETP*, 23(50):1393–1409, 1966.
- [16] A. S. Gouveia-Neto and J. R. Taylor. Soliton evolution from noise bursts (optical fibres). *Electronics Letters*, 25(11):736–737, May 1989.
- [17] Christian Brahms, Dane R. Austin, Francesco Tani, Allan S. Johnson, Douglas Garratt, John C. Travers, John W. G. Tisch, Philip St.J. Russell, and Jon P. Marangos. Direct characterization of tuneable few-femtosecond dispersive-wave pulses in the deep UV. *Optics Letters*, 44(4):731, February 2019.
- [18] John C Travers, Wonkeun Chang, Johannes Nold, Nicolas Y Joly, and Philip St. J. Russell. Ultrafast nonlinear optics in gas-filled hollow-core photonic crystal fibers [Invited]. *Journal of the Optical Society of America B*, 28(12):A11–A26, 2011.
- [19] Dane R Austin, C Martijn de Sterke, Benjamin J Eggleton, and Thomas G Brown. Dispersive wave blue-shift in super-continuum generation. *Optics express*, 14(25):11997–12007, 2006.
- [20] Chia-Ming Chen and Paul L. Kelley. Nonlinear pulse compression in optical fibers: scaling laws and numerical analysis. *Journal of the Optical Society of America B*, 19(9):1961, September 2002.