

Suggestion of the DLV dimensionless number system to represent the scaled behavior
of structures under impact loads

Shuai WANG ^{a,b}, Fei XU ^{a,b,*}, Zhen DAI ^{a,b}

^a School of Aeronautics, Northwestern Polytechnical University, Xi'an 710072,
Shannxi, P.R. China.

^b Institute for Computational Mechanics and Its Applications, Northwestern
Polytechnical University, Xi'an 710072, Shannxi, P.R. China.

* Correspondence information: Fei XU, E-mail address: xufei@nwpu.edu.cn

Suggestion of the DLV dimensionless number system to represent the scaled behavior
of structures under impact loads

Shuai WANG^{a,b}, Fei XU^{a,b,*}, Zhen DAI^{a,b}

^a School of Aeronautics, Northwestern Polytechnical University, Xi'an 710072,
Shannxi, P.R. China.

^b Institute for Computational Mechanics and Its Applications, Northwestern
Polytechnical University, Xi'an 710072, Shannxi, P.R. China.

* Corresponding author. E-mail address: xufei@nwpu.edu.cn

ABSTRACT:

A group of dimensionless numbers, termed DLV (Density-Length-Velocity) system, is put forward to represent the scaled behavior of structures under impact loads. It is obtained by means of the Buckingham Π theorem with an alternative basis. The distinct features of this group of dimensionless numbers are that it relates physical quantities of the impacted structure with essential basis of the Density, the Length and the Velocity, and thus it can represent the influence of material, geometry and impact velocity on the behavior of structures. The newly proposed dimensionless numbers reflect three advantages: the clear physical significance, the property of direct matching the dimensionless expression of equation of motion and response equation and the ability of addressing non-scaling problems for different materials and strain-rate-sensitive. Three impact models are used to verify the direct matching property and the

non-scaling addressing ability by the DLV system. The results show that the proposed dimensionless number system is very simple, clear and efficient, and we suggest using it to represent the scaled behavior of structures under impact loads.

Keywords: Dimensionless numbers; Structural impact; Scaling; Similarity; Johnson's damage number; Zhao's response number.

1. Introduction

In order to represent the scaled behavior of structures under impact loads, Jones [1] systematically summarized previous works and attempted to describe the dynamic plastic behavior of structures through 22 dimensionless numbers based on classic MLT (Mass–Length–Time) dimensional analysis. The structural similarity indicated the predictability that behavior of the prototype could be speculated through the scaling law, which usually linked same physical variables between the prototype and the scaled model by different scaling factors. For example, the geometric scaling factor was given as

$$\beta = \frac{L_m}{L_p}, \quad (1)$$

where L was the characteristic length of structure, the subscript m and p represented the scaled model and the prototype, respectively. When these 22 dimensionless numbers were used to relate the scaled model to the prototype, the main scaling factors of physical variable presented by this single geometric factor were listed in Table 1.

Table 1 The main scaling factors of structural impact in MLT system.

Variable	Scaling factor	Variable	Scaling factor
Length, L	β	Strain, σ	$\beta_\sigma = 1$
Mass, M	$\beta_M = \beta^3$	Stress, ε	$\beta_\varepsilon = 1$
Time, t	$\beta_t = \beta$	Strain rate, $\dot{\varepsilon}$	$\beta_{\dot{\varepsilon}} = 1/\beta$
Velocity, V	$\beta_V = 1$	Acceleration, A	$\beta_A = 1/\beta$
Displacement, δ	$\beta_\delta = \beta$	Energy, E	$\beta_E = \beta^3$

However, when effects of the strain rate, the gravity and the fracture of structure were taken into account, the above scaling factors would become invalid [1]. Several experimental investigations [2-8] had demonstrated the failure phenomenon. A hidden assumption of this group of scaling factors lay in using same material between the scaled model and the prototype, thus the MLT system could not deal with the problem of different materials. The above two aspects of the classic MLT system limits the application to describe the scaled behavior of structures under impact loads.

Recently, Oshiro and Alves [9] proposed the VSG (V represented impact velocity V_0 , S represented dynamic flow stress σ_d and G represented impact mass G) dimensionless number system to represent the scaled behavior of the impacted structures, in which the dimensionless number of physical quantities based on $V_0 - \sigma_d - G$ dimensional analysis. The most prominent feature of this system is that it has the strong ability to address the non-scaling problems arising from strain-rate-sensitive, which has been verified by Ref.[9-12]. Further study of Mazzariol, Oshiro and Alves [13] added a new dimensionless number of structural mass to address the non-scaling problem of different materials between the prototype and the scaled model. In a more

complete VSG system[14-15], 8 dimensionless numbers were given to express the acceleration A , the time t , the displacement δ , the strain rate $\dot{\epsilon}$, the stress σ , the structural mass M' , the force F and the energy E as follows:

$$\frac{A^3 G}{V_0^4 \sigma_d}, \frac{t^3 \sigma_d V_0}{G}, \frac{\delta^3 \sigma_d}{G V_0^2}, \dot{\epsilon} \left(\frac{G}{\sigma_d V_0} \right)^{1/3}, \frac{\sigma}{\sigma_d}, \frac{M'}{G}, \frac{F^3}{V_0^4 \sigma_d G^2}, \frac{E}{G V_0^2}. \quad (2)$$

Instead of the classic MLT system, the scaling factors of main physical variables [11, 13-15] for the VSG system were listed in Table 2. It could be seen that, except for the geometric scaling factor β , two more factors β_V and β_ρ that containing the influence of impacted velocity and different materials were included.

Table 2 The main scaling factors of structural impact in VSG system.

Variable	Scaling factor	Variable	Scaling factor
Length, L	$\beta = L_m/L_p$	Displacement, δ	$\beta_\delta = \beta$
Density, ρ	$\beta_\rho = \rho_m/\rho_p$	Strain, σ	$\beta_\sigma = \beta_\rho \beta_V^2$
Velocity, V	$\beta_V = V_m/V_p$	Stress, ϵ	$\beta_\epsilon = 1$
Mass, M	$\beta_M = \beta_\rho \beta^3$	Strain rate, $\dot{\epsilon}$	$\beta_{\dot{\epsilon}} = \beta_V/\beta$
Time, t	$\beta_t = \beta/\beta_V$	Force, F	$\beta_F = \beta_\rho \beta^2 \beta_V^2$
Acceleration, A	$\beta_A = \beta_V^2/\beta$	Energy, E	$\beta_E = \beta_\rho \beta^3 \beta_V^2$

Nonetheless, several main obvious defects still existed in the VSG system: (1) Less physical meaning of most dimensionless numbers. (2) Difficulty to represent various impact loading since the impact mass G was chosen as one base. (3) Denaturalization that six dimensionless numbers were expressed by the dynamic flow stress σ_d of a material property. (4) Lack of basic physical quantities as the density, the geometrical characteristic (e.g. length, width and thickness), the strain, the angle, the angular

velocity, the angular acceleration and the bending moment, etc.

In this paper, the main objective is to propose a new group of dimensionless number system to overcome main defects of the previous MLT and the VSG dimensionless systems.

In what follows, Section 2 introduces our newly proposed dimensionless system including the derivation of these dimensionless numbers and the interpretation of their physical significance. Section 3 presents the scaling factors obtained by these dimensionless numbers. Section 4 verifies the features of new system through three impact models. Finally, Section 5 summaries this work.

2. The DLV dimensionless numbers

In order to describe the impact behavior of structure more systematically and reasonably, we now use the Buckingham Π theorem to rederive the dimensionless system again.

The Buckingham Π theorem [16-17] postulates that if a system containing n numbers of variables X_i is expressed as a function,

$$\Phi(X_1, X_2, \dots, X_n) = 0, \quad (3)$$

in which only $k(k < n)$ numbers of variables are independent, the function can be reduced to a relationship about $n - k$ dimensionless numbers Y_1, \dots, Y_{n-k} ,

$$\Phi(Y_1, Y_2, \dots, Y_{n-k}) = 0, \quad (4)$$

where each Y_i is constructed from X_1, \dots, X_k by a specified form,

$$Y_i = X_1^{a_1} X_2^{a_2} \dots X_k^{a_k}, \quad (5)$$

with the exponents a_1, \dots, a_k being the rational numbers.

Ignoring elastic effect, gravity effect, thermal effect and fracture failure, the dynamic plastic behavior of structure is supposed to be mainly controlled by the following 18 physical variables which are density ρ , characteristic length L , velocity V , stress σ (in this paper, σ presents dynamic flow stress σ_d), force F , bending moment Ψ , time t , strain rate $\dot{\varepsilon}$, acceleration A , angular velocity $\dot{\theta}$, angular acceleration $\ddot{\theta}$, energy E , impulse I , mass M (e.g. structural mass M' and impact mass G), geometrical characteristic H' (e.g. thickness and width), displacement δ , strain ε and angle θ .

According to the Buckingham Π theorem, when the essential variables of characteristic density ρ , characteristic length L and characteristic velocity V (usually using initial velocity V_0) are chosen as the base, the relationships of these 18 physical quantities can be reduced to 15 dimensionless numbers as follow,

$$\begin{aligned} & \underbrace{\left[\frac{\rho V^2}{\sigma_d} \right]}_{\Pi_1}, \underbrace{\left[\frac{\rho L^2 V^2}{F} \right]}_{\Pi_2}, \underbrace{\left[\frac{\rho L^3 V^2}{\Psi} \right]}_{\Pi_3}, \underbrace{\left[\frac{tV}{L} \right]}_{\Pi_4}, \underbrace{\left[\frac{\dot{\varepsilon}L}{V} \right]}_{\Pi_5}, \underbrace{\left[\frac{AL}{V^2} \right]}_{\Pi_6}, \underbrace{\left[\frac{\dot{\theta}L}{V} \right]}_{\Pi_7}, \\ & \underbrace{\left[\frac{\ddot{\theta}L^2}{V^2} \right]}_{\Pi_8}, \underbrace{\left[\frac{E}{\rho L^3 V^2} \right]}_{\Pi_9}, \underbrace{\left[\frac{I}{\rho L^3 V} \right]}_{\Pi_{10}}, \underbrace{\left[\frac{M}{\rho L^3} \right]}_{\Pi_{11}}, \underbrace{\left[\frac{H'}{L} \right]}_{\Pi_{12}}, \underbrace{\left[\frac{\delta}{L} \right]}_{\Pi_{13}}, \underbrace{[\varepsilon]}_{\Pi_{14}}, \underbrace{[\theta]}_{\Pi_{15}}. \end{aligned} \quad (6)$$

In the following context, we would explain the meaning of each number.

The number Π_1 can be interpreted as the ratio of inertia force intensity ρV^2 to the resistance ability σ_d of a material, which is well known as the damage number D_n proposed by Johnson [18] and used to measure the order of strain imposed in various impact regions of a structure.

The number Π_2 can be interpreted as the ratio of inertia force $\rho L^2 V^2$ to dynamic

force F .

The number Π_3 can be understood as the ratio of inertia moment $\rho L^3 V^2$ to dynamic bending moment Ψ .

For example, considering the influence of axial membrane force $F = \sigma_d B H$ and bending moment $\Psi = \sigma_d B H^2 / 4$ on the rectangular beam with density ρ , thickness H , width B and initial velocity V_0 , the number Π_2 and Π_3 can be rewritten as

$$\Pi_2 = \frac{\rho L^2 V_0^2}{\sigma_d B H} = \frac{\rho V_0^2}{\sigma_d} \frac{L}{H} \frac{L}{B} \quad (7)$$

and

$$\Pi_3 = \frac{\rho L^3 V_0^2}{\sigma_d B H^2 / 4} = 4 \frac{\rho V_0^2}{\sigma_d} \left(\frac{L}{H} \right)^2 \frac{L}{B}. \quad (8)$$

It can be seen that Π_2 is the product of the form of $(\rho V_0^2 / \sigma_d) \cdot (L/H)$ and the aspect ratio L/B ; while Π_3 is the product of the form of $(\rho V_0^2 / \sigma_d) \cdot (L/H)^2$ and the aspect ratio L/B . The form of $(\rho V_0^2 / \sigma_d) \cdot (L/H)$ and the form of $(\rho V_0^2 / \sigma_d) \cdot (L/H)^2$ are well known, both of them are called Zhao's response number R_n [19-22] and can be used to measure the response of simple impacted structures.

The number Π_4 to Π_8 can be interpreted as the ratio of five physical quantities, time t , strain rate $\dot{\epsilon}$, acceleration A , angular velocity $\dot{\theta}$ and angular acceleration $\ddot{\theta}$ to five quantities, L/V , V/L , V^2/L , V/L and V^2/L^2 , respectively. One obvious feature is that these physical quantities relate only to two essential variables V and L .

The number Π_9 , Π_{10} and Π_{11} can be interpreted as the ratio of structural energy E , impulse I and mass M to three quantities $\rho L^3 V^2$, $\rho L^3 V$ and ρL^3 , respectively.

The number Π_{12} can be interpret as the ratio of a various of geometrical H' to

the characteristic length L , which indicates that geometric dimensions at different direction can be scaled in the same ratio, so that the scaled model maintain the similarity of geometrical configuration with the prototype.

The number Π_{13} can be interpreted as the ratio of displacement δ to the characteristic length L , which means that strains of the scaled model and those of the prototype should remain unchanged.

The number Π_{14} and Π_{15} can be interpreted as an invariance property of strain ε and generalized strain of angle θ for structural similarity. It should be noted that these two numbers are dimensionless in nature, which means that in any case of scaling they must be guaranteed to be constant.

As can be seen from the above description, the present dimensionless system has clear physical meaning. In particular, it contains two important dimensionless numbers, Johnson's damage number D_n and Zhao's response number R_n , so it can be used to measure the damage and the response of impacted structure. In addition, it is more reasonable to express the major physical quantities for impact problem by using the base of DLV instead of using the base of VSG. On one hand, since the density is used as one basis instead of the impact mass of VSG system, the effect of different materials on the scaling behavior of the structure can be directly expressed and the various impact loading is no longer restricted to only mass impact loading. On the other hand, these dimensionless numbers are all constructed from simple form of elementary definition of physical quantities, e.g. Π_5 in DLV system is constructed with strain rate $\dot{\varepsilon}$ and simple form of V/L rather than $\dot{\varepsilon}$ and the form of $(\sigma_d V_0/G)^{1/3}$ in VSG system.

Furthermore, it is more complete since the DLV system contains 18 basic physical quantities and 15 dimensionless numbers.

3. Scaling factors

Since the newly proposed DLV dimensionless system based on the density, the length and the velocity, three scaling factors of the density scaling factor β_ρ , the geometric scaling factor β and the velocity scaling factor β_V are immediately and directly used to express the factors of other physical quantities.

For perfect structural similarity, all dimensionless numbers of the scaled model must be equal to those of the prototype, which lead

$$\frac{(\Pi_1)_m}{(\Pi_1)_p} = \frac{\beta_\rho \beta_V^2}{\beta_{\sigma_d}} = 1 \rightarrow \beta_{\sigma_d} = \beta_\rho \beta_V^2, \quad (9)$$

$$\frac{(\Pi_2)_m}{(\Pi_2)_p} = \frac{\beta_\rho \beta^2 \beta_V^2}{\beta_F} = 1 \rightarrow \beta_F = \beta_\rho \beta^2 \beta_V^2, \quad (10)$$

$$\frac{(\Pi_3)_m}{(\Pi_3)_p} = \frac{\beta_\rho \beta^3 \beta_V^2}{\beta_\Psi} = 1 \rightarrow \beta_\Psi = \beta_\rho \beta^3 \beta_V^2, \quad (11)$$

$$\frac{(\Pi_4)_m}{(\Pi_4)_p} = \frac{\beta_i \beta_V}{\beta} = 1 \rightarrow \beta_i = \beta / \beta_V, \quad (12)$$

$$\frac{(\Pi_5)_m}{(\Pi_5)_p} = \frac{\beta_\varepsilon \beta}{\beta_V} = 1 \rightarrow \beta_\varepsilon = \beta_V / \beta, \quad (13)$$

$$\frac{(\Pi_6)_m}{(\Pi_6)_p} = \frac{\beta_A \beta}{\beta_V^2} = 1 \rightarrow \beta_A = \beta_V^2 / \beta, \quad (14)$$

$$\frac{(\Pi_7)_m}{(\Pi_7)_p} = \frac{\beta_\theta \beta}{\beta_V} = 1 \rightarrow \beta_\theta = \beta_V / \beta, \quad (15)$$

$$\frac{(\Pi_8)_m}{(\Pi_8)_p} = \frac{\beta_\ddot{\theta} \beta^2}{\beta_V^2} = 1 \rightarrow \beta_\ddot{\theta} = \beta_V^2 / \beta^2, \quad (16)$$

$$\frac{(\Pi_9)_m}{(\Pi_9)_p} = \frac{\beta_E}{\beta_\rho \beta^3 \beta_V^2} = 1 \rightarrow \beta_E = \beta_\rho \beta^3 \beta_V^2, \quad (17)$$

$$\frac{(\Pi_{10})_m}{(\Pi_{10})_p} = \frac{\beta_I}{\beta_\rho \beta^3 \beta_V} = 1 \rightarrow \beta_I = \beta_\rho \beta^3 \beta_V, \quad (18)$$

$$\frac{(\Pi_{11})_m}{(\Pi_{11})_p} = \frac{\beta_M}{\beta_\rho \beta^3} = 1 \rightarrow \beta_M = \beta_\rho \beta^3, \quad (19)$$

$$\frac{(\Pi_{12})_m}{(\Pi_{12})_p} = \frac{\beta_{H'}}{\beta} = 1 \rightarrow \beta_{H'} = \beta, \quad (20)$$

$$\frac{(\Pi_{13})_m}{(\Pi_{13})_p} = \frac{\beta_\delta}{\beta} = 1 \rightarrow \beta_\delta = \beta, \quad (21)$$

$$\frac{(\Pi_{14})_m}{(\Pi_{14})_p} = \beta_\varepsilon = 1, \quad (22)$$

and

$$\frac{(\Pi_{15})_m}{(\Pi_{15})_p} = \beta_\theta = 1. \quad (23)$$

Eq. (9)~(23) show that all physical quantities can be directly expressed by the three basic scaling factors of β_ρ , β and β_V . Since the expressions of scaling factors in Eq. (9), Eq. (10), Eq. (12), Eq. (13), Eq. (14), Eq. (17), Eq. (19), Eq. (21) and Eq. (22) are completely identical with those in Table 2, the DLV system would have the same ability with the VSG to deal with the non-scaling problems for different materials and strain-rate-sensitive.

4. Verification

In this section, three models of the crooked plates under axial impact, the clamped beam subject to impulsive velocity and the clamped beam struck at mid span are used

to verify the features of the DLV dimensionless system.

4.1. Crooked plates under axial impact

The first structure to be verified is two pre-bent plates clamped together at both ends and subjected to an axial impact of a rigid mass G with initial velocity V_0 as shown in Fig.1. Each half of plate has length of L , mass of m and initial crooked angle of θ_0 . The dynamic behavior of the structure has two phases of motion: the first phase is dominated by axial compression of the plates and lasts until the initial kinetic energy of the striker is dissipated as shown in Fig.1(a); the second phase can be simplified to rotation of four rigid rods around the hinges under the bending moments M_1 and M_2 as shown in Fig.1(b). This structure has been studied in Ref.[23-25].

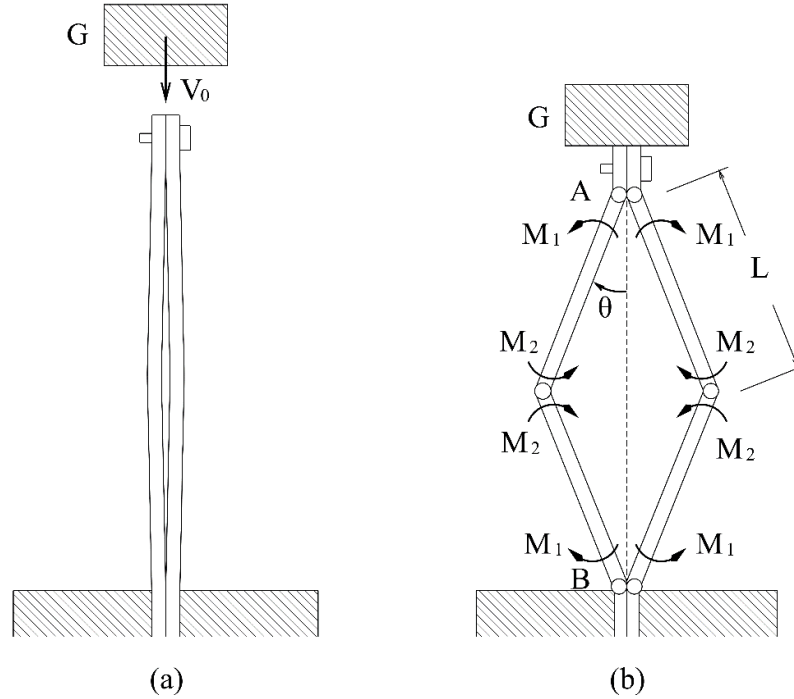


Fig. 1 Crooked plates under axial impact. (a) first phase of motion. (b) second phase of motion.

4.1.1. Formulation

The equation of motion for the first phase was described by Tam and Calladine [25] as

$$V_0 - \frac{2N_p}{G} t = \left(\frac{3N_p}{Lm} \right)^{1/2} \frac{w_0^2}{L} \sinh \left(2 \left(\frac{3N_p}{Lm} \right)^{1/2} t \right) + \dot{c}, \quad (24)$$

where N_p was the axial membrane force of half plate, w_0 was the horizontal displacement corresponding to the initial rotation θ_0 and expressed as $w_0 = L \sin \theta_0$ and \dot{c} was the plate shortening.

The equation of motion for the second phase was described by Zhang and Yu [24] as

$$\ddot{\theta} + \frac{L^2 (m + G) (\sin \theta) (\cos \theta) \dot{\theta}^2 + (M_1 + M_2)}{L^2 [m/3 + (m + G) \sin^2 \theta]} = 0. \quad (25)$$

4.1.2. Dimensionless expression of equation of motion

Firstly, we rewrite the equation of motion Eq.(24) of the first phase to a dimensionless form as

$$\begin{aligned} \frac{tV_0}{L} - 2 \frac{N_p}{\rho L^2 V_0^2} \frac{\rho L^3}{G} \left(\frac{tV_0}{L} \right)^2 &= \left(3 \frac{N_p}{\rho L^2 V_0^2} \frac{\rho L^3}{m} \right)^{1/2} \cdot \\ \frac{tV_0}{L} \left(\frac{w_0}{L} \right)^2 \sinh \left(2 \left(3 \frac{N_p}{\rho L^2 V_0^2} \frac{\rho L^3}{m} \right)^{1/2} \frac{tV_0}{L} \right) &+ \frac{t\dot{c}}{L}. \end{aligned} \quad (26)$$

If we regard the term of $N_p/\rho L^2 V_0^2$ as Π_2 , the term of tV_0/L and the term of $t\dot{c}/L$ as two different Π_4 , the term of $G/\rho L^3$ and the term of $m/\rho L^3$ as two different Π_{11} and the term of w_0/L as Π_{13} , Eq.(26) reflects a functional relationship among the dimensionless numbers Π_2 , Π_4 , Π_{11} and Π_{13} .

In the same way, we rewrite the equation of motion Eq.(25) of the second phase to

a dimensionless form as

$$\frac{\ddot{\theta}L^2}{V_0^2} + \frac{\left(\frac{m}{\rho L^3} + \frac{G}{\rho L^3}\right)(\sin \theta)(\cos \theta)\left(\frac{\dot{\theta}L}{V_0}\right)^2 + \left(\frac{M_1}{\rho L^3 V_0^2} + \frac{M_2}{\rho L^3 V_0^2}\right)}{\left[\frac{1}{3}\frac{m}{\rho L^3} + \left(\frac{m}{\rho L^3} + \frac{G}{\rho L^3}\right)\sin^2 \theta\right]} = 0. \quad (27)$$

If we regard the term of $M_1/\rho L^3 V_0^2$ and the term of $M_2/\rho L^3 V_0^2$ as two different Π_3 , the term of $\dot{\theta}L/V_0$ as Π_7 , the term of $\ddot{\theta}L^2/V_0^2$ as Π_8 , the term of $G/\rho L^3$ and the term of $m/\rho L^3$ as two different Π_{11} and the angle θ as Π_{15} , Eq.(27) reflects a functional relationship among the dimensionless numbers Π_3 , Π_7 , Π_8 , Π_{11} and Π_{15} .

It can be seen that the DLV dimensionless system has the property to directly match the dimensionless equation of motion for this kind of typical impact problem.

4.1.3. Scaling of equation of motion

Next, we use the equation analysis method to analyze the conditions of similarity of the crooked plates.

(1) For scaled model, the equation of motion Eq.(24) of the first phase can be written as

$$(V_0)_m - \frac{2(N_p)_m}{G_m} t_m = \left(\frac{3(N_p)_m}{L_m m_m}\right)^{1/2} \frac{(w_0)_m^2}{L_m} \sinh \left(2 \left(\frac{3(N_p)_m}{L_m m_m}\right)^{1/2} t_m \right) + \dot{c}_m. \quad (28)$$

Substituting three prior basic factors β_ρ , β and β_V and three unknown factors β_N , β_t and $\beta_{\dot{c}}$ into Eq.(28), it becomes

$$\begin{aligned}
& \beta_V (V_0)_p - \frac{2\beta_N (N_p)_p}{\beta_\rho \beta^3 G_p} \beta_t t_p \\
& = \left(\frac{3\beta_N (N_p)_p}{\beta L_p \beta_\rho \beta^3 m_p} \right)^{1/2} \frac{\beta^2 (w_0)_p^2}{\beta L_p} \sinh \left(2 \left(\frac{3\beta_N (N_p)_p}{\beta L_p \beta_\rho \beta^3 m_p} \right)^{1/2} \beta_t t_p \right) + \beta_{\dot{c}} \dot{c}_p.
\end{aligned} \tag{29}$$

When dividing both sides of the equation by β_V , Eq.(29) can be rewritten as

$$\begin{aligned}
& (V_0)_p - \frac{\beta_N}{\beta_\rho \beta^2 \beta_V^2} \frac{2(N_p)_p}{G_p} \frac{\beta_t \beta_V}{\beta} t_p = \left(\frac{\beta_N}{\beta_\rho \beta^2 \beta_V^2} \frac{3(N_p)_p}{L_p m_p} \right)^{1/2} \frac{(w_0)_p^2}{L_p} \\
& \sinh \left(2 \left(\frac{\beta_N}{\beta_\rho \beta^2 \beta_V^2} \frac{3(N_p)_p}{L_p m_p} \right)^{1/2} \frac{\beta_t \beta_V}{\beta} t_p \right) + \frac{\beta_{\dot{c}}}{\beta_V} \dot{c}_p.
\end{aligned} \tag{30}$$

For the complete structural similarity, Eq.(30) shows that the relations $\beta_N = \beta_\rho \beta^2 \beta_V^2$, $\beta_t = \beta/\beta_V$ and $\beta_{\dot{c}} = \beta_V$ must be satisfied simultaneously. It can be seen that when the scaling factors β_ρ , β and β_V are used, the dynamic behavior of first phase can be completely scaled with the relation of Eq.(10), Eq.(12) and $\beta_{\dot{c}} = \beta_V$.

(2) For scaled model, the equation of motion Eq.(25) of the second phase can be written as

$$\ddot{\theta}_m + \frac{L_m^2 (m_m + G_m) (\sin \theta_m) (\cos \theta_m) \dot{\theta}_m^2 + ((M_1)_m + (M_2)_m)}{L_m^2 [m_m / 3 + (m_m + G_m) \sin^2 \theta_m]} = 0. \tag{31}$$

Substituting three prior basic factors β_ρ , β and β_V and five unknown factors β_{M_1} , β_{M_2} , $\beta_{\dot{\theta}}$, $\beta_{\ddot{\theta}}$ and β_θ into Eq.(31), it becomes

$$\begin{aligned}
& \beta_{\ddot{\theta}} \ddot{\theta}_p + \frac{\beta^2 L_p^2 \beta_\rho \beta^3 (m_p + G_p) (\sin \beta_\theta \theta_p) (\cos \beta_\theta \theta_p) \beta_{\dot{\theta}}^2 \dot{\theta}_p^2}{\beta^2 L_p^2 [\beta_\rho \beta^3 m_p / 3 + \beta_\rho \beta^3 (m_p + G_p) \sin^2 \beta_\theta \theta_p]} + \\
& \frac{(\beta_{M_1} (M_1)_p + \beta_{M_2} (M_2)_p)}{\beta^2 L_p^2 [\beta_\rho \beta^3 m_p / 3 + \beta_\rho \beta^3 (m_p + G_p) \sin^2 \beta_\theta \theta_p]} = 0.
\end{aligned} \tag{32}$$

When dividing both sides of the equation by β_V^2/β^2 , Eq.(32) can be rewritten as

$$\begin{aligned}
& \frac{\beta_{\ddot{\theta}} \beta^2}{\beta_V^2} \ddot{\theta}_p + \frac{\beta_{\dot{\theta}}^2 \beta^2}{\beta_V^2} \frac{L_p^2 (m_p + G_p) (\sin \beta_{\theta} \theta_p) (\cos \beta_{\theta} \theta_p) \dot{\theta}_p^2}{L_p^2 [m_p / 3 + (m_p + G_p) \sin^2 \beta_{\theta} \theta_p]} + \\
& \frac{\beta_{M_1}}{\beta_{\rho} \beta^3 \beta_V^2} \frac{(M_1)_p}{L_p^2 [m_p / 3 + (m_p + G_p) \sin^2 \beta_{\theta} \theta_p]} + \\
& \frac{\beta_{M_2}}{\beta_{\rho} \beta^3 \beta_V^2} \frac{(M_2)_p}{L_p^2 [m_p / 3 + (m_p + G_p) \sin^2 \beta_{\theta} \theta_p]} = 0.
\end{aligned} \tag{33}$$

For the complete structural similarity, Eq.(33) shows that the relations $\beta_{M_1} = \beta_{\rho} \beta^3 \beta_V^2$, $\beta_{M_2} = \beta_{\rho} \beta^3 \beta_V^2$, $\beta_{\dot{\theta}} = \beta_V / \beta$, $\beta_{\ddot{\theta}} = \beta_V^2 / \beta^2$ and $\beta_{\theta} = 1$ must be satisfied simultaneously. It can be seen that when the scaling factors β_{ρ} , β and β_V are used, the dynamic behavior of first phase can be completely scaled with the relation of Eq.(11), Eq.(15), Eq.(16) and Eq.(23).

From the above equation analyses of the two phases of cooked plates, the DLV dimensionless system is shown to have the ability to address the non-scaling problems. It is good to find that the two phases similarities of the crooked plates for strain-rate-sensitive material between the scaled model and the prototype have been verified by numerical calculations in Ref. [9] and [11].

4.2. Clamped beam subject to impulsive velocity

The second structure to be verified is a rectangular cross-section clamped beam with length of $2L$, height of H and an initial velocity V_0 on the entire span, as shown in Fig.2.

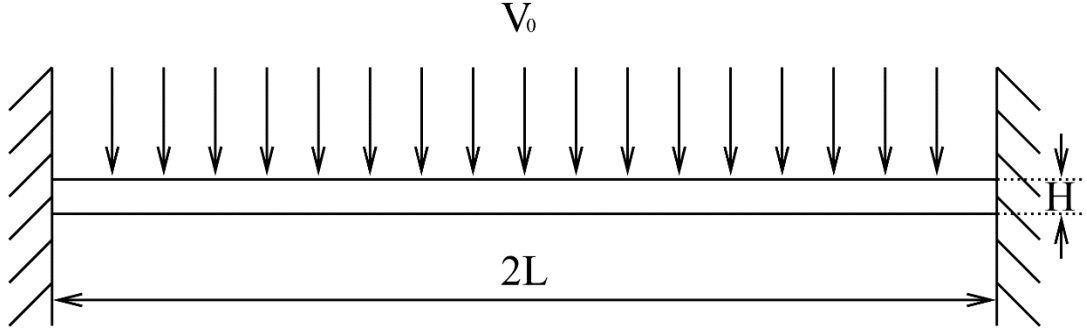


Fig. 2 A clamped beam subject to impulsive velocity.

4.2.1. Formulation

Jones [1] carried out the model based theoretical research on a perfectly plastic material and taking into account the influence of finite displacements. The response function of the final maximum dimensionless displacement W_f/H at the mid-span was given as

$$\frac{W_f}{H} = \frac{1}{2} \left[\left(1 + \frac{3\rho V_0^2 L^2}{\sigma_d H^2} \right)^{1/2} - 1 \right]. \quad (34)$$

And the average strain rate equation was given as

$$\dot{\epsilon} = \frac{V_0 W_f}{3\sqrt{2}L^2}. \quad (35)$$

4.2.2. Dimensionless expression and scaling of response equation

Firstly, we rewrite the response equation of Eq.(34) into a dimensionless form,

$$\frac{W_f}{L} = \frac{1}{2} \frac{H}{L} \left[\left(1 + 3 \frac{\rho V_0^2}{\sigma_d} \left(\frac{L}{H} \right)^2 \right)^{1/2} - 1 \right]. \quad (36)$$

If we regard the term of $\rho V_0^2 / \sigma_d$ as Π_1 , the term of H/L as Π_{12} and the term of W_f/L as Π_{13} , Eq.(36) reflects a functional relationship among the dimensionless numbers Π_1 , Π_{12} and Π_{13} .

Secondly, for the scaled model, Eq.(34) can be written as

$$\frac{(W_f)_m}{H_m} = \frac{1}{2} \left[\left(1 + \frac{3\rho_m (V_0)_m^2 L_m^2}{(\sigma_d)_m H_m^2} \right)^{1/2} - 1 \right]. \quad (37)$$

Substituting three prior basic factors β_ρ , β and β_V and two unknown factors β_{σ_d} and β_{W_f} into Eq.(37), it becomes

$$\begin{aligned} \frac{\beta_{W_f} (W_f)_p}{\beta H_p} &= \frac{1}{2} \left[\left(1 + \frac{3\beta_\rho \rho_p \beta_V^2 (V_0)_p^2 \beta^2 L_p^2}{\beta_{\sigma_d} (\sigma_d)_p \beta^2 H_p^2} \right)^{1/2} - 1 \right] \\ &= \frac{1}{2} \left[\left(1 + \frac{\beta_\rho \beta_V^2 3\rho_p (V_0)_p^2 L_p^2}{\beta_{\sigma_d} (\sigma_d)_p H_p^2} \right)^{1/2} - 1 \right]. \end{aligned} \quad (38)$$

For the complete structural similarity, Eq.(38) shows that the relations $\beta_{\sigma_d} = \beta_\rho \beta_V^2$ and $\beta_{W_f} = \beta$ must be satisfied simultaneously. It can be seen that when the scaling factors β_ρ , β and β_V are used, the dynamic flow stress and the final maximum displacement of the beam can be completely scaled with the relation of Eq.(9) and Eq.(21).

4.2.3. Dimensionless expression and scaling of strain-rate equation

Firstly, we rewrite the strain rate equation of Eq.(35) to a dimensionless form,

$$\frac{\dot{\varepsilon} L}{V_0} = \frac{1}{3\sqrt{2}} \frac{W_f}{L}. \quad (39)$$

If we regard the term of $\dot{\varepsilon} L/V_0$ as Π_5 and the term of W_f/L as Π_{13} , Eq.(39) reflects a functional relationship between the dimensionless numbers Π_5 and Π_{13} .

Secondly, for the scaled model, Eq.(39) can be written as

$$\dot{\varepsilon}_m = \frac{(V_0)_m (W_f)_m}{3\sqrt{2} L_m^2}. \quad (40)$$

Substituting two basic factors β and $\beta_{W_f} = \beta$ (for complete similarity of the response equation) and one unknown factor $\beta_{\dot{\varepsilon}}$ into Eq.(40), it becomes

$$\frac{\beta_{\dot{\epsilon}} \beta}{\beta_V} \dot{\epsilon}_m = \frac{(V_0)_p (W_f)_p}{3\sqrt{2}L_p^2}. \quad (41)$$

For the complete structural similarity, Eq.(41) shows that the relation $\beta_{\dot{\epsilon}} = \beta_V/\beta$ must be satisfied. It can be seen that when the scaling factors β and β_{W_f} are used, the strain rate equation of the beam can be completely scaled with the relation of Eq.(13).

From the analysis of two response equations of the clamped beam subject to impulsive velocity, the DLV dimensionless system is shown to have the ability to address non-scaling problems of the beam structure. It is also good to find that the similarity of the beam for strain-rate-sensitive material has been verified by numerical calculation in Ref. [9] and [11].

4.3. Clamped beam struck at mid span

The third structure we studied is a rectangular cross-section beam with length of $2L$, width of B and height of H , and it is struck at mid span by a concentrated mass G with an initial velocity V_0 , as shown in Fig. 3.

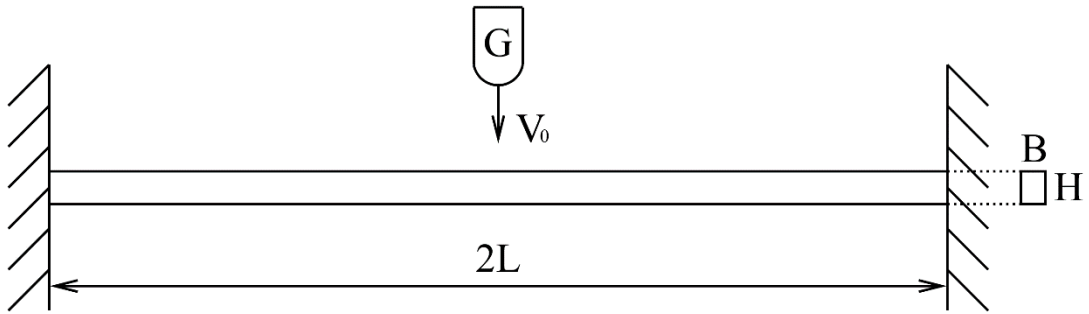


Fig. 3. A clamped beam subject to impact mass.

4.3.1. Formulation

Liu and Jones [26] carried out the beam struck at any point of the span based

theoretical solution on a perfectly plastic material and taking into account the influence of finite displacements. For the case of a large mass G (relative to small mass of the beam) at mid span, the final maximum dimensionless displacement W_f/H at the loading point was expressed as,

$$\frac{W_f}{H} = \frac{1}{2} \left[\left(1 + \frac{2GV_0^2 L}{BH^3 \sigma_d} \right)^{1/2} - 1 \right]. \quad (42)$$

As for true equivalent strain, the expression at any point on the span was derived by Alves and Jones [27]. And it can be expressed at the mid span as follows,

$$\varepsilon_{eq} = \begin{cases} \sqrt{\left(\frac{6W_H}{\gamma^2} \right)^2 + \left(\frac{4k}{\sqrt{3}} \frac{W_H}{\gamma} \right)^2}, & \text{for } W_f / H \leq 1 \\ \sqrt{\left[\left(\frac{W_H}{\gamma} \right)^2 + \frac{5}{\gamma^2} \right]^2 + \left(\frac{4k}{\sqrt{3}} \frac{W_H}{\gamma} \right)^2}, & \text{for } W_f / H > 1 \end{cases}, \quad (43)$$

where $\gamma = L/H$, $W_H = W_f/H$ and k' is a dimensionless constant that accounts the influence of transverse shear and is assumed to be same for different materials.

The expression of the equivalent strain rate was adopted in Refs.[11] and [27], and it can be expressed at mid span as follows,

$$\dot{\varepsilon}_{eq} = \begin{cases} \frac{V_0}{L} \left[\frac{9}{2} \left(\frac{H}{L} \right)^2 + \frac{8k^2}{3} \right]^{1/2}, & \text{for } W_f / H \leq 1 \\ \frac{V_0}{L} \left[\frac{1}{2} \left(\frac{W_f}{L} \right)^2 + \frac{8k^2}{3} \right]^{1/2}, & \text{for } W_f / H > 1 \end{cases}. \quad (44)$$

4.3.2. Dimensionless expression and scaling of response equation

Firstly, we rewrite the response equation of Eq.(42) to dimensionless form,

$$\frac{W_f}{L} = \frac{1}{2} \frac{H}{L} \left[\left(1 + \frac{2\rho L^3 V_0^2}{\sigma_d B H^2} \frac{G}{\rho L^3} \frac{L}{H} \right)^{1/2} - 1 \right]. \quad (45)$$

If we regard the term of $\rho L^3 V_0^2 / \sigma_d B H^2$ as Π_3 , the term of $G / \rho L^3$ as Π_{11} , the

term of H/L as Π_{12} and the term of W_f/L as Π_{13} , Eq.(45) reflects a functional relationship among the dimensionless numbers Π_3 , Π_{11} , Π_{12} and Π_{13} .

Secondly, for scaled model, Eq.(42) can be written as

$$\frac{(W_f)_m}{H_m} = \frac{1}{2} \left[\left(1 + \frac{2G_m (V_0)_m^2 L_m}{B_m H_m^3 (\sigma_d)_m} \right)^{1/2} - 1 \right]. \quad (46)$$

Substituting three prior basic factors β_ρ , β and β_V and two unknown factors β_{σ_d} and β_{W_f} into Eq.(46), it becomes

$$\begin{aligned} \frac{\beta_{W_f} (W_f)_p}{\beta H_p} &= \frac{1}{2} \left[\left(1 + \frac{2\beta_\rho \beta^3 G_p \beta_V^2 (V_0)_p^2 \beta L_p}{\beta B_p \beta^3 H_p^3 \beta_{\sigma_d} (\sigma_d)_p} \right)^{1/2} - 1 \right] \\ &= \frac{1}{2} \left[\left(1 + \frac{\beta_\rho \beta_V^2}{\beta_{\sigma_d}} \frac{2G_p (V_0)_p^2 L_p}{B_p H_p^3 (\sigma_d)_p} \right)^{1/2} - 1 \right]. \end{aligned} \quad (47)$$

For the complete structural similarity, Eq.(47) shows that the relations $\beta_{\sigma_d} = \beta_\rho \beta_V^2$ and $\beta_{W_f} = \beta$ must be satisfied simultaneously. It can be seen that when the scaling factors β_ρ , β and β_V are used, the dynamic flow stress and the final maximum displacement of the beam can be completely scaled with the relation of Eq.(9) and Eq.(21).

4.3.3. Dimensionless expression and scaling of strain and strain-rate equations

Firstly, we rewrite the strain equation of Eq.(43) to the dimensionless form,

$$\varepsilon_{eq} = \begin{cases} \sqrt{\left(6 \frac{W_f}{L} \frac{H}{L} \right)^2 + \left(\frac{4k}{\sqrt{3}} \frac{W_f}{L} \right)^2}, & \text{for } \frac{W_f}{L} \frac{L}{H} \leq 1 \\ \sqrt{\left[\left(\frac{W_f}{L} \right)^2 + 5 \left(\frac{H}{L} \right)^2 \right]^2 + \left(\frac{4k}{\sqrt{3}} \frac{W_f}{L} \right)^2}, & \text{for } \frac{W_f}{L} \frac{L}{H} > 1 \end{cases}. \quad (48)$$

If we regard the term of H/L as Π_{12} , the term of W_f/L as Π_{13} and the term of ε_{eq} as Π_{14} , Eq.(48) reflects a functional relationship among the dimensionless numbers Π_{12} , Π_{13} and Π_{14} .

Secondly, for the complete structural similarity, Eq.(48) also shows that the relations $\beta_{\varepsilon_{eq}} = 1$ must be satisfied when the geometric factor β and the displacement factor $\beta_{W_f} = \beta$ are used, which verifies the invariant property of the strain of Eq.(22).

Thirdly, for the strain rate equation, Eq.(44) reflects a functional relationship between the dimensionless numbers Π_5 , Π_{12} and Π_{13} if we regard the term of $\dot{\varepsilon}_{eq}L/V_0$ as Π_5 , the term of H/L as Π_{12} and the term of W_f/L as Π_{13} . Meanwhile, for the complete structural similarity, Eq.(44) shows that the relation $\beta_{\dot{\varepsilon}} = \beta_V/\beta$ must be satisfied when the geometric factor β and the displacement factor $\beta_{W_f} = \beta$ are used.

From the above equation analyses of the clamped beam struck at mid span, the DLV dimensionless system is shown to have the property to directly match the dimensionless equation of the response equation, the strain equation and the strain rate equation, and has the ability to address non-scaling problems. It is good to find that the similarity of beam for strain-rate-sensitive has been verified by numerical calculation in Ref. [11].

5. Conclusions

A new group of dimensionless numbers termed DLV system is suggested here in

order to represent the scaled behavior of impacted structures. It is obtained by means of Buckingham Π theorem with Density-Length-Velocity as the essential basis. Compared with the previous dimensionless quantities, this group of numbers overcome main defects of the previous MLT and VSG dimensionless systems.

Firstly, 15 dimensionless numbers are defined, each of them has a definite physical meaning. Meanwhile, two important dimensionless numbers, Johnson's damage number D_n and Zhao's response number R_n , which can be used to measure the damage and the response of the impacted structure, are naturally included. It should be emphasized that these two important numbers could not be directly expressed in the MLT and the VSG systems.

Secondly, the scaling factors of 15 physical quantities all are expressed by the three basic scaling factors of density, length and velocity, which overcome the defect of using one basic length factor in MLT system. This means that the behavior of the prototype can be predicted by the scaled model for non-scaling problems arising from different materials and strain-rate-sensitive. Compared with the VSG system, the DLV system derives totally same scaling factors through the three essential basis, so that they have the same ability to deal with the non-scaling problems. This ability is demonstrated by three theoretical models in this paper by means of the equation analysis.

Finally, two more advantages of the present DLV system to the previous VSG system are reflected: (1) The property to directly express the dynamic plastic response of the impacted structure. For example, the dimensionless expression of the motion equation and the response equation can be naturally rewritten by the DLV numbers,

which is a big problem in the VSG system. (2) The completeness to include more impact related physical quantity.

In brief, because of its simple, clear and efficient properties, this newly proposed DLV (Density-Length-Velocity) dimensionless number system is suggested to be an alternative system to represent the scaled behavior of structures under impact loads.

Acknowledgements

The authors would like to acknowledge Mr. Xiaochuan LIU, Mr. Xulong HUI and Mr. Jijun Liu for their writing assistance. This research did not receive any specific grant from funding agencies in the public, commercial, or not-for-profit sectors.

References:

- [1] N. Jones, Structural impact, Science Progress (1933-), 78 (1995) 89-118.
- [2] E. Booth, D. Collier, J. Miles, Impact scalability of plated steel structures, Structural Crashworthiness, ed, Butterworths 1983. pp. 136–74.
- [3] P. Jiang, C.J. Tian, R.Z. Xie, D.S. Meng, Experimental investigation into scaling laws for conical shells struck by projectiles, INT J IMPACT ENG, (2004) 1284-1298.
- [4] O.K. Schleyer, S.S. Hsu, M.D. White, Scaling of pulse loaded mild steel plates with different edge restraint, INT J MECH SCI, (2004) 1267-1287.
- [5] P. Jiang, W. Wang, G.J. Zhang, Size effects in the axial tearing of circular tubes during quasi-static and impact loadings, INT J IMPACT ENG, (2005) 2048-2065.
- [6] F.G. L., Replica model scaling for high strain-rate events, INT J IMPACT ENG,

(1995) 571-583.

[7] M. Y., A method for scaling ballistic penetration phenomena, INT J IMPACT ENG, (1997) 821-829.

[8] P. Drazetic, Y. Ravalard, F. Dacheux, B. Marguet, Applying non-direct similitude technique to the dynamic bending collapse of rectangular section tubes, INT J IMPACT ENG, 15 (1994) 797-814.

[9] R.E. Oshiro, M. Alves, Scaling impacted structures, ARCH APPL MECH, 74 (2004) 130-145.

[10] R.E. Oshiro, M. Alves, Scaling of cylindrical shells under axial impact, INT J IMPACT ENG, 34 (2007) 89-103.

[11] R.E. Oshiro, M. Alves, Scaling of structures subject to impact loads when using a power law constitutive equation, International Journal of Solids & Structures, 46 (2009) 3412-3421.

[12] M. Alves, R.E. Oshiro, Scaling the impact of a mass on a structure, INT J IMPACT ENG, 32 (2006) 1158-1173.

[13] L.M. Mazzariol, R.E. Oshiro, M. Alves, A method to represent impacted structures using scaled models made of different materials, INT J IMPACT ENG, 90 (2016) 81-94.

[14] M. Alves, R.E. Oshiro, M.A.G. Calle, L.M. Mazzariol, Scaling and Structural Impact ☆, Procedia Engineering, 173 (2017) 391-396.

[15] R.E. Oshiro, M. Alves, Predicting the behaviour of structures under impact loads using geometrically distorted scaled models, Journal of the Mechanics & Physics of

Solids, 60 (2012) 1330-1349.

[16] E. Buckingham, The principle of similitude, NATURE, 95 (1915) 244-255.

[17] E. Buckingham, On Physically Similar Systems; Illustrations of the Use of Dimensional Equations, Physical Review, 4 (1914) 345-376.

[18] W. Johnson, Impact strength of materials, Edward Arnold 1972.

[19] Y.P. Zhao, Suggestion of a new dimensionless number for dynamic plastic response of beams and plates, ARCH APPL MECH, 68 (1998) 524-538.

[20] Q.M. Li, N. Jones, On dimensionless numbers for dynamic plastic response of structural members, ARCH APPL MECH, 70 (2000) 245-254.

[21] Y.Q. Hu, Application of response number for dynamic plastic response of plates subjected to impulsive loading, International Journal of Pressure Vessels & Piping, 77 (2000) 711-714.

[22] X.H. Shi, Y.G. Gao, Generalization of response number for dynamic plastic response of shells subjected to impulsive loading, International Journal of Pressure Vessels & Piping, 78 (2001) 453-459.

[23] C.R. Calladine, R.W. English, Strain-rate and inertia effects in the collapse of two types of energy-absorbing structure, INT J MECH SCI, 26 (1984) 689-701.

[24] T.G. Zhang, T.X. Yu, A note on a 'velocity sensitive' energy-absorbing structure, INT J IMPACT ENG, 8 (1989) 43-51.

[25] L.L. Tam, C.R. Calladine, Inertia and strain-rate effects in a simple plate-structure under impact loading, INT J IMPACT ENG, 11 (1991) 349-377.

[26] J.H. Liu, N. Jones, Dynamic response of a rigid plastic clamped beam struck by a

mass at any point on the span, International Journal of Solids & Structures, 24 (1988) 251-270.

[27] M. Alves, N. Jones, Impact failure of beams using damage mechanics: Part I—Analytical model, INT J IMPACT ENG, 27 (2002) 837-861.