

Suggestion of the DLV dimensionless number system to represent the scaled behavior of structures under impact loads

Shuai WANG ^{a,b}, Fei XU ^{a,b,*}, Zheng DAI ^{a,b}

a, School of Aeronautics, Northwestern Polytechnical University, Xi'an 710072, Shanxi, P.R. China.

b, Institute for Computational Mechanics and Its Applications, Northwestern Polytechnical University, Xi'an

710072, Shanxi, P.R. China.

Corresponding author E-mail address: xufei@nwpu.edu.cn

ABSTRACT:

A group of dimensionless numbers, termed DLV (Density-Length-Velocity) system, is put forward to represent the scaled behavior of structures under impact loads. It is obtained by means of the Buckingham Π theorem with an alternative basis. The distinct feature of this group of dimensionless numbers is that they relate physical quantities of the structure with density, length and velocity, and thus they can represent the influence of material, geometry and impact velocity on the behavior of structures. The dimensionless numbers reflect three advantages: the clear physical significance and the concise form, the property of direct matching the nondimensionalized equation of motion, nondimensionalized response equation, etc. and the ability of addressing non-scaling problems between the prototype and the scaled models for different and strain-rate-sensitive material. Three impact models are used to verify the direct matching property and the non-scaling addressing ability by the DLV system. The results show that the proposed dimensionless number system is very simple, clear and efficient, and we suggested using it to represent the scaled behavior of structures under impact loads.

Keywords: DLV (Density-Length-Velocity), dimensionless numbers, Structural impact; Scaling; Similarity; Johnson's damage number; Zhao's response number

1. Introduction

In order to represent the scaled behavior of structures under impact loads, Jones [1] systematically summarized previous works and attempted to describe the dynamic plastic behavior of the structure through 22 dimensionless numbers that used the classic MLT (Mass–Length–Time) base in dimensional analysis. Structural similarity means that the scaled model can predict the behavior of the prototype through scaling laws, which usually links the physical variables by some scaling factors. For example, the geometric scaling factor is given as,

$$\beta = \frac{L_m}{L_p} \quad (1)$$

where L is the characteristic length of structure, and the subscripts m and p represent the scaled model and the prototype, respectively. When this dimensionless numbers are used to relate the scaled model to the prototype, the main scaling factors of other physical variables presented only by single geometric factor are expressed in Table1.

Table 1 The main scaling factors of structural impact in MLT system.

Variable	Scaling factor	Variable	Scaling factor
Length, L	β	Strain, σ	$\beta_\sigma = 1$
Mass, M	$\beta_M = \beta^3$	Stress, ε	$\beta_\varepsilon = 1$
Time, t	$\beta_t = \beta$	Strain rate, $\dot{\varepsilon}$	$\beta_{\dot{\varepsilon}} = 1/\beta$
Velocity, V	$\beta_V = 1$	Acceleration, A	$\beta_A = 1/\beta$
Displacement, δ	$\beta_\delta = \beta$	Energy, E	$\beta_E = \beta^3$

However, when the strain rate effect, the gravity and the fracture of structures are taken into account, Jones further pointed out that these scaling factors will become invalid. Some experimental investigations [2-11] have examined the existence of this

non-scaling phenomenon. A hidden assumption of using these scaling factors lies in a same material between the scaled model and the prototype, and thus the MLT scaling law cannot deal with problem of different materials. The above two aspects of the classic MLT system limits the application to descript the scaled behavior of structures under impact loads.

Recently, Oshiro, Alves and Mazzariol [12-16] used the VSG dimensionless number system to represent the scaled behavior of impacted structures consideration non-scaling problems arising from different materials and the strain-rate-sensitive. In the VSG system, V represents impact velocity V_0 , S represents dynamic flow stress σ_d and G represents impact mass G , and these three physical quantities are used as the base. Meanwhile, 8 dimensionless numbers are given to express acceleration A , time t , displacement δ , strain rate $\dot{\epsilon}$, stress σ , mass M , force F , and energy E , as follows:

$$\frac{A^3 G}{V_0^4 \sigma_d}, \frac{t^3 \sigma_d V_0}{G}, \frac{\delta^3 \sigma_d}{G V_0^2}, \dot{\epsilon} \left(\frac{G}{\sigma_d V_0} \right)^{1/3}, \frac{\sigma}{\sigma_d}, \frac{M}{G}, \frac{F^3}{V_0^4 \sigma_d G^2}, \frac{E}{G V_0^2} \quad (2)$$

Instead of the classic MLT methodology, for perfect similarity, the scaling factors of main variables [12-16] for the VSG system are listed in Table2. It can be seen that, except for the geometric scaling factor β , two more factors β_V and β_ρ that containing the influence of impacted velocity and different material.

Table 2 The main scaling factors of structural impact in VSG system.

Variable	Scaling factor	Variable	Scaling factor
Length, L	$\beta = L_m/L_p$	Displacement, δ	$\beta_\delta = \beta$
Density, ρ	$\beta_\rho = \rho_m/\rho_p$	Strain, σ	$\beta_\sigma = \beta_\rho \beta_V^2$
Velocity, V	$\beta_V = V_m/V_p$	Stress, ϵ	$\beta_\epsilon = 1$
Mass, M	$\beta_M = \beta_\rho \beta^3$	Strain rate, $\dot{\epsilon}$	$\beta_{\dot{\epsilon}} = \beta_V/\beta$
Time, t	$\beta_t = \beta/\beta_V$	Force, F	$\beta_F = \beta_\rho \beta^2 \beta_V^2$
Acceleration, A	$\beta_A = \beta_V^2/\beta$	Energy, E	$\beta_E = \beta_\rho \beta^3 \beta_V^2$

Nonetheless, several main obvious defects still exist in VSG system: (1) less physical meaning and complex form of most dimensionless numbers. (2) difficulty to represent various impact loading (not only mass impacted loading). (3) denaturalization

that many physical quantities directly related to the flow stress of a material property. (4) incompleteness of representing more general dynamic plastic behaviors for lacking some basic physical quantities of different geometric dimensioning (length, width and thickness), angle, angular velocity, angular acceleration, bending moment, impulse, etc.

In this paper, the main objective is to propose a group of dimensionless number system which can overcome the main defects of the previous dimensionless systems, and reflect the four advantage on the ability to address non-scaling problems, the physical significance and form, the property of directly represent the behavior of impact structures, and the integrity of dimensionless numbers.

In what follows, Section 2 introduces current dimensionless systems in detail, including the derivation of these dimensionless numbers and the interpretation of their physical significance, Section 3 verifies these features through three impact models and Section 4 summaries this work.

2. The DLV dimensionless numbers

In order to describe the impact behavior of structure more systematically and reasonably, we now use The Buckingham Π theorem to rederive the dimensionless system of structural impact problem.

The Buckingham Π theorem [17-18] postulates that if a system containing n X_i variables and expressed as a function,

$$\Phi(X_1, X_2, \dots, X_n) = 0 \quad (3)$$

in which only k ($k < n$) variables is independent, the function can be reduced to a relationship about $n - k$ dimensionless numbers Y_1, \dots, Y_{n-k} ,

$$\Phi(Y_1, Y_2, \dots, Y_{n-k}) = 0 \quad (4)$$

where Y_i constructed from X_1, \dots, X_k by the form,

$$Y_i = X_1^{a_1} X_2^{a_2} \dots X_k^{a_k} \quad (5)$$

with the exponents a_1, \dots, a_k being rational numbers.

Now considering a structure subjected to impact loading, it can be simplified to ignore the elastic effect, the gravity effect, the thermal effect, and the fracture failure. Supposing the dynamic plastic behavior of the structure mainly controlled by the following classical 18 physical variable, including density ρ , characteristic length L , velocity V , dynamic flow stress σ_d , force F , bending moment Ψ , time t , strain rate $\dot{\varepsilon}$, acceleration A , angular velocity $\dot{\theta}$, angular acceleration $\ddot{\theta}$, energy E , impulse I , mass M , other geometric size H' (e.g. thickness and width), displacement δ , strain ε and angle θ .

According to the Buckingham Π theorem, when using the most essential density ρ , characteristic length L , and characteristic velocity V (usually using initial velocity, V_0) as base, the relationships of these 18 physical quantities can be reduced to 15 dimensionless numbers

$$\begin{aligned} & \underbrace{\left[\frac{\rho V^2}{\sigma_d} \right]}_{\Pi_1}, \underbrace{\left[\frac{F}{\rho L^2 V^2} \right]}_{\Pi_2}, \underbrace{\left[\frac{\Psi}{\rho L^3 V^2} \right]}_{\Pi_3}, \underbrace{\left[\frac{tV}{L} \right]}_{\Pi_4}, \underbrace{\left[\frac{\dot{\varepsilon}L}{V} \right]}_{\Pi_5}, \underbrace{\left[\frac{AL}{V^2} \right]}_{\Pi_6}, \underbrace{\left[\frac{\dot{\theta}L}{V} \right]}_{\Pi_7}, \\ & \underbrace{\left[\frac{\ddot{\theta}L^2}{V^2} \right]}_{\Pi_8}, \underbrace{\left[\frac{E}{\rho L^3 V^2} \right]}_{\Pi_9}, \underbrace{\left[\frac{I}{\rho L^3 V} \right]}_{\Pi_{10}}, \underbrace{\left[\frac{M}{\rho L^3} \right]}_{\Pi_{11}}, \underbrace{\left[\frac{H'}{L} \right]}_{\Pi_{12}}, \underbrace{\left[\frac{\delta}{L} \right]}_{\Pi_{13}}, \underbrace{\left[\varepsilon \right]}_{\Pi_{14}}, \underbrace{\left[\theta \right]}_{\Pi_{15}} \end{aligned} \quad (6)$$

Obviously, the forms of these numbers are very simple compared with those of the VSG system. In following context, we would explain the meaning of each number.

The number Π_1 can be interpret as the ratio of the inertia intensity force ρV^2 to the resistance ability σ_d of the material. It is well known as the damage number D_n , proposed by Johnson [19], and used to measure the order of strain imposed in various

impact regions of metals.

The number Π_2 can be interpreted as the ratio of dynamic force F to the inertia force $\rho L^2 V^2$.

The number Π_3 can be understood as the ratio of dynamic bending moment Ψ to the inertia moment $\rho L^3 V^2$.

For example, considering the influence of axial membrane force $F = \sigma_d B H$ and bending moment $\Psi = \sigma_d B H^2 / 4$ on the rectangular beam with density ρ , thickness H , width B and initial velocity V_0 , Π_2 and Π_3 can be rewritten as

$$\frac{1}{\Pi_2} = \frac{\rho L^2 V_0^2}{\sigma_d B H} = \frac{\rho V_0^2}{\sigma_d} \cdot \frac{L}{B} \cdot \frac{L}{H} = D_n \cdot \frac{L}{B} \cdot \frac{L}{H} \quad (7)$$

and

$$\frac{1}{\Pi_3} = \frac{\rho L^2 V_0^2}{\sigma_d B H^2 / 4} = 4 \frac{\rho V_0^2}{\sigma_d} \left(\frac{L}{H} \right)^2 \cdot \frac{L}{B} \quad (8)$$

Obviously, $1/\Pi_2$ is the product of the dynamic damage number D_n , the aspect ratio L/B and the slenderness ratio L/H ; while $1/\Pi_3$ is the product of $(\rho V_0^2 / \sigma_d) \cdot (L/H)^2$ and the aspect ratio L/B . The form $(\rho V_0^2 / \sigma_d) \cdot (L/H)^2$ called response number by Zhao [20], which is well known and can be used to measure the response of simple impacted structures. It can be seen that the new proposed number Π_2 and Π_3 are directly related to the Johnson's damage number D_n and the Zhao's response number R_n . More important, Π_2 and Π_3 may have the ability to take into account the geometric influence of a structure.

The number Π_4, \dots, Π_8 can be interpret as the ratio of five time-dependent quantities, time t , strain rate $\dot{\epsilon}$, acceleration A , angular velocity $\dot{\theta}$ and angular acceleration $\ddot{\theta}$

to five characteristic quantities, V/L , L/V , V^2/L , V/L , and V^2/L , respectively.

The number Π_9 , Π_{10} and Π_{11} can be interpreted as the ratio of structural energy E , impulse I and mass M to three characteristic quantities $\rho L^3 V^2$, $\rho L^3 V$ and ρL^3 , respectively.

The number Π_{12} can be interpret as the ratio of geometric size H' to the characteristic length L , which indicates that geometric dimensions in any direction be scaled.

The number Π_{13} can be interpret as the ratio of displacement δ to characteristic length L , which means that the characteristic strain of the scaled model and the characteristic strain of the prototype remain unchanged.

The number Π_{14} and Π_{15} can be interpreted as invariance property of strain ε and angle θ for similarity. It should be noted that these two number are dimensionless in nature, which means that in any case of scaling they must be guaranteed to be constant.

As can be seen from the above analysis, the present dimensionless system has clear physical meaning and simple form. In particular, it contains two important dimensionless numbers, Johnson's damage number D_n and Zhao's response number R_n , so it can be used to measure the damage and response of the structure. In addition, it is more reasonable to express the other major physical quantities of impact problem through three physical quantities by the most essential density, length and velocity of impact structure. It is more complete than the VSG system for it can more represent the geometric size, strain, bending moment, impulse, angle, angular velocity and angular acceleration. Finally, it must be stated that dimensionless numbers Π_1 , Π_2 and Π_3

use the dynamic flow stress σ_d rather than static yield stress σ_0 , therefore, it is applicable to describe the time-dependent dynamic plastic behavior.

3. Scaling factors

Since the proposed DLV dimensionless system based on the density, the length and the speed, three scaling factors, density scaling factor β_ρ , geometric scaling factor β and speed scaling factor β_V are given, which is the same with VSG system.

For perfect similarity, all dimensionless numbers of the scaled model must be equal to the prototype, which leads

$$\frac{(\Pi_1)_m}{(\Pi_1)_p} = \frac{\beta_\rho \beta_V^2}{\beta_{\sigma_d}} = 1 \rightarrow \beta_{\sigma_d} = \beta_\rho \beta_V^2 \quad (9)$$

$$\frac{(\Pi_2)_m}{(\Pi_2)_p} = \frac{\beta_F}{\beta_\rho \beta^2 \beta_V^2} = 1 \rightarrow \beta_F = \beta_\rho \beta^2 \beta_V^2 \quad (10)$$

$$\frac{(\Pi_3)_m}{(\Pi_3)_p} = \frac{\beta_\Psi}{\beta_\rho \beta^3 \beta_V^2} = 1 \rightarrow \beta_\Psi = \beta_\rho \beta^3 \beta_V^2 \quad (11)$$

$$\frac{(\Pi_4)_m}{(\Pi_4)_p} = \frac{\beta_t \beta_V}{\beta} = 1 \rightarrow \beta_t = \beta / \beta_V \quad (12)$$

$$\frac{(\Pi_5)_m}{(\Pi_5)_p} = \frac{\beta_{\dot{\epsilon}} \beta}{\beta_V} = 1 \rightarrow \beta_{\dot{\epsilon}} = \beta_V / \beta \quad (13)$$

$$\frac{(\Pi_6)_m}{(\Pi_6)_p} = \frac{\beta_A \beta}{\beta_V^2} = 1 \rightarrow \beta_A = \beta_V^2 / \beta \quad (14)$$

$$\frac{(\Pi_7)_m}{(\Pi_7)_p} = \frac{\beta_{\dot{\theta}} \beta}{\beta_V} = 1 \rightarrow \beta_{\dot{\theta}} = \beta_V / \beta \quad (15)$$

$$\frac{(\Pi_8)_m}{(\Pi_8)_p} = \frac{\beta_{\ddot{\theta}} \beta^2}{\beta_V^2} = 1 \rightarrow \beta_{\ddot{\theta}} = \beta_V^2 / \beta^2 \quad (16)$$

$$\frac{(\Pi_9)_m}{(\Pi_9)_p} = \frac{\beta_E}{\beta_\rho \beta^3 \beta_V^2} = 1 \rightarrow \beta_E = \beta_\rho \beta^3 \beta_V^2 \quad (17)$$

$$\frac{(\Pi_{10})_m}{(\Pi_{10})_p} = \frac{\beta_I}{\beta_\rho \beta^3 \beta_V} = 1 \rightarrow \beta_I = \beta_\rho \beta^3 \beta_V \quad (18)$$

$$\frac{(\Pi_{11})_m}{(\Pi_{11})_p} = \frac{\beta_M}{\beta_\rho \beta^3} = 1 \rightarrow \beta_M = \beta_\rho \beta^3 \quad (19)$$

$$\frac{(\Pi_{12})_m}{(\Pi_{12})_p} = \frac{\beta_{H'}}{\beta} = 1 \rightarrow \beta_{H'} = \beta \quad (20)$$

$$\frac{(\Pi_{13})_m}{(\Pi_{13})_p} = \frac{\beta_\delta}{\beta} = 1 \rightarrow \beta_\delta = \beta \quad (21)$$

$$\frac{(\Pi_{14})_m}{(\Pi_{14})_p} = \beta_\varepsilon = 1 \quad (22)$$

and,

$$\frac{(\Pi_{15})_m}{(\Pi_{15})_p} = \beta_\theta = 1 \quad (23)$$

It is clear that Eq. (9)~(23) shows all physical quantity can be expressed by the three basic scaling factors of density scaling factor, β_ρ , geometric scaling factor, β , and speed scaling factor, β_V . Since the scaling factors of Eq. (9), Eq. (10), Eq. (12), Eq. (13), Eq. (14), Eq. (17), Eq. (19), Eq. (21), and Eq. (22) are the same with Table 2, just like VSG methodology, the DLV dimensionless system has the ability to deal with the non-scaling problems to take into account the strain-rate-sensitive material and different material in the prototype and the scaled model.

3. Verification

In this section, the three models of the crooked plates under axial impact, the clamped beam subject to impulsive velocity, and the clamped beam struck at mid span used to verify the property of the DLV dimensionless system to directly match the normalization equation of motion, normalization of the response equation, etc. of the

impact structure, and the ability to address non-scaling problems by the methods of equational analysis.

3.1. Crooked plates under axial impact

Consider the structure consist of two pre-bent plates, bolted at the top, clamped by two large blocks at the bottom, and subjected to an axial impact of a rigid mass, G , with initial velocity, V_0 . Each half plate has a length, L , a mass, m , and an initial angle of refraction, θ_0 . The dynamic behavior of the plate structure has two phases: the first phase lasts for a short time, and the initial kinetic energy of the striker is dissipated by the axial compression of the plate, as shown in Fig.1(a); the second phase is deformed to a four-hinge mechanism with four rigid half plates rotating around the plastic hinge, as shown in Fig.1(b). This structure has been studied in [21-23]-

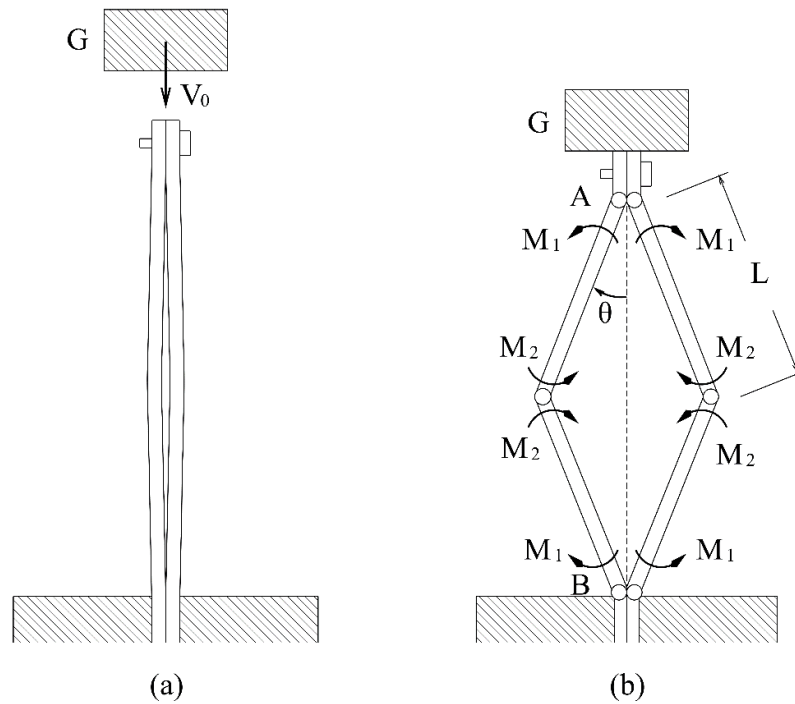


Fig. 1 Crooked plates under axial impact. (a) first phase of motion. (b) second phase of motion.

3.1.1. Formulation

Tam and Calladine [22] analyzed the process of first phase, the equation of motion in this phase can be obtained as,

$$V_0 - \frac{2N_p}{G} t = \left(\frac{3N_p}{Lm} \right)^{1/2} \frac{w_0^2}{L} \sinh \left(2 \left(\frac{3N_p}{Lm} \right)^{1/2} t \right) + \dot{c} \quad (24)$$

where, $N_p = \sigma_d A$ is an axial membrane force of half plate, σ_d is the dynamic flow stress, A is the cross-sectional area of half plate, w_0 is the horizontal displacement corresponding to the initial rotation θ_0 , i.e. $w_0 = L \sin \theta_0$, and \dot{c} is the shortening of contour length of plate.

Zhang and Yu [23] analyzed the process of second phase. When using the Lagrange's equation by taking θ as generalized coordinates, the differential equation of motion in this phase can be obtained as,

$$\ddot{\theta} + \frac{L^2 (m + G) (\sin \theta) (\cos \theta) \dot{\theta}^2 + (M_1 + M_2)}{L^2 [m/3 + (m + G) \sin^2 \theta]} = 0 \quad (25)$$

Where, M_1 and M_2 are the bending moments of the plastic hinge at points 1 and 2, respectively.

3.1.2. Nondimensionalization equation of motion

Firstly, we rewrite the equation of motion Eq.(24) of the first phase to a dimensionless form,

$$\begin{aligned} \frac{tV_0}{L} - 2 \frac{N_p}{\rho L^2 V_0^2} \cdot \frac{\rho L^3}{G} \cdot \left(\frac{tV_0}{L} \right)^2 = \\ \left(3 \frac{N_p}{\rho L^2 V_0^2} \cdot \frac{\rho L^3}{m} \right)^{1/2} \cdot \frac{tV_0}{L} \cdot \left(\frac{w_0}{L} \right)^2 \sinh \left(2 \left(3 \frac{N_p}{\rho L^2 V_0^2} \cdot \frac{\rho L^3}{m} \right)^{1/2} \cdot \frac{tV_0}{L} \right) + \frac{t\dot{c}}{L} \end{aligned} \quad (26)$$

It clearly reflects a functional relationship between the dimensionless numbers, Π_2 ,

Π_4 , Π_{11} and Π_{13} .

In the same way, we rewrite the second phase equation Eq.(25) as a dimensionless form,

$$\frac{\ddot{\theta} L^2}{V_0^2} + \frac{\left(\frac{m}{\rho L^3} + \frac{G}{\rho L^3} \right) (\sin \theta) (\cos \theta) \left(\frac{\dot{\theta} L}{V_0} \right)^2 + \left(\frac{M_1}{\rho L^3 V_0^2} + \frac{M_2}{\rho L^3 V_0^2} \right)}{\left[\frac{1}{3} \frac{m}{\rho L^3} + \left(\frac{m}{\rho L^3} + \frac{G}{\rho L^3} \right) \sin^2 \theta \right]} = 0 \quad (27)$$

It clearly reflects a functional relationship between the dimensionless numbers, Π_3 , Π_7 , Π_8 , Π_{11} and Π_{15} .

As can be seen from the above analysis, the DLV dimensionless system has the property to directly match the dimensionless equation of motion for a typical impact problem.

3.1.3. Scaling of the equation of motion

(1) First phase motion. For scaled model, Eq.(24) can be written as

$$(V_0)_m - \frac{2(N_p)_m}{G_m} t_m = \left(\frac{3(N_p)_m}{L_m m_m} \right)^{1/2} \frac{(w_0)_m^2}{L_m} \sinh \left(2 \left(\frac{3(N_p)_m}{L_m m_m} \right)^{1/2} t_m \right) + \dot{c}_m \quad (28)$$

Substituting the geometric factor β and density factor β_ρ to Eq.(28), it become

$$\begin{aligned} \beta_V (V_0)_p - \frac{2\beta_N (N_p)_p}{\beta_\rho \beta^3 G_p} \beta_t t_p \\ = \left(\frac{3\beta_N (N_p)_p}{\beta L_p \beta_\rho \beta^3 m_p} \right)^{1/2} \frac{\beta_{w_0}^2 (w_0)_p^2}{\beta L_p} \sinh \left(2 \left(\frac{3\beta_N (N_p)_p}{\beta L_p \beta_\rho \beta^3 m_p} \right)^{1/2} \beta_t t_p \right) + \beta_{\dot{c}} \dot{c}_p \end{aligned} \quad (29)$$

When dividing both sides of the equation by β_V , Eq.(29) can be rewritten as

$$(V_0)_p - \frac{\beta_N}{\beta_\rho \beta^2 \beta_V^2} \cdot \frac{2(N_p)_p}{G_p} \cdot \frac{\beta_t \beta_V}{\beta} t_p = \left(\frac{\beta_N}{\beta_\rho \beta^2 \beta_V^2} \cdot \frac{3(N_p)_p}{L_p m_p} \right)^{1/2} \cdot \frac{\beta_{w_0}^2 (w_0)_p^2}{\beta^2 L_p} \cdot \sinh \left(2 \left(\frac{\beta_N}{\beta_\rho \beta^2 \beta_V^2} \cdot \frac{3(N_p)_p}{L_p m_p} \right)^{1/2} \cdot \frac{\beta_t \beta_V}{\beta} t_p \right) + \frac{\beta_c}{\beta_V} \dot{c}_p \quad (30)$$

For complete similarity, Eq.(30) shows that the relations of scaling factor, $\beta_N = \beta_\rho \beta^2 \beta_V^2$, $\beta_t = \beta / \beta_V$, $\beta_{w_0} = \beta$, and $\beta_c = \beta_V$ must be satisfied. It can be seen that when the scaling factors of Eq.(10), Eq.(12) and Eq.(21) is used, the first phase motion can be completely scaled by the present DLV methodology.

Second phase motion. For scaled model, Eq.(25) can be written as

$$\ddot{\theta}_m + \frac{L_m^2 (m_m + G_m) (\sin \theta_m) (\cos \theta_m) \dot{\theta}_m^2 + ((M_1)_m + (M_2)_m)}{L_m^2 [m_m / 3 + (m_m + G_m) \sin^2 \theta_m]} = 0 \quad (31)$$

When substituting the geometric factor, β , and density factor, β_ρ , Eq.(31) become,

$$\beta_\theta \ddot{\theta}_m + \frac{\beta^2 L_m^2 \beta_\rho \beta^3 (m_m + G_m) (\sin \beta_\theta \theta_m) (\cos \beta_\theta \theta_m) \beta_\theta \dot{\theta}_m^2}{\beta^2 L_m^2 [\beta_\rho \beta^3 m_m / 3 + \beta_\rho \beta^3 (m_m + G_m) \sin^2 \beta_\theta \theta_m]} + \frac{(\beta_{M_1} (M_1)_m + \beta_{M_2} (M_2)_m)}{\beta^2 L_m^2 [\beta_\rho \beta^3 m_m / 3 + \beta_\rho \beta^3 (m_m + G_m) \sin^2 \beta_\theta \theta_m]} = 0 \quad (32)$$

When dividing both sides of the equation by β_V^2 / β^2 , Eq.(32) can be rewritten as

$$\frac{\beta_\theta \beta^2}{\beta_V^2} \ddot{\theta}_m + \frac{\beta_\theta \beta^2}{\beta_V^2} \cdot \frac{L_m^2 (m_m + G_m) (\sin \beta_\theta \theta_m) (\cos \beta_\theta \theta_m) \dot{\theta}_m^2}{L_m^2 [m_m / 3 + (m_m + G_m) \sin^2 \beta_\theta \theta_m]} + \frac{\beta_{M_1}}{\beta_\rho \beta^3 \beta_V^2} \cdot \frac{(M_1)_m}{L_m^2 [m_m / 3 + (m_m + G_m) \sin^2 \beta_\theta \theta_m]} + \frac{\beta_{M_2}}{\beta_\rho \beta^3 \beta_V^2} \cdot \frac{(M_2)_m}{L_m^2 [m_m / 3 + (m_m + G_m) \sin^2 \beta_\theta \theta_m]} = 0 \quad (33)$$

For complete similarity, Eq.(33) shows that the relations of scaling factor, $\beta_{\bar{\theta}} = \beta_V^2 / \beta^2$, $\beta_{\theta} = \beta_V / \beta$, $\beta_{\theta} = 1$, $\beta_{M_1} = \beta_\rho \beta^3 \beta_V^2$, and $\beta_{M_2} = \beta_\rho \beta^3 \beta_V^2$ must be satisfied.

It can be seen that when the scaling factors of Eq.(16), Eq.(15), Eq.(23) and Eq.(11) is used, the second phase motion can be completely scaled by the present DLV methodology.

From the above analysis, the DLV dimensionless system is shown to have the ability to address non-scaling problems of the crooked plates. In Ref. [24], [13], and [25], it is good to know that the two phases similarity of crooked plates using strain-rate-sensitive material and different materials between the scaled model and the prototype have been verified in detail by these scaling factors.

3.2. Clamped beam subject to impulsive velocity

The second impacted structure to be verified is shown in Fig.2, a rectangular cross-section clamped beam on the entire span with an initial velocity, V_0 . The beam has the length of entire span, $2L$ and height, H .

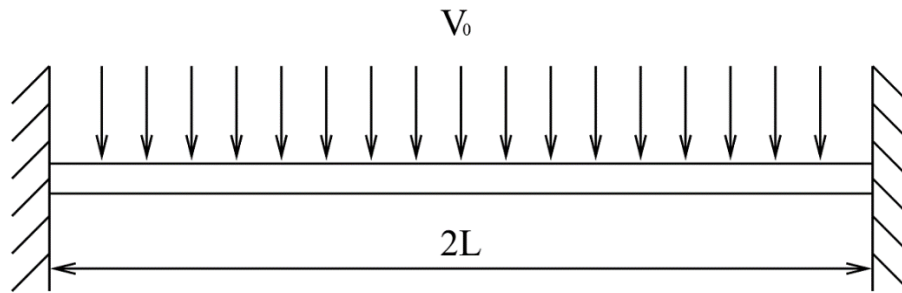


Fig. 2 A clamped beam subject to impulsive velocity.

3.2.1. Formulation

Jones [26] carried out theoretical research on the model based on a perfectly plastic material and taking into account the influence of finite displacements. The final maximum displacement of dimensionless at the mid-span is given by

$$\frac{W_f}{H} = \frac{1}{2} \left[\left(1 + \frac{3\rho V_0^2 L^2}{\sigma_d H^2} \right)^{1/2} - 1 \right] \quad (34)$$

where σ_d is dynamic flow stress.

As for the average strain rate, Jones[26] adopted the following form,

$$\dot{\epsilon} = \frac{V_0 W_f}{3\sqrt{2}L^2} \quad (35)$$

3.2.2. Nondimensionalization and scaling the response equation

Firstly, we rewrite the response equation of Eq.(34) to a dimensionless form,

$$\frac{W_f}{L} = \frac{1}{2} \cdot \frac{H}{L} \left[\left(1 + 3 \frac{\rho V_0^2}{\sigma_d} \cdot \left(\frac{L}{H} \right)^2 \right)^{1/2} - 1 \right] \quad (36)$$

It clearly reflects a functional relationship between the dimensionless numbers, Π_{13} , Π_{12} , and Π_1 .

Secondly, for the scaled model, Eq.(34) can be written as

$$\frac{(W_f)_m}{H_m} = \frac{1}{2} \left[\left(1 + \frac{3\rho_m (V_0)_m^2 L_m^2}{(\sigma_d)_m H_m^2} \right)^{1/2} - 1 \right] \quad (37)$$

Substituting the geometric factor β and density factor β_ρ , Eq.(37) become,

$$\begin{aligned} \frac{(W_f)_m}{H_m} &= \frac{1}{2} \left[\left(1 + \frac{3\beta_\rho \rho_p \beta_V^2 (V_0)_p^2 \beta^2 L_p^2}{\beta_{\sigma_d} (\sigma_d)_p \beta^2 H_p^2} \right)^{1/2} - 1 \right] \\ &= \frac{1}{2} \left[\left(1 + \frac{\beta_\rho \beta_V^2}{\beta_{\sigma_d}} \cdot \frac{3\rho_p (V_0)_p^2 L_p^2}{(\sigma_d)_p H_p^2} \right)^{1/2} - 1 \right] \end{aligned} \quad (38)$$

For complete similarity, Eq.(38) shows that the relations of scaling factor, $\sigma_d = \beta_\rho \beta_V^2$, and, $\beta_{W_f} = \beta$, must be satisfied. It can be seen that when the scaling factors of Eq.(9) and Eq.(21) is used, the structural response can be completely scaled by the present DLV methodology.

3.2.3. Nondimensionalization and scaling of the strain-rate equation

Firstly, we rewrite the strain rate equation of Eq.(35) to dimensionless form,

$$\frac{\dot{\epsilon}L}{V_0} = \frac{1}{3\sqrt{2}} \cdot \frac{W_f}{L} \quad (39)$$

It clearly reflects a functional relationship between the dimensionless numbers, Π_5 , and Π_{21} .

Secondly, for the scaled model, Eq.(35) can be written as

$$\dot{\epsilon}_m = \frac{(V_0)_m (W_f)_m}{3\sqrt{2}L_m^2} \quad (40)$$

Substituting the geometric factor β , Eq.(40) become,

$$\dot{\epsilon}_m = \frac{\beta_V (V_0)_p \beta_{W_f} (W_f)_p}{3\sqrt{2}\beta^2 L_p^2} = \frac{\beta_V}{\beta} \cdot \frac{\beta_{W_f}}{\beta} \cdot \frac{(V_0)_p (W_f)_p}{3\sqrt{2}L_p^2} \quad (41)$$

Obviously, for complete similarity, Eq.(41) shows that the relations of scaling factor, $\beta_{W_f} = \beta$, and, $\beta_\epsilon = \beta_V/\beta$, must be satisfied. It can be seen that when the scaling factors of Eq.(21) and Eq.(13) is used, the strain rate can be completely scaled by the present DLV methodology.

From the above analysis, the DLV dimensionless system is shown to have the ability to address non-scaling problems of the beam structure. In Ref. [24], [13] and [25], it is good to know that the similarity of beam considering strain-rate-sensitive and different material have been verified in detail by these scaling factors.

3.3. Clamped beam struck at mid span

The third structure we studied is a rectangular cross-section beam struck at mid span

by a mass with an initial velocity, V_0 , as shown in Fig. 3. The beam has the length of entire span, $2L$, width, B , and height, H .

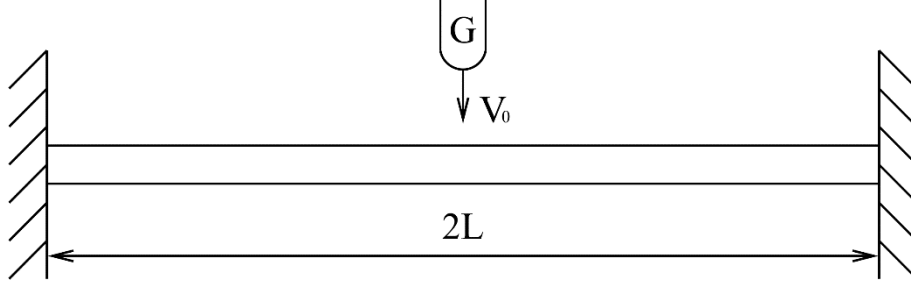


Fig. 3. A clamped beam subject to impact mass.

3.3.1. Formulation

The theoretical solution of beam struck at any point on the span was put forward by Liu and Jones [27]. They identified different phases of beam motion and taken into account the finite displacement effects. It is also assumed that the film force keeps constant throughout the span and the material is ideal plastic. In order to simplify the problem, only the case of struck at mid is considered, and the final displacement, w_f , at the loading point expressed as,

$$\frac{W_f}{H} = \frac{H}{2L} \left[\left(1 + \frac{2GV_0^2 L}{BH^3 \sigma_d} \right)^{1/2} - 1 \right] \quad (42)$$

As for true equivalent strain, Alves and Jones [27] give the results as follows,

$$\varepsilon_{eq} = \begin{cases} \sqrt{\left[\frac{3}{2} \left(\frac{1+r^2}{\gamma} \right)^2 W_H \right]^2 + \left(\frac{4kW_H}{\sqrt{3}\gamma} \right)^2}, & \text{for } W_f / H \leq 1 \\ \sqrt{\left[\left(\frac{1+r^2}{\gamma} \right)^2 \cdot \frac{(W_H^2 + 5)}{4} \right]^2 + \left(\frac{4kW_H}{\sqrt{3}\gamma} \right)^2}, & \text{for } W_f / H > 1 \end{cases} \quad (43)$$

where $\gamma = L_1/H$, $r = L_1/L_2$, $W_H = W_f/H$, and k' is a dimensionless constant that considers the influence of transverse shear and assumed to be the same for different material in here. In the present work, $L_1 = L_2 = L$, $\gamma = L/H$, and $r = 1$, Eq.(43) reduces to

$$\varepsilon_{eq} = \begin{cases} \sqrt{\left(\frac{6W_H}{\gamma^2}\right)^2 + \left(\frac{4k}{\sqrt{3}} \cdot \frac{W_H}{\gamma}\right)^2}, & \text{for } W_f / H \leq 1 \\ \sqrt{\left[\left(\frac{W_H}{\gamma}\right)^2 + \frac{5}{\gamma^2}\right]^2 + \left(\frac{4k}{\sqrt{3}} \cdot \frac{W_H}{\gamma}\right)^2}, & \text{for } W_f / H > 1 \end{cases} \quad (44)$$

The equivalent strain rate used is the same adopted in Alves and Jones [27], when assuming that the maximum strain rate occurs when $\dot{W} = V_0/2$, approximately, so yield

$$\dot{\varepsilon}_{eq} = \begin{cases} \frac{V_0}{L} \sqrt{\frac{9}{8} \left(\frac{1+r^2}{\gamma}\right)^2 + \frac{8}{3} k^2}, & \text{for } W_f / H \leq 1 \\ \frac{V_0}{L} \sqrt{\frac{1}{8} \left(\frac{1+r^2}{\gamma}\right)^2 \cdot W_H^2 + \frac{8}{3} k^2}, & \text{for } W_f / H > 1 \end{cases} \quad (45)$$

In the present work, Eq.(45) reduces to

$$\dot{\varepsilon}_{eq} = \begin{cases} \frac{V_0}{L} \left[\frac{9}{2} \left(\frac{H}{L}\right)^2 + \frac{8k^2}{3} \right]^{1/2}, & \text{for } W_f / H \leq 1 \\ \frac{V_0}{L} \left[\frac{1}{4} \left(\frac{W_f}{L}\right)^2 + \frac{8k^2}{3} \right]^{1/2}, & \text{for } W_f / H > 1 \end{cases} \quad (46)$$

3.3.2. Nondimensionalization and scaling the response equation

Firstly, we rewrite the response equation of Eq.(42) to dimensionless form,

$$\begin{aligned} \frac{W_f}{L} &= \frac{1}{2} \cdot \left(\frac{H}{L}\right)^2 \cdot \left[\left(1 + \frac{2\rho V_0^2}{\sigma_d} \left(\frac{L}{H}\right)^2 \frac{L}{B} \cdot \frac{G}{\rho L^3} \cdot \frac{L}{H} \right)^{1/2} - 1 \right] \\ &= \frac{1}{2} \cdot \left(\frac{H}{L}\right)^2 \cdot \left[\left(1 + \frac{2\rho V_0^2}{\sigma_d} \left(\frac{L}{H}\right)^2 \frac{L}{B} \cdot \frac{G}{\rho L^3} \cdot \frac{L}{H} \right)^{1/2} - 1 \right] \end{aligned} \quad (47)$$

It clearly reflects a functional relationship between the dimensionless numbers, Π_{13} , Π_3 and Π_{12} .

Secondly, we scaled the response equation. For scaled model, Eq.(47) can be written

as

$$\frac{(W_f)_m}{L_m} = \frac{H_m}{2L_m} \left[\left(1 + \frac{2G_m (V_0)_m^2 L_m}{B_m H_m^3 (\sigma_d)_m} \right)^{1/2} - 1 \right] \quad (48)$$

Substituting the geometric factor β and density factor β_ρ , Eq.(48) become,

$$\begin{aligned} \frac{(W_f)_m}{L_m} &= \frac{\beta H_p}{2\beta L_p} \left[\left(1 + \frac{2\beta_\rho \beta^3 G_p \beta_V^2 (V_0)_p^2 \beta L_p}{\beta B_p \beta^3 H_p^3 \beta_{\sigma_d} (\sigma_d)_p} \right)^{1/2} - 1 \right] \\ &= \frac{H_p}{2L_p} \left[\left(1 + \frac{\beta_\rho \beta_V^2}{\beta_{\sigma_d}} \cdot \frac{2G_p (V_0)_p^2 L_p}{B_p H_p^3 (\sigma_d)_p} \right)^{1/2} - 1 \right] \end{aligned} \quad (49)$$

For complete similarity, Eq.(49) shows that the relations of scaling factor, $\sigma_d = \beta_\rho \beta_V^2$, and, $\beta_{W_f} = \beta$, must be satisfied. It can be seen that when the scaling factors of Eq.(9) and Eq.(21) is used, the structural response can be completely scaled by the present DLV methodology.

3.3.3. Nondimensionalization and scaling the strain equation and the strain-rate equation

Firstly, we rewrite the strain equation of Eq.(44) to dimensionless form,

$$\varepsilon_{eq} = \begin{cases} \sqrt{\left(6 \cdot \frac{w_f}{L} \cdot \frac{H}{L} \right)^2 + \left(\frac{4k}{\sqrt{3}} \cdot \frac{w_f}{L} \right)^2}, & \text{for } \frac{w_f}{L} \cdot \frac{L}{H} \leq 1 \\ \sqrt{\left[\left(\frac{w_f}{L} \right)^2 + 5 \left(\frac{H}{L} \right)^2 \right]^2 + \left(\frac{4k}{\sqrt{3}} \cdot \frac{w_f}{L} \right)^2}, & \text{for } \frac{w_f}{L} \cdot \frac{L}{H} > 1 \end{cases} \quad (50)$$

It clearly reflects a functional relationship between the dimensionless numbers, Π_{14} , Π_{13} , and Π_{12} .

Secondly, we rewrite the strain rate equation of Eq.(46) to dimensionless form,

$$\frac{\dot{\varepsilon}_{eq} L}{V_0} = \begin{cases} \left[\frac{9}{2} \left(\frac{H}{L} \right)^2 + \frac{8k^2}{3} \right]^{1/2}, & \text{for } \frac{W_f}{L} \cdot \frac{L}{H} \leq 1 \\ \left[\frac{1}{4} \left(\frac{W_f}{L} \right)^2 + \frac{8k^2}{3} \right]^{1/2}, & \text{for } \frac{W_f}{L} \cdot \frac{L}{H} > 1 \end{cases} \quad (51)$$

It clearly reflects a functional relationship between the dimensionless numbers, Π_5 , Π_{12} , and Π_{13} .

As can be seen from the above two analysis, the DLV dimensionless system has the property to directly match with the dimensionless equation of strain and the dimensionless equation of strain rate in the beam.

Thirdly, we scaled the train equation. For scaled model, Eq.(44) can be written as

$$(\varepsilon_{eq})_m = \begin{cases} \sqrt{\left(6 \cdot \frac{(W_f)_m}{L_m} \cdot \frac{H_m}{L_m} \right)^2 + \left(\frac{4k}{\sqrt{3}} \cdot \frac{(W_f)_m}{L_m} \right)^2}, & \text{for } \frac{(W_f)_m}{H_m} \leq 1 \\ \sqrt{\left[\left(\frac{(W_f)_m}{L_m} \right)^2 + 5 \left(\frac{H_m}{L_m} \right)^2 \right]^2 + \left(\frac{4k}{\sqrt{3}} \cdot \frac{(W_f)_m}{L_m} \right)^2}, & \text{for } \frac{(W_f)_m}{H_m} > 1 \end{cases} \quad (52)$$

Obviously, for complete similarity, Eq.(52) shows that the relations of scaling factor, $\beta_{W_f} = \beta$, and, $\beta_{\varepsilon_{eq}} = 1$, must be satisfied. It can be seen that when the scaling factors of Eq.(21) and Eq.(22) is used, the strain can be completely scaled by the present DLV methodology.

Finally, we scaled the strain rate equation. For scaled model, Eq.(46) can be written as

$$\left(\dot{\varepsilon}_{eq}\right)_m = \begin{cases} \frac{(V_0)_m}{L_m} \left[\frac{9}{2} \left(\frac{H_m}{L_m} \right)^2 + \frac{8k^2}{3} \right]^{1/2}, & \text{for } \frac{(w_f)_m}{H_m} \leq 1 \\ \frac{(V_0)_m}{L_m} \left[\frac{1}{4} \left(\frac{(W_f)_m}{L_m} \right)^2 + \frac{8k^2}{3} \right]^{1/2}, & \text{for } \frac{(w_f)_m}{H_m} > 1 \end{cases} \quad (53)$$

Substituting the geometric factor, β , Eq.(53) become,

$$\begin{aligned} \left(\dot{\varepsilon}_{eq}\right)_m &= \begin{cases} \frac{\beta_V (V_0)_p}{\beta L_p} \left[\frac{9}{2} \left(\frac{\beta H_p}{\beta L_p} \right)^2 + \frac{8k^2}{3} \right]^{1/2}, & \text{for } \frac{\beta_{W_f} (W_f)_p}{\beta H_p} \leq 1 \\ \frac{\beta_V (V_0)_p}{\beta L_p} \left[\frac{1}{4} \left(\frac{\beta_{W_f} (W_f)_p}{\beta L_p} \right)^2 + \frac{8k^2}{3} \right]^{1/2}, & \text{for } \frac{\beta_{W_f} (W_f)_p}{\beta H_p} > 1 \end{cases} \\ &= \frac{\beta_V}{\beta} \begin{cases} \frac{(V_0)_p}{L_p} \left[\frac{9}{2} \left(\frac{H_p}{L_p} \right)^2 + \frac{8k^2}{3} \right]^{1/2}, & \text{for } \frac{\beta_{W_f}}{\beta} \cdot \frac{(W_f)_p}{H_p} \leq 1 \\ \frac{(V_0)_p}{L_p} \left[\frac{1}{4} \left(\frac{\beta_{W_f}}{\beta} \cdot \frac{(W_f)_p}{L_p} \right)^2 + \frac{8k^2}{3} \right]^{1/2}, & \text{for } \frac{\beta_{W_f}}{\beta} \cdot \frac{(W_f)_p}{H_p} > 1 \end{cases} \end{aligned} \quad (54)$$

Obviously, for complete similarity, Eq.(54) shows that the relations of scaling factor, $\beta_{W_f} = \beta$, and, $\beta_{\varepsilon_{eq}} = \beta_V/\beta$, must be satisfied. It can be seen that when the scaling factors of Eq.(21) and Eq.(13) is used, the strain rate can be completely scaled by the present DLV methodology.

From the above analysis, the DLV dimensionless system is shown to have the ability to address non-scaling problems of the beam structure. In Ref. [13] and [25], it is good to know that the similarity of beam considering strain-rate-sensitive and different material have been verified in detail by these scaling factors.

4. Conclusions

A new group of dimensionless numbers DLV is suggested here in order to represent scaled behavior of impacted structures. It is obtained by means of Buckingham Π theorem with Density-Length-Velocity as the essential basis. Compared with the previous dimensionless quantities, this group of numbers overcomes main defects of the previous dimensionless systems.

Firstly, 15 dimensionless numbers are defined, which has definite physical meaning and concise expression. Two important dimensionless numbers, Johnson's damage number D_n , and Zhao's response number, R_n , which can be used to measure the damage and response of the impacted structure, are naturally included.

In addition, the three essential basis is used to present other physical quantities. This means that the behavior of the scaled model can match that of the prototype to overcome the non-scaling problems exist in MLT methodology arising from different material and strain-rate-sensitive between the prototype and the model. This ability is demonstrated by three theoretical models by means of the equation analysis.

Compared with the present VSG system, the DLV system derives the same scaling factors based on essential basis of density, length, and velocity. Moreover, the advantage of DLV reflect in two aspects: (1) the property to directly express the dynamic plastic response of the impacted structure, i.e. nondimensionalize the motion equation and response equation, which is a big problem in the VSG system. (2) The DLV system has the ability to represents geometric size, bending moment strain, angle, angular velocity, angular acceleration, which will be more completeness than the VSG system.

In brief, because of its simple, clear and efficient properties in comparison to previous dimensionless number system, the DLV (Density-Length-Velocity) dimensionless number system is suggested to be the alternative system that represents the scaled behavior of structures under impact loads.

5. Acknowledgements

The authors would like to acknowledge LIU Xiaochuan, Liu Jijun and HUI Xulong

for their valuable discussion with the verification models.

References:

- [1] N. Jones, Structural Impact, Cambridge University Press; Cambridge University Press [Distributor] 2011.
- [2] E. Booth, D. Collier, J. Miles, Impact scalability of plated steel structures, Structural Crashworthiness, ed, Butterworths 1983. pp. 136–74.
- [3] E.B.G.A. Davies., Structural impact and crashworthiness, Elsevier Applied Science 1984.
- [4] N. JONES, W. Jouri, R. Birch, ON THE SCALING OF SHIP COLLISION DAMAGE, International Congress on Marine Technology, 3rd, Athens, Greece, 1984, pp. 287–94 (1984).
- [5] P. Jiang, C.J. Tian, R.Z. Xie, D.S. Meng, Experimental investigation into scaling laws for conical shells struck by projectiles, INT J IMPACT ENG, (2004) 1284-1298.
- [6] O.K. Schleyer, S.S. Hsu, M.D. White, Scaling of pulse loaded mild steel plates with different edge restraint, INT J MECH SCI, (2004) 1267-1287.
- [7] P. Jiang, W. Wang, G.J. Zhang, Size effects in the axial tearing of circular tubes during quasi-static and impact loadings, INT J IMPACT ENG, (2005) 2048-2065.
- [8] I.M.I.C. Snyman, Impulsive loading events and similarity scaling., ENG STRUCT, (2010) 886-896.
- [9] F.G. L., Replica model scaling for high strain-rate events, INT J IMPACT ENG, (1995) 571-583.
- [10] M. Y., A method for scaling ballistic penetration phenomena, INT J IMPACT ENG, (1997) 821-829.
- [11] Y.L.Y. By Li, Y.Z.Y. Zhang, P.X.P. Xue, Study of Similarity Law for Bird Impact on Structure, CHINESE J AERONAUT, (2008) 512-517.
- [12] R.E. Oshiro, M. Alves, Scaling impacted structures, ARCH APPL MECH, 74 (2004) 130-145.
- [13] R.E. Oshiro, M. Alves, Scaling of structures subject to impact loads when using a power law constitutive equation, International Journal of Solids & Structures, 46 (2009) 3412-3421.
- [14] R.E. Oshiro, M. Alves, Predicting the behaviour of structures under impact loads using geometrically distorted scaled models, Journal of the Mechanics & Physics of Solids, 60 (2012) 1330-1349.
- [15] L.M. Mazzariol, R.E. Oshiro, M. Alves, A method to represent impacted structures using scaled models made of different materials, INT J IMPACT ENG, 90 (2016) 81-94.
- [16] M. Alves, R.E. Oshiro, M.A.G. Calle, L.M. Mazzariol, Scaling and Structural Impact ☆, Procedia Engineering, 173 (2017) 391-396.
- [17] E. Buckingham, The principle of similitude, NATURE, 95 (1915) 244-255.
- [18] E. Buckingham, On Physically Similar Systems; Illustrations of the Use of Dimensional Equations, Physical Review, 4 (1914) 345-376.
- [19] W. Johnson, Impact strength of materials, Edward Arnold 1972.
- [20] Y.P. Zhao, Suggestion of a new dimensionless number for dynamic plastic response of beams and plates, ARCH APPL MECH, 68 (1998) 524-538.
- [21] C.R. Calladine, R.W. English, Strain-rate and inertia effects in the collapse of two types of energy-absorbing structure, INT J MECH SCI, 26 (1984) 689-701.
- [22] L. L. Tam, C. R. Calladine, Inertia and strain-rate effects in a simple plate-structure under impact loading, INT J IMPACT ENG, 11 (1991) 349-377.
- [23] T.G. Zhang, T.X. Yu, A note on a ‘velocity sensitive’ energy-absorbing structure, INT J IMPACT

ENG, 8 (1989) 43-51.

[24] R.E. Oshiro, M. Alves, Scaling impacted structures, ARCH APPL MECH, 74 (2004) 130-145.

[25] M. Alves, R.E. Oshiro, Scaling impacted structures when the prototype and the model are made of different materials, International Journal of Solids & Structures, 43 (2006) 2744-2760.

[26] N. Jones, Structural impact, Science Progress (1933-), 78 (1995) 89-118.

[27] J.H. Liu, N. Jones, Dynamic response of a rigid plastic clamped beam struck by a mass at any point on the span, International Journal of Solids & Structures, 24 (1988) 251-270.