

Exact Distributions of Currents and Frenesy for Markov Bridges

Édgar Roldán¹ and Pierpaolo Vivo²

¹*ICTP - The Abdus Salam International Centre for Theoretical Physics, Strada Costiera 11, 34151 Trieste, Italy*

²*Department of Mathematics, King's College London, Strand, London WC2R 2LS, United Kingdom*

(Dated: May 17, 2022)

We consider discrete-time Markov bridges, chains whose initial and final states coincide. We derive an exact finite-time formula for the full probability distribution of additive functionals of trajectories. We apply our theory to time-integrated currents and frenesy of enzymatic reactions, which may include absolutely irreversible transitions. The numerical simulations are in perfect agreement with our theory, which is further discussed in the light of known uncertainty relations.

I. INTRODUCTION

Cutting-edge advances in physics and nanotechnology have paved the way in recent years to the quantitative analysis of fluctuation phenomena at mesoscopic scales. Important examples are the direct observation of molecular motors' stepping [1], quantized charge transport in single-electron devices [2], rotation of synthetic mesoscopic machines [3], etc. Most non-equilibrium phenomena at small scales can be faithfully represented by Markov processes [4]. In these models, the state of a system (e.g. active/inactive molecule) at a given time t is described at a coarse-grained level by a discrete random variable (e.g. $X_t = \{1, 2, \dots\}$) that changes its value at random times corresponding to transitions between different configurations (e.g. activation/deactivation of a molecule). Understanding fluctuations of thermodynamic quantities associated with a given *trajectory* (sequence of recordings) of a Markov process is one of the central goals of the emerging field of stochastic thermodynamics [5–10].

Recently, two different frameworks have established new universal thermodynamic properties of systems obeying Markovian dynamics, based on large deviations [11, 12] and martingale theory [13, 14]. The large deviations approach has been instrumental in providing universal *inequalities* for the uncertainty of time-integrated currents in both discrete and continuous processes. The so called "thermodynamic uncertainty relations" [15–30], which have become the bread and butter of dozens of colleagues, provide only bounds for finite-time momenta. The martingale approach has instead led to universal *equalities*, which are however so far limited to a reduced set of thermodynamic currents [31–36]. The approach we put forward — inspired by the full counting statistics method from mesoscopic physics [37] — is very general, provides exact equalities for any finite time for a broad class of functionals, and is computationally inexpensive.

In this article, we derive an exact formula – Eq. (7) – for the distribution of additive functionals of Markov chains obeying a specific constraint, namely Markov bridges. These are chains of finite length whose initial and final states coincide. For Markov bridges that may include absolutely irreversible transitions, our formula provides the exact distribution for a broad class of functionals, for instance:

- **Time-integrated currents**, which we simply call "currents". These are functionals that change sign under time reversal of the trajectory. Examples: (i) the

current between states x and x' , given by the number of jumps $x \rightarrow x'$ minus the number of jumps $x' \rightarrow x$; (ii) any linear combination of currents between pairs of states in a network.

- **Frenetic quantities**, functionals that are invariant under time reversal of the trajectory. A paradigmatic example is given by the total number of jumps between any two different states in a network, which we simply call "frenesy" [38–41]. This quantity is often referred to as "traffic" or "activity".

The study of bridges and constrained stochastic processes has a long history and many applications [42–56]. However, the discrete-time and discrete-space Markov setting is much less developed, especially in the context of stochastic thermodynamics. The analytical progress that we achieve in this work is especially welcome in the study of systems with absolutely irreversible transitions [57–59], which are notoriously harder to attack analytically. These kinds of systems are ubiquitous in e.g. biological processes, where biochemical and physiological reactions can often spontaneously occur only in one specific direction [60–65].

In the following, we present the derivation of our main formula, a quick appetizer on uncertainty relations related to our work, and results for two examples: (i) a unicyclic enzymatic reaction; and (ii) a chemically-driven molecular motor with one absolutely irreversible transition.

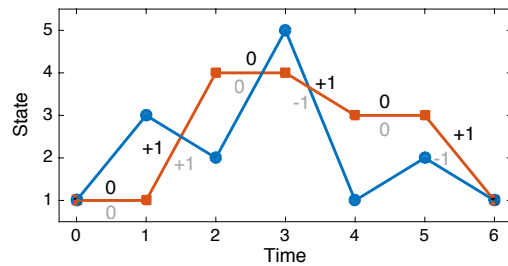


FIG. 1. Illustration of two Markov bridges starting at time $T = 0$ and ending at time $T = 6$ in state 1. For the red curve, we add (top black) the frenetic counter, which increases by one every time the system jumps between any two different states. For the same curve we add (bottom grey) the clockwise current counter, which increases (decreases) by one every time the system jumps from $x' > x$ ($x < x'$).

II. THEORY

In this section, we develop our theory for the distribution of additive functionals for Markov bridges. We consider stationary discrete-time Markov chains of $T \geq 1$ steps defined over $K > 1$ states. The probability to observe a trajectory $\omega_T \equiv (X_0, X_1, \dots, X_T)$, where each X_t ($0 \leq t \leq T$) belongs to the finite alphabet $\xi = \{x_1, \dots, x_K\}$, is given by

$$P(\omega_T) = p(X_0)\pi(X_1|X_0) \cdots \pi(X_T|X_{T-1}). \quad (1)$$

Here, $p(X_0)$ is the probability of the initial state X_0 , and $\pi(x|x')$ — arranged in the transition matrix $(\pi)_{x,x'}$ — denotes the conditional probability of jumping from state x' to state x . A *Markov bridge* (MB) is a Markov chain constrained to terminate in the initial state (i.e. $X_0 = X_T$). The probability to observe a trajectory of a Markov bridge reads

$$P_{\text{MB}}(\omega_T) = N_T^{-1} p(X_0)\pi(X_1|X_0) \cdots \pi(X_T|X_{T-1})\delta_{X_T, X_0}, \quad (2)$$

where $\delta_{\alpha,\beta}$ is the Kronecker delta. The constant N_T ensures that the probability is correctly normalized, $\sum_{\omega_T} P_{\text{MB}}(\omega_T) = 1$, where $\sum_{\omega_T} \equiv \sum_{X_0} \sum_{X_1} \cdots \sum_{X_T}$ with all sums running over the finite alphabet $X_i \in \xi$. The inclusion of the bridge condition will provide a decisive technical advantage towards exact finite-time calculations, as we show below.

Our interest is to provide exact finite-time statistics for additive Markov functionals of the form

$$\Gamma(\omega_T) = \sum_{t=0}^{T-1} \gamma(X_t, X_{t+1}), \quad (3)$$

with the *counter* $\gamma(x', x) \in \mathbb{Z}$ for all x, x' . We note that $\Gamma(\omega_T) \in \mathbb{Z}$ is a random variable that depends on the full trajectory ω_T . Denoting by $\Theta\omega_T$ the time-reversed trajectory — if allowed — key interesting physical examples of additive functionals are

- Time-integrated currents, which obey $\gamma(x', x) = -\gamma(x, x')$, and are thus odd under time reversal $\Gamma(\omega_T) = -\Gamma(\Theta\omega_T)$.
- Frenetic quantities, obeying $\gamma(x', x) = \gamma(x, x')$ that are invariant under time reversal $\Gamma(\omega_T) = \Gamma(\Theta\omega_T)$.

For instance, in Fig. 1 we show the frenetic counter $\gamma(x', x) = 1 - \delta_{x',x}$ and the clockwise current counter $\gamma(x', x) = \theta(x - x') - \theta(x' - x)$, with $\theta(y) = 1$ if $y > 0$ and $\theta(y) = 0$ if $y \leq 0$.

The probability distribution of any $\Gamma(\omega_T)$ is

$$P(\Gamma_T) \equiv \Pr[\Gamma(\omega_T) = \Gamma_T] = \sum_{\omega_T} P_{\text{MB}}(\omega_T)\delta_{\Gamma(\omega_T), \Gamma_T}. \quad (4)$$

As noted above, we consider only functionals that can take integer values, i.e. $\Gamma_T \in \mathbb{Z}$. Introducing the well-known integral representation for the Kronecker delta, $\delta_{a,b} =$

$(1/2\pi) \int_0^{2\pi} dk e^{ik(a-b)}$, with i the imaginary unit and a, b integers, we obtain

$$P(\Gamma_T) = N_T^{-1} \int_0^{2\pi} \frac{dk}{2\pi} e^{ik\Gamma_T} \sum_{X_T} \sum_{X_{T-1}} \pi_k(X_T|X_{T-1}) \cdots \sum_{X_1} \pi_k(X_2|X_1) \sum_{X_0} \hat{\pi}_k(X_1|X_0)\delta_{X_0, X_T}, \quad (5)$$

where $\pi_k(x|x') \equiv \pi(x|x')e^{-ik\gamma(x',x)}$ and $\hat{\pi}_k(x|x') \equiv p(x')\pi(x|x')e^{-ik\gamma(x',x)}$. Using the Kronecker delta δ_{X_0, X_T} to kill the sum over X_T we can rewrite (5) as

$$P(\Gamma_T) = N_T^{-1} \int_0^{2\pi} \frac{dk}{2\pi} e^{ik\Gamma_T} \sum_{X_0} \sum_{X_{T-1}} \cdots \sum_{X_1} \pi_k(X_0|X_{T-1}) \pi_k(X_{T-1}|X_{T-2}) \cdots \pi_k(X_2|X_1)\hat{\pi}_k(X_1|X_0), \quad (6)$$

where — in a way vaguely reminiscent of the *transfer matrix* approach to partition functions in disordered systems [66] — the multiple sum is now readily recognized as a trace of the product of T matrices, using $\text{Tr}(A_1 \cdots A_m) = \sum_{\ell} \sum_{j_1} \cdots \sum_{j_{m-1}} (A_1)_{\ell, j_1} (A_2)_{j_1, j_2} \cdots (A_m)_{j_{m-1}, \ell}$.

Spelling this out in detail, we arrive at the cornerstone of this work, an analytical expression for the finite time distribution of additive functionals

$$P(\Gamma_T) = \int_0^{2\pi} \frac{dk}{2\pi} e^{ik\Gamma_T} \frac{\text{Tr} \left[\pi_k^{T-1} \hat{\pi}_k \right]}{\text{Tr} \left[\pi_0^{T-1} \hat{\pi}_0 \right]}. \quad (7)$$

Here, Tr is the matrix trace, and the $K \times K$ matrices π and $\hat{\pi}$ have elements $(\pi_k)_{x,x'} = \pi_k(x|x')$ and $(\hat{\pi}_k)_{x,x'} = \hat{\pi}_k(x|x')$, respectively. The *tilted matrix* π_k is a key object in the $T \rightarrow \infty$ theory of large deviations for Markov functionals [11], but here we make the most of it to extract *finite time* statistics.

Further simplifications can be achieved if the initial probability $p(X_0)$ is uniform over all states, $p(X_0) = 1/K$. In this case, the matrices π_k and $\hat{\pi}_k$ are proportional to each other, and Eq. (5) simply reads

$$P(\Gamma_T) = \int_0^{2\pi} \frac{dk}{2\pi} e^{ik\Gamma_T} \frac{\text{Tr} \left[\pi_k^T \right]}{\text{Tr} \left[\pi_0^T \right]} = \int_0^{2\pi} \frac{dk}{2\pi} e^{ik\Gamma_T} \frac{\sum_i \lambda_i^T(k)}{\sum_i \lambda_i^T(0)}, \quad (8)$$

where $\lambda_i(k)$ with $i = 1, \dots, K$ are the K eigenvalues of the tilted matrix π_k . This formula is particularly useful in the case where K is not too large, or if the tilted matrix π_k has additional symmetries that facilitate an easier extraction of its eigenvalues, e.g. circulant matrices. Notably, from Eq. (7) and Eq. (8), the calculation of moments and cumulants for finite time is straightforward. As we will show below, Eq. (8) provides useful insights for simple examples of Markovian systems with homogeneous transition probabilities, see Sec. IV. Furthermore, we will discuss how our main result (7) yields exact statistics for bridges in an example of a more complex Markovian process, see Sec. V.

III. APPETIZER OVER THERMODYNAMIC UNCERTAINTY RELATIONS

We now swiftly review recent universal bounds for the uncertainty of current-like and frenetic functionals of discrete Markovian stationary processes, so called *thermodynamic uncertainty relations* [15, 16]. We stress that, at present, none of these results are available for Markov bridges. First, we discuss results for the uncertainty of time-integrated currents over a time window T , which we generically denote by $\Gamma(\omega_T) = J_T$. For continuous-time stationary Markov processes, the relative uncertainty of any current obeys for all values of T [17, 67]

$$\frac{\text{var}(J_T)}{\langle J_T \rangle^2} \geq \frac{2k_B}{\langle S_T \rangle}, \quad (9)$$

where $\langle J_T \rangle$ and $\text{var}(J_T)$ denote respectively the mean and variance of the current, and $\langle S_T \rangle$ is the average entropy produced in time T . The latter is given by $\langle S_T \rangle = T\sigma$, with $\sigma = k_B \sum_{x',x} p(x')W(x|x') \ln[W(x|x')/W(x'|x)]$ the entropy production per unit of time. Here, k_B is Boltzmann's constant and $W(x|x') = \pi(x|x')/T$ denotes the transition rate from x' to x . A popular way to describe (9) is that one needs to dissipate a minimal amount of heat, given by $T\langle S_T \rangle$ with T the temperature of the bath, in order to achieve the desired transport efficiency across the network [21, 22].

For discrete-time Markov chains with time step Δt , the bound (9) does not always hold, but should be instead replaced by the generalized uncertainty relation valid in the limit of large T [18]

$$\frac{\text{var}(J_T)}{\langle J_T \rangle^2} \geq \frac{2(\Delta t/T)}{e^{\sigma \Delta t/k_B} - 1}. \quad (10)$$

Note that in the limit of small Δt , the right-hand side of Eq. (10) retrieves the right-hand side of Eq. (9), as it should. A comprehensive discussion on the discrete and continuous-time uncertainty relations for currents can be found in [24], and a refreshing extension to non-Markovian "run-and-tumble" processes in [23].

Among the class of time-integrated currents, a special place is reserved for the entropy production S_T mentioned above, an additive functional defined by the counter $\gamma(x', x) = k_B \ln [p(x')\pi(x|x')/p(x)\pi(x'|x)]$ [68, 69]. Specializing Eqs. (9) and (10) to S_T , one gets respectively

$$\frac{\text{var}(S_T)}{\langle S_T \rangle} \geq 2k_B, \quad (11)$$

$$\frac{\text{var}(S_T)}{\langle S_T \rangle} \geq \frac{2\sigma \Delta t}{e^{\sigma \Delta t/k_B} - 1}, \quad (12)$$

where (11) is valid at all times and (12) in the limit of large T .

So far, little is known about frenetic aspects of thermodynamic uncertainty relations [19, 20, 70]. Important results include inequalities for the relative uncertainty of currents in terms of the average frenesy [70], and bounds for the relative uncertainty of *counting observables* $\Gamma(\omega_T) = A_T$ [19]. Counting observables are defined as frenetic quantities with

positive counter $\gamma(x', x) \geq 0$ for all x', x . For continuous-time stationary Markov processes, the relative uncertainty of any counting observable obeys in the limit of large T

$$\frac{\text{var}(A_T)}{\langle A_T \rangle^2} \geq \frac{1}{\langle \Phi_T \rangle}, \quad (13)$$

where $\langle \Phi_T \rangle$ is the average frenesy. Specializing this relation to the frenesy itself, we get

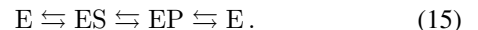
$$\frac{\text{var}(\Phi_T)}{\langle \Phi_T \rangle} \geq 1. \quad (14)$$

To the best of our knowledge, analogous results for discrete-time processes and/or finite time are not currently available.

We remark that all the uncertainty relations served in this appetizer involve ratios of cumulants for different kinds of functionals, which are easily accessible for finite time within our framework. In addition, none of these results concern cumulants evaluated along bridges, which are in general more "accurate" and produce more entropy than their unconstrained counterparts.

IV. CURRENTS AND FRENESY IN UNICYCLIC DISCRETE-TIME ENZYMIC REACTIONS

Enzymatic reactions are often described using continuous-time Markov processes in which chemical reactions occur at random times [4]. One simple yet paradigmatic example of a nonequilibrium cyclic enzymatic reaction is given by a single enzyme E that can convert substrate molecules S into product molecules P:



Here we will assume that the enzyme is embedded in a thermal bath at temperature T that contains an excess stationary concentration of substrate S and product P molecules. In (15), E denotes the free enzyme, ES the enzyme bound to a substrate molecule and EP the enzyme bound to a product molecule. In continuous time, the probability for the enzyme to be in states E, ES and EP is described using master equations [61, 71].

In what follows, we consider a simplified discrete-time Markov model for the unicyclic enzymatic reaction given by Eq. (15), see Fig. 2 for an illustration. In this model, the transition rates are considered to be homogeneous, yielding a biased motion in the clockwise direction $E \rightarrow ES \rightarrow EP$. Mathematically, we describe the model as a three-state Markov chain with states $E = 1$, $ES = 2$, and $EP = 3$ with probabilities p and q to jump clockwise and counterclockwise, respectively. Thus, the transition matrix is

$$\pi = \begin{pmatrix} r & q & p \\ p & r & q \\ q & p & r \end{pmatrix}, \quad (16)$$

with $r = 1 - (p + q)$ the probability to remain in a given state. We assume that the transition probabilities obey local

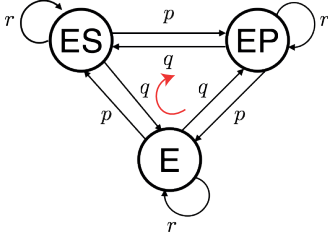


FIG. 2. Sketch of a three-state Markov chain describing a cyclic enzymatic reaction with homogeneous transition rates. In this model, the enzyme can be in three different states, E (free enzyme), ES (enzyme bounded to substrate) and EP (enzyme bounded to product). The transition probabilities between each of the states represented by symbols are shown with small letters. The red arrow illustrates the direction of the current that we are interested in.

detailed balance $p/q = e^{-Q/k_B T}$ with Q ($-Q$) is the heat absorbed (dissipated) by the enzyme into the bath in one clockwise (counterclockwise) transition. The cycle affinity of this enzyme is $\mathcal{A} = k_B T \ln[(p/q)^3] = 3k_B T \ln(p/q)$.

We investigate bridges where the enzyme's state is E at both time 0 and time T . Two natural observables to measure in such process are the net current in the clockwise direction and the total number of jumps. These are simply related to entropy production and frenesy along cycles. In fact, the entropy produced along a bridge equals $S_T = (\mathcal{A}/3T)J_T$, with J_T the net number of jumps in the clockwise direction. We will provide an exact formula for the statistics of the clockwise current J_T and the frenesy Φ_T defined as the total number of jumps between different states.

A. Exact current statistics

The tilted matrix associated with the clockwise current $J_T \in \{-T, \dots, T\}$ is

$$\pi_k = \begin{pmatrix} r & qe^{ik} & pe^{-ik} \\ pe^{-ik} & r & qe^{ik} \\ qe^{ik} & pe^{-ik} & r \end{pmatrix}. \quad (17)$$

Because of the homogeneous nature of the transition matrix, we can apply directly formula (8) to calculate the distribution of any additive functional. In particular for J_T we obtain, using the residue theorem and Faà di Bruno formula (see Appendix A):

$$P(J_T) = N_T^{-1} p^T \sum_{j=0}^2 (\omega_j)^{2T}, \quad (18)$$

for $J_T = T$, and

$$P(J_T) = N_T^{-1} \sum_{j=0}^2 \frac{1}{(T - J_T)!} \sum_{k=1}^{T - J_T} [T]_k (p\omega_j^2)^{T-k} \times B_{T - J_T, k}(r, 2q\omega_j, 0, \dots, 0), \quad (19)$$

for $-T \leq J_T < T$. Here,

$$N_T = \sum_{j=0}^2 (r + q\omega_j + p\omega_j^2)^T \quad (20)$$

is a normalization factor and

$$\omega_j = e^{2\pi i j/3} \quad (21)$$

is the j -th root ($j = 0, 1, 2$) of the equation $z^3 = 1$. We have also introduced the falling factorial $[x]_n = \prod_{k=0}^{n-1} (x - k)$ and the incomplete Bell polynomials $B_{m,n}(x_1, x_2, \dots, x_{m-n+1})$. With some algebra, it is possible to show that the distribution given by Eqs. (18) and (19) is real-valued and normalized.

We perform numerical simulations of 10^7 three-state Markov bridges, obtained by discarding from a large number of simulations of unconstrained chains those which did not meet the bridge constraint. The results shown in Fig. 3a are in excellent agreement with the formulae (18) and (19), which predict that the clockwise current is quantized in multiples of three, as required by the bridge condition. Furthermore, the Fano factor $\text{var}(S_T)/\langle S_T \rangle$ along bridges can be also computed exactly as shown in Figs. 3b-c. Not surprisingly, the bound (11) — valid for continuous-time processes — is violated at both small and large times and for a broad range of parameters. Interestingly, also the discrete-time uncertainty relation (12) is occasionally violated for finite time and especially in the limit of \mathcal{A} large (Fig. 3c). The Fano factor often displays strongly non-monotonic behaviour as a function of T (Fig. 3b) or of the bias (Fig. 3c). It will be very interesting in the future to tackle the question of what the optimal time window is in order to achieve the maximum accuracy in measurements of currents.

B. Exact distribution of the frenesy

The tilted matrix associated with the frenesy $\Phi_T \in \{0, \dots, T\}$ — the total number of jumps between different states — is

$$\pi_k = \begin{pmatrix} r & qe^{-ik} & pe^{-ik} \\ pe^{-ik} & r & qe^{-ik} \\ qe^{-ik} & pe^{-ik} & r \end{pmatrix}. \quad (22)$$

Following the same procedure as before in Sec. IV A, we find the remarkable closed expression for the distribution of the frenesy

$$P(\Phi_T) = \frac{\binom{T}{T - \Phi_T} r^{T - \Phi_T} \sum_{j=0}^2 (q\omega_j + p\omega_j^2)^{\Phi_T}}{\sum_{j=0}^2 (r + q\omega_j + p\omega_j^2)^T}, \quad (23)$$

which again can be shown to be real-valued and normalized.

We show in Fig. 4a that Eq. (23) reproduces, with excellent agreement, the frenetic distribution at any time T obtained from numerical simulations of 10^7 bridges. Interestingly, our formula reveals the complicated structure of the distribution, with many maxima, minima, and forbidden values due to the

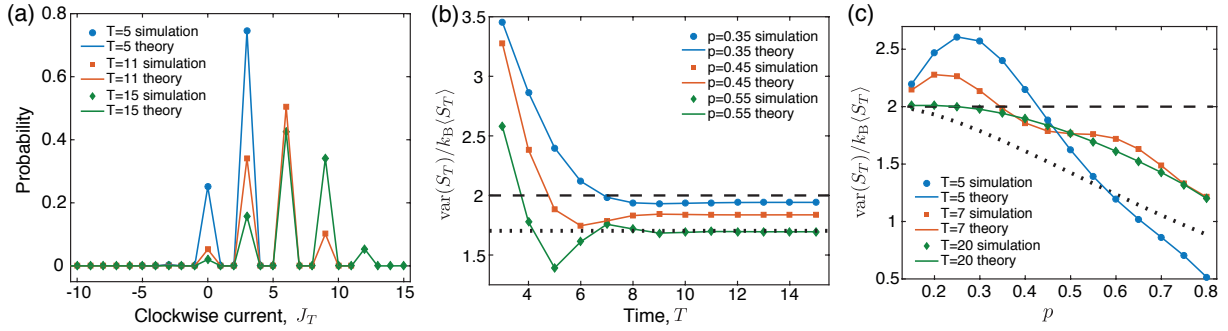


FIG. 3. Statistics of currents in Markov bridges for the three-state model in Fig. 2 obtained from Monte Carlo simulations (symbols) and using Eqs. (18) and (19) (solid lines). (a) Distribution of the clockwise current J_T for parameters $p = 0.55$ and $q = 0.1$. (b) Fano factor of the entropy production $S_T = (A/3T)J_T$ as a function of time T , for different values of p (see legend) and fixed $q = 0.1$. Here, the cycle affinity is $\mathcal{A} = 3k_B T \ln(p/q) = 5.1k_B T$. (c) Fano factor of the entropy production as a function of the bias p (see legend) with fixed $q = 0.1$. In (a-c), the number of simulated bridges is 10^7 , and in (b-c) the right-hand side of the uncertainty relations Eq. (11) and (12) are plotted with dashed and dotted lines, respectively.

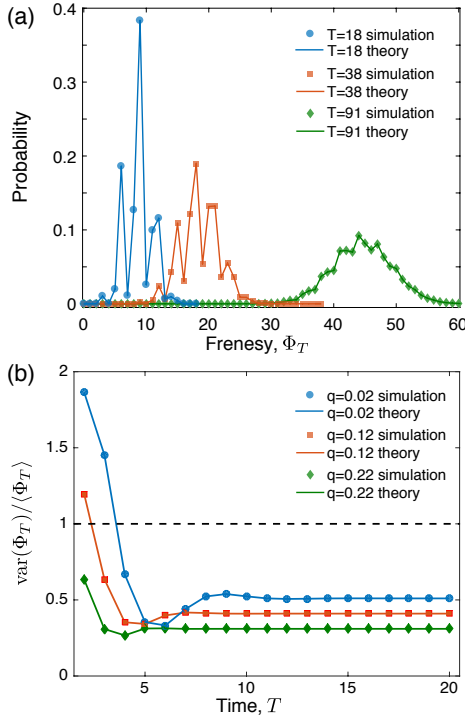


FIG. 4. Statistics of frenesy Φ_T (total number of jumps between different states) in Markov bridges for the three-state model in Fig. 2 obtained from Monte Carlo simulations (symbols) and using Eq. (23) (solid lines). (a) Distribution of frenesy for parameters $p = 0.47$ and $q = 0.02$. (b) Fano factor of the frenesy Φ_T as a function of time T for parameter $p = 0.47$. The horizontal dashed line in (b) is set to one, following the uncertainty relation (14). In (a) and (b), the number of simulated bridges is 10^7 .

bridge constraint, which become less and less important as the time horizon grows. The Fano factor of the frenesy displays

a non-trivial dependence on time and generically violates the uncertainty relation for the frenesy (14), which is valid for continuous-time processes and in the large T limit. Notably, as revealed by Fig. 4b, the quest for improved bounds valid in topologically constrained processes is still open.

V. FRENETIC FLUCTUATIONS OF MOLECULAR MOTORS WITH BROKEN DETAILED BALANCE

In this section, we put our powerful approach to the test by considering bridges in a four-state Markov chain with absolutely irreversible jumps. We consider a minimal four-state Markov model describing the motion of a molecular motor in a periodic track, see Fig. 5 for an illustration. It is given by a simplification of existing models of active polymerization of e.g. DNA/RNA by molecular motors (polymerases) [64, 65]. In our minimal model, the free motor M (state 1) can bind to a nucleoside triphosphate MT (state 2) which serves as fuel with a probability of attachment a , and can enter a passive “backtracking” state B (state 4) with a backtracking probability b . From the bound state MT, the motor can hydrolyze the fuel into nucleoside diphosphate changing its conformation to state MD (state 3), and the fuel can be detached from the motor with a detachment probability d . Next, the motor in state MD can synthesize fuel with a small synthesis probability s and can translocate the polymer irreversibly with probability t . Finally, the motor can recover from the backtracking state B with probability r . The existence of the absolutely irreversible step (red arrow in Fig. 5) may be originated because of chemical and structural constraints in the polymerization process.

All in all, the dynamics of the model is described in terms

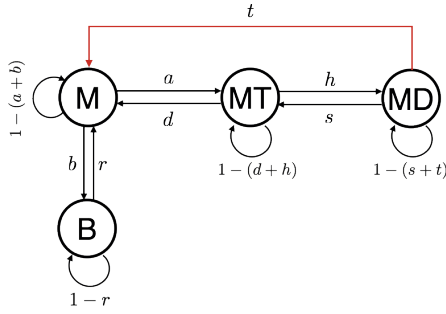


FIG. 5. Sketch of a four-state Markov chain describing the motion of a molecular motor along a periodic track. The states of the motor are denoted with circles: M (free motor), MT (motor bounded to adenosine triphosphate ATP), MT (motor bounded to adenosine diphosphate ADP) and B (motor in the backtracked state). The transition probabilities are indicated with small letters. For bridges whose initial and final state is M, we investigate the statistics of the number of cycles from state MD to state M (number of cycles) and the fraction of time spent in state B.

of the following transition matrix

$$\pi = \begin{pmatrix} (1-a-b) & d & t & r \\ a & (1-d-h) & s & 0 \\ 0 & h & (1-t-s) & 0 \\ b & 0 & 0 & 1-r \end{pmatrix}. \quad (24)$$

Here, we are specifically interested in two frenetic quantities along bridges: (i) the total number of cycles completed, given by the number of irreversible translocation jumps, described by the tilted matrix

$$\pi_k = \begin{pmatrix} (1-a-b) & d & te^{-ik} & r \\ a & (1-d-h) & s & 0 \\ 0 & h & (1-t-s) & 0 \\ b & 0 & 0 & 1-r \end{pmatrix}, \quad (25)$$

and (ii) the fraction of time spent by the motor in the backtracking state, which can be evaluated using the tilted matrix

$$\pi_k = \begin{pmatrix} (1-a-b) & d & t & r \\ a & (1-d-h) & s & 0 \\ 0 & h & (1-t-s) & 0 \\ b & 0 & 0 & (1-r)e^{-ik} \end{pmatrix}. \quad (26)$$

Motivated by usual analyses in enzyme kinetics, we are interested in bridges $M \rightarrow M$ of duration T , i.e. trajectories for which the motor is in the free state both at time 0 and at time T . We thus compute the full distribution (7) for the specific initial condition $p(x) = \delta_{x,1}$. We do not report the full expression but only two significant figures of merit. First, the distribution of the number of cycles is skewed and develops a cusp for small values of T (Fig. 6a). The theory describes the numerical simulations perfectly. Secondly, the distributions of the fraction of time spent in the backtracking state display a double-exponential-like behaviour (Fig. 6b). Remarkably, the

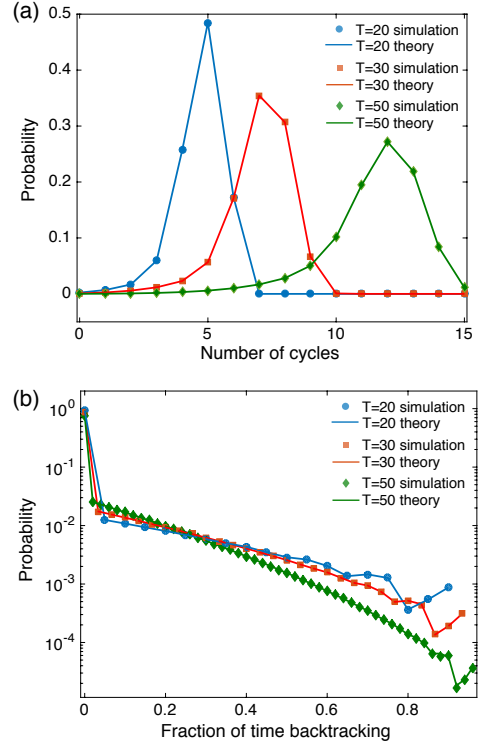


FIG. 6. Statistics of two frenetic properties of the 4-state model of molecular motor with absolute irreversibility for bridges of different duration T (see legend): number of cycles (top) and fraction of time spent on backtracking (bottom). Symbols correspond to 10^7 bridges obtained with Monte Carlo simulations and the lines are our theoretical predictions evaluated using Eq. (7) for the matrices (25) and (26). Values of the parameters: $a = 0.7$, $b = 0.02$, $d = 0.05$, $h = 0.9$, $s = 0.05$, $t = 0.7$ and $r = 0.1$.

accuracy of our formula extends beyond the first four decimal digits and perfectly reproduces the empirical results including their bulk and wildest kinks.

VI. SUMMARY AND OUTLOOK

In this paper we have developed a comprehensive finite-time theory for fluctuations of Markov bridges. We have exhaustively tested the theory for currents and frenetic quantities for two examples including absolutely irreversible transitions. Markov bridges are yet a largely unexplored universe of stochastic processes while constituting a rather natural framework to model biochemical cycles, as shown here. We believe that our theory could also be extended to describe fluctuations of continuous time Markov bridges and of periodically-driven processes as stochastic heat engines. We have provided evidence that the existing uncertainty relations are insufficient to describe the ‘‘cost of accuracy’’ required for constrained fluctuations and further work is needed in this direction. We hope that this paper will trigger further research on universal fluctuation relations for bridges.

We thank R. Belousov, K. Proesmans and P. Pietzonka for fruitful discussions. PV acknowledges the stimulating research environment provided by the EPSRC Centre for Doctoral Training in Cross-Disciplinary Approaches to Non-Equilibrium Systems (CANES, EP/L015854/1). Author contributions: ER and PV conceived and directed the project,

performed simulations, developed the theory, discussed the results, and wrote the paper.

“We build too many walls and not enough bridges”
Joseph Fort Newton

-
- [1] K. Svoboda, C. F. Schmidt, B. J. Schnapp, and S. M. Block, *Nature* **365**, 721 (1993).
- [2] J. P. Pekola, O.-P. Saira, V. F. Maisi, A. Kemppinen, M. Möttönen, Y. A. Pashkin, and D. V. Averin, *Reviews of Modern Physics* **85**, 1421 (2013).
- [3] E. R. Kay, D. A. Leigh, and F. Zerbetto, *Angewandte Chemie International Edition* **46**, 72 (2007).
- [4] N. G. Van Kampen, *Stochastic processes in physics and chemistry*, vol. 1 (Elsevier, 1992).
- [5] K. Sekimoto, *Stochastic energetics*, vol. 799 (Springer, 2010).
- [6] C. Jarzynski, *Annu. Rev. Condens. Matter Phys.* **2**, 329 (2011).
- [7] U. Seifert, *Reports on Progress in Physics* **75**, 126001 (2012).
- [8] C. Van den Broeck and M. Esposito, *Physica A: Statistical Mechanics and its Applications* **418**, 6 (2015).
- [9] I. A. Martínez, É. Roldán, L. Dinis, and R. A. Rica, *Soft matter* **13**, 22 (2017).
- [10] S. Ciliberto, *Physical Review X* **7**, 021051 (2017).
- [11] H. Touchette, *Physics Reports* **478**, 1 (2009).
- [12] R. S. Ellis, *Entropy, large deviations, and statistical mechanics* (Springer, 2007).
- [13] J. L. Doob, *The American Mathematical Monthly* **78**, 451 (1971).
- [14] R. Š. Liptser, R. S. Liptser, R. S. Lipcer, A. N. Shiryaev, A. N. Širâev, I. Karatzas, et al., *Statistics of Random Processes II: Applications*, vol. 2 (Springer Science & Business Media, 2001).
- [15] A. C. Barato and U. Seifert, *Physical Review Letters* **114**, 158101 (2015).
- [16] T. R. Gingrich, J. M. Horowitz, N. Perunov, and J. L. England, *Physical Review Letters* **116**, 120601 (2016).
- [17] P. Pietzonka, F. Ritort, and U. Seifert, *Physical Review E* **96**, 012101 (2017).
- [18] K. Proesmans and C. Van den Broeck, *EPL (Europhysics Letters)* **119**, 20001 (2017).
- [19] J. P. Garrahan, *Physical Review E* **95**, 032134 (2017).
- [20] C. Maes, *Physical Review Letters* **119**, 160601 (2017).
- [21] S. Ray and A. C. Barato, *Journal of Physics A: Mathematical and Theoretical* **50**, 355001 (2017).
- [22] A. Dechant and S.-i. Sasa, *Journal of Statistical Mechanics: Theory and Experiment* **2018**, 063209 (2018).
- [23] M. Shreshtha and R. J. Harris, arXiv preprint arXiv:1903.01972 (2019).
- [24] D. Chiuchiù and S. Pigolotti, *Physical Review E* **97**, 032109 (2018).
- [25] N. Shiraishi, K. Funo, and K. Saito, *Physical Review Letters* **121**, 070601 (2018).
- [26] K. Proesmans, L. Peliti, and D. Lacoste, arXiv preprint arXiv:1804.00859 (2018).
- [27] T. Koyuk, U. Seifert, and P. Pietzonka, *Journal of Physics A: Mathematical and Theoretical* **52**, 02LT02 (2018).
- [28] F. Carollo, R. L. Jack, and J. P. Garrahan, arXiv preprint arXiv:1811.04969 (2018).
- [29] T. Van Vu and Y. Hasegawa, arXiv preprint arXiv:1901.05715 (2019).
- [30] K. Proesmans and J. Horowitz, arXiv preprint arXiv:1902.07008 (2019).
- [31] I. Neri, É. Roldán, and F. Jülicher, *Physical Review X* **7**, 011019 (2017).
- [32] R. Chetrite and S. Gupta, *Journal of Statistical Physics* **143**, 543 (2011).
- [33] B. Ventéjou and K. Sekimoto, *Physical Review E* **97**, 062150 (2018).
- [34] H. Ge and X. Jin, arXiv preprint arXiv:1811.04529 (2018).
- [35] R. Chétrite, S. Gupta, I. Neri, and É. Roldán, *EPL (Europhysics Letters)* **124**, 60006 (2019).
- [36] G. Manzano, R. Fazio, and É. Roldán, arXiv preprint arXiv:1903.02925 (2019).
- [37] D. Bagrets and Y. V. Nazarov, *Physical Review B* **67**, 085316 (2003).
- [38] C. Maes, *Non-dissipative effects in nonequilibrium systems* (Springer, 2018).
- [39] M. Baiesi, C. Maes, and B. Wynants, *Journal of Statistical Physics* **137**, 1094 (2009).
- [40] U. Basu and C. Maes, in *Journal of Physics: Conference Series* (IOP Publishing, 2015), vol. 638, p. 012001.
- [41] U. Basu, C. Maes, and K. Netočný, *New Journal of Physics* **17**, 115006 (2015).
- [42] J. L. Doob, *Bulletin de la Société Mathématique de France* **85**, 431 (1957).
- [43] P. Fitzsimmons, J. Pitman, and M. Yor, in *Seminar on Stochastic Processes, 1992* (Springer, 1993), pp. 101–134.
- [44] J. S. Horne, E. O. Garton, S. M. Krone, and J. S. Lewis, *Ecology* **88**, 2354 (2007).
- [45] S. N. Majumdar, in *The Legacy Of Albert Einstein: A Collection of Essays in Celebration of the Year of Physics* (World Scientific, 2007), pp. 93–129.
- [46] C. Giardinà, J. Kurchan, and L. Peliti, *Physical Review Letters* **96**, 120603 (2006).
- [47] P. Mörters and Y. Peres, *Brownian motion*, vol. 30 (Cambridge University Press, 2010).
- [48] G. Schehr and S. N. Majumdar, *Journal of Statistical Mechanics: Theory and Experiment* **2010**, P08005 (2010).
- [49] R. Chetrite and H. Touchette, in *Annales Henri Poincaré* (Springer, 2015), vol. 16, pp. 2005–2057.
- [50] S. N. Majumdar and H. Orland, *Journal of Statistical Mechanics: Theory and Experiment* **2015**, P06039 (2015).
- [51] J. Szavits-Nossan and M. R. Evans, *Journal of Statistical Mechanics: Theory and Experiment* **2015**, P12008 (2015).
- [52] O. Bénichou, P. Krapivsky, C. Mejía-Monasterio, and G. Oshanin, *Journal of Physics A: Mathematical and Theoretical* **49**, 335002 (2016).
- [53] N. Tizón-Escamilla, P. Hurtado, and P. Garrido, *Physical Review E* **95**, 032119 (2017).
- [54] A. Mazzolo, *Journal of Statistical Mechanics: Theory and Ex-*

- periment **2017**, 023203 (2017).
- [55] M. Adorisio, A. Pezzotta, C. de Mulatier, C. Micheletti, and A. Celani, *Journal of Statistical Physics* **170**, 79 (2018).
 - [56] C. Pérez-Espigares and P. I. Hurtado, arXiv preprint arXiv:1902.01276 (2019).
 - [57] Y. Murashita, K. Funo, and M. Ueda, *Physical Review E* **90**, 042110 (2014).
 - [58] Y. Murashita and M. Ueda, *Physical Review Letters* **118**, 060601 (2017).
 - [59] J. Monsel, C. Elouard, and A. Auffèves, *npj Quantum Information* **4**, 59 (2018).
 - [60] I. Z. Steinberg, *Biophysical Journal* **50**, 171 (1986).
 - [61] Y. R. Chemla, J. R. Moffitt, and C. Bustamante, *The Journal of Physical Chemistry B* **112**, 6025 (2008).
 - [62] J. A. Morin, F. J. Cao, J. M. Lázaro, J. R. Arias-Gonzalez, J. M. Valpuesta, J. L. Carrascosa, M. Salas, and B. Ibarra, *Nucleic acids research* **43**, 3643 (2015).
 - [63] C. Battle, C. P. Broedersz, N. Fakhri, V. F. Geyer, J. Howard, C. F. Schmidt, and F. C. MacKintosh, *Science* **352**, 604 (2016).
 - [64] M. Dangkulwanich, T. Ishibashi, S. Liu, M. L. Kireeva, L. Lubkowska, M. Kashlev, and C. J. Bustamante, *Elife* **2**, e00971 (2013).
 - [65] M. Depken, J. M. Parrondo, and S. W. Grill, *Cell reports* **5**, 521 (2013).
 - [66] K. Huang, *Statistical Mechanics* (John Wiley and Sons, 1987).
 - [67] J. M. Horowitz and T. R. Gingrich, *Physical Review E* **96**, 020103 (2017).
 - [68] J. L. Lebowitz and H. Spohn, *Journal of Statistical Physics* **95**, 333 (1999).
 - [69] U. Seifert, *Physical Review Letters* **95**, 040602 (2005).
 - [70] I. Di Terlizzi and M. Baiesi, *Journal of Physics A: Mathematical and Theoretical* **52**, 02LT03 (2018).
 - [71] H. Ge, M. Qian, and H. Qian, *Physics Reports* **510**, 87 (2012).

Appendix A: Proof of Eqs. (18) and (19)

Consider the tilted matrix

$$\pi_k = \begin{pmatrix} r & qe^{ik} & pe^{-ik} \\ pe^{-ik} & r & qe^{ik} \\ qe^{ik} & pe^{-ik} & r \end{pmatrix}. \quad (1)$$

Calling $\zeta = e^{-ik}$ the eigenvalues of this circulant matrix can be written as

$$\lambda_j = r + \frac{q}{\zeta}\omega_j + p\zeta\omega_j^2 \quad j = 0, 1, 2,$$

with $\omega_j = e^{2\pi ij/3}$. For $k = 0$, $\zeta = 1$, and the normalization factor in (8) equals

$$\sum_i \lambda_i^T(0) = \sum_{j=0}^2 (r + q\omega_j + p\omega_j^2)^T,$$

whereas for the numerator of (8) we have to compute

$$\sum_{j=0}^2 \int_0^{2\pi} \frac{dk}{2\pi} e^{ikJ_T} (r + qe^{ik}\omega_j + pe^{-ik}\omega_j^2)^T.$$

Changing variables $z = e^{ik}$, we obtain

$$\sum_{j=0}^2 \oint_{|z|=1} \frac{dz}{2\pi i} z^{1+T-J_T} (q\omega_j z^2 + rz + p\omega_j^2)^T.$$

This integral can be evaluated using residues, noting that the integrand has a pole of order $1 + T - J_T$ at $z = 0$. Therefore we need to compute

$$\sum_{j=0}^2 \frac{1}{(T - J_T)!} \lim_{z \rightarrow 0} \frac{\partial^{T-J_T}}{\partial z^{T-J_T}} (q\omega_j z^2 + rz + p\omega_j^2)^T$$

obviously valid for $T \geq J_T$. The derivative can be computed using the Faà di Bruno formula

$$\frac{d^n}{dx^n} f(g(x)) = \sum_{k=0}^n f^{(k)}(g(x)) B_{n,k} \left(g'(x), g''(x), \dots, g^{(n-k+1)}(x) \right),$$

in terms of Bell polynomials $B_{n,k}(x_1, \dots, x_{n-k+1})$. The case $J_T = T$ can be computed separately. With the identification $n = T - J_T \geq 1$, $f(y) = y^T$ and $g(x) = q\omega_j x^2 + rx + p\omega_j^2$, whose derivatives are

$$g'(x) = 2q\omega_j x + r \quad (2)$$

$$g''(x) = 2q\omega_j. \quad (3)$$

Using $f^{(k)}(y) = [T]_k y^{T-k}$ (where $[T]_k$ is the falling factorial) we get eventually

$$\frac{\partial^{T-J_T}}{\partial z^{T-J_T}} (q\omega_j z^2 + rz + p\omega_j^2)^T = \sum_{k=1}^{T-J_T} [T]_k (q\omega_j z^2 + rz + p\omega_j^2)^{T-k} B_{T-J_T,k}(2q\omega_j z + r, 2q\omega_j, 0, \dots, 0).$$

Taking the limit $z \rightarrow 0$, we recover Eqs. (18) and (19) in the Main Text.