

Current-Controlled Majorana Bound States Using Magnetic Stripes

Narayan Mohanta¹, Tong Zhou², Junwen Xu³, Jong E. Han²,
Andrew D. Kent³, Javad Shabani³, Igor Žutić², Alex Matos-Abiague¹

¹*Department of Physics & Astronomy, Wayne State University, Detroit, MI 48201, USA*

²*Department of Physics, University at Buffalo, State University of New York, Buffalo, NY 14260, USA*

³*Center for Quantum Phenomena, Department of Physics, New York University, NY 10003, USA*

A hybrid semiconductor-superconductor nanowire on the top of a magnetic film in the stripe phase experiences a magnetic texture from the underlying fringing fields. The Zeeman interaction with the highly inhomogeneous magnetic textures generates a large synthetic spin-orbit coupling. We show that this platform can support the formation of Majorana bound states (MBS) localized at the ends of the nanowire. The transition to the topological superconducting phase not only depends on the nanowire parameters and stripe size but also on the relative orientation of the stripes with respect to the nanowire axis. Therefore, by passing a charge current through the magnetic film to reorient the stripes, a topological phase transition with the corresponding emergence or destruction of MBS can be induced. The proposed platform removes the need for external magnetic fields and offers a non-invasive MBS tuning with the current flowing through the magnetic film, but not through the semiconductor.

Impressive experimental advances have made possible the realization and detection of Majorana bound states (MBS) in systems that under certain conditions can be driven into the topological superconducting phase [1–9]. Because of their non-Abelian statistics and topological protection, MBS are promising for the implementation of fault-tolerant topological quantum computing [10, 11]. Such an implementation requires not only the creation but also the manipulations of MBS in order to realize braiding and fusion operations [10–15]. The majority of proposals relies on systems with strong Rashba SOC and the use of an external magnetic field as a tuning tool [16–24]. However, MBS can still be realized without the need for Rashba SOC nor external magnetic fields if appropriate magnetic textures are used. It is known that magnetic textures can generate both Zeeman and synthetic spin-orbit coupling [25–28], which together with superconductivity provide the basic ingredients for the formation of MBS. Therefore, there has been an increasing interest in the use of magnetic textures for the generation of MBS [29–40]. In particular, the use of locally tunable magnetic fringing fields can enable the realization of both braiding and fusion operations [41–43]. However, an experimental confirmation of the creation of MBS by using magnetic textures generated by fringing fields is still lacking [44]. Here we show that in spite of its non-helical character, the fringing field generated by experimentally created magnetic stripes in a Co/Pt multilayer thin film can support the formation of MBS in a semiconductor nanowire (NW) with proximity induced superconductivity. The controllability of the stripes orientation by means of a charge current allows for electrically tuning topological phase transitions in the NW.

The magnetic films consist of Co/Pt multilayers deposited on oxidized silicon wafers in an ultra-high vacuum physical vapor deposition system (Kurt Lesker PVD-12) by magnetron sputtering with the substrate at ambi-

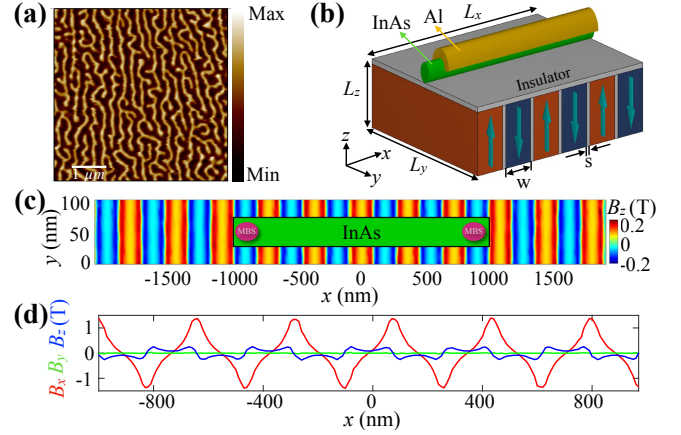


FIG. 1. (a) Magnetic force microscopy image of the magnetic stripe phase formed in a Co/Pt multilayer thin film. (b) Schematic picture of the proposed set-up, consisting of an InAs-Al nanowire placed on the top of magnetic stripes. The nanowire is separated from the magnetic film by a thin insulating spacer (gray layer). (c) Magnetic fringing field pattern experienced by the carriers in the nanowire for a 5 nm thick insulating spacer and stripe domains of width (W) 160 nm, thickness (L_z) 40 nm, and domain-wall width (S) 20 nm. The color represents the out-of-plane component (B_z). The saturation magnetization (M_s) is 1.7×10^6 A/m. The nanowire is positioned at the middle, rectangular region (green) with dimensions $2 \mu\text{m} \times 50$ nm. (d) Variation of the three components of the fringing field with distance (x) along the length of the nanowire.

ent temperature. The film consists of 20 Pt|Co repeats on a thin Ta seed layer capped with Pt, specifically, Ta(3nm)|[Pt(0.3nm)|Co(0.6nm)]x20|Pt(0.3nm). The domain images are obtained with a magnetic force microscope (MFM) at room temperature, shown in Fig. 1(a). An in-plane magnetic field of about 1 T is initially applied to align the stripes along the field direction, as shown in Ref. 45, (e.g. see Fig. 14 of [22]). The formed stripes are

stable and survive for a long time after the external magnetic field is switched off. In this study, as detailed below, we explore the possibility of using the fringing fields generated by the stable stripes in the absence of an external magnetic field for inducing topological phase transitions in a semiconductor NW with proximity-induced superconductivity.

A schematic of the proposed set-up is shown in Fig. 1(b). Superconductivity is induced in the InAs NW by proximity to the Al half-covering. Although any semiconducting NW with high g -factor could be suitable, we consider InAs in which epitaxial growth and proximity-induced superconductivity have been demonstrated [46–48]. The NW is separated from the magnetic film by an insulator spacer (gray layer). We use realistic micromagnetic modeling of the magnetic textures using the finite-element method in COMSOL [49]. The magnetic fringing fields are simulated using stripe domains similar to the ones formed in experimentally realizable Co/Pt multilayer thin films. Due to the complexity of the problem, we consider a simplified, two-dimensional version of the actual NW. The z -component of the fringing field (B_z) in the plane of the NW is shown, as a function of position, in Fig. 1(c), where the green region represents the InAs NW with dimensions $2\ \mu\text{m} \times 50\ \text{nm}$. For the numerical simulations we assumed a 5 nm thick insulating spacer and a film section of size $(L_x = 4\ \mu\text{m}) \times (L_y = 100\ \text{nm}) \times (L_z = 40\ \text{nm})$ and saturation magnetization $M_s = 1.7 \times 10^6\ \text{A/m}$ [50]. The stripes have a width $W = 160\ \text{nm}$ and are separated by domain-walls of thickness $S = 20\ \text{nm}$. Changes in the fringing field components (B_x , B_y , and B_z) along the x axis are displayed in Fig. 1(d). The maximum amplitude of the fringing field lies below the critical field of about 1.9 T experimentally measured in InAs/Al NWs [51]. We note that although B_y is negligibly small and both B_x and B_z exhibit an oscillatory behavior, the x -component of the fringing field largely dominates. The resulting fringing field is therefore quite different from the helical-like and skyrmion-like textures considered in previous investigations of MBS [36, 37]. Therefore, it is somehow surprising that in spite of having a non-helical character, the textures illustrated in Fig. 1(d) can also support the formation of MBS, as shown below. This leads to the general question of which kind of magnetic textures, and therefore, which kind of synthetic SOC are compatible with the generation of MBS. An approximate topological condition as a function of slowly varying magnetic textures has been previously derived [41, 42] but a general answer to the question remains open.

The InAs NW is proximity coupled to superconducting

Al and described by the following Hamiltonian,

$$\mathcal{H} = -t \sum_{\langle ij \rangle, \sigma} (c_{i\sigma}^\dagger c_{j\sigma} + H.c.) - g^* \mu_B / 2 \sum_i (\mathbf{B} \cdot \boldsymbol{\sigma})_{\sigma\sigma'} c_{i\sigma}^\dagger c_{i\sigma'} - \mu \sum_{i, \sigma} c_{i\sigma}^\dagger c_{i\sigma} + \sum_i (\Delta c_{i\uparrow}^\dagger c_{i\downarrow}^\dagger + H.c.), \quad (1)$$

where $c_{i\sigma}^\dagger$ ($c_{i\sigma}$) is the fermionic creation (annihilation) operator at site i with spin σ , $t = \hbar^2 / (2m^* a^2)$ is the nearest-neighbor electron hopping energy, m^* is the effective mass of electrons and a is the unit lattice spacing of the underlying two-dimensional square lattice. The real-space information of the fringing field \mathbf{B} is contained in the Zeeman interaction (second term), where g^* is the effective g -factor of electrons, μ_B is the Bohr magneton and $\boldsymbol{\sigma}$ represents the Pauli spin matrices. The chemical potential measured from the bottom of the conduction band is represented by μ , and Δ is the proximity induced superconducting gap. We use $m^* = 0.026\ m_0$ (effective mass for InAs), $a = 10\ \text{nm}$, $\Delta = 0.2\ \text{meV}$, and unless otherwise specified, $g^* = 15$ [52].

The Hamiltonian (1) is solved by exact diagonalization after performing a transformation of the fermionic operators to the Bogoliubov-de Gennes (BdG) basis: $c_{i\sigma} = \sum_n u_{i\sigma}^n \gamma_n + v_{i\sigma}^{n*} \gamma_n^\dagger$, where $u_{i\sigma}^n$ ($v_{i\sigma}^n$) is the BdG quasiparticle (quasihole) amplitude, and γ_n^\dagger (γ_n) is a fermionic creation (annihilation) operator of a BdG quasiparticle or quasihole in the n^{th} energy eigenstate.

As μ is increased, the energy gap closes for certain range of μ and zero-energy MBS emerge, as shown in Fig. 2(a), where the computed low-energy spectrum is displayed. Within this range (plotted in red), other energy levels are shifted away from zero energy, creating a *minigap* that protects the MBS. Near $\mu = 0.08\ \text{meV}$, the lowest pair of energy levels come closer to zero energy but do not meet each other to produce robust MBS. To illustrate the effect of increasing the g -factor, the μ dependence of the low-energy spectrum for $g^* = 30$ [i.e., twice the InAs g -factor used in Fig. 2(a)] is shown in Fig. 2(b). In practice, the effective g -factor can be enhanced in semiconducting quantum wells using alloys such as $\text{InAs}_x\text{Sb}_{1-x}$ [53]. Magnetically doped semiconductors such as $(\text{In}, \text{Mn})\text{As}$ can reach g -factor values above 120 [54] or even 300 in $(\text{Cd}, \text{Mn})\text{Te}$ [55]. A comparison between Figs. 2(a) and (b) indicates that for larger g -factors, the MBS are not only more robust but they appear within multiple ranges of μ . The existence of multiple topological regions originates from the mixing of different subbands when the g -factor is large enough. To visualize the real-space localization of the MBS, we plot the probability density $|\Psi_i^2| = \sum_\sigma (|u_{i\sigma}^1|^2 + |v_{i\sigma}^1|^2)$ corresponding to the lowest energy eigenstates at $\mu = 0.4\ \text{meV}$ (with existing MBS) and $\mu = 0.7\ \text{meV}$ (without any MBS) for $g^* = 15$, as shown in Fig. 2(c) and 2(d), respectively. The states are sharply localized near the ends of the NW for $\mu = 0.4\ \text{meV}$, and inside the NW for $\mu = 0.7\ \text{meV}$,

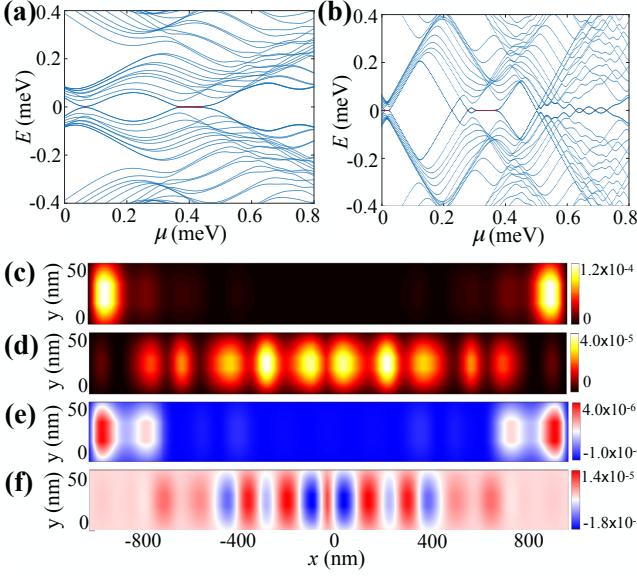


FIG. 2. Energy spectrum, plotted as a function of the chemical potential (μ), for stripes with period $\lambda = 360$ nm for (a) $g^*=15$ and (b) $g^*=30$. The red dots show the zero-energy MBS. Real-space profile of the probability density $|\Psi_i|^2$, in units of $1/\text{nm}^2$, corresponding to the lowest-energy state at (c) $\mu=0.4$ meV and (d) $\mu=0.7$ meV for $g^*=15$. Real-space profile of the charge density ρ_i , in units of e/nm^2 , corresponding to the lowest-energy state at (e) $\mu=0.4$ meV and (f) $\mu=0.7$ meV for $g^*=15$.

clearly distinguishing between the MBS and the non-MBS states. The probability densities of the two MBS at the two NW ends decay exponentially with distance and create a finite overlap, resulting in a finite splitting of the lowest energy pair when the length of the NW is small (not shown here). We also plot the local charge density $\rho_i = e \sum_{\sigma} (|u_{i\sigma}^1|^2 - |v_{i\sigma}^1|^2)$ for these two values of the chemical potentials in Fig. 2(e) and 2(f). The charge density exhibits an oscillating behavior along the NW length. The reduction by an order of magnitude in the amplitude of the charge density for $\mu=0.4$ meV, compared to that for $\mu=0.7$ meV, is a reflection of the nearly zero-charge character of the MBS compared to the sizable charge of finite-energy states. Local charge measurements, avoiding direct contact to the NW, could be used to detect MBS [56, 57], as an alternative to the quantized zero-bias signature in the tunneling conductance [3, 56–64].

In the case of a helical texture, the strength of the generated synthetic SOC is given by the helix wave number $q = 2\pi/\lambda$ with λ denoting the period of the helix. In our platform the fringing field, although of non-helical character, is characterized by the stripes period $\lambda = 2W + S$, as illustrated in Fig. 1(b). It is therefore relevant to investigate the topological phase transition of the proximitized NW as a function of λ . The position dependence of the x and z components of the fringing fields generated by a stripe phase with periods $\lambda=200$ nm and $\lambda=500$ nm

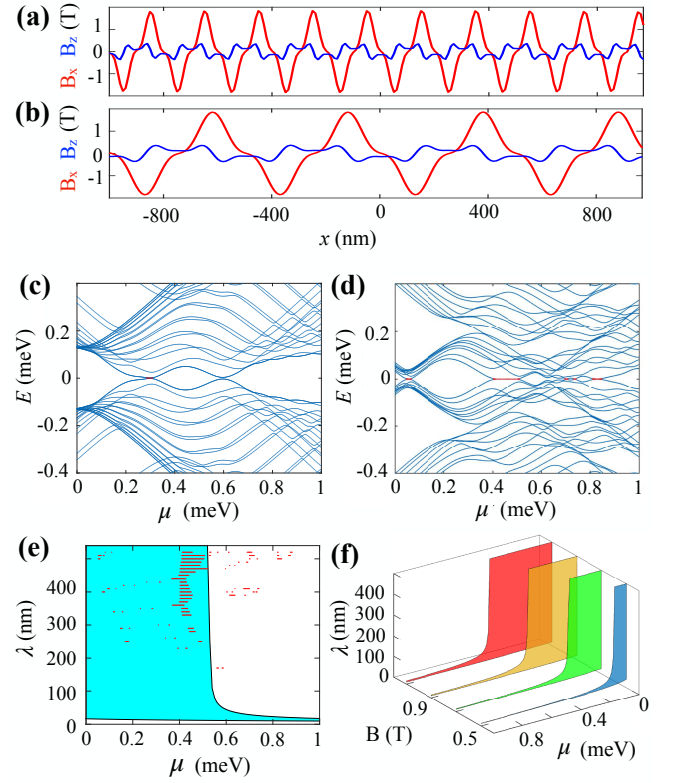


FIG. 3. Two components (B_x and B_z) of the fringing field, plotted as a function of the distance (x) along the length of the nanowire for two different stripe periods: (a) $\lambda=200$ nm and (b) $\lambda=500$ nm. Low-energy spectrum as a function of the chemical potential (μ) for (c) $\lambda=200$ nm and (d) $\lambda=500$ nm. (e) Phase diagram in the $\mu - \lambda$ plane, showing the topological superconducting regime (in cyan), calculated for a one-dimensional (1D) nanowire in the presence of a helical texture with maximum field amplitude $B=1.3$ T. The red lines obtained from numerically solving the BdG equation represent some of the μ values for which MBS exist in the nanowire under the fringing field of magnetic stripes with different values of the period λ . (f) Phase diagrams for a 1D nanowire in a helical texture with different values of field amplitudes: $B=0.5$ T (blue), $B=0.7$ T (green), $B=0.9$ T (yellow), $B=1.1$ T (red).

are shown in Figs. 3(a) and (b), while the corresponding low-energy spectrum as a function of μ is displayed in Figs. 3(c) and (d), respectively. We note that both $\lambda=200$ nm and $\lambda=500$ nm leads to the formation of MBS for appropriate values of μ . However, the MBS for the longer period appear to be more robust, as seen from the fact that the *minigap* and the range of μ within which the MBS emerge are larger for $\lambda=500$ nm. Furthermore, for $\lambda=500$ nm, multiple topological regions develop as the result of subbands mixing.

In order to better understand the effects of both λ and μ on the realization of the topological superconducting phase, we first consider, for the sake of comparison, the case of a one-dimensional (1D) NW under a helical mag-

netic texture. By defining $g^* \mu_B B/2 = J$, where B is the amplitude of the helical magnetic field, the topological condition can be written as $J^2 > (\mu - \eta)^2 + \Delta^2$, where $\eta = \hbar^2 q^2 / 8m^*$ and $q = 2\pi/\lambda$. This imposes boundaries on the values of λ for which the topological phase can be reached,

$$\sqrt{\frac{\pi^2 t}{\mu + \sqrt{J^2 - \Delta^2}}} < \frac{\lambda}{a} < \sqrt{\frac{\pi^2 t}{\mu - \sqrt{J^2 - \Delta^2}}}, \quad (2)$$

where the upper bound applies only when $\mu > \sqrt{J^2 - \Delta^2}$. The corresponding phase diagram in the μ - λ plane is shown in Fig. 3(e), where the cyan region represents the topological superconducting regime specified by Eq.(2) at $B=1.3$ T. To compare this phase diagram with the solutions of Hamiltonian (1) for our platform, we compute the energy spectrum for several values of λ , ranging from 150 nm to 520 nm, and plot the values of μ at which MBS appear [red dots in Fig. 3(e)] in the same plot. Interestingly, in spite of the non-helical character of the magnetic texture generated by the stripes, many of the topological regions obtained for the set-up in Fig. 1(b) lie within the topological region of the helical texture on a 1D NW. Therefore, the phase diagram for the magnetic helix case still can be used for estimating the system parameters leading to the formation of MBS in the 2D-NW/stripes set-up, specially for $\mu \lesssim 0.5$ meV. For larger values of μ , the occupancy of multiple subbands in the 2D NW under the non-helical fringing field of the stripes leads to re-entrance into the topological regime and the emergence of MBS beyond the topological region of the 1D-NW/magnetic helix structure (note the multiple red dots outside the cyan region in Fig. 3(e)).

A phase diagram including the magnetic helix amplitude, in addition to λ and μ is shown in Fig. 3(f) for the 1D-NW/magnetic helix structure. As explained above, we can use this phase diagram to draft some conclusions about the system parameters required to drive the proposed platform into the topological regime. Thus, Fig. 3(f) suggests that it is desirable to have larger fringing fields, wider stripes, and a smaller chemical potential to favor the formation of robust MBS.

We have also investigated the stability of MBS in the presence of random fluctuations of the fringing fields generated by the magnetic stripes. In particular, we found that the MBS are not only robust against this kind of disorder but, surprisingly, the topological region where MBS emerge can even be enhanced by increasing the strength of the magnetic field fluctuations [65, 66].

A particularly attractive functionality of the proposed platform for switching of topological phase transitions relies on the possibility of changing the magnetic stripes orientation by passing a current through the Co/Pt multilayer thin film [45, 67] and reorienting the stripes from being perpendicularly to being parallel to the NW. This modifies the form of the fringing fields experienced by the

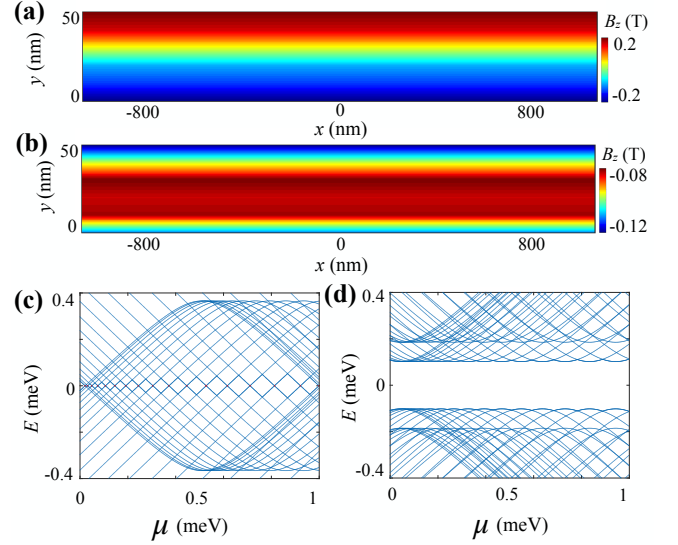


FIG. 4. (a) Spatial profile of the out-of-plane component, B_z , of the fringing field generated by stripes parallel to a nanowire located on the top of the domain wall between two adjacent stripes. (b) same as in (a) but for a nanowire located on the top of a single stripe. (c) and (d) Low-energy spectrum as a function of the chemical potential, μ , for the cases (a) and (b), respectively. Parameters: $\lambda=360$ nm, $g^*=15$.

carriers in the NW and, eventually, affect the topological superconducting phase. Two relevant scenarios might occur when the stripes are parallel to the NW: (i) the NW is located on the top of the domain wall between two adjacent stripes and (ii) the NW lies on the top of a single stripe. The position dependence of the z component of the fringing fields in the NW region for cases (i) and (ii) is shown in Figs. 4(a) and (b), respectively. In both cases the fringing field does not change along the NW. Therefore, the corresponding synthetic SOC only couples spin to the y -component of the carriers momenta and no MBS are expected to occur. The absence of MBS for when the stripes lie parallel to the NW is clearly manifested in the low-energy spectra shown in Figs. 4(c) and (d), corresponding to the cases (i) [Fig. 4(a)] and (ii) [Fig. 4(b)], respectively. In case (i), in most of the NW region, the Zeeman energy corresponding to the generated fringing field exceeds the superconducting gap Δ causing the gap to close at certain values of the chemical potential [see Fig. 4(c)]. In case (ii), however, the fringing field is considerably weaker and the gap prevails over the complete range of chemical potential values [see Fig. 4(d)].

The absence of MBS when the stripes are parallel to the NW (Fig. 4) contrasts with the formation of MBS in the topological superconducting phase when the stripes are in the perpendicular direction (Fig. 4). Therefore, a current-induced reorientation of the magnetic stripes can be used to control the corresponding topological phase

transition in the NW without the need for an external magnetic field. The driving current flows through Co/Pt multilayer film, which is isolated by the spacer from the NW and although electric contacts on the NW may be needed for MBS detection, the current-induced topological phase transition occurs in a non-invasive manner, i.e., with no charge transfer.

The detection of the MBS can be performed using tunneling spectroscopy by attaching metallic leads at the two ends of the NW and by looking for a zero-bias conductance peak (ZBCP) [4, 58, 68–70]. The current-induced switching of the stripes orientation offers an additional knob not only for investigating the nature of the ZBCP and its relation to the presence of MBS, but also for exploring their robustness as a function of tunable synthetic SOC. Furthermore, the proposed set-up could provide a proof-of-concept demonstration of the feasibility of using current-controlled synthetic SOC for the manipulation of MBS beyond recent experimental advances [44], paving the way to more complex platforms with extended tunability for the realization of braiding operations [41, 42].

This work is supported by DARPA Grant No. DP18AP900007, US ONR Grant No. N000141712793 (I. Ž. and A. M.-A.), and the UB Center for Computational Research. This work was performed in part at the Advanced Science Research Center NanoFabrication Facility of the Graduate Center at the City University of New York.

-
- [1] V. Mourik, K. Zuo, S. M. Frolov, S. R. Plissard, E. P. A. M. Bakkers, and L. P. Kouwenhoven, “Signatures of Majorana fermions in hybrid superconductor-semiconductor nanowire devices,” *Science* **336**, 1003 (2012).
 - [2] A. Das, Y. Ronen, Y. Most, Y. Oreg, M. Heiblum, and H. Shtrikman, “Zero-bias peaks and splitting in an Al-InAs nanowire topological superconductor as a signature of Majorana fermions,” *Nat. Phys.* **8**, 887 (2012).
 - [3] L. P. Rokhinson, X. Liu, and J. K. Furdyna, “The fractional a.c. Josephson effect in a semiconductor-superconductor nanowire as a signature of Majorana particles,” *Nat. Phys.* **8**, 795 (2012).
 - [4] A. D. K. Finck, D. J. Van Harlingen, P. K. Mohseni, K. Jung, and X. Li, “Anomalous modulation of a zero-bias peak in a hybrid nanowire-superconductor device,” *Phys. Rev. Lett.* **110**, 126406 (2013).
 - [5] H. Zhang, C.-X. Liu, S. Gazibegovic, D. Xu, J. A. Logan, G. Wang, N. van Loo, J. D. S. Bommer, M. W. A. de Moor, D. Car, R. L. M. Op het Veld, P. J. van Veldhoven, S. Koelling, M. A. Verheijen, M. Pendharkar, D. J. Pennachio, B. Shojaei, J. S. Lee, C. J. Palmstrøm, E. P. A. M. Bakkers, S. Das Sarma, and L. P. Kouwenhoven, “Quantized Majorana conductance,” *Nature* **556**, 74 (2018).
 - [6] S. Nadj-Perge, I. K. Drozdov, J. Li, H. Chen, S. Jeon, J. Seo, A. H. MacDonald, B. A. Bernevig, and A. Yazdani, “Observation of Majorana fermions in ferromagnetic atomic chains on a superconductor,” *Science* **346**, 602 (2014).
 - [7] R. Pawlak, M. Kisiel, J. Klinovaja, T. Meier, S. Kawai, T. Glatzel, D. Loss, and E. Meyer, “Probing atomic structure and majorana wavefunctions in mono-atomic Fe-chains on superconducting Pb-surface,” *NPJ Quantum Inf.* **2**, 16035 (2016).
 - [8] M. T. Deng, S. Vaitiekenas, E. B. Hansen, J. Danon, M. Leijnse, K. Flensberg, J. Nygård, P. Krogstrup, and C. M. Marcus, “Majorana bound state in a coupled quantum-dot hybrid-nanowire system,” *Science* **354**, 1557 (2016).
 - [9] B. E. Feldman, M. T. Randeria, J. Li, S. Jeon, Y. Xie, Z. Wang, I. K. Drozdov, B. A. Bernevig, and A. Yazdani, “High-resolution studies of the Majorana atomic chain platform,” *Nat. Phys.* **13**, 286 (2017).
 - [10] A. Kitaev, “Fault-tolerant quantum computation by anyons,” *Ann. Phys.* **303**, 2 (2003).
 - [11] C. Nayak, S. H. Simon, A. Stern, M. Freedman, and S. Das Sarma, “Non-Abelian anyons and topological quantum computation,” *Rev. Mod. Phys.* **80**, 1083 (2008).
 - [12] A. Y. Kitaev, “Unpaired Majorana fermions in quantum wires,” *Phys.-Usp.* **44**, 131 (2001).
 - [13] J. D. Sau, R. M. Lutchyn, S. Tewari, and S. Das Sarma, “Generic new platform for topological quantum computation using semiconductor heterostructures,” *Phys. Rev. Lett.* **104**, 040502 (2010).
 - [14] D. Aasen, M. Hell, R. V. Mishmash, A. Higginbotham, J. Danon, M. Leijnse, T. S. Jespersen, J. A. Folk, C. M. Marcus, K. Flensberg, and J. Alicea, “Milestones toward Majorana-based quantum computing,” *Phys. Rev. X* **6**, 031016 (2016).
 - [15] P. Schüffegen, T. Schmitt, M. Schleenvoigt, D. Rosenbach, P. Perla, A. R. Jalil, G. Mussler, M. Lepsa, T. Schäpers, and D. Grützmacher, “Exploiting topological matter for Majorana physics and devices,” *Solid-State Electronics*, 0038 (2019).
 - [16] L. Fu and C. L. Kane, “Superconducting proximity effect and Majorana fermions at the surface of a topological insulator,” *Phys. Rev. Lett.* **100**, 096407 (2008).
 - [17] R. M. Lutchyn, J. D. Sau, and S. Das Sarma, “Majorana fermions and a topological phase transition in semiconductor-superconductor heterostructures,” *Phys. Rev. Lett.* **105**, 077001 (2010).
 - [18] Y. Oreg, G. Refael, and F. von Oppen, “Helical liquids and Majorana bound states in quantum wires,” *Phys. Rev. Lett.* **105**, 177002 (2010).
 - [19] E. Grosfeld and A. Stern, “Observing Majorana bound states of Josephson vortices in topological superconductors,” *Proc. Natl. Acad. Sci. USA* **108**, 11810 (2011).
 - [20] F. Pientka, A. Romito, M. Duckheim, Y. Oreg, and F. von Oppen, “Signatures of topological phase transitions in mesoscopic superconducting rings,” *New J. Phys.* **15**, 025001 (2013).
 - [21] A. Cook and M. Franz, “Majorana fermions in a topological-insulator nanowire proximity-coupled to an s-wave superconductor,” *Phys. Rev. B* **84**, 201105 (2011).
 - [22] N. Mohanta and A. Taraphder, “Topological superconductivity and Majorana bound states at the LaAlO₃/SrTiO₃ interface,” *EPL (Europhysics Letters)* **108**, 60001 (2014).
 - [23] P. W. Brouwer, M. Duckheim, A. Romito, and F. von

- Oppen, “Topological superconducting phases in disordered quantum wires with strong spin-orbit coupling,” *Phys. Rev. B* **84**, 144526 (2011).
- [24] B. Braunecker and P. Simon, “Interplay between classical magnetic moments and superconductivity in quantum one-dimensional conductors: Toward a self-sustained topological Majorana phase,” *Phys. Rev. Lett.* **111**, 147202 (2013).
- [25] V. Korenman, J. L. Murray, and R. E. Prange, “Local-band theory of itinerant ferromagnetism. I. Fermi-liquid theory,” *Phys. Rev. B* **16**, 4032 (1977).
- [26] G. Tatara and H. Fukuyama, “Resistivity due to a domain wall in ferromagnetic metal,” *Phys. Rev. Lett.* **78**, 3773 (1997).
- [27] P. Bruno, V. K. Dugaev, and M. Taillefer, “Topological Hall effect and Berry phase in magnetic nanostructures,” *Phys. Rev. Lett.* **93**, 096806 (2004).
- [28] C. Jia and J. Berakdar, “Tunneling anisotropic magnetoresistance of helimagnet tunnel junctions,” *Phys. Rev. B* **81**, 052406 (2010).
- [29] S. Nadj-Perge, I. K. Drozdov, B. A. Bernevig, and A. Yazdani, “Proposal for realizing Majorana fermions in chains of magnetic atoms on a superconductor,” *Phys. Rev. B* **88**, 020407 (2013).
- [30] J. Li, T. Neupert, Z. Wang, A. H. MacDonald, A. Yazdani, and B. A. Bernevig, “Two-dimensional chiral topological superconductivity in Shiba lattices,” *Nat. Commun.* **7**, 12297 (2016).
- [31] J. Klinovaja, P. Stano, A. Yazdani, and D. Loss, “Topological superconductivity and Majorana fermions in RKKY systems,” *Phys. Rev. Lett.* **111**, 186805 (2013).
- [32] M. Kjaergaard, K. Wölms, and K. Flensberg, “Majorana fermions in superconducting nanowires without spin-orbit coupling,” *Phys. Rev. B* **85**, 020503 (2012).
- [33] B. Braunecker, G. I. Japaridze, J. Klinovaja, and D. Loss, “Spin-selective Peierls transition in interacting one-dimensional conductors with spin-orbit interaction,” *Phys. Rev. B* **82**, 045127 (2010).
- [34] M. M. Vazifeh and M. Franz, “Self-organized topological state with Majorana fermions,” *Phys. Rev. Lett.* **111**, 206802 (2013).
- [35] P. Marra and M. Cuoco, “Controlling Majorana states in topologically inhomogeneous superconductors,” *Phys. Rev. B* **95**, 140504 (2017).
- [36] G. Yang, P. Stano, J. Klinovaja, and D. Loss, “Majorana bound states in magnetic skyrmions,” *Phys. Rev. B* **93**, 224505 (2016).
- [37] U. Güngördü, S. Sandhoefner, and A. A. Kovalev, “Stabilization and control of Majorana bound states with elongated skyrmions,” *Phys. Rev. B* **97**, 115136 (2018).
- [38] J.-P. Xu, M.-X. Wang, Z. L. Liu, J.-F. Ge, X. Yang, C. Liu, Z. A. Xu, D. Guan, C. L. Gao, D. Qian, Y. Liu, Q.-H. Wang, F.-C. Zhang, Q.-K. Xue, and J.-F. Jia, “Experimental detection of a Majorana mode in the core of a Magnetic vortex inside a topological insulator-superconductor $\text{Bi}_2\text{Te}_3/\text{NbSe}_2$ heterostructure,” *Phys. Rev. Lett.* **114**, 017001 (2015).
- [39] H.-H. Sun, K.-W. Zhang, L.-H. Hu, C. Li, G.-Y. Wang, H.-Y. Ma, Z.-A. Xu, C.-L. Gao, D.-D. Guan, Y.-Y. Li, C. Liu, D. Qian, Y. Zhou, L. Fu, S.-C. Li, F.-C. Zhang, and J.-F. Jia, “Majorana zero mode detected with spin selective Andreev reflection in the vortex of a topological superconductor,” *Phys. Rev. Lett.* **116**, 257003 (2016).
- [40] S. K. Kim, S. Tewari, and Y. Tserkovnyak, “Control and braiding of Majorana fermions bound to magnetic domain walls,” *Phys. Rev. B* **92**, 020412 (2015).
- [41] G. L. Fatin, A. Matos-Abiague, B. Scharf, and I. Žutić, “Wireless Majorana bound states: From magnetic tunability to braiding,” *Phys. Rev. Lett.* **117**, 077002 (2016).
- [42] A. Matos-Abiague, J. Shabani, A. D. Kent, G. L. Fatin, B. Scharf, and I. Žutić, “Tunable magnetic textures: From Majorana bound states to braiding,” *Solid State Commun.* **262**, 1 (2017).
- [43] T. Zhou, N. Mohanta, J. E. Han, A. Matos-Abiague, and I. Žutić, “From spintronics to Majorana bound states,” *arXiv:1901.02506* (2019).
- [44] A recent work has reported the formation of MBS in a superconducting carbon nanotube by using synthetic SOC generated by the fringe field of a Co/Pt multilayer film [71].
- [45] A. D. Kent, J. Yu, U. Rüdiger, and S. S. P. Parkin, “Domain wall resistivity in epitaxial thin film microstructures,” *J. Phys. Condens. Matter* **13**, R461 (2001).
- [46] H. J. Suominen, J. Danon, M. Kjaergaard, K. Flensberg, J. Shabani, C. J. Palmstrøm, F. Nichele, and C. M. Marcus, “Anomalous Fraunhofer interference in epitaxial superconductor-semiconductor Josephson junctions,” *Phys. Rev. B* **95**, 035307 (2017).
- [47] D. T. Liu, J. Shabani, and A. Mitra, “Long-range Kitaev chains via planar Josephson junctions,” *Phys. Rev. B* **97**, 235114 (2018).
- [48] W. Mayer, J. Yuan, K. Wickramasinghe, T. Nguyen, M. C. Dartiailh, and J. Shabani, “Superconducting proximity effect in epitaxial Al-InAs heterostructures,” *arXiv:1810.02514* (2018).
- [49] COMSOL Multiphysics software, <http://comsol.com/>.
- [50] E. Y. Tsybal and I. Žutić, “Handbook of spin transport and magnetism,” CRC Press, Taylor & Francis, Boca Raton, FL (2012).
- [51] P. Krogstrup, N. L. B. Ziino, W. Chang, S. M. Albrecht, M. H. Madsen, E. Johnson, J. Nygård, C. M. Marcus, and T. S. Jespersen, “Epitaxy of semiconductor-superconductor nanowires,” *Nat. Mater.* **14**, 400 (2015).
- [52] A. E. Antipov, A. Bargerbos, G. W. Winkler, B. Bauer, E. Rossi, and R. M. Lutchyn, “Effects of gate-induced electric fields on semiconductor Majorana nanowires,” *Phys. Rev. X* **8**, 031041 (2018).
- [53] S. P. Svensson, W. L. Sarney, H. Hier, Y. Lin, D. Wang, D. Donetsky, L. Shterengas, G. Kipshidze, and G. Belenky, “Band gap of $\text{InAs}_{1-x}\text{Sb}_x$ with native lattice constant,” *Phys. Rev. B* **86**, 245205 (2012).
- [54] I. Žutić, J. Fabian, and S. Das Sarma, “Spintronics: Fundamentals and applications,” *Rev. Mod. Phys.* **76**, 323 (2004).
- [55] C. Betthausen, T. Dollinger, H. Saarikoski, V. Kolkovsky, G. Karczewski, T. Wojtowicz, K. Richter, and D. Weiss, “Spin-transistor action via tunable Landau-Zener transitions,” *Science* **337**, 324 (2012).
- [56] G. Ben-Shach, A. Haim, I. Appelbaum, Y. Oreg, A. Yacoby, and B. I. Halperin, “Detecting Majorana modes in one-dimensional wires by charge sensing,” *Phys. Rev. B* **91**, 045403 (2015).
- [57] B. Scharf and I. Žutić, “Probing Majorana-like states in quantum dots and quantum rings,” *Phys. Rev. B* **91**, 144505 (2015).
- [58] K. Sengupta, I. Žutić, H.-J. Kwon, V. M. Yakovenko, and S. Das Sarma, “Midgap edge states and pairing symmetry of quasi-one-dimensional organic supercon-

- ductors,” *Phys. Rev. B* **63**, 144531 (2001).
- [59] N. Mohanta, A. P. Kampf, and T. Kopp, “Supercurrent as a probe for topological superconductivity in magnetic adatom chains,” *Phys. Rev. B* **97**, 214507 (2018).
- [60] L. Kuerten, C. Richter, N. Mohanta, T. Kopp, A. Kampf, J. Mannhart, and H. Boschker, “In-gap states in superconducting $\text{LaAlO}_3/\text{SrTiO}_3$ interfaces observed by tunneling spectroscopy,” *Phys. Rev. B* **96**, 014513 (2017).
- [61] S. Das Sarma, J. D. Sau, and T. D. Stanescu, “Splitting of the zero-bias conductance peak as smoking gun evidence for the existence of the Majorana mode in a superconductor-semiconductor nanowire,” *Phys. Rev. B* **86**, 220506 (2012).
- [62] D. I. Pikulin, J. P. Dahlhaus, M. Wimmer, H. Schomeerus, and C. W. J. Beenakker, “A zero-voltage conductance peak from weak antilocalization in a Majorana nanowire,” *New J. Phys.* **14**, 125011 (2012).
- [63] G. Kells, D. Meidan, and P. W. Brouwer, “Near-zero-energy end states in topologically trivial spin-orbit coupled superconducting nanowires with a smooth confinement,” *Phys. Rev. B* **86**, 100503 (2012).
- [64] D. Bagrets and A. Altland, “Class D spectral peak in Majorana quantum wires,” *Phys. Rev. Lett.* **109**, 227005 (2012).
- [65] A. Habibi, S. A. Jafari, and S. Rouhani, “Resilience of Majorana fermions in the face of disorder,” *Phys. Rev. B* **98**, 035142 (2018).
- [66] S. Boutin, J. Camirand Lemyre, and I. Garate, “Majorana bound state engineering via efficient real-space parameter optimization,” *Phys. Rev. B* **98**, 214512 (2018).
- [67] C. Kooy and U. Enz, “Experimental and theoretical study of the domain configuration in thin layers of $\text{BaFe}_{12}\text{O}_{19}$,” *Philips Res. Repts* **15**, 7 (1960).
- [68] E. J. H. Lee, X. Jiang, R. Aguado, G. Katsaros, C. M. Lieber, and S. De Franceschi, “Zero-bias anomaly in a nanowire quantum dot coupled to superconductors,” *Phys. Rev. Lett.* **109**, 186802 (2012).
- [69] M. T. Deng, C. L. Yu, G. Y. Huang, M. Larsson, P. Caroff, and H. Q. Xu, “Anomalous zero-bias conductance peak in a Nb-InSb nanowire-Nb hybrid device,” *Nano Lett.* **12**, 6414 (2012).
- [70] J. Liu, A. C. Potter, K. T. Law, and P. A. Lee, “Zero-bias peaks in the tunneling conductance of spin-orbit-coupled superconducting wires with and without Majorana end-states,” *Phys. Rev. Lett.* **109**, 267002 (2012).
- [71] M. M. Desjardins, L. C. Contamin, M. R. Delbecq, M. C Dartiailh, L. E. Bruhat, T. Cubaynes, J. J. Viennot, F. Mallet, S. Rohart, A. Thiaville, A. Cottet, and T. Kontos, “Synthetic spin orbit interaction for Majorana devices,” [arXiv:1902.07479](https://arxiv.org/abs/1902.07479) (2019)