

# Helper and Equivalent Objectives: An Efficient Approach for Constrained Optimisation

Tao Xu and Jun He and Changjing Shang

**Abstract**—Numerous multi-objective evolutionary algorithms have been designed for constrained optimisation in last two decades. This method is to transform a constrained optimisation problem into a multi-objective optimisation problem, then solve it by an evolutionary algorithm. In this paper, we propose a new multi-objective method for constrained optimisation, which is to convert a constrained optimisation problem into a problem with helper and equivalent objectives. An equivalent objective means that its optimal solution set is the same as that to the constrained problem but a helper objective not. Then this multi-objective optimisation problem is decomposed into a group of sub-problems using the weighted sum approach. We prove that using helper and equivalent objectives may shorten the time of crossing the “wide gap”. We conduct a case study for validating our method. An algorithm with helper and equivalent objectives is implemented. Experimental results show that its overall performance is ranked first when compared with other eight state-of-art evolutionary algorithms. The case study proves the efficiency of the helper and equivalent objective method for constrained optimisation.

**Index Terms**—constrained optimisation, constraint handling techniques, evolutionary algorithms, multi-objective optimisation, algorithm analysis, objective decomposition

## I. INTRODUCTION

Optimisation problems in the real world often contain different types of constraints. A constrained optimisation problem (COP) is formulated in a mathematical form:

$$\begin{aligned} \min \quad & f(\vec{x}), \quad \vec{x} = (x_1, \dots, x_D) \in \Omega, \\ \text{subject to} \quad & \begin{cases} g_i(\vec{x}) \leq 0, & i = 1, \dots, q, \\ g_i(\vec{x}) = 0, & i = q+1, \dots, r, \end{cases} \end{aligned} \quad (1)$$

where  $\Omega = \{\vec{x} \mid L_j \leq x_j \leq U_j, j = 1, \dots, D\}$  is a bounded domain in  $\mathbb{R}^D$ .  $D$  is the dimension.  $L_j$  and  $U_j$  denote lower and upper boundaries respectively.  $g_i(\vec{x}) \leq 0$  is an inequality constraint while  $g_i(\vec{x}) = 0$  an equality constraint. A solution satisfying all constraints is called a feasible solution while a solution violating a constraint is called an infeasible solution. Let  $\Omega^*$  denote the set of optimal feasible solution(s).

There exist a variety of evolutionary algorithms (EAs) for solving COPs, which employ different constraint handling

methods, such as the penalty function, repairing infeasible solutions and multi-objective optimisation [1]–[4]. A multi-objective method works by transforming a COP into a multi-objective optimisation problem without inequality and equality constraints and then, solving it by a multi-objective EAs. Perhaps the most popular implementation is to minimise the original objective function and the degree of constraint violation simultaneously [4]–[6].

$$\min \vec{f}(\vec{x}) = (f(\vec{x}), v(\vec{x})), \quad \vec{x} \in \Omega, \quad (2)$$

where  $v(\vec{x})$  is the sum of constraint violation degrees:

$$v(\vec{x}) = \sum_i v_i(\vec{x}) + \sum_j v_j(\vec{x}). \quad (3)$$

$v_i(\vec{x})$  (where  $i \leq q$ ) is the degree of violating an inequality constraint:

$$v_i(\vec{x}) = \max\{0, g_i(\vec{x})\}, \quad i = 1, \dots, q. \quad (4)$$

$v_j(\vec{x})$  (where  $j > q$ ) the degree of violating an equal constraint:

$$v_j(\vec{x}) = \max\{0, |g_j(\vec{x})| - \epsilon\}, \quad j = q+1, \dots, r, \quad (5)$$

where  $\epsilon$  is a tolerance allowed for the equality constraint.

Numerous multi-objective EAs for constrained optimisation have been proposed in last two decades. Many empirical studies have demonstrated the efficiency of the multi-objective method [4]. But intuitively, the more objectives a problem has, the more difficult it is to resolve. Thus, this raises a question why the multi-objective method could be superior to the single objective method. So far few theoretical analyses have been reported for answering this question.

In fact, none of EAs in the latest CEC 2018 constrained optimisation competition adopted multi-objective optimisation [7]. The competition benchmark suite includes 50 and 100 dimensional functions [7], [8]. For a multi-objective optimisation problem, the higher dimension, the more complex Pareto optimal set. This raises another question whether multi-objective EAs are able to compete with the state-of-art EAs in the competition. The above questions motivate us to further investigate the multi-objective method for COPs.

Our work is inspired by helper objectives [9]. A single-objective optimization problem is converted into a multi-objective one by adding helper objectives [9]. The use of helper objectives may significantly improve the performance of EAs for solving combinatorial optimisation problems, such as job shop scheduling, travelling salesman and vertex covering [9], [10]. Our work is also inspired by objective decomposition, which was recently adopted in multi-objective EAs for COPs [11]–[14]. Because the goal of COPs is to seek

Manuscript received xx xx xxxx

Tao Xu and Changjing Shang are with the Department of Computer Science, Aberystwyth University, Aberystwyth SY23 3DB, U.K. e-mail: {tax2,cns}@aber.ac.uk.

Jun He (corresponding author) is with the School of Science and Technology, Nottingham Trent University, Nottingham NG11 8NS, U.K. Email: jun.he@ntu.ac.uk.

the optimal feasible solution(s) rather than a Pareto optimal set, decomposition-based multi-objective EAs with biased weights are flexible than those based on Pareto ranking.

In this paper, we propose a novel multi-objective method for constrained optimisation, called the equivalent and helper objectives method. It is to convert a COP into an optimisation problem equivalent to the COP but without equality and inequality constraints, then add several helper objectives. An equivalent objective means its optimal solution set is identical to  $\Omega^*$ , but a helper objective not. We solve this multi-objective optimisation problem by a decomposition-based multi-objective EA.

Our research hypothesis is that the helper and equivalent objective method might outperform the single objective method on certain hard problems. We conduct both theoretical and empirical comparisons of these two methods.

- 1) In theory, the “wide gap” problem [15], [16] is regarded as a hard problem to EAs. We aim at proving using helper and equivalent objectives may shorten the hitting time of crossing such a “wide gap”.
- 2) A case study is conducted for validating the helper and equivalent objective method. We aim at designing an EA with helper and equivalent objectives and demonstrating that it can outperform EAs in the CEC 2018 competition.

The paper is organised as follows: Section III is literature review. Section IV describes the helper and equivalent objective method. Section IV theoretically analyses this method. Section V conducts a case study. Section VI reports experiments and results. Section VII concludes the work.

## II. LITERATURE REVIEW

The idea of applying multi-objective optimisation to COPs has attracted much interest over last two decades [2]–[4]. In late 1990s, Surry and Radcliff [5] proposed constrained optimisation with multi-objective genetic algorithms. They considered a COP from a dual perspective, as a constraint satisfaction problem and an unconstrained optimisation problem. Coello [17] introduced the concept of non-dominance to convert constraints into the fitness function of a genetic algorithm. Feasible individuals are ranked higher than infeasible ones, while infeasible individuals with a lower degree of constraint violation is ranked higher than those with a higher degree. Zhou et al. [6] developed a method that transforms a COP into a bi-objective optimisation model, involving the original objective function and the degree function that violates the constraints. Then, they devised a real-coded genetic algorithm based on Pareto strength and Minimal Generation Gap model to solve the resulting bi-objective model.

Many multi-objective EAs for COPs are based on Pareto ranking. Venkatraman and Yen [18] put forward a two-phase genetic algorithm framework. In the first phase, a COP is treated as a constraint satisfaction problem. In the second phase, a COP is treated as a bi-objective optimisation problem with the simultaneous optimisation of the objective function and the satisfaction level of the constraints. From this the Non-Dominated Sorting Genetic Algorithm is used to resolve the problem. Cai and Wang [19], [20] combined multi-objective

optimisation with differential evolution to solve COPs, based on the exploitation of a bi-objective model. The search is guided by a mechanism that implements infeasible solution archiving and replacement. Furthermore, they provided a dynamic hybrid framework [21], involving both global search and local search. Li et al. [22] converted a COP into a dynamic constrained many-objective optimization problem, then, Zeng et al. [12] proposed a general framework with three objectives: the original objective, a constraint-violation objective, and a niche-count objective. They employed three types of multi-objective EAs, i.e., Pareto ranking-based, decomposition-based, and hype-volume indicator-based to instantiate the framework.

Recently, objective decomposition is also adopted in multi-objective EAs for COPs. Xu et al. [11] generated several helper objective subproblems from weighted sums between the original objective function and constraint violation degree; then solve them using differential evolution. However, weights are static over generations. Wang et al. [14] also made use of the weighted sum approach to decompose the problem (2) into a number of scalar optimisation subproblems and then applied differential evolution to solve them. They designed a strategy of adjusting weights. Peng et al. [13] applied the Chebyshev approach to decompose the problem (2). They designed biased dynamic weights for selecting different individuals with low objective values and low degree of constraint violations. Biased weights are adjusted dynamically in order to force the search to a promising feasible region, while keeping a balance between the convergence and population diversity.

The theoretical analysis of multi-objective EAs for constrained optimisation is still rare and limited to combinatorial optimisation. He et al. [23] proved that a multi-objective EA with helper objectives is a 1/2-approximation algorithm for the knapsack problem. Recently, Neumann and Sutton [24] analysed the running time of a variant of Global Simple Evolutionary Multiobjective Optimizer on the knapsack problem.

## III. THE HELPER AND EQUIVALENT OBJECTIVE METHOD

### A. Helper and Equivalent Objectives

Let's start from a problem existing in the common bi-objective method which aims at minimising the objective function  $f$  and constraint violation  $v$  simultaneously. The Pareto optimal set to problem (2) is often significantly larger than  $\Omega^*$ . For example, the optimal solution to the COP below is a single point  $\Omega^* = \{0\}$ .

$$\begin{cases} \min & f(x) = x, & x \in [-1000, 1000], \\ \text{subject to} & g(x) = \sin(\frac{x\pi}{1200}) \geq 0. \end{cases}$$

The Pareto optimal set to the bi-objective problem below is  $\{-1000\} \cup [-200, 0]$ , consisting of infinite points. The Pareto front is shown in Fig. 1.

$$\begin{cases} \min & \vec{f}(x) = (f(x), v(x)), & x \in [-1000, 1000], \\ \text{where} & v(x) = \max\{0, -\sin(x\pi/1200)\}. \end{cases} \quad (6)$$

Furthermore, in objective decomposition [11], [14], minimisation of linear combination  $w_1 f(x) + w_2 v(x)$  (where weights  $w_1 > 0, w_2 \geq 0$ ) points to  $x = -1000$ , far away from  $\Omega^*$ .

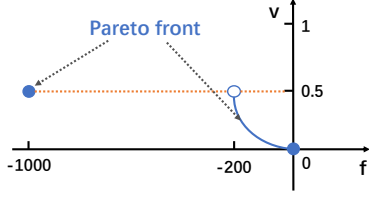


Fig. 1. Pareto front to the two-objective optimisation problem (6)

This example shows that using two objectives makes the problem more complicated. Thus, it is hard to explain why the multi-objective method is more efficient.

To tackle the above problem, we introduce equivalent and helper objectives which are defined as below. The term “helper objective” originates from [9]. More accurately, it is a heuristic objective.

**Definition 1:** Given the COP (1) and a scalar function  $g(\vec{x})$  defined on  $\Omega$ ,  $g(\vec{x})$  is called an equivalent objective function if the optimal solution set to  $\min g(\vec{x})$  is the same as  $\Omega^*$ ; else  $g(\vec{x})$  is called a helper objective function.

Intuitively, an equivalent objective ensures a primary search direction towards  $\Omega^*$  and avoid an enlarged Pareto optimal set. Helper objectives provide auxiliary search directions. If there exists an obstacle like a “wide gap” on the primary direction, the search may bypass it.

Equivalent functions can be obtained from single objective methods for constrained optimisation. For example, the death penalty function is an equivalent function. Let  $\Omega_F$  denote feasible solutions and  $\Omega_I$  infeasible ones.

$$e(\vec{x}) = \begin{cases} f(\vec{x}), & \text{if } \vec{x} \in \Omega_F, \\ +\infty, & \text{if } \vec{x} \in \Omega_I. \end{cases} \quad (7)$$

But the objective function  $f$  is not an equivalent function unless all optimal solution(s) to  $\min f$  are feasible. The constraint violation degree  $v$  is not an equivalent function unless all feasible solutions are optimal. Hence, except particular COPs, both  $f$  and  $v$  are only helper functions.

In practice, it is more convenient to construct an equivalent function  $e(\vec{x})$  whose definition domain is a population  $P$ , rather than  $\Omega$ . In this case, the definition of helper and equivalent functions is modified as follows.

**Definition 2:** Given the COP (1), a population  $P$  such that  $\Omega^* \cap P \neq \emptyset$  and a scalar function  $g(\vec{x})$  defined on  $P$ ,  $g(\vec{x})$  is called an equivalent objective function if the optimal solution set to  $\min g(\vec{x})$  is the same as  $\Omega^* \cap P$ ; else  $g(\vec{x})$  is called a helper objective function. For a population  $P$  such that  $\Omega^* \cap P = \emptyset$ , we can not distinguish between equivalent and helper functions defined on  $P$ .

An example is Deb’s superiority of feasibility rule [25] which is described as follows. Given a population  $P$ ,

- 1) A feasible solution with a smaller  $f$  value is better than one with a larger  $f$  value;
- 2) A feasible solution is better than an infeasible solution;
- 3) An infeasible solution with smaller constraint violation is better than one with larger constraint violation.

The above rule leads to an equivalent function on  $P$  as

$$e(\vec{x}) = \begin{cases} f(\vec{x}), & \text{if } \vec{x} \in \Omega_F \cap P, \\ v(\vec{x}) + f_F(P), & \text{if } \vec{x} \in \Omega_I \cap P, \end{cases} \quad (8)$$

where  $f_F(P) = \max\{f(\vec{x}), \vec{x} \in \Omega_F \cap P\}$  for  $\Omega_F \cap P \neq \emptyset$  or  $f_F(P) = 0$  for else.

### B. The Helper and Equivalent Objective Method

Once an equivalent objective function is obtained, the COP (1) can be converted to a single-objective optimisation problem without inequality and equality constraints.

$$\min e(\vec{x}), \quad \vec{x} \in P. \quad (9)$$

In practice, an EA generates a population sequence  $\{P_t; t = 0, 1, \dots\}$  and  $e(\vec{x})$  is defined on each population  $P_t$ .

An EA with a single objective for constraint optimisation (SOCO) is described as follows.

**Input:** equivalent function  $e(\vec{x})$ ;

- 1: population  $P_0 \leftarrow$  initialise a population of solutions;
- 2: **for**  $t = 0, \dots, T_{\max}$  **do**
- 3:   population  $C_t \leftarrow$  generate a population of solutions from  $P_t$  subject to a conditional probability  $\Pr(C_t | P_t)$ ;
- 4:    $P_{t+1} \leftarrow$  select optimal solution(s) to  $\min e(\vec{x}), \vec{x} \in P_t \cup C_t$  and remove repeated ones.
- 5: **end for**

**Output:** the best individual  $\vec{x} \in P_t$ .

In the algorithm,  $T_{\max}$  is the maximum number of generations.  $\Pr(C_t | P_t)$  is a conditional probability determined by search operator(s). The population size  $|P_t|$  is changeable so that  $P_t$  is able to contain all found best solutions.

Besides the equivalent function  $e(\vec{x})$ , we add several helper functions  $h_i(\vec{x}), i = 1, \dots, k$ , and then obtain a helper and equivalent objective optimisation problem on a population  $P$ .

$$\min \vec{f}(\vec{x}) = (e(\vec{x}), h_1(\vec{x}), \dots, h_k(\vec{x})), \quad \vec{x} \in P. \quad (10)$$

Using an equivalent objective distinguishes our method from existing ones, while the latter can be called a multi-helper objective method.

Furthermore, we decompose problem (10) into several single objective problem. Decomposition-based multi-objective EAs have been proven to be efficient in solving multiobjective optimisation problems [26], [27]. The decomposition method in the present work adopts the weighted sum approach, adding the helper objective onto the equivalent objective such that

$$\min w_0 e(\vec{x}) + \sum_{j=1}^k w_j h_j(\vec{x}), \vec{x} \in P, \quad (11)$$

where  $w_j \geq 0$  are weights.

The problem (10) is transformed into a group of single-objective optimisation subproblems by assigning  $\lambda$  tuples of weights  $\vec{w}_i = (w_{0i}, w_{1i}, \dots, w_{ki})$  where  $i = 1, \dots, \lambda$ .

$$\min f_i(\vec{x}) = w_{0i} e(\vec{x}) + \sum_{j=1}^k w_{ji} h_j(\vec{x}), \quad \vec{x} \in P, \quad (12)$$

where one of functions  $f_i$  must be the equivalent function. For the sake of notation, let  $f_1 = e$ . Through decomposition, we solve one subproblem with an equivalent objective and several subproblems with helper objectives simultaneously. The latter helps explore different directions.

Since the ranges of  $e$  and  $h$  are occasionally significantly different, one of them may play a dominant role in the weighted sum. It is therefore, helpful to normalise the values of each function to  $[0, 1]$  so that none of them dominates others in the sum. The min-max normalisation method is adopted within a population  $P$ . For example,  $h(\vec{x})$  is normalised to  $[0, 1]$  by

$$h(\vec{x}) \leftarrow \frac{h(\vec{x}) - \max_{i \in P} h(\vec{x}_i)}{\max_{i \in P} h(\vec{x}_i) - \min_{i \in P} h(\vec{x}_i)}. \quad (13)$$

An EA with helper and equivalent objectives for constrained optimisation (HECO) is described as follows.

**Input:** helper and equivalent functions  $(e, h_1, \dots, h_k)$ ;

- 1: population  $P_0 \leftarrow$  initialise a population of solutions;
- 2: **for**  $t = 0, \dots, T_{\max}$  **do**
- 3:   adjust weights;
- 4:   population  $C_t \leftarrow$  generate a population of solutions from  $P_t$  subject to a conditional probability  $\Pr(C_t | P_t)$ ;
- 5:    $P_{t+1} \leftarrow$  select optimal solution(s) to  $\min f_i(\vec{x}), \vec{x} \in P_t \cup C_t$  for  $i = 1, \dots, \lambda$  where  $f_i$  is calculated by formula (12) and remove repeated ones.
- 6: **end for**

**Output:** the best individual  $\vec{x} \in P_t$ .

HECO selects optimal solution(s) to  $\min f_i(\vec{x}), \vec{x} \in P_t \cup C_t$  for each  $f_i$  (elitist selection), but it doesn't select all non-dominated solutions with respect to  $f_1, \dots, f_\lambda$ .

Since our goal is to find the optimal solution(s) to  $\min e(\vec{x})$  while other objectives only play a helper role, it is not necessary to generate solutions evenly spreading on the Pareto front. Thus, the decomposition mechanism proposed herein differs from that employed in traditional decomposition-based multi-objective EAs [26]. The weights are chosen dynamically over generations  $t$  so that each  $f_i$  eventually converges to an equivalent objective function. Thus, the adjustment of weights follows the principle: for  $i = 1, \dots, \lambda$ ,

$$\lim_{t \rightarrow +\infty} w_{0i,t} > 0, \lim_{t \rightarrow +\infty} w_{ji,t} = 0, \quad j = 1, \dots, k. \quad (14)$$

Compared with SOCO, HECO has two new features:

- 1) SOCO is one-dimension search along the direction  $e$  in the objective space. HECO is multi-dimensional search along several directions  $(e, h_1, \dots, h_k)$ .
- 2) The dynamically weighting ensures that at the beginning, HECO explores different directions  $e, h_1, \dots, h_k$  while at the end, HECO exploits the direction  $e$  for obtaining an optimal feasible solution.

HECO is a general framework which covers many variant algorithm instances. Equivalent and helper functions can be constructed in a different way, such as (7) and (8). Search operators can be chosen from evolutionary strategies, differential evolution, particle swarm optimisation and so on.

#### IV. A THEORETICAL ANALYSIS

##### A. Preliminary Definitions and Lemma

In theory, we aim at mathematically proving the conjecture: using helper and equivalent objectives might be useful on certain hard problems. First we introduce several preliminary definitions and a lemma.

For the sake of analysis, the search space  $\Omega$  is regarded as a finite set. This simplification is made due to two reasons. First, any computer can only represent a finite set of real numbers subject to a precision. Secondly, population  $P_t$  consists of finite individuals (points). But the probability of  $P_t$  at a single point or several points always equals to 0 in a continuous space  $\Omega$ . To handle this dilemma, we need to assume that possible values of  $P_t$  are finite.

Let  $\vec{f}(\vec{x}) = (f_1(\vec{x}), \dots, f_k(\vec{x}))$  be a scalar function ( $k = 1$ ) or a vector-valued function ( $k > 1$ ). Consider a minimisation problem with bounded constraints:

$$\min \vec{f}(\vec{x}), \quad \vec{x} \in \Omega. \quad (15)$$

If  $k = 1$ , it degenerates into a single-objective problem.

**Definition 3:**  $\vec{f}(\vec{x})$  is said to *dominate*  $\vec{f}(\vec{y})$  (written as  $\vec{f}(\vec{x}) \succ \vec{f}(\vec{y})$ ) if and only if

- 1)  $\forall i \in \{1, \dots, k\} : f_i(\vec{x}) \leq f_i(\vec{y})$ ;
- 2)  $\exists i \in \{1, \dots, k\} : f_i(\vec{x}) < f_i(\vec{y})$ .

If  $k = 1$ , the two conditions degenerate into one inequality  $f(\vec{x}) < f(\vec{y})$ .

Based on the domination relationship, the non-dominated set and Pareto optimal set are defined as follows.

**Definition 4:** A set  $S \subset S'$  is called a *non-dominated set* in the set  $S'$  if and only if  $\forall \vec{x} \in S, \forall \vec{y} \in S', \vec{x}$  is not dominated by  $\vec{y}$ . A set  $S$  is called a *Pareto optimal set* if and only if it is a non-dominated set in  $\Omega$ .

Given a target set, the hitting time is the number of generations for an EA to reach the set [28]. The hitting time of an EA from one set to another is defined as follows.

**Definition 5:** Let  $\{P_t; t = 0, 1, \dots\}$  be a population sequence of an EA. Given two sets  $S_1$  and  $S_2$ , the expected hitting time of the EA from  $S_1$  to  $S_2$  is defined by

$$T(S_2 | S_1) := \sum_{t=0}^{+\infty} \Pr(P_0 \subset \bar{S}_2, \dots, P_t \subset \bar{S}_2),$$

where the notation  $\bar{S}$  denotes the complement set of  $S$ .

From the definition, it is straightforward to derive a lemma for comparing the hitting time of two EAs.

**Lemma 1:** Let  $\{P_t; t = 0, 1, \dots\}$  and  $\{P'_t; t = 0, 1, \dots\}$  be two population sequences and  $S_1$  and  $S_2$  two sets. Let  $P_0 = P'_0 = S_1$ . If for any  $t$ ,

$$\Pr(P_0 \subset \bar{S}_2, \dots, P_t \subset \bar{S}_2) \geq \Pr(P'_0 \subset \bar{S}_2, \dots, P'_t \subset \bar{S}_2), \quad (16)$$

then  $T(S_2 | S_1) \geq T'(S_2 | S_1)$ . Furthermore, if the inequality (16) holds strictly for some  $t$ , then  $T(S_2 | S_1) > T'(S_2 | S_1)$ .

The above lemma gives a criterion to determine whether an EA has a shorter hitting time than another EA. The comparison is qualitative because it doesn't provide an estimation of the hitting time. For a quantitative comparison, it is necessary to utilise more powerful tools such as drift analysis [28], [29].

##### B. Fundamental Theorem

Now we compare SOCO for the single-objective problem (9) and HECO for the helper and equivalent objective problem (12). In order to make a fair comparison, a natural premise is that both EAs use identical search operator(s).

The main purpose of using HECO is to tackle hard problems facing SOCO. Yet, what kind of problems are hard to SOCO?

According to [15], [16], hard problems to EAs can be classified into two types: the “wide gap” problem and the “long path” problem. The concept of “wide gap” is established on fitness levels. In the helper and equivalent objective method, the equivalent function  $e(\vec{x})$  plays the role of “fitness”. In constrained optimisation, function  $f(\vec{x})$  is not suitable as “fitness” because the minimum value of  $f$  might be obtained by an infeasible solution.

The values of  $e(\vec{x})$  are split into fitness levels:  $FL_0 < FL_1 < \dots < FL_m$  and the search space  $\Omega$  is split into disjoint level sets:  $\Omega = \cup_{i=0}^m L_i$  where  $L = \{\vec{x}; e(\vec{x}) = FL\}$ . Given a fitness level  $FL$  and its corresponding point set  $L$ , let  $L^b$  denote points at better levels  $L^b := \{\vec{x}; e(\vec{x}) < FL\}$ . A “wide gap” between  $L$  and  $L^b$  is defined as follows.

**Definition 6:** Given an EA, we say a wide gap existing between  $L$  and  $L^b$  if for a subset  $A \subset L$ , the expected hitting time  $T(L^b | A \subset L)$  is an exponential function of the dimension  $D$ .

Several conditions are established for mathematically analysing SOCO and HECO. Let  $\{P_t; t = 0, 1, \dots\}$  represent the population sequence from SOCO and  $\{P'_t; t = 0, 1, \dots\}$  from HECO. Assume  $P_0 = P'_0$  are chosen from the fitness level  $FL$ . For SOCO, thanks to elitist selection, its offspring are either at the level  $FL$  or better fitness levels. For HECO, because of selection on both equivalent and helper function directions, offspring may include points from worse fitness levels too. This observation is summarised as a condition.

**Condition 1:** Assume that  $P_0 = P'_0 \subset L$ . For SOCO,  $P_t \subset L \cup L^b$  for ever. Provided that  $P_t = X = (\vec{x}_1, \dots, \vec{x}_m) \subset L$ , there is a one to many mapping from  $P_t$  to  $P'_t$  where  $P'_t$  is in the set

$$Map(X) = \{X' = (\vec{x}_1, \dots, \vec{x}_m, *) | * = \emptyset \text{ or } * \in \overline{L \cup L^b}\}.$$

The event of  $P_t = (\vec{x}_1, \dots, \vec{x}_m) \subset L$  requires  $\vec{x}_1 \in L, \dots, \vec{x}_m \in L$ . The probability of this event happening is larger than that of the event  $P'_t = (\vec{x}_1, \dots, \vec{x}_m, *)$  where  $* = \emptyset$  or  $* \in \overline{L \cup L^b}$  because the latter event requires  $\vec{x}_1 \in L, \dots, \vec{x}_m \in L$  and also  $* \in \overline{L \cup L^b}$ . This leads to the following conditions.

**Condition 2:** Let  $P_0 = P'_0 = A \subset L$ . For any  $t$ , it holds

$$\begin{aligned} & \Pr(P_0 = A \subset L, \dots, P_t = Z \subset L) \\ & \geq \sum_{* \in \overline{L^b}} \dots \sum_{* \in \overline{L^b}} \Pr(P'_0 = A' \subset \overline{L^b}, \dots, P'_t = Z' \subset \overline{L^b}). \end{aligned}$$

**Condition 3:** For some  $t$ , the above inequality is strict.

Thanks to elitist selection and equivalent objective, Conditions 1 and 2 are always true. Condition 3 could be true, for example, if the transition probability from  $*$  to  $L^b$  is greater than 0. Using the above conditions, we prove a fundamental theorem of comparing HECO and SOCO.

**Theorem 1:** Consider SOCO for the single objective problem (9) and HECO for the helper and equivalent objective problem (12) using elitist selection and identical search operator(s). Assume that SOCO faces a wide gap, that is,  $T(L^b | A \subset L)$  is an exponential function of  $D$  for a subset  $A$ . Let initial population  $P_0 = P'_0 = A$ . Under Conditions 1 and 2, the expected hitting time  $T(L^b | A) \geq T'(L^b | A)$ . Furthermore, under Condition 3,  $T(L^b | A) > T'(L^b | A)$ .

*Proof:* From Conditions 1 and 2, it follows for any  $t$ ,

$$\begin{aligned} & \Pr(P_0 \subset \overline{L^b}, \dots, P_t \subset \overline{L^b}) = \sum_{A \subset L} \dots \sum_{Z \subset L} \Pr(P_0 = A, \dots, P_t = Z) \\ & \geq \Pr(P'_0 \subset \overline{L^b}, \dots, P'_t \subset \overline{L^b}) \\ & = \sum_{A \subset L} \dots \sum_{Z \subset L} \sum_{* \in \overline{L^b}} \dots \sum_{* \in \overline{L^b}} \Pr(P_0 = A, \dots, P_t = Z'). \end{aligned} \quad (17)$$

From Lemma 1, it is known  $T(L^b | A) \geq T'(L^b | A)$ . The second conclusion is drawn from Condition 3. ■

Theorem 1 proves that the hitting time of HECO crossing a wide gap is not more than SOCO. In Conditions 2 and 3, the part  $* \dots *$  is the outcome of search along helper directions and intuitively regarded as a bypass over the wide gap. Theorem 1 reveals if such a bypass exists, HECO may shorten the hitting time of crossing the wide gap. To the best of our knowledge, this might be the first general theoretical result to show the strengths of multi-objective EAs in performing COPs.

Let's study an example. Consider the COP below,

$$\begin{cases} \min & f(x) = x, & x \in [-500, 3000] \\ \text{subject to} & g(x) = \sin(\frac{x\pi}{1000}) \geq 0. \end{cases} \quad (18)$$

Its optimal solution is  $x = 0$ . The feasible region is  $\Omega_F = [0, 1000] \cup [2000, 3000]$ . The objective function  $f(\vec{x})$  is not an equivalent function because its minimal point is  $x = -500$ , an infeasible solution.

First, we analyse a SOCO algorithm employing elitist selection and one equivalent objective:

$$\min e(x) = \begin{cases} f(x), & \text{if } x \in \Omega_F, \\ v(x) + 3000, & \text{if } x \in \Omega_I. \end{cases} \quad (19)$$

where  $v(x) = \max\{0, -\sin(\frac{x\pi}{1000})\}$ .

Mutation is  $y = x + \text{rand}(-1, 1)$ , where  $x$  is the parent and  $y$  its child.  $\text{rand}(-1, 1)$  is a uniform random number.

Assume that SOCO starts at  $L = \{2000\}$ . Then  $L^b = [0, 1000]$ . Because of elitist selection, the EA cannot accept a worse solution. Then it cannot cross the infeasible region (1000, 2000), a wide gap to SOCO. Thus,  $P_t \in L$  for ever.

$$\Pr(P_0 \subset L, \dots, P_t \subset L) = 1.$$

Secondly, we analyse a HECO algorithm employing elitist selection, identical mutation but two objectives.

$$\min \vec{f}(x) = (e(x), f(x)), \quad x \in [-500, 3000]. \quad (20)$$

Its Pareto front is displayed in Fig. 2.

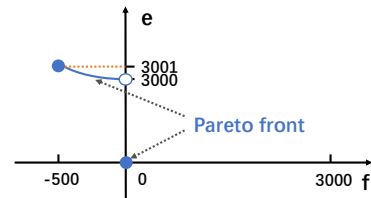


Fig. 2. Pareto front to the two-objective optimisation problem (20)

We assign two pairs of weights:  $\vec{w}_1 = (1, 0)$  and  $\vec{w}_2 = (0, 1)$  on  $(e, f)$ . HECO keeps best solutions in terms of both  $e(\vec{x})$  and  $f$  in population  $P'_t$ . After mutation,  $P'_t$  may include a

point  $y$  such that  $y < x - \frac{1}{2}$  with a positive probability. Then after 2000 generations, it will reach the set  $L^b = [0, 1000]$  with a positive probability. This implies for  $t \geq 2000$ ,

$$\Pr(P'_0 \subset \bar{L}^b, \dots, P'_t \subset \bar{L}^b) < 1.$$

According to Theorem 1,  $T'(L^b | L) < T(L^b | L)$ . Fig. 3 shows the bypass in the objective space.

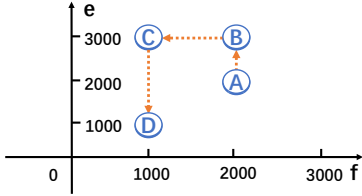


Fig. 3. A bypass  $A(2000, 2000) \rightarrow B(2000 - \epsilon_1, 3000 + \epsilon_2) \rightarrow C(1000 - \epsilon_3, 3000 + \epsilon_4) \rightarrow D(1000, 1000)$  where  $\epsilon_i \in (0, 1)$  over the wide gap between fitness levels  $e(x) = 2000$  and  $e(x) = 1000$ .

At the end, it must be mentioned that Theorem 1 is inapplicable to the multi-helper objective method, because the one to many mapping in Condition 1 cannot be established.

## V. A CASE STUDY

### A. Search Operators from LSHADE44

In order to validate the helper and equivalent objective method, we conduct a case study. For comparative purpose, we design a HECO algorithm whose search operators are identical to a SOCO algorithm. LSHADE44 [30] is chosen in the case study because it is ranked only 4th in the CEC 2018 competition [7]. If the HECO algorithm outperforms LSHADE44 and the rest EAs in the competition, then we have a good reason to claim the helper and equivalent objective method works.

For the sake of a self-contained presentation, search operators in LSHADE44 are summarised as follows.

LSHADE44 employs two mutation operators. The first one is current-to-pbest/1 mutation as proposed in JADE [31].

$$\vec{u}_i = \vec{x}_i + F(\vec{x}_{pbest} - \vec{x}_i) + F(\vec{x}_{r_1} - \vec{x}_{r_2}), \quad (21)$$

where  $\vec{x}_i$  is the target point.  $\vec{x}_{pbest}$  is randomly chosen from the top 100p% of population  $P$  where  $p \in (0, 1]$  a parameter.  $\vec{x}_{r_1}$  is uniformly chosen from population  $P$ . Individual  $\vec{x}_{r_2}$  is randomly selected from  $P \cup A$  where  $A$  is an archive.  $F$  is a mutation factor.

The second mutation is randr/1 mutation [32].

$$\vec{u}_i = \vec{x}_{r_1} + F(\vec{x}_{r_2} - \vec{x}_{r_3}), \quad (22)$$

$$\vec{u}_i = \vec{x}_{r_1}^* + F(\vec{x}_{r_2}^* - \vec{x}_{r_3}^*). \quad (23)$$

In mutation (22),  $\vec{x}_{r_1}$ ,  $\vec{x}_{r_2}$  and  $\vec{x}_{r_3}$  are randomly chosen from population  $P$ . These three points are mutually distinct and different from  $\vec{x}_i$ . In mutation (23),  $\vec{x}_{r_1}$ ,  $\vec{x}_{r_2}$  and  $\vec{x}_{r_3}$  are selected as mutation (22) and then are ranked.  $\vec{x}_{r_1}^*$  is the best individual while  $\vec{x}_{r_2}^*$  and  $\vec{x}_{r_3}^*$  denote the rest two.

LSHADE44 employs two crossover operators. The first one is binomial crossover:

$$y_{i,j} = \begin{cases} u_{i,j}, & \text{if } rand_j(0, 1) \leq CR \text{ or } j = j_{rand}, \\ x_{i,j}, & \text{otherwise,} \end{cases} \quad (24)$$

where the index  $j_{rand}$  is a randomly chosen integer from  $[1, D]$ .  $rand_j(0, 1)$  is a uniform random number.  $CR \in [0, 1]$  is a crossover control parameter. The second crossover is the exponential crossover [33].

The combination of a mutation operator and a crossover operator forms a search strategy. Thus, four search strategies (combinations) can be produced. LSHADE44 employs a mechanism of competition of strategies [34], [35] to create trial points. The  $k$ th strategy is chosen subject to a probability  $q_k$ . All  $q_k$  are initially set to the same value, i.e.,  $q_k = 1/4$ . The  $k$ th strategy is considered successful if a generated trial point  $y$  is better than the original point  $x$ . The probability  $q_k$  is adapted according to its success counts:

$$q_k = \frac{n_k + n_0}{\sum_{i=1}^4 (n_i + n_0)}, \quad (25)$$

where  $n_k$  is the count of the  $k$ th strategys successes, and  $n_0 > 0$  is a constant.

LSHADE44 adapts parameters  $F$  and  $CR$  in each strategy based on previous successful values of  $F$  and  $CR$  [30]. Each strategy has its own pair of memories  $MF$  and  $MC$  for saving  $F$  and  $CR$  values. The size of a historical memory is  $H$ .

LSHADE44 uses an archive  $A$  for the current-to-pbest/1 mutation [30]. The maximal size of archive  $A$  is set to  $|A|_{\max}$ . At the beginning of search, the archive is empty. During a generation, each point which is rewritten by its successful trial point is stored into the archive. If the archive size exceeds the maximum size  $|A|_{\max}$ , then its elements are randomly removed from  $A$  until  $|A| = |A|_{\max}$ .

LSHADE44 takes a mechanism to linearly decrease the population size [30], [36]. For population  $P_t$ , its size must equal to a required size  $N_t$ . Otherwise its size is reduced. The required initial size is set to  $N_0$  and the final size to  $N_{T_{\max}}$ . The required size at the  $t$ th generation is set by the formula:

$$N_t = \text{round} \left( N_0 - \frac{t}{T_{\max}} (N_0 - N_{T_{\max}}) \right). \quad (26)$$

If  $|P_t| > N_t$ , then  $|P_t| - N_t$  worst individuals are deleted from the population.

### B. A New Equivalent Objective Function

Two equivalent functions (7) and (8) have been constructed from the death penalty method and Deb's superiority of feasibility rule respectively. However, measured by these functions, a feasible solution always dominates any infeasible one. To reduce the effect of such heavily imposed preference of feasible solutions, we construct a new equivalent function.

Let  $f^*(P)$  be the best individual's fitness in population  $P$ ,

$$f^*(P) = \begin{cases} \min\{v(\vec{x}); \vec{x} \in P\}, & \text{if } P \cap \Omega_F = \emptyset, \\ \min\{f(\vec{x}); \vec{x} \in P \cap \Omega_F\}, & \text{if } P \cap \Omega_F \neq \emptyset. \end{cases}$$

Function  $\bar{e}(\vec{x}) = |f(\vec{x}) - f^*(P)|$  measures the fitness difference between a point  $f(\vec{x})$  and  $f^*(P)$ .  $\bar{e}$  is not an



equivalent function because the fitness of an infeasible solution sometimes equals to  $f^*(P)$  too. An equivalent function on population  $P$  is defined as

$$e(\vec{x}) = w_1 \tilde{e}(\vec{x}) + w_2 v(\vec{x}), \quad (27)$$

where  $w_1, w_2 \geq 0$  are weights. The number of such equivalent functions is infinite.

**Theorem 2:** Function  $e(\vec{x})$  given by (27) is an equivalent objective function for any weights  $w_1 > 0, w_2 > 0$ .

*Proof:* Given a  $P$  satisfying  $\Omega^* \cap P \neq \emptyset$ ,  $\min e(\vec{x}) = 0$ . On one hand, for any  $\vec{x} \in \Omega^* \cap P$ , it holds  $e(\vec{x}) = 0$ . On the other hand, for  $\vec{x} \in P$  such that  $e(\vec{x}) = 0$ , it holds  $v(\vec{x}) = 0$ , then  $\vec{x} \in \Omega^*$ . ■

According to (27), an infeasible solution  $\vec{x}$  might be better than a feasible solution  $\vec{y}$  in terms of  $e$  if they satisfy the condition

$$w_1 \tilde{e}(\vec{x}) + w_2 v(\vec{x}) < \tilde{e}(\vec{y}).$$

We may adjust weights  $w_1, w_2$  to control the contribution of  $\tilde{e}$  and  $v$  to the equivalent function  $e$ . This feature may help search the infeasible region.

We choose  $f$  as a helper function and then obtain a problem with helper and equivalent objectives.

$$\min \vec{f}(\vec{x}) = (e(\vec{x}), f(\vec{x})), \quad \vec{x} \in P, \quad (28)$$

The problem is decomposed into  $\lambda$  single objective subproblems through the weighted sum method: for  $i = 1, \dots, \lambda$ ,

$$\min f_i(\vec{x}) = w_{1i} \tilde{e}(\vec{x}) + w_{2i} v(\vec{x}) + w_{3i} f(\vec{x}). \quad (29)$$

An extra term  $\tilde{e}$  is added besides the original objective function  $f$  and constraint violation degree  $v$ .

### C. A New multi-objective EA for Constrained Optimisation

A HECO algorithm is designed for constrained optimisation which reuses search operators from LSHADE44 [30]. We call it HECO-DE because it is built up on HECO and LSHADE44. HECO-DE has three multi-objective features: helper and equivalent objectives, objective decomposition and dynamical adjustment of weights. These features don't exist in LSHADE44. The procedure of HECO-DE is shown as follows.

**Input:** objective function  $f(\vec{x})$  and constraint violation  $v(\vec{x})$ ;

- 1: Initialise required sizes  $N_0, N_{T_{\max}}$ ; circle memories  $M_F$  and  $M_{CR}$ , memory size  $H$ ; probabilities  $q_k \leftarrow 1/4, k = 1, \dots, 4$ , archive  $A \leftarrow \emptyset$ ;
- 2:  $FES \leftarrow 0, t \leftarrow 0$ ;
- 3: Randomly generate an initial population  $P$  of size  $N_0$ ;
- 4: Evaluate  $f(\vec{x})$  and  $v(\vec{x})$  for  $\vec{x} \in P$ ;
- 5:  $FES \leftarrow N_0$ ;
- 6: **while**  $FES \leq FES_{\max}$  (or  $t \leq T_{\max}$ ) **do**
- 7:   Adjust weights;
- 8:   For each strategy, set  $S_F \leftarrow \emptyset, S_{CR} \leftarrow \emptyset$ ; children population  $C \leftarrow \emptyset$ ;
- 9:   Randomly select  $\lambda$  individuals (denoted by  $Q$ ) from  $P$  and then set  $P \leftarrow P - Q$ ;
- 10:   **for**  $x_i$  in  $Q, i = 1, \dots, \lambda$  **do**
- 11:     Choose one strategy subject to probabilities  $q_k, k = 1, \dots, 4$  and generate parameters  $F$  and  $CR$  with respective circle memories;

- 12:     Generate a trail vector  $\vec{y}_i$ ;
  - 13:     Evaluate  $f(\vec{y}_i)$  and  $v(\vec{y}_i)$ ;
  - 14:      $Q' \leftarrow Q \cup \{\vec{y}_i\}$ ;
  - 15:     Normalise  $\tilde{e}(\vec{x}), f(\vec{x})$  and  $v(\vec{x})$  in  $Q'$ ;
  - 16:     Calculate  $f_i(\vec{y}_i)$  and  $f_i(\vec{x}_i)$ ;
  - 17:     **if**  $f_i(\vec{y}_i) < f_i(\vec{x}_i)$  **then**
  - 18:       Insert  $\vec{y}_i$  into children  $C$  and insert  $\vec{x}_i$  into archive  $A$ ;
  - 19:     Save values of  $F$  and  $CR$  into respective sets  $S_F$  and  $S_{CR}$  and increase respective success count;
  - 20:     **end if**
  - 21:   **end for**
  - 22:   Update circle memories  $M_F$  and  $M_{CR}$  using respective sets  $S_F$  and  $S_{CR}$  for each strategy;
  - 23:    $P \leftarrow P \cup C$ ;
  - 24:   Calculate the required population size  $N_t$ ;
  - 25:   **if**  $N_t < |P|$  **then**
  - 26:     Randomly remove  $|P| - N_t$  selected individuals from  $P$ ;
  - 27:   **end if**
  - 28:   Calculate  $|A|_{\max} = 4N_t$ ;
  - 29:   **if**  $|A| > |A|_{\max}$  **then**
  - 30:     Randomly delete  $|A| - |A|_{\max}$  selected individuals from archive  $A$ ;
  - 31:   **end if**
  - 32:    $FES \leftarrow FES + \lambda, t \leftarrow t + 1$ ;
  - 33: **end while**
- Output:** the best individual  $\vec{x} \in P$ .

In *Lines 1-2*, initialise algorithm parameters, including the required initial population size  $N_0$  and final size  $N_{T_{\max}}$ , the maximum number of fitness evaluations  $FES_{\max}$ , circle memories for parameters  $F$  and  $CR$ , the size of historical memories  $H$ ; initial probabilities  $q_k$  of four strategies, and external archive  $A$ . Set the counter for fitness evaluations  $FES$  to 0, and the counter of generations  $t$  to 0.

In *Line 3*, generate an initial population  $P$  at random. In *Lines 4-5*, evaluate the objective value  $f(\vec{x})$  and constraint violation  $v(\vec{x})$  for each individual  $\vec{x}$ . Then, update the counter  $FES = N_0$ .

The while loop in *Lines 6-34* is the main part of HECO-DE. In *Line 7*, adjust weights in objective decomposition. Its detail is described in the next subsection.

In *Line 8*, assign sets  $S_F$  and  $S_{CR}$  to  $\emptyset$  for each strategy. The sets are used to preserve successful values of  $F$  and  $CR$  for each search strategy respectively. The set  $C$  (used for saving children population) is also set to  $\emptyset$ .

In *Line 9*, select  $\lambda$  individuals (as subpopulation  $Q$ ) randomly from  $P$  without putting them back to  $P$ .

In *Lines 10-21*, apply a search strategy to each individual in subpopulation  $Q$ . Since calculating the value of the equivalent function (27) relies on ranking individuals in  $Q$ , its size  $\lambda$  is set to a small constant. Thus, the time complexity of ranking is a constant. This is different from LSHADE44 which applies a search strategy to population  $P$ .

In *Line 11*, select  $k$ th search strategy subject to probability  $q_k$ . Parameters  $F$  and  $CR$  are generated from respective circle memories.

In *Line 12-13*, generate a trail point  $\vec{y}_i$  by mutation and crossover. In HECO-DE, the ranking in current-to-pbest/1 mutation (21) and randr1/1 mutation (23) is restricted to subpopulation  $Q$ . Thus, current-to-pbest/1 mutation (21) is modified to current-to-Qbest/1 mutation as follows:

$$\vec{u}_i = \vec{x}_i + F_k(\vec{x}_{Q_{best}} - \vec{x}_i) + F_k(\vec{x}_{r_1} - \vec{x}_{r_2}), \quad (30)$$

where  $x_{Q_{best}}$  is the best individual in subpopulation  $Q$ . Ranking is based on  $f(\vec{x}_i)$  when  $t < T_{max}/2$  and Deb's superiority of feasibility rule when  $t \geq T_{max}/2$ . randr1/1 mutation (23) is rolled back to rand/1 mutation (22), where  $\vec{x}_{r_1}$ ,  $\vec{x}_{r_2}$  and  $\vec{x}_{r_3}$  are randomly chosen points from subpopulation  $Q$ . There is no comparison between  $\vec{x}_{r_2}$  and  $\vec{x}_{r_3}$  in rand/1 mutation.

In *Line 14*, append  $\vec{y}_i$  to subpopulation  $Q$ , resulting in an enlarged subpopulation  $Q'$ . In *Line 15*, normalise  $\tilde{e}(\vec{x})$ ,  $f(\vec{x})$  and  $v(\vec{x})$  for each individual  $\vec{x}$  in  $Q'$ . In *Line 16*, calculate  $f_i$  for  $\vec{x}_i$  according to formula (29).

In *Lines 17-20*, if  $f_i(\vec{y}_i) < f_i(\vec{x}_i)$ , i.e. the trial point is better than its parent in terms of  $f_i$ , then update children population and save related algorithm parameters.  $i$ th individual in subpopulation  $Q$  is used to minimise  $f_i$ . HECO-DE minimises  $\lambda$  objective functions  $f_i$  simultaneously.

In *Line 18*, save  $\vec{x}_i$  into archive  $A$ , and  $\vec{y}_i$  into children set  $C$ . In *Line 19*, save parameters  $F$  and  $CR$  into respective sets  $S_F$  and  $S_{CR}$  and update the respective success counter.

After completing search on subpopulation  $Q$ , in *Lines 22*, update circle memories  $M_F$  and  $M_{CR}$  using respective  $S_F$  and  $S_{CR}$  for each strategy. The detail of this process refers to LSHADE44 [30].

In *Line 23*, form a new parent population  $P$  by merging children  $C$  and those individuals not involved in search. In *Lines 24-27*, if population size  $|P|$  is greater than the required size  $N_t$ , then randomly remove  $|P| - N_t$  non-best individuals from  $P$ .

Similarly in *Lines 28-31*, if archive size  $|A|$  is greater than the maximum size  $|A|_{max}$ , then randomly remove  $|A| - |A|_{max}$  individuals from  $A$ .

Finally in *Line 32*, update the counters  $FES$  and  $t$ .

Since  $\lambda$  is a small constant, the number of operations in HECO-DE is only changed by a constant when compared with LSHADE44. Thus, the time complexity of HECO-DE in each generation is the same as LSHADE44 [30].

#### D. A New Mechanism of Dynamical Adjustment of Weights

We propose a special mechanism for dynamically adjusting weights. Function  $f_i$  in subproblem (29) is a weighted sum of helper and equivalent functions. For each point  $x_i$  in subpopulation  $Q$ , its trail point  $y_i$  is appended into  $Q$ , then a new subpopulation  $Q'$  is generated whose size is  $\lambda + 1$ . Equivalent function  $e(\vec{x})$  is calculated on population  $Q'$ . The values of  $\tilde{e}$ ,  $v$  and  $f$  are normalised within  $Q'$ . Then for any  $x_i \in Q'$ , we calculate the value of  $f_i(\vec{x})$  as follows:

$$f_i(\vec{x}) = w_{1i}\tilde{e}(\vec{x}) + w_{2i}v(\vec{x}) + w_{3i}f(\vec{x}), \quad (31)$$

where  $w_{1i}$ ,  $w_{2i}$ ,  $w_{3i}$  are the weights on the values of  $\tilde{e}$ ,  $v$  and  $f$  respectively. The comparison between point  $\vec{x}_i$  and its trail

point  $y_i$  is determined by  $f_i$ .  $\vec{x}_i$  will never be replaced if it is the best in population  $P$ .

Weights  $w_{1i}$ ,  $w_{2i}$ ,  $w_{3i}$  change over  $t$ . They are adjusted according to the following principle: each  $f_i$  converges to an equivalent function.

$$\lim_{t \rightarrow +\infty} w_{1i,t} > 0, \lim_{t \rightarrow +\infty} w_{2i,t} > 0, \lim_{t \rightarrow +\infty} w_{3i,t} = 0.$$

In HECO-DE, weights are given by

$$w_{1i,t} = \left( \frac{t}{T_{max}} \right)^{20 \times i}. \quad (32)$$

$$w_{2i,t} = \frac{i}{\lambda} \left( \frac{t}{T_{max}} \right)^{\frac{5 \times i}{\lambda}}. \quad (33)$$

$$w_{3i,t} = \left( 1 - \frac{i}{\lambda} \right) \left( 1 - \frac{t}{T_{max}} \right)^{\frac{5 \times i}{\lambda}}. \quad (34)$$

Weights  $w_{1i,t}$  and  $w_{2i,t}$  increase over  $t$  but  $w_{3i,t}$  decreases over  $t$ . Since  $w_{1i}$  is a weight on the fitness difference, it is used to controls similarity between individuals. In most generations,  $w_{1i}$  is set to a small value for maintaining good population diversity.

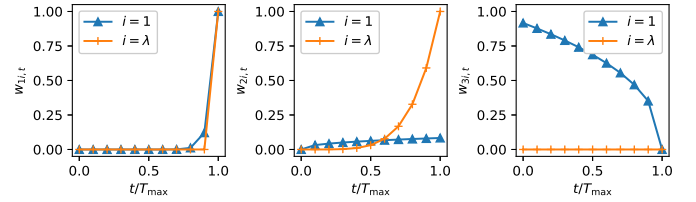


Fig. 4. The change of weights.  $i = 1, \lambda$  and  $\lambda = 12$ .

Figure 4 depicts the change of weights over  $t/T_{max}$ . For  $\lambda$ th individual, weights  $w_{1\lambda} > 0$ ,  $w_{2\lambda} > 0$  but  $w_{3\lambda} = 0$ , so function  $f_\lambda$  is an equivalent function.  $\lambda$ th individual aims to minimise  $e(\vec{x})$ . For 1st individual, weights  $w_{11}$ ,  $w_{21}$  initially are small but  $w_{31}$  is large, so  $f_1$  is close to  $f$ . At the beginning of search, 1st individual focuses on minimising  $f$ . Subsequently weights  $w_{11}$ ,  $w_{21}$  increase but  $w_{31}$  decreases, so  $f_1$  tends to  $e$ . At the end of search, it turns to minimise  $e$ .

## VI. COMPARATIVE EXPERIMENTS AND RESULTS

### A. Experimental Settings

HECO-DE was tested on the CEC 2017 benchmark suit [8], which was adopted by the CEC 2018 competition. The suit consists of  $4 \times 28$  functions with dimension  $D = 10, 30, 50, 100$ .

The parameters of HECO-DE were set as follows. Except  $FES_{max}$  and  $\lambda$ , other parameters come from LSHADE44 [30] and were set to similar values to LSHADE44.

- As suggested by the CEC 2018 competition [7], the maximum number of function evaluations  $FES_{max} = 20000D$ .
- the number of subproblem  $Q$ :  $\lambda = 12$ ;
- in strategy competition,  $n_0 = 2$ ,  $K = 4$ ,  $\delta = 1/20$ ;
- the size of historical memories:  $H = 5$ ;



- the initial and final required population sizes:  $N_0 = 12 \times D$ ,  $N_{T_{\max}} = \lambda$ .

As suggested in the evaluation criteria for the CEC 2018 competition [7], 25 independent runs of HECO-DE were taken on each problem and dimension respectively.

### B. Comparative Experiment Results

An experiment was conducted to compare HECO-DE with EAs in the CEC 2018 competition, including CAL-SHADE [37], LSHADE44+IDE [38], LSHADE44 [30], UDE [39], MA-ES [40], IUDE [41] and LSHADE-IEpsilon [42]. HECO-DE was also compared with a recent decomposition-based EA, DeCODE [14]. Hence, there were a total of nine different EAs for ranking. The detail of these problems is described in the supplement.

The rules of ranking algorithms follow the CEC 2018 competition [7], which are listed below:

- 1) The procedure for ranking algorithms that is based on mean values:
  - a) First, rank algorithms based on feasibility rate;
  - b) Then, rank algorithms according to the amounts of mean violation;
  - c) Last, rank algorithms in terms of mean objective function value.
- 2) The procedure for ranking algorithms that is based on the median solution:
  - a) First, prefer a feasible solution to an infeasible solution;
  - b) Then, rank feasible solutions based on their objective function values;
  - c) Last, rank infeasible solutions according to the amounts of constraint violation.

According to the above ranking rules, the nine EAs under comparison were ranked on the experimental results against the use of 28 benchmarks under  $D = 10, 30, 50, 100$ , in terms of the mean values and median solution. Since error differences below  $1e-8$  are not necessarily significant, all results were compared at the precision level of  $1e-8$  just in the same way as the official ranking source code [7], [8]. The rank value of each algorithm on each dimension was calculated as below:

$$\text{Rank value} = \sum_{i=1}^{28} \text{rank}_i(\text{by mean value}) + \sum_{i=1}^{28} \text{rank}_i(\text{by median solution}). \quad (35)$$

The total rank value is the sum of rank values on four dimensions.

Table I summarises the ranks of nine EAs on four dimensions and total ranks. HECO-DE is the top-ranked amongst all compared. This result clearly demonstrates that HECO-DE consistently outperforms other EAs on all dimensions. Table II provides a sensitivity analysis of parameter  $\lambda$  ( $= 3, 6, 9, 12, 15$ ). HECO-DE with all five  $\lambda$  values had obtained lower total ranks than other EAs. Due to the length limit regarding the main text, further experimental details and result analysis are given in the supplement.

TABLE I  
TOTAL RANKS OF HECO-DE, DeCODE AND EAS IN THE CEC 2018  
CONSTRAINED OPTIMISATION COMPETITION

Algorithm/Dimension	10D	30D	50D	100D	Total
CAL_LSAHDE(2017)	349	342	381	385	1457
LSHADE44+IDE(2017)	255	318	338	309	1220
LSAHDE44(2017)	266	270	271	272	1079
UDE(2017)	269	293	295	341	1198
MA_ES(2018)	224	210	213	215	862
IUDE(2018)	161	192	189	250	792
LSAHDE_IEpsilon(2018)	174	211	251	285	921
DeCODE	190	230	228	249	897
<b>HECO-DE</b>	<b>151</b>	<b>144</b>	<b>155</b>	<b>161</b>	<b>611</b>

TABLE II  
TOTAL RANKS OF HECO-DE WITH  $\lambda = 3, 6, 9, 12, 15$

Algorithm/Dimension	10D	30D	50D	100D	Total
CAL_LSAHDE(2017)	498	486	547	553	2084
LSHADE44+IDE(2017)	371	466	505	468	1810
LSAHDE44(2017)	392	413	413	412	1630
UDE(2017)	418	477	458	514	1867
MA_ES(2018)	316	310	329	334	1289
IUDE(2018)	230	314	302	399	1245
LSAHDE_IEpsilon(2018)	240	316	399	446	1401
DeCODE	295	358	357	382	1392
HECO-DE( $\lambda = 3$ )	260	291	304	334	1189
HECO-DE( $\lambda = 6$ )	201	<b>181</b>	227	288	897
HECO-DE( $\lambda = 9$ )	<b>193</b>	191	<b>214</b>	238	836
<b>HECO-DE(<math>\lambda = 12</math>)</b>	196	191	226	<b>218</b>	<b>831</b>
HECO-DE( $\lambda = 15$ )	200	198	220	238	856

## VII. CONCLUSIONS

This paper proposes the helper and equivalent objective method for constrained optimisation. It is theoretically proven that for a hard problem called “wide gap”, using helper and equivalent objectives may shorten the time of crossing a “wide gap”.

A case study is conducted for validating our method. An algorithm, called HECO-DE, is implemented which employs helper and equivalent objectives and reuses search operators from LSHADE44 [30]. A new equivalent function and a new mechanism of dynamically weighting are used in HECO-DE. Experimental results show that the overall performance of HECO-DE is ranked first when compared with LSHADE44, other EAs in the CEC 2018 competition [7] and DeCODE [14]. This case study proves the efficiency of the helper and equivalent objective method for constrained optimisation.

For future work, we will design multi-objective EAs for constrained optimisation using different equivalent and helper objectives and search operators.

## REFERENCES

- [1] Z. Michalewicz and M. Schoenauer, “Evolutionary algorithms for constrained parameter optimization problems,” *Evolutionary computation*, vol. 4, no. 1, pp. 1–32, 1996.
- [2] C. A. Coello Coello, “Theoretical and numerical constraint-handling techniques used with evolutionary algorithms: A survey of the state of the art,” *Computer Methods in Applied Mechanics and Engineering*, vol. 191, no. 11–12, pp. 1245–1287, 2002.
- [3] E. Mezura-Montes and C. A. Coello Coello, “Constraint-handling in nature-inspired numerical optimization: past, present and future,” *Swarm and Evolutionary Computation*, vol. 1, no. 4, pp. 173–194, 2011.

- [4] C. Segura, C. A. C. Coello, G. Miranda, and C. León, "Using multi-objective evolutionary algorithms for single-objective constrained and unconstrained optimization," *Annals of Operations Research*, vol. 240, no. 1, pp. 217–250, 2016.
- [5] P. D. Surry and N. J. Radcliffe, "The COMOGA method: constrained optimisation by multi-objective genetic algorithms," *Control and Cybernetics*, vol. 26, pp. 391–412, 1997.
- [6] Y. Zhou, Y. Li, J. He, and L. Kang, "Multi-objective and MGG evolutionary algorithm for constrained optimisation," in *Proceedings of 2003 IEEE Congress on Evolutionary Computation*. Canberra, Australia: IEEE Press, 2003, pp. 1–5.
- [7] P. Suganthan. (2018) The CEC 2018 competition on constrained real-parameter optimization. [Online]. Available: <http://web.mysites.ntu.edu.sg/epnsugan/PublicSite/SharedDocuments/CEC-2018>
- [8] —. (2017) The CEC 2017 competition on constrained real-parameter optimization. [Online]. Available: <http://web.mysites.ntu.edu.sg/epnsugan/PublicSite/SharedDocuments/CEC-2017>
- [9] M. T. Jensen, "Helper-objectives: Using multi-objective evolutionary algorithms for single-objective optimisation," *Journal of Mathematical Modelling and Algorithms*, vol. 3, no. 4, pp. 323–347, 2004.
- [10] T. Friedrich, J. He, N. Hebbinghaus, F. Neumann, and C. Witt, "Analyses of simple hybrid algorithms for the vertex cover problem," *Evolutionary Computation*, vol. 17, no. 1, pp. 3–19, 2009.
- [11] T. Xu, J. He, C. Shang, and W. Ying, "A new multi-objective model for constrained optimisation," in *Advances in Computational Intelligence Systems: the 16th UK Workshop on Computational Intelligence*, P. Angelov, A. Gegov, C. Jayne, and Q. Shen, Eds. Springer, 2017, pp. 71–85.
- [12] S. Zeng, R. Jiao, C. Li, X. Li, and J. S. Alkasassbeh, "A general framework of dynamic constrained multiobjective evolutionary algorithms for constrained optimization," *IEEE transactions on Cybernetics*, vol. 47, no. 9, pp. 2678–2688, 2017.
- [13] C. Peng, H.-L. Liu, and F. Gu, "A novel constraint-handling technique based on dynamic weights for constrained optimization problems," *Soft Computing*, vol. 22, no. 12, pp. 3919–3935, 2018.
- [14] B.-C. Wang, H.-X. Li, Q. Zhang, and Y. Wang, "Decomposition-based multiobjective optimization for constrained evolutionary optimization," *IEEE Transactions on Systems, Man, and Cybernetics: Systems*, 2018.
- [15] J. He and X. Yao, "Towards an analytic framework for analysing the computation time of evolutionary algorithms," *Artificial Intelligence*, vol. 145, no. 1–2, pp. 59–97, 2003.
- [16] T. Chen, J. He, G. Chen, and X. Yao, "Choosing selection pressure for wide-gap problems," *Theoretical Computer Science*, vol. 411, no. 6, pp. 926–934, 2010.
- [17] C. A. Coello Coello, "Constraint-handling using an evolutionary multi-objective optimization technique," *Civil Engineering Systems*, vol. 17, no. 4, pp. 319–346, 2000.
- [18] S. Venkatraman and G. G. Yen, "A generic framework for constrained optimization using genetic algorithms," *IEEE Transactions on Evolutionary Computation*, vol. 9, no. 4, pp. 424–435, 2005.
- [19] Z. Cai and Y. Wang, "A multiobjective optimization-based evolutionary algorithm for constrained optimization," *IEEE Transactions on Evolutionary Computation*, vol. 10, no. 6, pp. 658–675, 2006.
- [20] Y. Wang and Z. Cai, "Combining multiobjective optimization with differential evolution to solve constrained optimization problems," *IEEE Transactions on Evolutionary Computation*, vol. 16, no. 1, pp. 117–134, 2012.
- [21] —, "A dynamic hybrid framework for constrained evolutionary optimization," *IEEE Transactions on Systems, Man, and Cybernetics, Part B: Cybernetics*, vol. 42, no. 1, pp. 203–217, 2012.
- [22] X. Li, S. Zeng, C. Li, and J. Ma, "Many-objective optimization with dynamic constraint handling for constrained optimization problems," *Soft Computing*, vol. 21, no. 24, pp. 7435–7445, 2017.
- [23] J. He, B. Mitavskiy, and Y. Zhou, "A theoretical assessment of solution quality in evolutionary algorithms for the knapsack problem," in *Proceedings of 2014 IEEE Congress on Evolutionary Computation*. IEEE, 2014, pp. 141–148.
- [24] F. Neumann and A. M. Sutton, "Runtime analysis of evolutionary algorithms for the knapsack problem with favorably correlated weights," in *International Conference on Parallel Problem Solving from Nature*. Springer, 2018, pp. 141–152.
- [25] K. Deb, "An efficient constraint handling method for genetic algorithms," *Computer methods in applied mechanics and engineering*, vol. 186, no. 2–4, pp. 311–338, 2000.
- [26] Q. Zhang and H. Li, "MOEA/D: A multiobjective evolutionary algorithm based on decomposition," *IEEE Transactions on evolutionary computation*, vol. 11, no. 6, pp. 712–731, 2007.
- [27] A. Trivedi, D. Srinivasan, K. Sanyal, and A. Ghosh, "A survey of multiobjective evolutionary algorithms based on decomposition," *IEEE Transactions on Evolutionary Computation*, vol. 21, no. 3, pp. 440–462, 2017.
- [28] J. He and X. Yao, "Average drift analysis and population scalability," *IEEE Transactions on Evolutionary Computation*, vol. 21, no. 3, pp. 426–439, 2017.
- [29] —, "Drift analysis and average time complexity of evolutionary algorithms," *Artificial Intelligence*, vol. 127, no. 1, pp. 57–85, 2001.
- [30] R. Poláková, "L-shade with competing strategies applied to constrained optimization," in *Evolutionary Computation (CEC), 2017 IEEE Congress on*. IEEE, 2017, pp. 1683–1689.
- [31] J. Zhang and A. C. Sanderson, "Jade: adaptive differential evolution with optional external archive," *IEEE Transactions on evolutionary computation*, vol. 13, no. 5, pp. 945–958, 2009.
- [32] P. Kaelo and M. Ali, "A numerical study of some modified differential evolution algorithms," *European journal of operational research*, vol. 169, no. 3, pp. 1176–1184, 2006.
- [33] R. Storn, "System design by constraint adaptation and differential evolution," *IEEE Transactions on Evolutionary Computation*, vol. 3, no. 1, pp. 22–34, 1999.
- [34] J. Trdík, "Competitive differential evolution," in *MENDEL*, 2006, pp. 7–12.
- [35] J. Trdík, "Adaptation in differential evolution: A numerical comparison," *Applied Soft Computing*, vol. 9, no. 3, pp. 1149–1155, 2009.
- [36] R. Tanabe and A. S. Fukunaga, "Improving the search performance of shade using linear population size reduction," in *Evolutionary Computation (CEC), 2014 IEEE Congress on*. IEEE, 2014, pp. 1658–1665.
- [37] A. Zamuda, "Adaptive constraint handling and success history differential evolution for cec 2017 constrained real-parameter optimization," in *Evolutionary Computation (CEC), 2017 IEEE Congress on*. IEEE, 2017, pp. 2443–2450.
- [38] J. Trdík and R. Poláková, "A simple framework for constrained problems with application of l-shade44 and ide," in *Evolutionary Computation (CEC), 2017 IEEE Congress on*. IEEE, 2017, pp. 1436–1443.
- [39] A. Trivedi, K. Sanyal, P. Verma, and D. Srinivasan, "A unified differential evolution algorithm for constrained optimization problems," in *Evolutionary Computation (CEC), 2017 IEEE Congress on*. IEEE, 2017, pp. 1231–1238.
- [40] M. Hellwig and H.-G. Beyer, "A matrix adaptation evolution strategy for constrained real-parameter optimization," in *2018 IEEE Congress on Evolutionary Computation (CEC)*. IEEE, 2018, pp. 1–8.
- [41] D. S. Anupam Trivedi and N. Biswas, "An improved unified differential evolution algorithm for constrained optimization problems," in *2018 IEEE Congress on Evolutionary Computation (CEC)*. IEEE, 2018, pp. 1–10.
- [42] Z. Fan, Y. Fang, W. Li, Y. Yuan, Z. Wang, and X. Bian, "Lshade44 with an improved  $\epsilon$  constraint-handling method for solving constrained single-objective optimization problems," in *2018 IEEE Congress on Evolutionary Computation (CEC)*. IEEE, 2018, pp. 1–8.

## SUPPLEMENT

This supplement provides further details of the benchmark problems used for comparative experimental investigations and of experimental results and comparisons.

### A. Description of EAs under Comparison

The first seven EAs come from the CEC 2018 constrained optimisation competition [7]. The last one, DeCODE [14], was a decomposition-based multi-objective EAs for constrained optimisation published in 2018.

- 1) CAL-SHADE [37]: Success-History based Adaptive Differential Evolution Algorithm including liner population size reduction, enhanced with adaptive constraint violation handling, i.e. adaptive  $\epsilon$ -constraint handling.
- 2) LSHADE+IDE [38]: A simple framework for cooperation of two advanced adaptive DE variants. The search process is divided into two stages: (i) search feasible solutions via minimizing the mean violation and stopped if a number of feasible solutions are found. (ii) minimize the function value until the stop condition is reached.
- 3) LSHADE44 [30]: Success-History based Adaptive Differential Evolution Algorithm including liner population size reduction, uses three different additional strategies compete, with Deb's superiority of feasibility rule.
- 4) UDE [39]: Uses three trial vector generation strategies and two parameter settings. At each generation, UDE divides the current population into two sub-populations. In the first population, UDE employs all the three trial vector generation strategies on each target vector. For another one, UDE employs strategy adaption from learning experience from evolution in first population.
- 5) MA-ES [40]: Combines the Matrix Adaptation Evolution Strategy for unconstrained optimization with well-known constraint handling techniques. It handles box-constraints by reflecting exceeding components into the predefined box. Additional in-/equality constraints are dealt with by application of two constraint handling techniques:  $\epsilon$ -level ordering and a repair step that is based on gradient approximation.
- 6) IUDE [41]: An improved version of UDE. Different from UDE, local search and duplication operators have been removed, it employs a combination of  $\epsilon$ -constraint handling technique and Deb's superiority of feasibility rule.
- 7) LSHADE-IEpsilon [42]: An improved  $\epsilon$ -constrained handling method (IEpsilon) for solving constrained single-objective optimization problems. The IEpsilon method adaptively adjusts the value of  $\epsilon$  according to the proportion of feasible solutions in the current population. Furthermore, a new mutation operator  $DE/rand/1$  is proposed.
- 8) DeCODE [14]: A recent decomposition-based EA made use of the weighted sum approach to decompose the transformed bi-objective problem into a number of scalar optimisation subproblems and then applied differential evolution to solve them. They designed a strategy of

TABLE III

DETAILS OF 28 TEST PROBLEMS.  $I$  IS THE NUMBER OF INEQUALITY CONSTRAINTS,  $E$  IS THE NUMBER OF EQUALITY CONSTRAINTS

Problem Search Range	Type of Objective	Number of Constraints	
		$E$	$I$
C01 [-100,100] <sup>D</sup>	Non Separable	0	1 Separable
C02 [-100,100] <sup>D</sup>	Non Separable, Rotated	0	1 Non Separable, Rotated
C03 [-100,100] <sup>D</sup>	Non Separable	1 Separable	1 Separable
C04 [-10,10] <sup>D</sup>	Separable	0	2 Separable
C05 [-10,10] <sup>D</sup>	Non Separable	0	2 Non Separable, Rotated
C06 [-20,20] <sup>D</sup>	Separable	6	0 Separable
C07 [-50,50] <sup>D</sup>	Separable	2 Separable	0
C08 [-100,100] <sup>D</sup>	Separable	2 Non Separable	0
C09 [-10,10] <sup>D</sup>	Separable	2 Non Separable	0
C10 [-100,100] <sup>D</sup>	Separable	2 Non Separable	0
C11 [-100,100] <sup>D</sup>	Separable	1 Non Separable	1 Non Separable
C12 [-100,100] <sup>D</sup>	Separable	0	2 Separable
C13 [-100,100] <sup>D</sup>	Non Separable	0	3 Separable
C14 [-100,100] <sup>D</sup>	Non Separable	1 Separable	1 Separable
C15 [-100,100] <sup>D</sup>	Separable	1	1
C16 [-100,100] <sup>D</sup>	Separable	1 Non Separable	1 Separable
C17 [-100,100] <sup>D</sup>	Non Separable	1 Non Separable	1 Separable
C18 [-100,100] <sup>D</sup>	Separable	1	2
C19 [-50,50] <sup>D</sup>	Separable	0	2 Non Separable
C20 [-100,100] <sup>D</sup>	Non Separable	0	2
C21 [-100,100] <sup>D</sup>	Rotated	0	2 Rotated
C22 [-100,100] <sup>D</sup>	Rotated	0	3 Rotated
C23 [-100,100] <sup>D</sup>	Rotated	1 Rotated	1 Rotated
C24 [-100,100] <sup>D</sup>	Rotated	1 Rotated	1 Rotated
C25 [-100,100] <sup>D</sup>	Rotated	1 Rotated	1 Rotated
C26 [-100,100] <sup>D</sup>	Rotated	1 Rotated	1 Rotated
C27 [-100,100] <sup>D</sup>	Rotated	1 Rotated	2 Rotated
C28 [-50,50] <sup>D</sup>	Rotated	0	2 Rotated

adjusting weights and a restart strategy to tackle COPs with complicated constraints.

### B. The CEC 2017 Benchmark Suit

IEEE CEC 2018 constrained optimisation competition [7] adopted the same benchmark suit as the CEC 2017 competition [8]. The suit is listed in Table III which consists of  $4 \times 28$  problems with the dimension  $D = 10, 30, 50, 100$ .

### C. Detailed Experimental Results of HECO-DE

The best, median, worst, mean, standard deviation and feasibility rate of the function values tested by HECO-DE on  $10D, 30D, 50D$  and  $100D$  are recorded in Table IV-VII.

- $c$  is the number of violated constraints at the median solution where three figures indicate the number of violations (including inequality and equality) by more than 1.0, in the range  $[0.01, 1.0]$  and in the range  $[0.0001, 0.01]$  respectively.
- $\bar{v}$  denotes the mean value of the constraint violations of all constraints at the median solution.
- $SR$  is the feasibility rate of the solutions obtained in 25 runs.
- $\bar{vio}$  denotes the mean constraint violation value of all the solutions in 25 runs.

As shown in Table IV-VII, HECO-DE got high accuracy results with high feasibility rate on most test problems. However, no feasible solution was found in functions C17, C19, C26 and C28 on any dimensions. This is a common issue faced by all EAs when solving these problems. For functions C06, C07, C11, C18 and C22, a feasible solution sometimes was not found. For instance function C06, results in Table IV-VII shows that HECO-DE worked well on  $10D$ ,  $30D$  but bad on  $50D$ ,  $100D$ . For function C07, no feasible solution was found on  $10D$ , but the feasibility rate increased as  $D$ . This reveals that mixed low and high dimensions in the CEC 2017 benchmark suit brings a new challenge to the robustness of EAs.

#### D. Detailed Ranking Results of Nine EAs

For the 28 test problems in  $10D$ ,  $30D$ ,  $50D$  and  $100D$ , the ranks of each algorithm in terms of mean values and median solution are listed in Table VIII-XV respectively.

Regarding the test functions with  $10D$ , rank values based on mean values and median solution on the 28 test functions are reported in Table VIII and IX, respectively. In terms of mean of solutions, HECO-DE had the lowest rank values on 14 of 28 problems (functions C01-C06, C08, C09, C13, C16, C17, C22, C25 and C26). However, HECO-DE got the worst rank value on problem C07 and relatively poor performance on C11, C12 and C21. HECO-DE got the lowest total rank value 70 which was significantly smaller than the rank values obtained by any other algorithm. In terms of median solution, HECO-DE got the lowest rank value on 12 of 28 problems (functions C01-C06, C08, C09, C13, C16, C22 and C25). But its performance is not good on functions C07, C11, C12, C14, C21 and C23. HECO-DE was ranked second with a total rank value 81, worse than IUDE(2018) with a total rank value 76. However, the overall performance of HECO-DE is still the best among all nine EAs on  $10D$  by summing up the two rank values in terms of mean values and median solution together.

Regarding the test functions with  $30D$ , rank values based on mean values and median solution on the 28 test functions are listed in Table X and XI, respectively. HECO-DE had the lowest rank values on 13 of 28 problems (functions C01-C03, C06, C09, C10, C13, C15-C17, C21, C24 and C25). However, HECO-DE got the worst rank value on function C07 and relatively poor performance on functions C05, C11 and C20. In terms of median solution, HECO-DE got the lowest rank value on 11 of 28 problems (functions C01-C03, C05, C06, C13, C15-C17, C21 and C25). But its performance was not

good on functions C07, C11, C12 and C20. Total rank values of HECO-DE were the lowest ones, 70 in terms of mean of solutions and 74 in terms of median solution, respectively.

Regarding the test functions with  $50D$ , rank values based on mean values and median solution on the 28 test functions are reported in Table XII and XIII, respectively. HECO-DE had the lowest rank values on 12 of 28 problems (functions C01-C05, C12, C15-C17, C21, C24 and C25). However, HECO-DE got the worst rank value on function C07 and a relatively poor performance on functions C06-C08, C11, C20 and C22. In terms of median solution, HECO-DE got the lowest rank value on 10 of 28 problems (functions C01-C03, C05, C06, C12, C13, C16, C22 and C25). But its performance was not good on functions C07, C11, C19 and C20. Total rank values of HECO-DE were the lowest ones, 79 in terms of mean values and 76 in terms of median solution, respectively.

Table XIV and XV record rank values based on mean values and median solution on the 28 test functions on  $100D$ . HECO-DE had the lowest rank values on 12 of 28 problems (functions C01-C05, C13, C15-C17, C24, C26 and C27). But HECO-DE got the worst rank value on function C07 and a relatively poor performance on functions C06, C07, C11, C12, C20 and C21. In terms of median solution, HECO-DE got the lowest rank value on 11 of 28 problems (functions C01-C03, C05, C13, C15-C17, C23, C24 and C26). But it had a poor performance on functions C06, C07, C11, C12, C20 and C21. Total rank values of HECO-DE were the lowest ones, 77 in terms of mean values and 84 in terms of median solution, respectively.

According to the competition rules, HECO-DE got the lowest total rank values on each dimension. This means that HECO-DE had an overall better performance than other eight algorithms on the CEC 2017 benchmark suit. However, the ranking tables also show that no algorithm could perform better than other algorithms on all problems.

TABLE IV  
FUNCTION VALUES OF HECO-DE ACHIEVED FOR 10D ( $FES_{\max} = 20000 \times D$ )

problem	C01	C02	C03	C04	C05	C06	C07
Best	0.00000e+00	0.00000e+00	0.00000e+00	0.00000e+00	0.00000e+00	0.00000e+00	-1.06856e+03
Median	0.00000e+00	0.00000e+00	0.00000e+00	0.00000e+00	0.00000e+00	0.00000e+00	-6.80404e+02
$c$	0 0 0	0 0 0	0 0 0	0 0 0	0 0 0	0 0 0	0 0 2
$\bar{v}$	0.00000e+00	0.00000e+00	0.00000e+00	0.00000e+00	0.00000e+00	0.00000e+00	1.85151e-03
mean	1.51461e-30	0.00000e+00	0.00000e+00	0.00000e+00	0.00000e+00	0.00000e+00	-1.04853e+03
Worst	3.78653e-29	0.00000e+00	0.00000e+00	0.00000e+00	0.00000e+00	0.00000e+00	-1.91239e+03
std	7.42006e-30	0.00000e+00	0.00000e+00	0.00000e+00	0.00000e+00	0.00000e+00	5.85903e+02
SR	100	100	100	100	100	100	0
$\overline{vio}$	0.00000e+00	0.00000e+00	0.00000e+00	0.00000e+00	0.00000e+00	0.00000e+00	2.78226e-03
Problem	C8	C9	C10	C11	C12	C13	C14
Best	-1.34840e-03	-4.97525e-03	-5.09647e-04	-1.68805e-01	3.98811e+00	0.00000e+00	2.37633e+00
Median	-1.34840e-03	-4.97525e-03	-5.09647e-04	-1.66670e-01	3.99038e+00	0.00000e+00	2.37633e+00
$c$	0 0 0	0 0 0	0 0 0	0 0 0	0 0 0	0 0 0	0 0 0
$\bar{v}$	0.00000e+00	0.00000e+00	0.00000e+00	0.00000e+00	0.00000e+00	0.00000e+00	0.00000e+00
mean	-1.34840e-03	-4.97525e-03	-5.09647e-04	-3.96987e+00	3.99082e+00	0.00000e+00	2.37634e+00
Worst	-1.34840e-03	-4.97525e-03	-5.09647e-04	-5.28896e+01	3.99625e+00	0.00000e+00	2.37655e+00
std	0.00000e+00	0.00000e+00	2.30899e-15	1.15717e+01	2.37561e-03	0.00000e+00	4.32459e-05
SR	100	100	100	80	100	100	100
$\overline{vio}$	0.00000e+00	0.00000e+00	0.00000e+00	2.74834e-01	0.00000e+00	0.00000e+00	0.00000e+00
Problem	C15	C16	C17	C18	C19	C20	C21
Best	2.35612e+00	0.00000e+00	1.08553e-02	1.00000e+01	0.00000e+00	1.85658e-01	3.98795e+00
Median	2.35612e+00	0.00000e+00	1.08553e-02	5.04203e+01	0.00000e+00	3.83850e-01	3.98861e+00
$c$	0 0 0	0 0 0	1 0 0	0 0 0	1 0 0	0 0 0	0 0 0
$\bar{v}$	0.00000e+00	0.00000e+00	4.50000e+00	0.00000e+00	6.63359e+03	0.00000e+00	0.00000e+00
mean	2.35612e+00	0.00000e+00	1.08553e-02	4.71867e+01	0.00000e+00	3.72297e-01	3.99037e+00
Worst	2.35612e+00	0.00000e+00	1.08553e-02	5.04203e+01	0.00000e+00	5.00270e-01	3.99604e+00
std	1.06211e-15	0.00000e+00	1.10221e-16	1.09658e+01	0.00000e+00	7.41086e-02	2.77540e-03
SR	100	100	0	100	0	100	100
$\overline{vio}$	0.00000e+00	0.00000e+00	4.50000e+00	0.00000e+00	6.63359e+03	0.00000e+00	0.00000e+00
Problem	C22	C23	C24	C25	C26	C27	C28
Best	3.48642e-27	2.37633e+00	2.35612e+00	0.00000e+00	1.08553e-02	6.30248e+01	0.00000e+00
Median	3.48642e-27	2.37635e+00	2.35612e+00	0.00000e+00	1.08563e-02	9.05521e+01	0.00000e+00
$c$	0 0 0	0 0 0	0 0 0	0 0 0	1 0 0	0 0 0	1 0 0
$\bar{v}$	0.00000e+00	0.00000e+00	0.00000e+00	0.00000e+00	4.50000e+00	0.00000e+00	6.63359e+03
mean	3.49026e-27	2.38648e+00	2.35612e+00	0.00000e+00	1.29324e-02	9.15191e+01	1.49975e-08
Worst	3.51844e-27	2.62887e+00	2.35613e+00	0.00000e+00	4.46888e-02	9.57242e+01	3.74937e-07
std	1.04062e-29	4.94760e-02	5.41848e-07	0.00000e+00	6.84983e-03	6.32989e+00	7.34723e-08
SR	100	100	100	100	0	100	0
$\overline{vio}$	0.00000e+00	0.00000e+00	0.00000e+00	0.00000e+00	4.50000e+00	0.00000e+00	6.63359e+03

TABLE V  
FUNCTION VALUES OF HECO-DE ACHIEVED FOR 30D ( $FES_{\max} = 20000 \times D$ )

problem	C01	C02	C03	C04	C05	C06	C07
Best	0.00000e+00	0.00000e+00	0.00000e+00	1.35728e+01	0.00000e+00	0.00000e+00	-2.97725e+03
Median	2.44177e-29	2.44177e-29	4.10208e-29	1.35728e+01	0.00000e+00	0.00000e+00	-1.77011e+03
$c$	0 0 0	0 0 0	0 0 0	0 0 0	0 0 0	0 0 0	0 0 2
$\bar{v}$	0.00000e+00	0.00000e+00	0.00000e+00	0.00000e+00	0.00000e+00	0.00000e+00	6.07711e-04
mean	2.78897e-29	3.05062e-29	3.93642e-29	1.35728e+01	1.59465e-01	0.00000e+00	-2.10204e+03
Worst	1.06656e-28	9.93965e-29	9.95937e-29	1.35728e+01	3.98662e+00	0.00000e+00	-2.76259e+03
std	2.55048e-29	2.53801e-29	2.96881e-29	2.63476e-15	7.81216e-01	0.00000e+00	8.69986e+02
SR	100	100	100	100	100	100	16
$\overline{vio}$	0.00000e+00	0.00000e+00	0.00000e+00	0.00000e+00	0.00000e+00	0.00000e+00	8.80450e-04
Problem	C8	C9	C10	C11	C12	C13	C14
Best	-2.83981e-04	-2.66551e-03	-1.02842e-04	-9.24361e-01	3.98327e+00	0.00000e+00	1.40852e+00
Median	-2.83981e-04	-2.66551e-03	-1.02842e-04	6.09128e+00	3.98463e+00	0.00000e+00	1.40852e+00
$c$	0 0 0	0 0 0	0 0 0	0 0 0	0 0 0	0 0 0	0 0 0
$\bar{v}$	0.00000e+00	0.00000e+00	0.00000e+00	8.12995e-22	0.00000e+00	0.00000e+00	0.00000e+00
mean	-2.83981e-04	-2.66551e-03	-1.02842e-04	-3.07691e+02	3.98460e+00	0.00000e+00	1.41033e+00
Worst	-2.83981e-04	-2.66551e-03	-1.02841e-04	-1.88170e+03	3.98646e+00	0.00000e+00	1.42415e+00
std	9.41607e-11	3.55271e-16	1.02224e-10	5.66173e+02	8.84065e-04	0.00000e+00	4.03595e-03
SR	100	100	100	44	100	100	100
$\overline{vio}$	0.00000e+00	0.00000e+00	0.00000e+00	3.11118e+01	0.00000e+00	0.00000e+00	0.00000e+00
Problem	C15	C16	C17	C18	C19	C20	C21
Best	2.35612e+00	0.00000e+00	3.08555e-02	4.22186e+01	0.00000e+00	2.20283e+00	3.98290e+00
Median	2.35612e+00	0.00000e+00	1.47580e+00	5.34725e+01	0.00000e+00	2.59641e+00	3.98486e+00
$c$	0 0 0	0 0 0	1 0 0	0 0 0	1 0 0	0 0 0	0 0 0
$\bar{v}$	0.00000e+00	0.00000e+00	1.45000e+01	0.00000e+00	2.13749e+04	0.00000e+00	0.00000e+00
mean	2.35612e+00	0.00000e+00	5.95048e-01	5.07349e+01	0.00000e+00	2.60824e+00	3.98469e+00
Worst	2.35612e+00	0.00000e+00	6.86588e-01	5.48137e+01	0.00000e+00	3.02403e+00	3.98602e+00
std	1.32633e-15	0.00000e+00	4.74854e-01	4.57596e+00	0.00000e+00	2.17753e-01	9.06801e-04
SR	100	100	0	100	0	100	100
$\overline{vio}$	0.00000e+00	0.00000e+00	1.49000e+01	0.00000e+00	2.13749e+04	0.00000e+00	0.00000e+00
Problem	C22	C23	C24	C25	C26	C27	C28
Best	3.50703e-12	1.40854e+00	2.35612e+00	0.00000e+00	6.66654e-01	2.08761e+02	0.00000e+00
Median	1.05155e-06	1.40862e+00	2.35612e+00	0.00000e+00	8.81989e-01	2.08769e+02	1.78375e-06
$c$	0 0 0	0 0 0	0 0 0	0 0 0	1 0 0	0 0 0	1 0 0
$\bar{v}$	0.00000e+00	0.00000e+00	0.00000e+00	0.00000e+00	1.55000e+01	0.00000e+00	2.13749e+04
mean	8.00599e-05	1.40889e+00	2.35612e+00	0.00000e+00	8.64329e-01	2.27503e+02	3.33268e-01
Worst	1.81267e-03	1.41193e+00	2.35612e+00	0.00000e+00	9.61474e-01	2.51358e+02	3.90569e+00
std	3.54137e-04	8.42014e-04	1.00417e-07	0.00000e+00	8.88294e-02	2.11389e+01	9.60838e-01
SR	100	100	100	100	0	100	0
$\overline{vio}$	0.00000e+00	0.00000e+00	0.00000e+00	0.00000e+00	1.55000e+01	0.00000e+00	2.13761e+04



TABLE VI  
FUNCTION VALUES OF HECO-DE ACHIEVED FOR 50D ( $FES_{\max} = 20000 \times D$ )

problem	C01	C02	C03	C04	C05	C06	C07
Best	1.10354e-28	1.36473e-28	2.24431e-28	1.35728e+01	0.00000e+00	0.00000e+00	-4.00718e+03
Median	2.29078e-28	2.44756e-28	5.41553e-28	1.35728e+01	9.12120e-30	2.00943e+02	-2.44889e+03
$c$	0 0 0	0 0 0	0 0 0	0 0 0	0 0 0	0 0 0	0 0 2
$\bar{v}$	0.00000e+00	0.00000e+00	0.00000e+00	0.00000e+00	0.00000e+00	0.00000e+00	2.16020e-04
mean	3.37842e-28	2.92104e-28	5.58198e-28	1.35728e+01	1.64818e-29	1.39232e+02	-3.08941e+03
Worst	1.53740e-27	6.90845e-28	9.95937e-28	1.35728e+01	8.92399e-29	2.89572e+02	-3.25560e+03
std	2.82620e-28	1.37442e-28	2.27814e-28	2.89693e-14	2.52948e-29	1.27084e+02	7.42860e+02
SR	100	100	100	100	100	52	24
$\overline{vio}$	0.00000e+00	0.00000e+00	0.00000e+00	0.00000e+00	0.00000e+00	1.39134e-03	3.26548e-04
Problem	C8	C9	C10	C11	C12	C13	C14
Best	-1.34463e-04	-2.03709e-03	-4.82662e-05	-2.52965e+01	3.98156e+00	0.00000e+00	1.09995e+00
Median	-1.33775e-04	-2.03709e-03	-4.82592e-05	-2.90737e+03	3.98261e+00	5.32402e-27	1.11954e+00
$c$	0 0 0	0 0 0	0 0 0	1 0 0	0 0 0	0 0 0	0 0 0
$\bar{v}$	0.00000e+00	0.00000e+00	0.00000e+00	1.08397e+02	0.00000e+00	0.00000e+00	0.00000e+00
mean	-1.30457e-04	-2.03709e-03	-4.82539e-05	-2.32090e+03	3.98257e+00	6.15871e+00	1.12293e+00
Worst	-9.48622e-05	-2.03709e-03	-4.81877e-05	-2.55864e+03	3.98319e+00	7.52752e+01	1.15587e+00
std	8.54223e-06	6.15348e-16	1.64358e-08	9.08096e+02	3.98495e-04	2.03125e+01	1.75211e-02
SR	100	100	100	0	100	100	100
$\overline{vio}$	0.00000e+00	0.00000e+00	0.00000e+00	1.29300e+02	0.00000e+00	0.00000e+00	0.00000e+00
Problem	C15	C16	C17	C18	C19	C20	C21
Best	2.35612e+00	0.00000e+00	1.77100e-01	4.42174e+01	0.00000e+00	4.89241e+00	3.98145e+00
Median	2.35612e+00	0.00000e+00	6.41481e-01	4.61632e+01	0.00000e+00	5.59980e+00	3.98235e+00
$c$	0 0 0	0 0 0	1 0 0	0 0 0	1 0 0	0 0 0	0 0 0
$\bar{v}$	0.00000e+00	0.00000e+00	2.55000e+01	0.00000e+00	3.61162e+04	0.00000e+00	0.00000e+00
mean	2.35612e+00	0.00000e+00	7.55210e-01	4.64731e+01	0.00000e+00	5.60828e+00	3.98242e+00
Worst	2.35612e+00	0.00000e+00	1.03384e+00	4.92174e+01	0.00000e+00	6.17004e+00	3.98453e+00
std	1.69686e-15	0.00000e+00	3.71225e-01	1.08924e+00	0.00000e+00	3.45360e-01	6.31632e-04
SR	100	100	0	100	0	100	100
$\overline{vio}$	0.00000e+00	0.00000e+00	2.53000e+01	0.00000e+00	3.61162e+04	0.00000e+00	0.00000e+00
Problem	C22	C23	C24	C25	C26	C27	C28
Best	1.37618e+01	1.09997e+00	2.35612e+00	0.00000e+00	8.96182e-01	2.47643e+02	2.56358e-04
Median	1.56511e+01	1.10006e+00	2.35612e+00	0.00000e+00	9.99371e-01	2.47664e+02	6.60701e-01
$c$	0 0 0	0 0 0	0 0 0	0 0 0	1 0 0	0 0 0	1 0 0
$\bar{v}$	0.00000e+00	0.00000e+00	0.00000e+00	0.00000e+00	2.55000e+01	0.00000e+00	3.61166e+04
mean	9.59266e+01	1.10114e+00	2.35612e+00	1.58932e-15	9.97925e-01	2.55605e+02	1.22326e+00
Worst	1.95227e+03	1.12130e+00	2.35612e+00	3.97330e-14	1.04168e+00	2.64241e+02	8.39748e+00
std	3.79187e+02	4.18541e-03	4.99851e-08	7.78605e-15	3.46115e-02	8.27783e+00	2.01178e+00
SR	96	100	100	100	0	100	0
$\overline{vio}$	5.00660e+00	0.00000e+00	0.00000e+00	0.00000e+00	2.55000e+01	0.00000e+00	3.61202e+04

TABLE VII  
FUNCTION VALUES OF HECO-DE ACHIEVED FOR 100D ( $FES_{\max} = 20000 \times D$ )

problem	C01	C02	C03	C04	C05	C06	C07
Best	1.39645e-20	2.82470e-19	1.70210e-19	1.35728e+01	6.25206e-16	7.81280e+02	-5.86436e+03
Median	6.45277e-18	8.86775e-18	2.26735e-18	1.35728e+01	5.34121e-14	8.81984e+02	-5.08220e+03
$c$	0 0 0	0 0 0	0 0 0	0 0 0	0 0 0	0 0 3	0 0 0
$\bar{v}$	0.00000e+00	0.00000e+00	0.00000e+00	0.00000e+00	0.00000e+00	2.91733e-03	9.30853e-05
mean	1.73680e-17	1.70709e-17	3.89365e-18	1.35728e+01	1.16002e-12	8.59412e+02	-4.71743e+03
Worst	9.62873e-17	8.54605e-17	1.94437e-17	1.35728e+01	2.35813e-11	9.39791e+02	-4.93686e+03
std	2.45766e-17	2.23586e-17	4.69314e-18	3.52814e-06	4.59692e-12	1.19393e+02	6.87463e+02
SR	100	100	100	100	100	4	44
$\overline{vio}$	0.00000e+00	0.00000e+00	0.00000e+00	0.00000e+00	0.00000e+00	2.77383e-03	1.56297e-04
Problem	C8	C9	C10	C11	C12	C13	C14
Best	-3.45438e-05	0.00000e+00	-1.71209e-05	-6.63258e+03	1.02834e+01	3.32054e+01	7.84202e-01
Median	2.13381e-04	0.00000e+00	-1.68397e-05	-7.37344e+03	3.18082e+01	3.32106e+01	8.16159e-01
$c$	0 0 0	0 0 0	0 0 0	1 0 0	0 0 0	0 0 0	0 0 0
$\bar{v}$	0.00000e+00	0.00000e+00	0.00000e+00	1.00349e+02	0.00000e+00	0.00000e+00	0.00000e+00
mean	2.11219e-04	0.00000e+00	-1.68393e-05	-7.25820e+03	2.96135e+01	3.36611e+01	8.17791e-01
Worst	5.05202e-04	0.00000e+00	-1.64859e-05	-7.98338e+03	3.35380e+01	3.71947e+01	8.81631e-01
std	1.43678e-04	0.00000e+00	1.40929e-07	4.61216e+02	6.66521e+00	1.06502e+00	2.51557e-02
SR	100	100	100	0	100	100	100
$\overline{vio}$	0.00000e+00	0.00000e+00	0.00000e+00	1.23998e+02	0.00000e+00	0.00000e+00	0.00000e+00
Problem	C15	C16	C17	C18	C19	C20	C21
Best	2.35612e+00	0.00000e+00	2.87759e-01	4.62791e+01	0.00000e+00	1.31030e+01	1.24660e+01
Median	2.35612e+00	0.00000e+00	7.33502e-01	5.20791e+01	0.00000e+00	1.46739e+01	3.17885e+01
$c$	0 0 0	0 0 0	1 0 0	0 1 0	1 0 0	0 0 0	0 0 0
$\bar{v}$	0.00000e+00	0.00000e+00	5.05000e+01	4.11325e-03	7.29695e+04	0.00000e+00	0.00000e+00
mean	2.35612e+00	0.00000e+00	7.41230e-01	8.71777e+01	0.00000e+00	1.45065e+01	3.12120e+01
Worst	2.35612e+00	0.00000e+00	1.04448e+00	4.65393e+01	0.00000e+00	1.52835e+01	3.30128e+01
std	1.39022e-15	0.00000e+00	2.38862e-01	4.24470e+01	0.00000e+00	5.76377e-01	3.84882e+00
SR	100	100	0	32	0	100	100
$\overline{vio}$	0.00000e+00	0.00000e+00	5.03400e+01	9.33013e+00	7.29695e+04	0.00000e+00	0.00000e+00
Problem	C22	C23	C24	C25	C26	C27	C28
Best	7.94816e+01	7.84233e-01	2.35612e+00	1.57066e+00	9.78423e-01	2.84774e+02	3.80708e+01
Median	2.14603e+03	7.84294e-01	2.35612e+00	6.28305e+00	1.05080e+00	3.18841e+02	4.59190e+01
$c$	0 0 0	0 0 0	0 0 0	0 0 0	1 0 0	0 0 0	1 0 0
$\bar{v}$	0.00000e+00	0.00000e+00	0.00000e+00	0.00000e+00	5.05000e+01	0.00000e+00	7.30555e+04
mean	1.75393e+04	7.88594e-01	2.35612e+00	5.27774e+00	1.05947e+00	3.05235e+02	4.40258e+01
Worst	4.61479e+03	8.12544e-01	2.35612e+00	1.88494e+01	1.09882e+00	3.18900e+02	6.41817e+01
std	3.23366e+04	8.85911e-03	2.00166e-08	4.28180e+00	3.31383e-02	1.66844e+01	1.09266e+01
SR	52	100	100	100	0	100	0
$\overline{vio}$	3.20548e+01	0.00000e+00	0.00000e+00	0.00000e+00	5.05000e+01	0.00000e+00	7.30540e+04

TABLE VIII  
RANKS BASED ON MEAN VALUES ON THE 28 FUNCTIONS OF 10 DIMENSIONS

Problem	1	2	3	4	5	6	7	8	9	10	11	12	13	14	15	16	17	18	19	20	21	22	23	24	25	26	27	28	Total	
CAL_LSAHDE(2017)	1	1	9	9	9	5	7	9	9	9	6	1	9	6	7	9	8	9	1	7	9	9	8	9	9	9	7	1	192	
LSHADE44+IDE(2017)	1	1	7	6	1	9	6	1	1	2	1	3	1	8	4	7	5	7	4	3	2	4	7	7	7	7	5	8	7	125
LSAHDE44(2017)	1	1	8	4	1	8	5	1	8	2	2	8	1	7	8	8	6	6	2	1	4	6	6	6	6	8	6	8	138	
UDE(2017)	1	1	6	7	8	6	4	1	6	2	9	1	8	5	5	6	7	5	7	9	7	8	5	3	6	8	5	5	151	
MA_ES(2018)	1	1	1	8	1	4	2	1	1	2	4	9	6	9	9	1	9	1	9	8	8	5	9	5	1	7	2	6	130	
IUDE(2018)	1	1	4	2	1	1	8	1	1	2	5	6	1	3	3	1	4	4	4	6	3	7	1	3	1	3	4	4	85	
LSAHDE_I_Epsilon(2018)	1	1	5	3	1	7	3	1	1	2	3	5	1	2	6	1	3	2	3	5	5	1	2	8	1	4	1	9	87	
DeCODE	1	1	1	5	1	1	1	8	6	1	8	4	7	1	1	5	2	8	8	4	1	1	4	1	5	2	9	3	100	
HECO-DE	1	1	1	1	1	1	1	9	1	1	2	7	7	1	4	2	1	3	4	2	6	1	3	2	1	1	3	2	70	

TABLE IX  
RANKS BASED ON MEDIAN SOLUTION ON THE 28 FUNCTIONS OF 10 DIMENSIONS

Problem	1	2	3	4	5	6	7	8	9	10	11	12	13	14	15	16	17	18	19	20	21	22	23	24	25	26	27	28	Total	
CAL_LSAHDE(2017)	1	1	9	9	1	7	5	9	9	1	4	3	1	7	7	9	9	8	1	7	4	1	8	9	9	9	8	1	157	
LSHADE44+IDE(2017)	1	1	8	4	1	9	6	1	1	2	2	4	1	9	6	8	5	7	4	3	5	1	9	8	8	7	7	2	130	
LSAHDE44(2017)	1	1	7	6	1	8	7	1	1	2	4	9	1	8	8	7	6	5	2	1	1	1	7	7	7	5	6	8	128	
UDE(2017)	1	1	5	7	1	6	4	1	7	2	9	1	1	1	4	6	8	6	8	9	1	1	1	4	6	8	5	4	118	
MA_ES(2018)	1	1	1	8	1	1	2	1	1	2	2	5	1	3	9	1	7	1	7	8	6	1	3	6	1	6	1	7	94	
IUDE(2018)	1	1	1	1	1	1	8	1	1	2	1	7	1	3	4	1	1	4	4	6	7	1	4	4	1	1	4	4	76	
LSAHDE_Ipsilon(2018)	1	1	6	3	1	1	3	1	1	2	6	6	1	3	3	1	4	2	3	5	9	1	5	2	1	4	2	9	87	
DeCODE	1	1	1	5	1	1	1	1	7	2	8	1	1	1	1	5	3	9	9	4	1	1	1	1	5	3	9	6	90	
HECO-DE	1	1	1	1	1	1	1	9	1	1	2	7	8	1	6	2	1	2	3	4	2	8	1	6	3	1	2	3	2	81

TABLE X  
RANKS BASED ON MEAN VALUES ON THE 28 FUNCTIONS OF 30 DIMENSIONS

Problem	1	2	3	4	5	6	7	8	9	10	11	12	13	14	15	16	17	18	19	20	21	22	23	24	25	26	27	28	Total
CAL_LSAHDE(2017)	1	1	9	9	9	5	8	1	9	9	4	9	9	9	8	9	9	8	1	3	9	9	9	9	9	9	7	1	192
LSHADE44+IDE(2017)	1	1	8	5	1	9	4	9	1	8	3	6	6	8	6	7	6	7	4	5	7	6	8	8	7	6	8	7	162
LSAHDE44(2017)	1	1	7	3	1	8	5	2	1	1	2	4	5	7	7	8	5	5	2	1	6	7	6	7	8	5	6	8	129
UDE(2017)	1	1	4	8	6	3	2	8	6	7	7	7	7	5	5	6	7	6	8	8	3	5	4	5	5	7	5	5	151
MA_ES(2018)	1	1	1	7	1	2	1	2	1	1	1	8	1	6	9	1	8	2	9	9	8	1	5	6	1	8	1	3	105
IUDE(2018)	1	1	5	4	1	6	7	2	6	1	5	2	4	1	4	3	2	4	6	7	5	4	3	2	4	2	4	6	102
LSAHDE_I_Epsilon(2018)	1	1	6	1	1	7	3	2	1	1	8	5	8	4	2	5	4	1	3	2	2	8	1	4	6	4	2	9	102
DeCODE	1	1	1	6	8	4	6	7	8	1	9	1	1	2	3	4	3	9	7	4	4	3	7	3	3	1	9	4	120
HECO-DE	1	1	1	2	7	1	9	2	1	1	6	3	1	3	1	1	1	3	4	6	1	2	2	1	1	3	3	2	70

TABLE XI  
RANKS BASED ON MEDIAN SOLUTION ON THE 28 FUNCTIONS OF 30 DIMENSIONS

Problem	1	2	3	4	5	6	7	8	9	10	11	12	13	14	15	16	17	18	19	20	21	22	23	24	25	26	27	28	Total
CAL_LSAHDE(2017)	1	1	9	9	1	5	8	1	1	1	4	7	9	6	8	9	9	7	1	3	2	9	5	9	9	9	6	1	150
LSHADE44+IDE(2017)	1	1	8	2	1	9	6	9	2	9	3	2	1	9	6	7	7	8	4	5	8	6	8	8	7	4	8	7	156
LSAHDE44(2017)	1	1	7	4	1	8	5	2	2	2	2	6	7	8	7	8	6	4	2	1	7	7	7	6	8	7	7	8	141
UDE(2017)	1	1	4	8	1	3	2	8	7	8	7	8	6	5	5	4	8	6	6	8	2	5	1	5	5	8	5	5	142
MA_ES(2018)	1	1	1	7	1	2	1	2	2	2	1	9	1	7	9	1	5	1	9	9	9	1	6	7	1	5	1	3	105
IUDE(2018)	1	1	5	5	1	7	4	2	2	2	5	3	1	1	2	3	2	5	6	7	2	1	1	1	4	1	4	6	90
LSAHDE_Ipsilon(2018)	1	1	6	1	1	6	3	2	2	2	8	4	8	3	4	6	4	2	3	2	6	8	3	4	6	2	2	9	109
DeCODE	1	1	1	5	1	4	7	2	7	2	9	1	1	1	2	4	3	9	8	4	2	1	9	3	3	6	9	4	110
HECO-DE	1	1	1	2	1	1	9	2	2	2	6	5	1	4	1	1	1	3	4	6	1	4	4	2	1	3	3	2	74

TABLE XII  
RANKS BASED ON MEAN VALUES ON THE 28 FUNCTIONS OF 50 DIMENSIONS

Problem	1	2	3	4	5	6	7	8	9	10	11	12	13	14	15	16	17	18	19	20	21	22	23	24	25	26	27	28	Total	
CAL_LSAHDE(2017)	9	9	9	9	8	4	8	9	9	7	4	6	9	9	9	9	7	1	9	5	8	9	9	9	9	9	7	6	1	209
LSHADE44+IDE(2017)	8	1	8	4	1	8	5	8	6	9	1	3	6	8	6	7	7	6	4	4	8	4	7	8	8	7	7	8	167	
LSAHDE44(2017)	1	1	7	2	1	7	4	1	3	1	2	8	5	7	7	8	6	5	3	1	9	5	5	7	7	6	5	7	131	
UDE(2017)	1	1	4	8	9	3	2	7	1	8	5	5	8	5	5	5	8	8	6	2	7	4	7	4	5	5	8	4	150	
MA_ES(2018)	1	1	1	7	1	1	1	2	7	1	3	9	7	6	8	1	5	1	9	8	7	3	6	6	1	4	1	3	111	
IUDE(2018)	1	1	5	6	1	9	7	4	1	1	6	2	4	1	2	4	2	4	7	7	3	2	3	2	4	1	4	6	100	
LSAHDE_I_Epsilon(2018)	1	1	6	3	7	6	3	6	5	6	7	7	3	3	4	6	4	2	6	2	4	9	1	4	6	5	2	9	128	
DeCODE	1	1	1	5	1	2	6	3	8	5	9	4	1	2	3	3	3	9	2	3	6	1	8	3	3	3	9	5	110	
HECO-DE	1	1	1	1	1	5	9	5	3	4	8	1	2	4	1	1	1	3	4	5	1	6	2	1	1	2	3	2	79	

TABLE XIII  
RANKS BASED ON MEDIAN SOLUTION ON THE 28 FUNCTIONS OF 50 DIMENSIONS

Problem	1	2	3	4	5	6	7	8	9	10	11	12	13	14	15	16	17	18	19	20	21	22	23	24	25	26	27	28	Total	
CAL_LSAHDE(2017)	1	1	9	9	1	5	8	9	6	7	4	6	9	5	9	9	9	8	1	3	6	8	5	9	9	9	9	6	1	172
LSHADE44+IDE(2017)	1	1	8	2	1	8	5	8	8	9	3	2	7	9	6	8	7	7	5	5	8	6	8	8	8	7	8	8	171	
LSAHDE44(2017)	1	1	7	4	1	7	4	1	3	1	1	9	6	8	8	7	6	5	4	1	9	7	7	7	7	6	5	7	140	
UDE(2017)	1	1	4	8	9	4	2	7	1	8	5	4	8	6	5	5	8	6	9	7	1	5	1	6	5	8	7	4	145	
MA_ES(2018)	1	1	1	7	1	2	1	2	7	1	2	8	1	7	7	1	4	1	8	9	7	4	6	5	1	3	1	3	102	
IUDE(2018)	1	1	5	6	1	9	7	3	1	1	6	3	1	2	1	4	1	4	2	8	3	3	1	1	3	1	4	6	89	
LSAHDE_Ipsilon(2018)	1	1	6	1	1	6	3	6	3	6	7	7	5	1	4	6	5	2	7	2	4	9	4	4	6	5	2	9	123	
DeCODE	1	1	1	5	1	3	6	5	9	5	9	4	1	2	3	3	3	9	3	4	5	2	9	3	3	4	9	5	118	
HECO-DE	1	1	1	2	1	1	9	4	3	4	8	1	1	4	2	1	2	3	5	6	2	1	3	2	1	2	3	2	76	

TABLE XIV  
RANKS BASED ON MEAN VALUES ON THE 28 FUNCTIONS OF 100 DIMENSIONS

Problem	1	2	3	4	5	6	7	8	9	10	11	12	13	14	15	16	17	18	19	20	21	22	23	24	25	26	27	28	Total
CAL_LSAHDE(2017)	8	8	9	9	5	3	9	9	7	8	5	5	8	9	9	9	9	8	1	9	9	6	9	9	9	9	6	1	205
LSHADE44+IDE(2017)	9	9	7	3	3	8	4	5	2	6	1	1	5	8	4	7	7	6	3	4	5	5	5	6	8	7	7	6	151
LSAHDE44(2017)	1	1	6	2	2	7	5	1	1	1	4	9	6	7	7	8	5	5	2	3	8	4	7	5	7	5	8	132	
UDE(2017)	7	7	4	8	9	4	2	8	9	7	6	2	9	4	6	4	8	7	8	7	4	9	1	7	4	8	8	4	171
MA_ES(2018)	1	1	1	6	8	1	1	2	8	3	2	8	3	6	8	1	4	1	9	8	7	2	6	3	1	4	2	3	110
IUDE(2018)	1	1	8	7	4	9	7	3	5	4	3	3	7	1	3	5	2	4	7	6	2	7	4	4	5	2	4	7	125
LSAHDE_IEpsilon(2018)	6	6	5	4	7	6	3	6	6	5	7	4	4	3	5	6	6	2	5	2	3	8	3	8	6	6	3	9	144
DeCODE	1	1	1	5	6	2	6	7	3	9	9	6	2	5	2	3	3	9	6	1	1	1	8	2	3	3	9	5	119
HECO-DE	1	1	1	1	1	5	8	4	3	2	8	7	1	2	1	1	1	3	3	5	6	3	2	1	2	1	1	2	77

TABLE XV  
RANKS BASED ON MEDIAN SOLUTION ON THE 28 FUNCTIONS OF 100 DIMENSIONS

Problem	1	2	3	4	5	6	7	8	9	10	11	12	13	14	15	16	17	18	19	20	21	22	23	24	25	26	27	28	Total
CAL_LSAHDE(2017)	8	8	9	9	6	4	9	9	5	8	5	4	8	1	9	9	9	8	1	1	3	6	5	9	9	9	8	1	180
LSHADE44+IDE(2017)	9	9	8	1	2	8	5	5	2	7	4	2	5	9	5	7	6	5	3	5	7	5	6	7	8	6	5	7	158
LSAHDE44(2017)	1	1	7	3	3	7	6	1	1	1	2	9	6	8	8	8	4	6	2	4	8	4	8	8	7	3	6	8	140
UDE(2017)	7	7	4	8	9	3	2	8	7	9	6	1	9	5	7	4	8	7	8	8	5	9	2	5	4	7	7	4	170
MA_ES(2018)	1	1	1	6	8	1	1	2	9	4	1	6	3	7	3	1	3	1	9	9	6	3	7	3	1	4	1	3	105
IUDE(2018)	1	1	6	7	4	9	4	3	8	3	3	3	7	2	6	5	2	4	6	7	2	7	4	3	5	2	4	6	125
LSAHDE_Ipsilon(2018)	6	6	5	4	7	5	3	6	6	5	7	5	4	4	3	6	5	2	5	3	4	8	3	6	6	5	3	9	141
DeCODE	1	1	1	5	5	2	7	7	3	6	9	7	2	6	2	3	7	9	7	2	1	1	9	2	3	8	9	5	130
<b>HECO-DE</b>	1	1	1	2	1	6	8	4	3	2	8	8	1	3	1	1	1	3	3	6	9	2	1	1	2	1	2	2	<b>84</b>