

Bullwhip effect attenuation in supply chain management via control-theoretic tools and short-term forecasts: A preliminary study with an application to perishable inventories

Koussaila Hamiche¹, Michel Fliess^{2,4}, Cédric Join^{3,4} and Hassane Abouaïssa¹

Abstract—Supply chain management and inventory control provide most exciting examples of control systems with delays. Here, Smith predictors, model-free control and new time series forecasting techniques are mixed in order to derive an efficient control synthesis. Perishable inventories are also taken into account. The most intriguing “bullwhip effect” is explained and attenuated, at least in some important situations. Numerous convincing computer simulations are presented and discussed. **Keywords**—Supply chain management, inventory control, perishable inventories, bullwhip effect, delay systems, Smith predictors, model-free control, short-term forecasting, time series, high gain.

I. INTRODUCTION

Supply chain management [16], [23], or *SCM*, *i.e.*, the management of the flow of goods and services, is a salient subfield of *operations research*. Tools from control engineering have been tested since the very beginning (see, *e.g.*, [65], [77]). Unavoidable dead times, often called *lead times* or *throughput times*, are due to phenomena like transport and production. Delay differential equations play therefore an increasing rôle (see, *e.g.*, [1], [27], [20], [21], [36], [41], [42], [51], [55], [56], [62], [63], [64], [67], [79], and the references therein). Several previous publications use a model, that is more or less analogous to the following delay system, which is derived via a straightforward conservation principle,

$$\dot{y}(t) = \xi u(t - L) - d(t), \quad t \geq L \quad (1)$$

where

- the output variable $y(t) \geq 0$ is the material inventory,
- the control variable $u(t) \geq 0$ is the factory supply,
- $d(t) \geq 0$ is the customer demand,
- $L \geq 0$ is the throughput time, which is known,
- $\xi \geq 0$ is a yield parameter, which might be poorly known.

The above infinite-dimensional system looks easy. The numerous corresponding control strategies in the literature do not seem however to be entirely satisfactory. Let us grasp the difficulty via the two following points:

¹LGI2A (EA 3926), Université d’Artois, 64200 Béthune, France.
Email: koussailahamiche@gmail.com, hassane.abouaïssa@univ-artois.fr

²LIX (CNRS, UMR 7161), École polytechnique, 91128 Palaiseau, France.

Email: Michel.Fliess@polytechnique.edu

³CRAN (CNRS, UMR 7039), Université de Lorraine, BP 239, 54506 Vandœuvre-lès-Nancy, France.

Email: cedric.join@univ-lorraine.fr

⁴AL.I.E.N., 7 rue Maurice Barrès, 54330 Vézelize, France.

Emails: {michel.fliess, cedric.join}@alien-sas.com

- System (1) is *marginally stable* [34].
- Assume, for instance, that we want to keep the inventory constant, *i.e.*, $\dot{y}(t) = 0$. Equation (1) yields $u(t) = \frac{d(t+L)}{\xi}$. The future value $d(t+L)$ of the customer demand has to be “guessed.” No theoretical technique will ever produce rigorously accurate predictions. For simplicity’s sake let us presume here a constant bias $b \neq 0$, *i.e.*, $\dot{y}(t) = \frac{b}{\xi}$. Thus $y(t) = \frac{b}{\xi}(t - L) + y(L)$, $t \geq L$. Its absolute value $|y(t)|$ becomes very large, at least from a purely mathematical standpoint, when $t \rightarrow +\infty$. This is a convincing illustration of the famous *bullwhip effect* to which a huge literature has been devoted (see, *e.g.*, [19], [23], [45], [70], [76], [78], and the references therein).

Applying to System (1) the Smith predictor [69], which is basic for controlling delay systems (see, *e.g.*, [34], [46]), yields:¹

$$\dot{\hat{y}}(t+L) = \xi u(t) - \hat{d}(t+L) \quad (2)$$

where $\hat{y}(t+L)$ and $\hat{d}(t+L)$ are respectively the estimates of y and d at time $t+L$. In order to obtain $\hat{d}(t+L)$, we need what may be viewed as a short-term forecast. Here it will be achieved via time series, as repeatedly in chain supply chain management (see, *e.g.*, [9], [10], [73]). We apply here, like [37], a new setting which was proven to be useful in financial engineering [28], [31], and for motorway traffic [4] and solar energy [33] management. From a control-theoretic standpoint, this communication might be one of the very few publications that are combining Smith predictors, advanced forecasting techniques, and model-free control [29] since Equation (1), which is only a poor modeling, is mainly used for the purpose of computer simulations. Our result indicates how to mitigate the bullwhip effect at least in some cases.² Several convincing computer simulations are displayed.

Controlling perishable inventories³ is a not only a natural extension but also a key topic (see, *e.g.*, [23], [52], [60], and the references therein). In order to provide straightforward numerical simulations, replace according to [42] System (1) by

$$\dot{y}(t) = -\sigma y(t) + \xi u(t - L) - d(t), \quad t \geq L \quad (3)$$

¹Smith predictors were already employed a few times for supply chain management. See, *e.g.*, [20], [41], [42], [27].

²The literature does not seem to contain any clear-cut definition of this effect.

³Fresh food for instance.

where $\sigma \gtrsim 0$ might be poorly known. The same tools as before are employed.

Our paper is organized as follows. Our main tools are briefly reviewed in Section II. Numerous computer simulations are presented in Section III. Some concluding remarks may be found in Section IV.

II. ABOUT OUR MAIN TOOLS

A. Forecasting via time series

Our presentation differs quite a lot from the existing approaches, where other time series techniques are advocated (see, e.g., [9], [15], [17], [49], and the references therein).

1) *Time series*: Take the time interval $[0, 1] \subset \mathbb{R}$ and introduce as often in *nonstandard analysis* (see, e.g., [57], [22], [44], [28]) the infinitesimal sampling $\mathfrak{T} = \{0 = t_0 < t_1 < \dots < t_\nu = 1\}$ where $t_{i+1} - t_i, 0 \leq i < \nu$, is *infinitesimal*, i.e., “very small.” A *time series* $X(t)$ is a function $X : \mathfrak{T} \rightarrow \mathbb{R}$.

A time series $\mathcal{X} : \mathfrak{T} \rightarrow \mathbb{R}$ is said to be *quickly fluctuating*, or *oscillating*, if, and only if, the integral $\int_A \mathcal{X} dm$ is infinitesimal, i.e., very small, for any *appreciable* interval, i.e., an interval which is neither very small nor very large.

According to a theorem due to Cartier and Perrin [18] the following additive decomposition holds for any time series X , which satisfies a weak integrability condition,

$$X(t) = E(X)(t) + X_{\text{fluctuation}}(t) \quad (4)$$

where

- the *mean*, or *trend*, $E(X)(t)$ is “quite smooth,”
- $X_{\text{fluctuation}}(t)$ is quickly fluctuating.

The decomposition (4) is unique up to an infinitesimal.

2) *Forecasting*: Let us start with the first degree polynomial time function $p_1(\tau) = a_0 + a_1\tau, \tau \geq 0, a_0, a_1 \in \mathbb{R}$. Rewrite thanks to classic operational calculus with respect to the variable τ (see, e.g., [26]) p_1 as $P_1 = \frac{a_0}{s} + \frac{a_1}{s^2}$. Multiply both sides by s^2 :

$$s^2 P_1 = a_0 s + a_1 \quad (5)$$

Take the derivative of both sides with respect to s , which corresponds in the time domain to the multiplication by $-t$:

$$s^2 \frac{dP_1}{ds} + 2sP_1 = a_0 \quad (6)$$

The coefficients a_0, a_1 are obtained via the triangular system of equations (5)-(6). We get rid of the time derivatives, i.e., of sP_1, s^2P_1 , and $s^2 \frac{dP_1}{ds}$, by multiplying both sides of Equations (1)-(2) by $s^{-n}, n \geq 2$. The corresponding iterated time integrals are low pass filters which attenuate the corrupting noises. A quite short time window is sufficient for obtaining accurate values of a_0, a_1 . Note that estimating a_0 yields the mean.

The extension to polynomial functions of higher degree is straightforward. For derivative estimates up to some finite order of a given smooth function $f : [0, +\infty) \rightarrow \mathbb{R}$, take a suitable truncated Taylor expansion around a given time instant t_0 , and apply the previous computations. Resetting and utilizing sliding time windows permit to estimate derivatives

of various orders at any sampled time instant. See [32], [48], [68] for more details.

Set the following forecast $X_{\text{est}}(t + \Delta T)$, where $\Delta T > 0$ is not too “large,”

$$X_{\text{forecast}}(t + \Delta T) = E(X)(t) + \left[\frac{dE(X)(t)}{dt} \right]_e \Delta T \quad (7)$$

where $E(X)(t)$ and $\left[\frac{dE(X)(t)}{dt} \right]_e$ are estimated like a_0 and a_1 above. Let us stress that what we predict is the mean and not the quick fluctuations (see also [28], [31], [33]).

B. Model-free control

The indisputable practical successes (see [2], [11], the numerous references therein, and [3], [6], [12], [13], [14], [39], [47], [50], [53], [54], [74], [58], [59], [66], [71], [83], [84]) of model-free control [29] explains why it has already been summarized recently many times: [5], [8], [11], [30], [50]. It will therefore not be repeated here. This choice permits moreover to present computer experiments more thoroughly.

III. INVENTORY CONTROL SIMULATIONS

A. Classic situation

1) *Model-based proportional feedback controller*: The Smith predictor (2) stemming from Equation (1) yields the *proportional controller* [34], or *P controller*,

$$u(t) = \frac{\hat{y}^*(t+L) + \hat{d}(t+L) - K_p \hat{e}(t+L)}{\xi} \quad (8)$$

where $y^*(t)$ is a reference inventory trajectory and $\hat{e}(t+L) = \hat{y}(t+L) - y^*(t+L)$ is the predicted tracking error. This last quantity is obtained thanks to the forecast $\hat{d}(t+L)$ of the customer demand via the techniques sketched in Section II-A.2. Figure 1 displays excellent results with $K_p = 0.1$. The data are borrowed from [62]. The customer demand is represented in Figure 1-(c): note that after the constant portion at the beginning a corrupting uniform white noise $n, -1 \leq n \leq 1$, has been added. The sampling time is 1 day.

In Equation (1), $L = 5, \xi = 0.95$. With a poorly known model, i.e., $\xi_{\text{model}} = 0.95 \times 0.9 = 0.855$, a noticeable deterioration is shown in Figure 2 with the same assumptions, i.e., $\xi = 0.95$.

2) *Model-free control and the corresponding intelligent controller*: The obvious analogue of the *ultra-local model* in the model-free setting [29] reads here:

$$\dot{y}(t) = \alpha u(t-L) - F(t) \quad (9)$$

where $F(t)$ subsumes the poorly known internal system structure as well as the external perturbations. The coefficient α is chosen by the practitioner in such a way that the three terms in Equation (9) are of the same magnitude. It yields the corresponding *intelligent proportional controller* [29], or *iP*,

$$u(t) = \frac{\hat{y}^*(t+L) + \hat{F}(t+L) - K_p \hat{e}(t+L)}{\alpha} \quad (10)$$

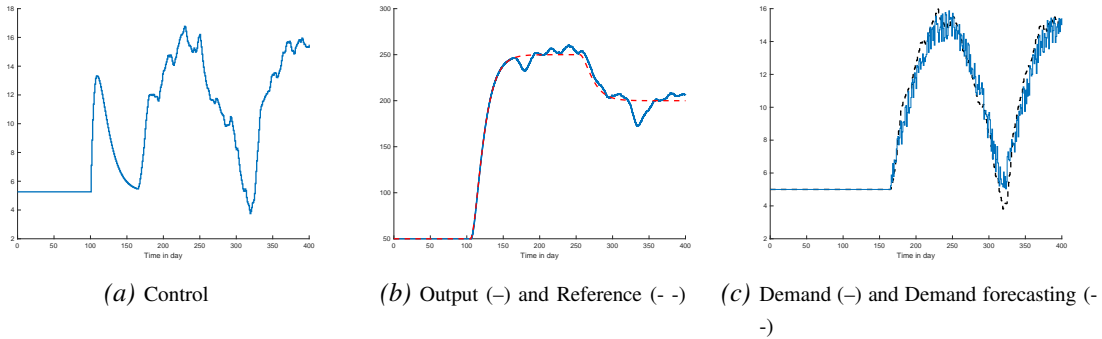


Fig. 1: Scenario 1

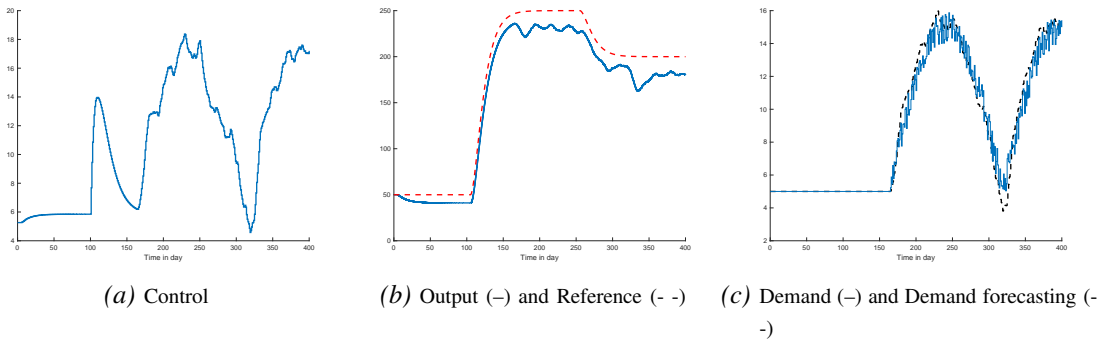


Fig. 2: Scenario 2

The forecast $\hat{F}(t+L)$ of F is again obtained via Section II-A.2. With the same $\xi_{\text{model}} = 0.95 \times 0.9 = 0.855$ and the same $K_p = 0.1$, and with $\alpha = 1$, the results depicted in Figure 3 improve a lot when compared to Figure 2.

3) *Bullwhip effect attenuation*: Figure 3-(b) in particular shows the vanishing of the static error due to a poor knowledge of the model. According to the literature it should be viewed as an instance of bullwhip effect attenuation.

Assume now that the error due to the forecast is bounded by some quantity $M > 0$. Straightforward calculations show that the choice of a *high gain* (see, e.g., [46]) $K_p \gg 0$ minimizes the effect on y . Note however that the oscillations of the tracking error e are dangerously amplified on u by such a choice, which should be therefore avoided as much as possible. An “efficient” forecasting technique is therefore of utmost importance.

B. Perishable inventory

Consider System (3). Apply the iP (10). Data are borrowed from [42]. Choose $L = 7$, $\sigma = 0.08$, and $\xi = 1$. The sampling time is now 0.1 day.

Start with $d(t) = 0$ in Figures 4, 5, 6. The excellent results in Figure 4 lead to $\alpha = 1$, $K_p = 0.1$.

Inventory tracking is impressive. In order to check robustness, we selected respectively $\sigma = 0.06$, $\sigma = 0.1$ in Figures 5, 6. The outcomes remain remarkable.

In Figure 7-(a) a demand with violent changes is introduced (see Fig. 7-(c)). The inventory tracking is still

exceptional.

In Figure 8 a corrupting Gaussian white noise, with a standard deviation equal to 10, is taken into account (see Fig. 8-(c)). In order to avoid negative values for $u(t)$, $d(t)$ oscillates around the value 30. The results are still convincing.

Remark 1: Similar results to those in Section III-A.3 on the bullwhip effect could be extended here without any difficulty.

IV. CONCLUSION

A true application to concrete situations is necessary of course in order to confirm the above approach. As in financial engineering *risk analysis* would also be a stimulating topic in inventory control [61]: the tools developed in [33], [31] might lead to a solution. Related means [33] should also lead to appropriate metrics (see, e.g., [75] and the references therein).

From a control-theoretic viewpoint, a completely new approach combining Smith predictors, short-term forecasting and model-free control has been presented in order to provide an adequate regulation of some delay systems. Let us remind [29] the reader about the severe difficulties that are due to delays in the model-free setting. Compare with other techniques in the literature: [7], [43], [24], [25], [38], [40], [35], [72], [80], [81], [82].

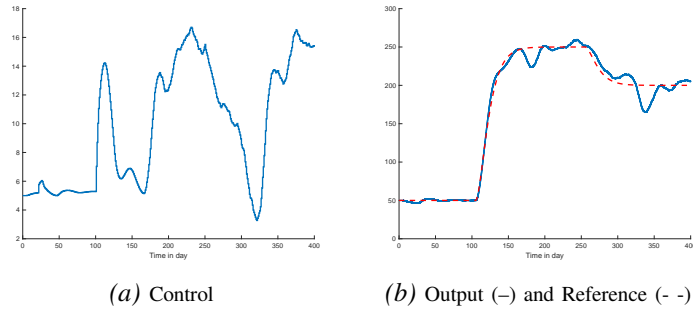


Fig. 3: Scenario 3

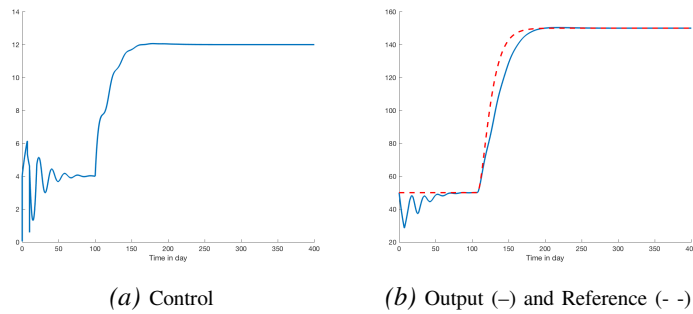


Fig. 4: Scenario 4

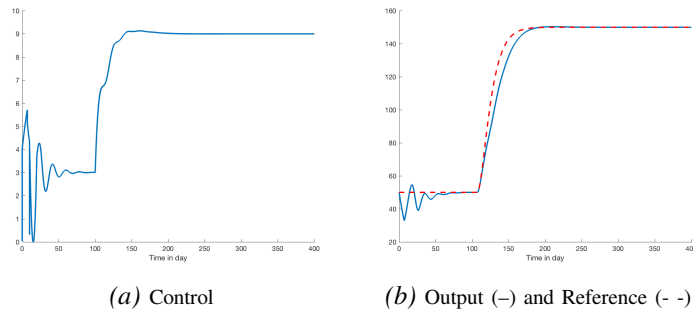


Fig. 5: Scenario 5

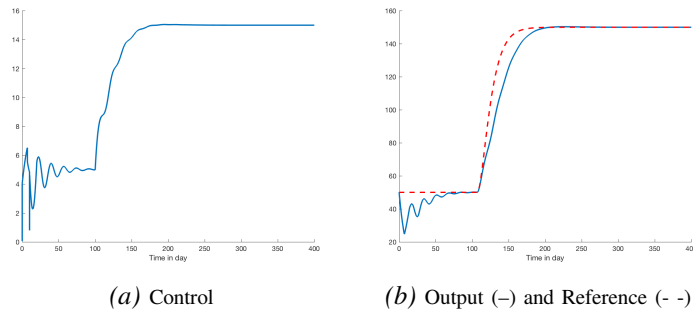


Fig. 6: Scenario 6

REFERENCES

- [1] R. Abbou, J.-J. Loiseau, H. Khaldi, B. Bou Farraa, On inventory control for perishable inventory systems subject to uncertainties on customer demands. *IFAC PapersOnLine*, 50-1, 10172–10177, 2017.
- [2] H. Abouaissa, O. Alhaj Hasan, C. Join, M. Fliess, D. Defer, Energy saving for building heating via a simple and efficient model-free control design: First steps with computer simulations. *21st Int. Conf. Syst. Theo. Contr. Comput.*, Sinaia, 2017.

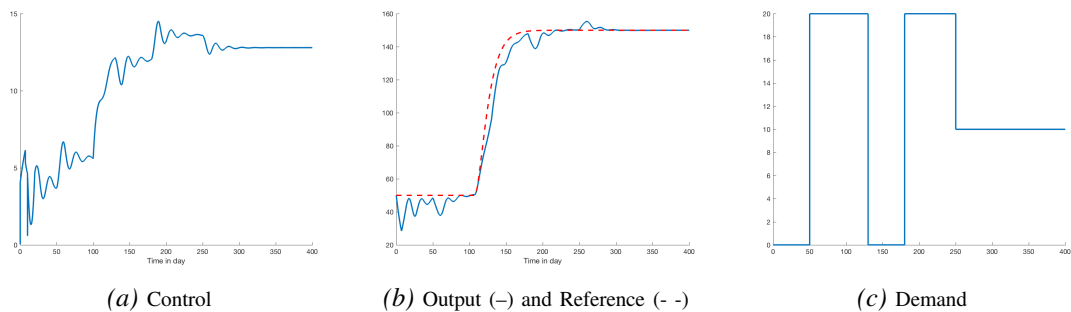


Fig. 7: Scenario 7

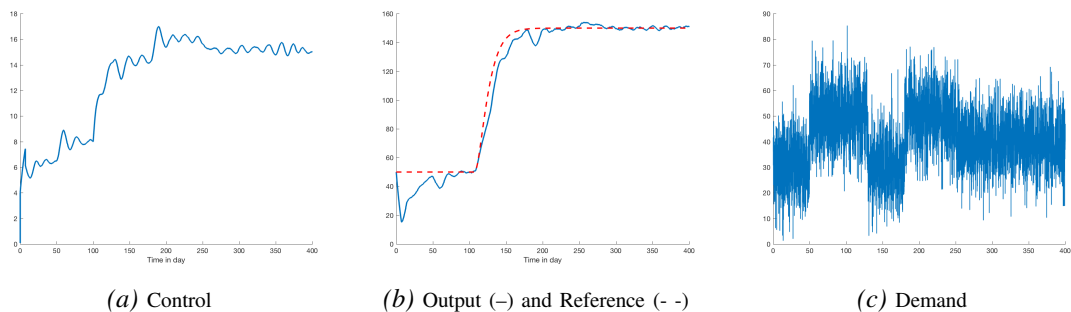


Fig. 8: Scenario 8

- <https://hal.archives-ouvertes.fr/hal-01568899/en/>
- [3] H. Abouaïssa, S. Chouraoui, On the control of robot manipulator: A model-free approach. *J. Comput. Sci.*, 31, 6-16, 2019.
 - [4] H. Abouaïssa, M. Fliess, C. Join, On short-term traffic flow forecasting and its reliability. *IFAC PapersOnLine*, 49-12, 111-116, 2016.
 - [5] H. Abouaïssa, M. Fliess, C. Join, On ramp metering: Towards a better understanding of ALINEA via model-free control. *Int. J. Contr.*, 90, 1018-1026, 2017.
 - [6] N. Afsi, T. Bakir, S. Othman, A. Sakly, Model-free control of a seeded batch crystallizer. *Canad. J. Chem. Engin.*, 96, 1306-1313, 2018.
 - [7] S. Ahmed, H. Wang, Y. Tian, Model-free control using time delay estimation and fractional-order nonsingular fast terminal sliding mode for uncertain lower-limb exoskeleton. *J. Vibrat. Contr.*, 2018. <https://doi.org/10.1177/1077546317750978>
 - [8] B. d'Andréa-Novel, Model-free control of longitudinal and lateral dynamics for automated vehicles. *JTEKT Engin. J.*, 1015E, 2-8, 2018.
 - [9] S. Axsäter, *Inventory Control* (2nd ed.). Springer, 2006.
 - [10] Y. Aviv, A time-series framework for supply-chain inventory management. *Operat. Res.*, 51, 210-227, 2003.
 - [11] O. Bara, M. Fliess, C. Join, J. Day, S.M. Djouadi, Toward a model-free feedback control synthesis for treating acute inflammation. *J. Theoret. Biology*, 448, 26-37, 2018.
 - [12] J.M.O. Barth, J.-P. Condomines, M. Bronz, L.R. Lustosa, J.-M. Moschetta, C. Join, M. Fliess, Fixed-wind UAV with transitioning flight capabilities: Model-Based or Model-Free Control approach? A preliminary study. *Int. Conf. Unmanned Aircraft Syst.*, Dallas, 2018. <https://hal.archives-ouvertes.fr/hal-01817515/en/>
 - [13] M. Bekcheva, M. Fliess, C. Join, A. Moradi, H. Mounier, Meilleure élasticité "nuagique" par commande sans-modèle. *ISTE OpenScience Automatique*, 2, 15 p., 2018. <https://hal.archives-ouvertes.fr/hal-01884806/en/>
 - [14] M. Bekcheva, C. Join, H. Mounier, Cascaded model-free control for trajectory tracking of quadrotors. *Int. Conf. Unmanned Aircraft Syst.*, Dallas, 2018.
 - [15] F.M. Bianchi, E. Maiorino, M.C. Kampffmeyer, A. Rizzi, *Recurrent Neural Networks for Short-Term Load Forecasting – An Overview and Comparative Analysis*. Springer, 2017.
 - [16] C.C. Bozath, R.B. Handfield, *Introduction to Operations and Supply Chain Management*. Pearson, 2016.
 - [17] P.J. Brockwell, R.A. Davis, *Time Series: Theory and Methods* (2nd ed.). Springer, 1995.
 - [18] P. Cartier, Y. Perrin, Integration over finite sets. In F. & M. Diener (Eds): *Nonstandard Analysis in Practice*, pp. 195-204, Springer, 1995.
 - [19] F. Chen, Z. Drezner, J.K. Ryan, D. Simchi-Levi, Quantifying the bullwhip effect in a simple supply chain: The impact of forecasting, lead times, and information. *Manag. Sci.*, 46, 436-443, 2000.
 - [20] E. Choldowicz, P. Orłowski, Comparison of a perpetual and PD inventory control system with Smith predictor and different shipping delays using bicritical optimization and SPEA2. *Pomiary Automat. Robot.*, 20, 5-12, 2016.
 - [21] J. Dejonckheere, S.M. Disney, M.R. Lambrecht, D.R. Towill, Measuring and avoiding the bullwhip effect: A control theoretic approach. *Europ. J. Operat. Res.* 147, 567-590, 2003.
 - [22] F. Diener, M. Diener, Tutorial. In F. & M. Diener (Eds): *Nonstandard Analysis in Practice*, pp. 1-21. Springer, 1995.
 - [23] A. Dolgui, J.-M. Proth, *Supply Chain Engineering*. Springer, 2010.
 - [24] M. Doublet, C. Join, Hamelin, Model-free control for unknown delayed systems. *3rd Internat. Conf. Control Fault-Toler. Syst.*, Barcelona, 2016. <https://hal.archives-ouvertes.fr/hal-01369776/en/>
 - [25] M. Doublet, C. Join, Hamelin, Stability analysis for unknown delayed systems controlled by model-free control. *21st Internat. Conf. Syst. Theor. Contr. Comput.*, Sinaia, 2017. <https://hal.archives-ouvertes.fr/hal-01578561/en/>
 - [26] A. Erdélyi A., *Operational Calculus and Generalized Functions*. Holt Rinehart and Winston, 1962.
 - [27] P. Escudero-Gomez, H. Sira-Ramirez, A. Rodriguez-Angeles, Inventory trajectory tracking via an demand-rate-estimation using Smith's predictor. *Congr. Nacion. Contr. Automát.*, Monterrey, 2017.
 - [28] M. Fliess, C. Join, A mathematical proof of the existence of trends in financial time series. In A. El Jai, L. Afifi, E. Zerrik (Eds): *Systems Theory: Modeling, Analysis and Control*, Presses Universitaires de Perpignan, pp. 43-62, 2009. <https://hal.inria.fr/inria-00352834/en/>
 - [29] M. Fliess, C. Join, Model-free control. *Int. J. Contr.*, 86, 2228-2252, 2013.
 - [30] M. Fliess, C. Join, Deux améliorations concurrentes des PID. *ISTE*

- OpenScience Automatique*, 2, 23 p., 2018.
<https://hal.archives-ouvertes.fr/hal-01687952/en/>
- [31] M. Fliess, C. Join, F. Hatt, A-t-on vraiment besoin d'un modèle probabiliste en ingénierie financière ? *Conf. Médit. Ingén. Sûre Syst. Compl.*, Agadir, 2011.
<https://hal.archives-ouvertes.fr/hal-00585152/en/>
- [32] M. Fliess, C. Join, H. Sira-Ramírez, Non-linear estimation is easy. *Int. J. Model. Identif. Contr.*, 4, 12-27, 2008.
- [33] M. Fliess, C. Join, C. Voyant, Prediction bands for solar energy: New short-term time series forecasting techniques. *Sol. Energ.*, 166, 519-528, 2018.
- [34] G.F. Franklin, J.D. Powell, A. Emami-Naeini, *Feedback Control of Dynamic Systems* (7th ed.). Pearson, 2015.
- [35] Ghazally I.Y. Mustafa, H.P. Wang, Y. Tian, Vibration control of an active vehicle suspension systems using optimized model-free fuzzy logic controller based on time delay estimation. *Adv. Engin. Soft.*, 127, 141-149, 2019.
- [36] K. Hamiche, H. Abouaïssa, G. Goncalvez, T. Hsu, Decentralized control of dynamic supply chain systems with parametric uncertainties. *IFAC PapersOnLine*, 50-1, 158877-15882, 2017.
- [37] K. Hamiche, H. Abouaïssa, G. Goncalvez, T. Hsu, A robust and easy approach for demand forecasting in supply chains. *IFAC PapersOnLine*, 51-11, 1732-1737, 2018.
- [38] S. Han, H. Wang, Y. Tian, Model-free based adaptive nonsingular fast terminal sliding mode control with time-delay estimation for a 12 DOF multi-functional lower limb exoskeleton. *Adv. Engin. Soft.*, 119, 38-47, 2018.
- [39] Y. Hong, D. Xu, W. Yan, W. Yang, A model-free control strategy for battery energy storage with an application to power accommodation, 7th IEEE Data Driv. Contr. Learn. Syst. Conf., Enshi, 2018.
- [40] M. Huba, P. Bisták, Tuning of an iP controller for a time-delayed plant by a performance portrait method. *25th Medit. Conf. Contr. Automat.*, Valetta, 2017.
- [41] P. Ignaciuk, A. Bartoszewicz, Smith predictor based control of continuous-review perishable inventory systems with multiple supply alternatives. *19th Medit. Conf. Control Automat.*, Corfu, 2011.
- [42] P. Ignaciuk, A. Bartoszewicz, Dead-time compensation in continuous-review perishable inventory systems with a remote supply. *Arch. Contr. Sci.*, 21, 61-84, 2011.
- [43] C. Join, G. Robert, M. Fliess, Vers une commande sans modèle pour aménagements hydroélectriques en cascade. *6^e Conf. Int. Francoph. Automat.*, Nancy, 2010.
<http://hal.archives-ouvertes.fr/inria-00460912/en/>
- [44] C. Lobry, T. Sari, Nonstandard analysis and representation of reality. *Int. J. Contr.*, 39, 535-576, 2008.
- [45] H.L. Lee, V. Padmanabhan, S. Whang, The bullwhip effect in supply chains. *Sloan Manag. Rev.*, 38, 93-102, 1997.
- [46] J. Lunze, *Regelungstechnik 1*. Springer, 1996.
- [47] E. Madadi, Y. Dong, D. Söffker, Comparison of different model-free control methods concerning real-time benchmark. *J. Dyn. Syst. Measur. Contr.*, 140, 121014-1-121014-9, 2018.
- [48] M. Mboup, C. Join, M. Fliess, Numerical differentiation with annihilators in noisy environment. *Numer. Algor.*, 50, 439-467, 2009.
- [49] G. Mélard, *Méthodes de prévision à court terme*. Ellipses – Presses Universitaires de Bruxelles, 2009.
- [50] L. Menhour, B. d'Andréa-Novel, M. Fliess, D. Gruyer, H. Mounier, An efficient model-free setting for longitudinal and lateral vehicle control: Validation through the interconnected Pro-SiVIC/RTMaps prototyping platform. *IEEE Trans. Intel. Transport. Syst.*, 19, 461-475, 2018.
- [51] C. Moussaoui, R. Abbou, J.-J. Loiseau, Robust inventory control of production systems subject to uncertainties on demand and lead times. *Int. J. Product. Res.*, 55, 2177-2196, 2017.
- [52] S. Nahmias, *Perishable Inventory Systems*. Springer, 2011.
- [53] I. N'Doye, S. Asiri, A. Aloufi, A. Al-Awan, T.-M. Laleg-Kirati, Intelligent proportional-integral-derivative control-based modulating functions for laser beam pointing and stabilization. *IEEE Trans. Automat. Syst. Techno.*, 2019.
- [54] M. Rampazzo, D. Tognin, M. Pagan, L. Carniello, A. Beghia, Modelling, simulation and real-time control of a laboratory tide generation system. *Contr. Eng. Pract.*, 83, 165-175, 2019.
- [55] C.E. Riddalls, S. Bennett, The stability of supply chains, *Int. J. Prod. Res.*, 40, 459-475, 2002.
- [56] C.E. Riddalls, S. Bennett, Production-inventory system controller design and supply chain dynamics. *Int. J. Syst. Sci.*, 33, 181-195, 2002.
- [57] A. Robinson, *Non-standard Analysis* (revised ed.). Princeton University Press, 1996
- [58] V. Rocher, C. Join, S. Mottelet, J. Bernier, S. Rechdaoui-Guerin, S. Azimi, P. Lessard, A. Pauss, M. Fliess, La production de nitrites lors de la dénitrification des eaux usées par biofiltration - stratégie de contrôle et de réduction des concentrations résiduelles. *Revue Sci. Eau*, 31, 61-73, 2018.
- [59] R.-C. Roman, M.-B. Radac, R.-E. Precup, E.-M. Petriu, Virtual reference feedback tuning of model-free control algorithms for servo systems. *Machines*, 5, 2017
<https://doi.org/10.28690/machines5040025>
- [60] A.-L. Sachs, *Retail Analytics – Integrated Forecasting and Inventory Management for Perishable Products in Retailing*. Springer, 2015.
- [61] G.L. Schlegel, *Supply Chain Risk Management – An Emerging Discipline*. CRC Press, 2015.
- [62] J.D. Schwartz, D.E. Rivera, A process control approach to tactical inventory management in production-inventory systems. *Int. J. Prod. Econ.*, 125, 111-124, 2010.
- [63] J.D. Schwartz, D.E. Rivera, A control-relevant approach to demand modeling for supply chain management. *Comput. Chem. Engin.* 70, 78-90, 2014.
- [64] J.D. Schwartz, W. Wang, D.E. Rivera, Simulation-based optimization of process control policies for inventory management in supply chains. *Automatica*, 42, 1311-1320, 2006.
- [65] H.A. Simon, On the application of servomechanism the study of production control. *Econometrica*, 20, 247-268, 1952.
- [66] B.T. Simon, J. Dupaty, E.E. Brown, M. Thitsa, *MRS Adv.*, 2019.
<https://doi.org/10.2857/adv.2019.71>
- [67] R. Sipahi, S. Lämmer, D. Helbing, S.-I. Niculescu, On stability problems of supply networks constrained with transport delay. *J. Dyn. Syst. Measur. Contr.*, 131, 021005-1-021005-9, 2009.
- [68] H. Sira-Ramírez, C. García-Rodríguez, J. Cortès-Romero, A. Luviano-Juárez, *Algebraic Identification and Estimation Methods in Feedback Control Systems*. Wiley, 2014.
- [69] O. Smith, A controller to overcome dead time. *ISA J.*, 6, 28-33, 1959.
- [70] E. Sucky, The bullwhip effect in supply chains – An overestimated problem? *Int. J. Product. Econom.*, 118, 311-322, 2009.
- [71] B. Telsang, M. Olama, S. Djouadi, J. Dong, T. Kuruganti, Y. Xue, Model-free control of building HVAC systems to accommodate solar photovoltaic energy. *IEEE 9th Int. Symp. Power Electron. Distrib. Generat. Syst.*, Charlotte, NC, 2018.
- [72] H. Thabet, M. Ayadi, F. Rotella, Design of adaptive PID controllers based on adaptive Smith predictor for ultra-local model control. *Int. J. Automat. Contr.*, 11, 222-238, 2017.
- [73] N.T. Thomopoulos, *Demand Forecasting for Inventory Control*. Springer, 2015
- [74] M. Ticherfatine, Q. Zhu, Fast ferry smoothing motion via intelligent PD controller. *J. Marine. Sci. Appl.*, 17, 273-279, 2018.
- [75] J.R. Trapero, D.J. Pedregal, A novel time-varying bullwhip effect metric: An application to promotional sales. *Int. J. Product. Econom.*, 182, 465-471, 2016.
- [76] M. Udenio, E. Vatamidou, J.C. Fransoo, N. Dellaert, Behavioral causes of the bullwhip effect: An analysis using linear control theory. *IIEE Trans.*, 49, 980-1000, 2017.
- [77] H. Vassian, Application of discrete variable servo theory to inventory control. *Operat. Resear.*, 23, 272-282, 1955.
- [78] X. Wang, S.M. Disney, The bullwhip effect: Progress, trends and directions. *Europ. J. Operat. Res.*, 250, 691-701, 2016.
- [79] D.H.R. Warburton, An exact analytical solution to the production inventory control problem, *Int. J. Prod. Econ.*, 92, 81-96, 2004.
- [80] A.A. Yaseen, M. Bayart, Synthesis of model-free control for system with time-varying communication delay. *19th IEEE Int. Conf. Indust. Techno.*, Lyon, 2018.
- [81] A.A. Yaseen, M. Bayart, A model-free approach to networked control system with time-varying communication delay. *10th IFAC SAFEPRO-CESS*, Warsaw, 2018.
- [82] X. Zhang, H. Wang, Y. Tian, L. Peyrodie, X. Wang, Model-free based neural network control with time-delay estimation for lower extremity exoskeleton. *Neurocomput.*, 272, 178-188, 2018.
- [83] B. Zhao, H. Li, J. Mao, Double-objective finite control set model-free predictive control with DSVM for PMSM drives. *J. Power Electron.*, 19, 168-178, 2019.
- [84] Y. Zhou, H. Li, H. Yao, Model-free deadbeat predictive current control of a surface-mounted permanent magnet synchronous motor drive system. *J. Power Electron.*, 18, 103-115, 2018.