

DeepStego: Protecting Intellectual Property of Deep Neural Networks by Steganography

Zheng Li¹, Ge Han², Shanqing Guo³ and Chengyu Hu⁴

^{1,2,3,4}Shandong University

zheng.li@mail.sdu.edu.cn, hangehg@126.com, {guoshanqing, hcy}@sdu.edu.cn

Abstract

Deep Neural Networks (DNNs) has shown great success in various challenging tasks. Training these networks is computationally expensive and requires vast amounts of training data. Therefore, it is necessary to design a technology to protect the intellectual property (IP) of the model and externally verify the ownership of the model in a black-box way. Previous studies either fail to meet the black-box requirement or have not dealt with several forms of security and legal problems. In this paper, we firstly propose a novel steganographic scheme for watermarking Deep Neural Networks in the process of training. This scheme is the first feasible scheme to protect DNNs which perfectly solves the problems of safety and legality. We demonstrate experimentally that such a watermark has no obvious influence on the main task of model design and can successfully verify the ownership of the model. Furthermore, we show a rather robustness by simulating our scheme in a real situation.

1 Introduction

Intellectual Property (IP) refers to the protection of creations of the mind, which have both a moral and a commercial value. IP is protected in law by, for example, patents, copyright and trademarks, which enable people to earn recognition or financial benefit from what they invent or create. However it is not always easy to protect intellectual property. Lingering issues with nation's IP legal framework in areas such as trade secrets, uneven enforcement, and significant procedural barriers that frustrate company efforts to protect IP. At the same time, counterfeiters and infringers are increasingly sophisticated. They often exploit procedural loopholes, proactively seek to invalidate legitimate patents and trademarks, and deploy advanced techniques such as reverse and evasion technologies.

Nowadays, Deep Neural Networks (DNNs) have caused a paradigm shift in our ability to comprehend raw data in various important fields, ranging from intelligence warfare and healthcare to autonomous transportation and automated manufacturing. Training of a deep learning model requires a great deal of cost: preparation of a large-scale labeled training

dataset, a massive amount of computer resources for model training, and human resources spent on parameter tuning and model architecture design. Therefore, selling this pre-trained model may be a profitable business model. Unfortunately, once these models are sold, they can be easily copied and re-distributed. Therefore, the resulting model is considered as the intellectual property of the model builder and needs to be protected to maintain the competitive advantage of the owner. It is very important to find a method to verify the ownership of DNN models to protect intellectual property and detect the leakage of DNN models.

Digital Watermarking is the process of embedding a covert marker in a noise-tolerant signal such as image data. It is typically used to identify ownership of the copyright of such signal. The watermarking process can be divided into two phases: embedding and detection. During the embedding phase, the owner can embed the watermark into the protected multimedia. If the multimedia data is stolen and used by others, during the detection phase, the owner can extract the watermark from the protected multimedia as legal evidence to prove the owner of the intellectual property. However, extending the watermarking technique to the DNN models is still in its infancy.

1.1 Related Works

Recently, [Uchida *et al.*, 2017] proposed a framework to embed watermarks in deep neural networks. It requires the model owner to access the parameters of the model to extract the watermark, which greatly limits the application of the watermark, because the stolen model is usually deployed remotely, and the plagiarized service does not publish the parameters of the stolen model. In [Rouhani *et al.*, 2018], the authors proposed to use zero-bit watermarks in the black-box setting. Then [Adi *et al.*, 2018] assigned labels to abstract images and trained DNNs to classify them. One clear drawback of their approaches are the difficulty to associate any watermark with the actual identity and limit its application scenarios. [Zhang *et al.*, 2018]'s work can associated the watermark with the actual identity by making great changes to the original picture. In [Guo *et al.*, 2018], they add a message mask to the original images which makes minor changes. Although this approach is promising, Both of them are easier for infringers to evade identification by detecting them. In addition, the above approaches are vulnerable to the threat of

security and legality, which is the main motivation for us. We discuss the vulnerabilities in section 3.

1.2 Our Contributions

In this paper, we introduce a novel steganographic scheme for watermarking DNNs. As displayed in Fig. 2. We train the DNNs on both the original dataset and a trigger dataset where each image is embedded **the exclusive logo** by the stego-model. The watermarked DNN models behave in a pre-defined, ad-hoc pattern when it encounters any inputs embedded with the exclusive logo. Our contribution of this study is three-fold:

- 1) To the best of our knowledge, we are the first to propose a steganographic scheme for watermarking DNNs. A novel watermarking methodology is introduced to watermark DNNs and effectively trace the IP ownership in a black-box way.
- 2) We point out the security and legality problems of the existing methods, Moreover we provide a reliable experiment and theoretical analysis, illustrating our approach against these threats.
- 3) We strongly associate the watermark with the actual identity by embedding the exclusive logo into the original inputs. The identifiability is one of the important functions of the exclusive logo. It can be distinguished from other enterprises, products or services.

2 Background

In this section, we introduce the relevant background knowledge about deep neural networks and steganography, which are closely related to our work.

2.1 Deep Neural Networks

Deep Neural Networks, which are the key components of state-of-the-art Artificial Intelligence (AI) services, have shown great success in providing human-level capabilities for a variety of tasks, such as visual analysis, speech recognition, and natural language processing and etc. They have considerably changed the way we conceive software and are rapidly becoming a general purpose technology, and more, significantly outperforming state-of-the-art machine learning (ML) algorithms previously used in such domains.

Although significant progress has been made with deep neural networks, the training of deep neural networks is still a difficult task. To train a highly accurate model requires: (1) a large amount of tagged data can be accessed that can fully cover potential scenarios that may arise in the target application, (2) allocating substantial computing resources to fine-tune the underlying model topology, especially high performance devices such as GPUs and TPUs, (3) long time of training to upgrade weights of neural networks (weeks or even more than a month), (4) further that before training the network weights of DNNs, the first step is to determine the model architecture, which requires non-trivial domain expertise and engineering efforts. That is why we need to protect the intellectual property (IP) of DNNs.

2.2 Steganography

The formulation of steganography in the modern scientific literature may be traced back to the year 1984, in which Simmons modeled it as the prisoner problem [Simmons, 1984]. There are two prisoners Alice and Bob, separately locked in jail cells and wishing to plot some secret plan of escaping. They are allowed to exchange open messages with each other, while their communication is monitored by a prison warden Eve. Once the existence of any secret is detected by Eve, Alice and Bob would be removed into solitary confinement as punishment.

Steganography solves this problem by concealing secret digital data into an appropriated multimedia carrier, e.g. text, image, audio and video, so that the eavesdropper Eve would regard the non-secret transmission of carrier files between Alice and Bob as innocent communication. Beyond such nefarious application, steganography has more practical significance in military, e-commerce, government affairs, copyright protection, etc.

The most popular and easy-to-implement algorithm of embedding is the Least Significant Bit (LSB) algorithm [Mielikainen, 2006]. The main idea of LSB is to store the secret message in the least significant bits (last bits) of some color channel of each pixel in the given image container. There are several more sophisticated algorithms for information embedding to raster images: WOW [Holub and Fridrich, 2012], HUGO [Pevný *et al.*, 2010], S-UNIWARD [Holub *et al.*, 2014], and others. They are derived from key ideas of the LSB algorithm. In addition to the LSB-Steganography, there are several popular steganography tools (OpenStego, OpenPuff, SilentEye).

In this paper, we did not adopt the traditional steganography, where we apply another lightweight neural networks to learn a steganographic algorithms by itself. The resulting algorithms actually achieve better performance in invisibility and security. The details are in section 5.2.

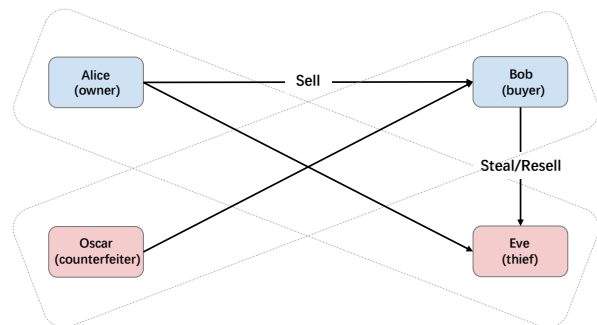


Figure 1: The threat of security and legality

3 Motivations

In addition to the above limitations of previous works we addressed, in this section, we mainly discuss the threat of security and legality. We show two scenarios to illustrate the threat of security and legality in Figure 1.








Approaches	Cover image	Addition	Watermark-trigger
[Adi <i>et al.</i> , 2018]		–	
[Zhang <i>et al.</i> , 2018]		–	
[Guo <i>et al.</i> , 2018]			

Table 1: The examples of key samples of existing watermarking approaches

3.1 Security: Evasion Attack

The thief Eve steals the model, or the model buyer Bob resells it to Eve. Both of these actions are detrimental to the owner Alice’s interests. Eve knows that the stolen model has been watermarked, and attempts to evade the watermark verification. As depicted in Table 1, in the approach proposed by [Adi *et al.*, 2018], they watermark DNNs by using the abstract images as watermarks, and in [Zhang *et al.*, 2018; Guo *et al.*, 2018], they embed meaningful content with original data as watermarks. The distribution of data varies greatly, once the owner uses the watermarks to verify the ownership of the model, Eve can easily find or detect the watermarks, then reject them or return a random class out of the stolen models output space. In our steganographic scheme, because of strong invisibility and high undetectability, it is extremely difficult for them to evade the verification. The detail is in section 5.2

3.2 legality: Illegal Intellectual Property Claims

The counterfeiter Oscar attempt to illegally claim ownership of the model of Bob. So Oscar tried to make a ghost watermark, that is to say, a fake watermark-trigger that coincides with the behavior of the model is as true as it is. As depicted in Table 1, both of these approaches do not explicitly address fraudulent claims of ownership by counterfeiter. The abstract images can be generated using the Python part, partially collected from the online repository, and then fed into the model to output a predictive label that can be claimed by Oscar as a predefined label. The meaningful content in [Zhang *et al.*, 2018; Guo *et al.*, 2018], the perturbation can be generated by the adversarial attacks [Su *et al.*, 2017; Cisse *et al.*, 2017; Sarkar *et al.*, 2017]. For example, One Pixel [Cisse *et al.*, 2017] only needs to change one pixel to guide the model to make different predictions in a black-box setting, not to mention the perturbation is so large. We do not have this problem in our proposed scheme because our scheme results in only minimal perturbation. And the weights and architectures of stego-model is confidential to anyone. In particular, a new trained model is essentially a different model with certain initialization, which means that attackers cannot obtain a steganographic algorithm similar to ours. The detail is in

section 5.2

4 Steganographic Adversarial Training

This section discusses our watermarking steganographic scheme, the models we use and the information each party wishes to embed or distinguish.

As depicted in Figure 2, each of parties is designed as a neural networks with trainable parameters θ_S of steganographic model (stego-model) and θ_D of Discriminator. The host-model is the neural networks in which we attempt to watermarking. Our training scheme is exactly a process to adjust these parameters. The objectives of them are represented by loss functions. In the duration of our experiment, stego-model, dis-model and host-model are trained iteratively, and within each iteration, they are trained end to end, taking advantage of gradient decent technique, to minimize respective loss.

4.1 Concrete Organizations

The stego-model receives a cover image I of shape $C \times H \times W$, and an exclusive logo $IEEE$. The exclusive logo $IEEE$ is firstly resized to $C \times H \times W$, the same size of cover image I , then the cover image I and logo $IEEE$ is respectively fed into several transposed convolutional layers generating two feature maps of size $C \times H \times W$. The two feature maps are concatenated to a tensor of size $2C \times H \times W$ which exclusive logo’s feature map is dispersed throughout the bits in the cover image, then fed to several residual convolutional layers to reduce the number of channels from $2C$ to C . Finally we get the output of stego-model, the stego image I' of size $C \times H \times W$.

The discriminator networks accepts as input both cover image I and stego image I' , they are fed into several linear layers, outputting a binary classification $p(\tilde{I})$, given an image $\tilde{I} \in \{I, I'\}$, i.e. either a cover image or stego image.

Note that the true label of the original training data X_I is Y_I , and the stego data $X_{I'}$ is labeled as $Y_{I'}$, where $Y_I \neq Y_{I'}$. Following this method, we get a new train data $\{X_I, X_{I'}\}$ with labels of $\{Y_I, Y_{I'}\}$. Then we train the host model with new training data $\{X_I, X_{I'}\}$. During the training process, the host model will automatically learn patterns of those watermarks by differentiating them from the original training data X_I . Hence, such watermarks are embedded into the new host model.

4.2 Training Objectives

Our goal is to develop a learnable, end-to-end stego-model for image steganography that can watermark the host model. To this end, We take the mean square error (MSE) between the pixels of original images and the pixels of stego images as the metric, the most commonly used method. However, MSE only punishes the large errors of the corresponding pixels between two images, ignoring the underlying structure in the images. The Human Visual System (HVS) is more sensitive to brightness and color changes in non-textured areas. [Zhao *et al.*, 2017] analyzed the importance of perceptually-motivated losses when the resulting image of image restoration tasks is evaluated by a human observer. So we introduce

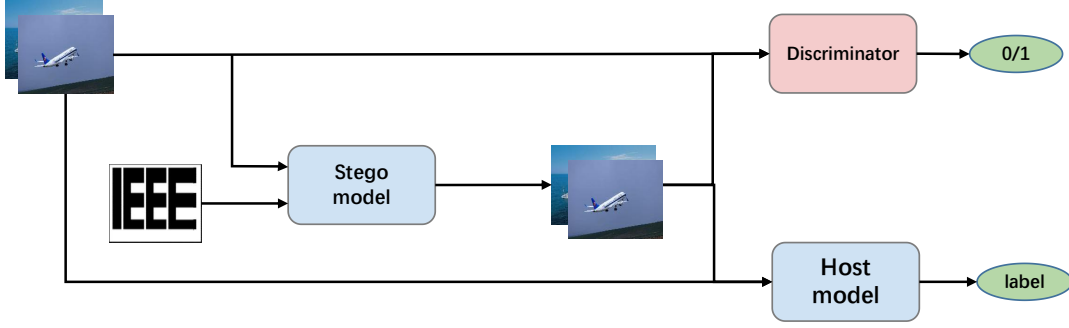


Figure 2: A general overview of steganographic scheme for watermarking DNNs

the structure similarity index (SSIM) [Wang *et al.*, 2004], The SSIM index separates the task of similarity measurement into three comparisons: luminance, contrast and structure.

$$MSE(I, I') = 1/n \sum (x_i - y_i) \quad (1)$$

$$SSIM(I, I') = \frac{(2\mu_I\mu_{I'} + c_1)(2\sigma_{II'} + c_2)}{(\mu_I^2 + \mu_{I'}^2 + c_1)(\sigma_I^2 + \sigma_{I'}^2 + c_2)} \quad (2)$$

Considering pixel value differences and structure differences simultaneously, we put MSE (1) and SSIM (2) together. The value range of the SSIM index is [0,1], The higher the index is, the more similar the two images are. So the loss (metric) between cover and stego image is as below:

$$Loss_I(I, I') = \alpha MSE(I, I') + \beta(1 - SSIM(I, I')) \quad (3)$$

where $\alpha, \beta > 0$ are the hyperparameters directing the trade off among the importance of each individual metric term.

In fact, to measure the reality of images does not only depend on MSE or SSIM. Classic steganographic algorithms, such as WOW [Holub and Fridrich, 2012], HUGO [Pevný *et al.*, 2010], S-UNIWARD [Holub *et al.*, 2014], conceal the secret information into cover images' spatial domain or transform domains by hand-crafted rules, which also shows excellent performance in MSE and SSIM. However, they can systematically alter the statistics of the image, leading to reliable detection [Qin *et al.*, 2010]. Therefore we apply the adversarial training [Goodfellow *et al.*, 2014] to our scheme. Typically, adversarial training is used to train generative models on tasks such as image generation and speech synthesis. The discriminator try to distinguish whether the image is real or fake, it outputs a probability: $p(real) \rightarrow 1$ and $p(fake) \rightarrow 0$. While the stego-model updates its weights to prevent the discriminator from detecting: $p(fake) \rightarrow 1$. In the process of game learning, stego-model can learns a successful steganographic algorithm against the discriminator. So we introduce an adversarial loss, the ability of the defending discriminator to detect an stego image I' :

$$Loss_p(I') = \log(1 - p(I')) \quad (4)$$

We perform Adaptive Moment Estimation (Adam) gradient algorithm on updating θ_S , then obtain the optimal stego-model by minimizing the following loss over the distribution of cover images and logo:

$$\mathbb{E}_{I,logo} = \gamma Loss_I(I, I') + \delta Loss_p(I') \quad (5)$$

$$O_{stegomodel}(\theta_S) = \operatorname{argmin}_{\theta_S} \mathbb{E}_{I,logo}$$

where $\gamma, \delta > 0$ are the hyperparameters to trade of the quality of stego images and the ability of defending against discriminator's detecting.

The discriminator incurs a classification loss function from its predictions:

$$Loss(\tilde{I}) = (1 - \log(p(I))) + \log(p(I')) \quad (6)$$

To minimize the above loss means improving the ability of detecting whether a given image is real or fake. We also perform Adam on updating θ_D , and obtain the optimal Discriminator by minimize the following loss over the same distribution:

$$\mathbb{E}_{I,logo} = Loss(\tilde{I}) \quad (7)$$

$$O_D(\theta_D) = \operatorname{argmin}_{\theta_D} \mathbb{E}_{I,logo}$$

The host model only needs to follow its original loss function without any additional regularization term. In this paper, we mainly focus on general classification DNNs, but in principle, our watermarking scheme can be readily extended to other tasks. The loss function of general classification task is cross entropy loss:

$$Loss(x, y) = -\log \frac{\exp(x[y])}{\sum_j \exp(x[j])} \quad (8)$$

$$\mathbb{E}_{x,y} = Loss(x, y) \quad (9)$$

$$O_{DNN}(\theta_{DNN}) = \operatorname{argmin}_{\theta_{DNN}} \mathbb{E}_{x,y}$$

And $x \in \{X_I, X_{I'}\}$, $y \in \{Y_I, Y_{I'}\}$, note that the new training data $\{X_I, X_{I'}\}$ with labels of $\{Y_I, Y_{I'}\}$.

5 Experiment

As a proof-of-concept, we implemented our steganographic scheme for watermarking on various neural networks with a benchmark dataset. For the dataset, we train one model without protection and multiple models under protection with watermarks. We implemented our scheme in Python 3.7 with Pytorch¹.

¹Source code will be made available.

Host DNN Architecture	Host DNN Description	Reported Acc.	Our Acc(uw). [#]	Trigger Acc(uw). [*]	Our Acc(w). ⁺	Trigger Acc(w). ⁻
VGG-16 [Simonyan <i>et al.</i> , 2015]	State-of-the-art image classifiers from ILSVRC	92.64%	92.88%	10.13%	92.21%	98.65%
VGG-19 [Simonyan <i>et al.</i> , 2015]		N/A	93.58%	9.73%	91.88%	98.45%
ResNet50 [Russakovsky <i>et al.</i> , 2015]		93.62%	93.45%	9.85%	92.78%	99.02%

[#] The accuracy is obtained from regular test set in unwatermarked setting.

^{*} The accuracy is obtained from watermark-trigger in unwatermarked setting.

⁺ The accuracy is obtained from regular test set in watermarked setting.

⁻ The accuracy is obtained from watermark-trigger in watermarked setting.

Table 2: Classification accuracy for CIFAR-10 datasets on the test set and trigger set

5.1 Datasets and models

We started our scheme on three well-known DNN models: VGG-16 [Simonyan *et al.*, 2015], VGG-19 [Simonyan *et al.*, 2015], and ResNet50 [He *et al.*, 2016]. All three DNN models achieved competitive performance in the ILSVRC [Russakovsky *et al.*, 2015] competition. We implement our scheme on the widely used datasets: the CIFAR-10 [Krizhevsky and Hinton, 2009] dataset which is an object classification dataset with 50,000 training images (10 categories, 5,000 images per category) and 10,000 testing images. Each image has 32×32 pixels, each pixel has 3 values corresponding to RGB intensities. And we use the logo of IEEE as the exclusive logo in this paper.

5.2 Criteria

We analyze the performance of our scheme by measuring fidelity, the side effects of watermarks on the original functionality; effectiveness, whether we can successfully verify the ownership of DNN models; robustness, whether our watermark-triggers are practical in real situation or not; security, the degree to which stego images can be detected by detection; and legality, whether our scheme can defend fraudulent claims of ownership by adversaries.

Fidelity and Effectiveness

The accuracy of the host model shall not be degraded after embedding the watermark information. Matching the accuracy of the unmarked model is referred to as fidelity. We require that we can successfully verify the ownership of DNN models, which is referred to as effectiveness. Table 2 summarizes the test set and trigger-set classification accuracy on CIFAR-10 for two different settings; (1) the host model with no watermark (uw); (2) the host model with watermark-trigger (w). It can be seen that in the unwatermarked setting, the host model has the same test set accuracy (Column 5) as the reported accuracy (Column 4), while the accuracy on watermark-trigger set is about 10% (Column 6). In the watermarked setting, all of the accuracy drops of a watermarked model regular on test sets are within 1% (Column 7), and we have achieved an accuracy rate of over 98% on watermark-trigger set (Column 8). Therefore, our scheme does not impact the original functionality of DNNs too much, meanwhile we can successfully verify the ownership of DNN models.

Robustness

In the previous work, they measured the robustness of the design by resisting model fine-tuning and compression, in particular, which should be considered as possible types of attacks [Uchida *et al.*, 2017]. We agree with [Guo *et al.*, 2018] that does not consider them a type of threat for the following reasons. First, the cost of fine-tuning and compression is on the same order of magnitude as the cost of training, if not higher. With that much resources and expertise at hand, an attacker would have built a model on their own. Second, a fine-tuned model is essentially a different model with certain initialization. And even model architecture may be changed during the pruning of a model [Guo and Potkonjak, 2017; Yosinski *et al.*, 2014]. In this paper, what we are trying to solve is the proof-of-authorship during actual model usage, not the "proof-of-origin" of a model. It should be two different problems. It is questionable whether the original model author can claim the authorship of a fine-tuned model, and thus the assumption [Guo *et al.*, 2018].

To validate the robustness of our idea, we simulated a real situation. We firstly implement our training scheme locally on machine A and then model information is transmitted to another machine B that reconstructed the learned models. The cover images and the stego images generated by the stego-model are separately passed from Machine A, to Machine B, who used the host model (VGG-16) to classify these images. Over 10 trials, the accuracy on the cover images is 92.23%, and the accuracy on the stego images is 97.65%. The performance indicates that our steganographic scheme allows a rather robustness in the real-world.

Security

The goal of security is to measure whether our embedded watermarks can be easily identified or detected by unauthorized parties, which can also be referred to as the ability of defending against evasion attacks. Following the recommendation of the authors for best performance [Lerch-Hostalot and Megías, 2016], we compare our results against a state-of-the-art steganalyzer, ATS [Lerch-Hostalot and Megías, 2016]. ATS uses labeled data to build artificial training sets of cover and stego images, and is trained using an SVM with a Gaussian kernel. According to the steps for detection in [Zhu *et al.*, 2018], We also evaluate two threat scenarios whether ATS has access to the learned stego model directly. In the first setting (model weights known), ATS achieves a detection accuracy of 98%, and in the second set-

Method	Bits per pixel	Detection Rate (ATS)
WOW	0.400	69%
HUGO	0.400	72%
S-UNIWARD	0.400	73%
[Adi <i>et al.</i> , 2018]	–	97%
[Zhang <i>et al.</i> , 2018]	< 0.500	94%
[Guo <i>et al.</i> , 2018]	< 0.500	80%
Stego (weights known)	>1.000	98%
Stego (weights unknown)	>1.000	59%

Table 3: The secrecy of stego model versus both of classical steganography methods and previous works




Table 4: Visual effects of resultant steganographic model

ting (model weights unknown), it achieves a detection accuracy of about 59%, a little better than random guessing. In comparison, ATS achieves detection accuracy of more than 69% for WOW [Holub and Fridrich, 2012], HUGO [Pevný *et al.*, 2010], S-UNIWARD [Holub *et al.*, 2014] and more than 80% for the previous works. Namely, our scheme have outstanding performance in security, better than classic steganographic methods and previous works.

Legality

In this paper, we explicitly address fraudulent claims of ownership by adversaries. We raised the following two questions:

(1) What if the cover image and the stego images became accessible? What could then be ascertained about the images, even without access to the stego-model? In Table 4, we show the difference image between the original cover and the stego – almost nothing was visible. The black pixel implies the corresponding position in the cover image and stego image are exactly the same in all RGB channels. Moreover, since the distortions are too subtle for human to observe distributions, we magnified all residual images by 5 times. It can be found

No.	Random Seed	Trigger Acc.
1	223	13%
2	142	10%
3	332	12%
4	22	97%

Table 5: Accuracy of watermark-trigger images for the host model

that our stego-model introduces subtle distortions on cover images. Residual images are unique according to their corresponding original images, which means attacker can not add the residual image to other cover images to claim ownership illegally.

(2) For many scenarios, it can safely be assumed that access to the stego-model is impossible for an attacker. However, what if the stego model was leaked? For example, the architectures are leaked to an attacker. Therefore in this scenarios, we assume that an attacker not only got the architectures but also the training set, including the cover images and logo. Then the attacker follows the loss functions to train a stego-model, and also train a discriminator. The premise of this assumption is that the loss function of stego-model is independent of the host model and no additional terms are introduced. To test this scenario, we train three identical stego-models with different seeds. It should be noted that we are only training this stego-model and discriminator. Finally, we train a fourth model with a new random initialization for evaluation, the fourth stego model is trained synchronously with the host model. Then four watermark-triggers generated from four stego-models are separately fed into the host model. Table 5 shows that the accuracy on the fourth watermark-trigger is 98%, while the other three triggers are only about 10% accurate.

This result shows that watermark-trigger distortion patterns produced by each stego-model are unique, which is only trained synchronously with the host model can coincide with the behavior of it. Therefore, even under this assumption, the attacker can not illegally claim ownership.

6 Discussion & Future Work

In this paper, We point out some of the vulnerabilities of existing watermarking solutions. We firstly propose a novel steganographic scheme for protecting the Intellectual Property of DNN models. We strongly associate the watermark with the actual identity by embedding the exclusive logo into the training inputs. We experimentally demonstrated that our watermarking scheme achieves functionality-preserving property and high verification performance. Most importantly, we provide a reliable experiment and theoretical analysis, illustrating our scheme against the threat of security and legality.

For future work we would like to evaluate our scheme on more data sets and models. We would like to define how much learning ability the model has, because all of the watermarking methods have revealed a phenomenon, that is, the existing models have the problem of excessive performance, which they can easily learn another pattern.

References

- [Adi *et al.*, 2018] Yossi Adi, Carsten Baum, Moustapha Cisse, Benny Pinkas, and Joseph Keshet. Turning your weakness into a strength: Watermarking deep neural networks by backdooring. In *27th {USENIX} Security Symposium ({USENIX} Security 18)*, pages 1615–1631, 2018.
- [Cisse *et al.*, 2017] Moustapha Cisse, Yossi Adi, Natalia Neverova, and Joseph Keshet. Houdini: Fooling deep

- structured prediction models. *arXiv: Machine Learning*, 2017.
- [Goodfellow *et al.*, 2014] Ian J Goodfellow, Jean Pougetabadie, Mehdi Mirza, Bing Xu, David Wardefarley, Sherjil Ozair, Aaron C Courville, and Yoshua Bengio. Generative adversarial nets. pages 2672–2680, 2014.
- [Guo and Potkonjak, 2017] Jia Guo and Miodrag Potkonjak. Pruning convnets online for efficient specialist models. In *Proceedings of the IEEE Conference on Computer Vision and Pattern Recognition Workshops*, pages 113–120, 2017.
- [Guo *et al.*, 2018] Jia Guo, Miodrag Potkonjak, and et al. Watermarking deep neural networks for embedded systems. In *2018 IEEE/ACM International Conference on Computer-Aided Design (ICCAD)*, pages 1–8. IEEE, 2018.
- [He *et al.*, 2016] Kaiming He, Xiangyu Zhang, Shaoqing Ren, and Jian Sun. Deep residual learning for image recognition. *computer vision and pattern recognition*, pages 770–778, 2016.
- [Holub and Fridrich, 2012] Vojtěch Holub and Jessica Fridrich. Designing steganographic distortion using directional filters. In *IEEE International Workshop on Information Forensics & Security*, 2012.
- [Holub *et al.*, 2014] Vojtěch Holub, Jessica Fridrich, and Tomáš Denemark. Universal distortion function for steganography in an arbitrary domain. *Eurasip Journal on Information Security*, 2014(1):1, 2014.
- [Krizhevsky and Hinton, 2009] Alex Krizhevsky and Geoffrey Hinton. Learning multiple layers of features from tiny images. Technical report, Citeseer, 2009.
- [Lerch-Hostalot and Megías, 2016] Daniel Lerch-Hostalot and David Megías. Unsupervised steganalysis based on artificial training sets. *Engineering Applications of Artificial Intelligence*, 50:45–59, 2016.
- [Mielikainen, 2006] Jarno Mielikainen. Lsb matching revisited. *IEEE Signal Processing Letters*, 13(5):285–287, 2006.
- [Pevný *et al.*, 2010] Tomáš Pevný, Tomáš Filler, and Patrick Bas. Using high-dimensional image models to perform highly undetectable steganography. *Lecture Notes in Computer Science*, 6387:161–177, 2010.
- [Qin *et al.*, 2010] Jiaohua Qin, Xuyu Xiang, and Meng Xian Wang. A review on detection of lsb matching steganography. *Information Technology Journal*, 9(8):1725–1738, 2010.
- [Rouhani *et al.*, 2018] Bitá Darvish Rouhani, Huili Chen, and Farinaz Koushanfar. Deepsigns: A generic watermarking framework for ip protection of deep learning models. *arXiv preprint arXiv:1804.00750*, 2018.
- [Russakovsky *et al.*, 2015] Olga Russakovsky, Jia Deng, Hao Su, Jonathan Krause, Sanjeev Satheesh, Sean Ma, Zhiheng Huang, Andrej Karpathy, Aditya Khosla, Michael S Bernstein, et al. Imagenet large scale visual recognition challenge. *International Journal of Computer Vision*, 115(3):211–252, 2015.
- [Sarkar *et al.*, 2017] Sayantan Sarkar, Ankan Bansal, Upal Mahbub, and Rama Chellappa. UPSET and ANGRI : Breaking high performance image classifiers. *CoRR*, abs/1707.01159, 2017.
- [Simmons, 1984] Gustavus J Simmons. The prisoners’ problem and the subliminal channel. pages 51–67, 1984.
- [Simonyan *et al.*, 2015] Karen Simonyan, Andrew Zisserman, and et al. Very deep convolutional networks for large-scale image recognition. *international conference on learning representations*, 2015.
- [Su *et al.*, 2017] Jiawei Su, Danilo Vasconcellos Vargas, and Kouichi Sakurai. One pixel attack for fooling deep neural networks. *CoRR*, abs/1710.08864, 2017.
- [Uchida *et al.*, 2017] Yusuke Uchida, Yuki Nagai, Shigeyuki Sakazawa, and Shin’ichi Satoh. Embedding watermarks into deep neural networks. In *Proceedings of the 2017 ACM on International Conference on Multimedia Retrieval*, pages 269–277. ACM, 2017.
- [Wang *et al.*, 2004] Zhou Wang, Alan C Bovik, Hamid R Sheikh, and Eero P Simoncelli. Image quality assessment: from error visibility to structural similarity. *IEEE Transactions on Image Processing*, 13(4):600–612, 2004.
- [Yosinski *et al.*, 2014] Jason Yosinski, Jeff Clune, Yoshua Bengio, and Hod Lipson. How transferable are features in deep neural networks? In *Advances in neural information processing systems*, pages 3320–3328, 2014.
- [Zhang *et al.*, 2018] Jialong Zhang, Zhongshu Gu, Jiyong Jang, Hui Wu, Marc Ph Stoecklin, Heqing Huang, and Ian Molloy. Protecting intellectual property of deep neural networks with watermarking. In *Proceedings of the 2018 on Asia Conference on Computer and Communications Security*, pages 159–172. ACM, 2018.
- [Zhao *et al.*, 2017] Hang Zhao, Orazio Gallo, Iuri Frosio, and Jan Kautz. Loss functions for image restoration with neural networks. *IEEE Transactions on Computational Imaging*, 3(1):47–57, 2017.
- [Zhu *et al.*, 2018] Jiren Zhu, Russell Kaplan, Justin Johnson, and Li Fei-Fei. Hidden: Hiding data with deep networks. In *Proceedings of the European Conference on Computer Vision (ECCV)*, pages 657–672, 2018.