

Some regularity results for Lorentz-Finsler spaces

E. Minguzzi* and S. Suhr†

Abstract

We prove that for continuous Lorentz-Finsler spaces timelike completeness implies inextendibility. Furthermore, we prove that under suitable locally Lipschitz conditions on the Finsler fundamental function the continuous causal curves that are locally length maximizing (geodesics) have definite causal character, either lightlike almost everywhere or timelike almost everywhere. These results generalize previous theorems by Galloway, Ling and Sbierski, and by Graf and Ling.

1 Introduction

Recently, Galloway, Ling and Sbierski [6] have proved the following result

Theorem 1.1. *A smooth (at least C^2) Lorentzian spacetime that is timelike geodesically complete and globally hyperbolic is C^0 -inextendible.*

In this work we are going to improve this result in three directions: (a) in the regularity of the starting manifold, (b) in the possible (Finslerian) anisotropy of the spacetimes considered, and (c) in the causality of the starting manifold (we place no condition). In fact we prove the next result

Theorem 1.2. *A C^0 proper Lorentz-Finsler space which is asymptotically timelike geodesically complete is inextendible as a C^0 proper Lorentz-Finsler space.*

This theorem seems optimal for what concerns the category of Lorentz-Finsler spaces. We mention that the issue of inextendibility has also been approached using other tools pertaining to low regularity geometry. In fact Grant, Sämann and Kunzinger have obtained an inextendibility result [8, Theorem 5.3] analogous to Theorem 1.2 by using the theory of Lorentzian length spaces [9]. Their result also does not assume global hyperbolicity but, contrary to our own, it does not imply Theorem 1.1 since when restricted to Lorentzian manifolds it demands Lipschitz metrics on the original and extended spacetimes and strong

*Dipartimento di Matematica e Informatica “U. Dini”, Università degli Studi di Firenze, Via S. Marta 3, I-50139 Firenze, Italy. E-mail: ettore.minguzzi@unifi.it

†University of Bochum. E-mail: Stefan.Suhr@ruhr-uni-bochum.de
Stefan Suhr is supported by the SFB/TRR 191 “Symplectic Structures in Geometry, Algebra and Dynamics”, funded by the Deutsche Forschungsgemeinschaft.

causality of the original spacetime. However, it covers other non regular circumstances that can only be approached through the formalism of Lorentzian length spaces, e.g. non- C^1 manifolds.

Graf and Ling [7] have also obtained a generalization of Theorem 1.1. They removed the global hyperbolicity assumption at the price of a strengthening of the regularity condition on the original and extended spacetimes, that is, they demand the metrics to be Lipschitz. Their result is also implied by our Theorem 1.2 or by Theorem 1.4 below.

Finally, the reader is referred to [4, 5, 12] for inextendibility results that do not use the assumption of timelike completeness.

We need to clarify much of the terms entering Theorem 1.2. The notion of *closed Lorentz-Finsler space* has been recently introduced in [10] and can be regarded as a generalization of the concept of (regular, non-degenerate) *closed cone structure* [2, 10] aimed at providing the weakest and most natural conditions on the Finsler fundamental function F in order to obtain most metric results of causality theory.

More precisely, let $x \mapsto C_x \subset TM \setminus 0$ be a distribution of non-empty closed sharp convex cones. A *closed cone structure* is such a cone distribution for which $C = \cup_x C_x$ is a closed subset of the slit tangent bundle $TM \setminus 0$. This closure property is equivalent to the upper semi-continuity of the cone distribution [10, Prop. 2.3] [1, Thm. 1.1.1, Prop. 1.1.2]. Moreover, it is called a *proper cone structure* if additionally its interior is non-empty over every fiber $(\text{Int}C)_x \neq \emptyset$, or equivalently if it contains a continuous distribution of proper cones (closed, sharp, convex, with non-empty interior). The set $(\text{Int}C)_x$ is the *timelike cone* of the theory. A C^0 cone structure is one for which the cone distribution is continuous and in this case $(\text{Int}C)_x = \text{Int}C_x$, cf. [10, Proposition 2.6].

Let us consider a closed cone structure for which a concave, positive homogeneous function $F: C \rightarrow [0, +\infty)$ has been given. Furthermore, suppose that $F^{-1}(0) = \partial C$ (this condition is not imposed in [10] thus the notion of Lorentz-Finsler space used in this work is slightly more restrictive than that considered in that work). Let us define a cone distribution on $M^\times = M \times \mathbb{R}$ through

$$C_P^\times = \{(y, z): y \in C_p, z \in T_r\mathbb{R}, |z| \leq F(y)\}. \quad (1)$$

where $P = (p, r)$. Following [10] we say that (M, F) is a *closed/proper/ C^0 Lorentz-Finsler space* if (M^\times, C^\times) is a closed/proper/ C^0 cone structure. The C^0 Lorentzian spacetimes are perhaps the simplest examples of C^0 proper Lorentz-Finsler spaces [10, Theorem 2.51]. A closed/proper/ C^0 -proper Lorentz-Finsler space induces a closed/proper/ C^0 -proper cone structure (M, C) .

A *continuous causal curve* is an absolutely continuous curve with causal tangent vector almost everywhere. It becomes Lipschitz whenever parametrized with respect to h -arc length, where h is any Riemannian metric. A *timelike curve* is a piecewise C^1 continuous causal curve with timelike tangent.

In a closed Lorentz-Finsler space the Lorentz-Finsler distance is defined in

the usual way. The length of a continuous causal curve $x: [0, 1] \rightarrow M$, is

$$\ell(x) = \int_0^1 F(\dot{x}) dt.$$

The causal relation J is the set of pairs (p, q) such that $p = q$ or there is a continuous causal curve connecting p to q . The chronological relation I is the set of pairs (p, q) such that there is a timelike curve connecting p to q . Clearly, $I \subset J$. The chronological relation is open.

The (Lorentz-Finsler) distance is defined by: for $(p, q) \notin J$, we set $d(p, q) = 0$, while for $(p, q) \in J$

$$d(p, q) = \sup_x \ell(x), \tag{2}$$

where x runs over the continuous causal curves which connect p to q .

In closed Lorentz-Finsler spaces every point admits globally hyperbolic neighborhoods [10, Proposition 2.10], the length functional is upper semi-continuous [10, Theorem 2.54], limit curve theorems hold true, and under global hyperbolicity any two points are connected by a maximizing continuous causal curves [10, Theorem 2.55].

In a closed Lorentz-Finsler space several definitions of causal geodesic are possible. In this work we shall be concerned with locally length maximizing continuous causal curves. We shall call them *causal maximizers* so avoiding the term *geodesic*. Only at the end of the paper we shall discuss whether these curves coincide with the geodesics as they have been defined in other papers.

Under the low regularity conditions of this work we do not have a notion of affine parameter at our disposal. Therefore, we need a suitable notion of geodesic completeness.

Definition 1.3. A closed Lorentz-Finsler space is *future asymptotically timelike geodesically complete* if every causal maximizer $\gamma: [0, a) \rightarrow M$ that (a) escapes every compact set, and (b) has positive length, has actually infinite length.

Finally, a closed Lorentz-Finsler space (M', F') is an *extension* of the closed Lorentz-Finsler space (M, F) if they have the same dimension and there is a C^1 embedding $\varphi: M \rightarrow M'$ such that $\varphi_* C = C'$, $\varphi^* F' = F$ and $\partial\varphi(M) \neq \emptyset$. The spacetime (M, F) is *inextendible* if it has no extension. We have so completed the introduction of the elements entering Theorem 1.2.

It is certainly pleasing when the causal maximizers have a definite causal character, namely a tangent which is almost everywhere timelike or almost everywhere lightlike. In fact, under this property one has *future asymptotic timelike geodesic completeness* provided the causal maximizers $\gamma: [0, a) \rightarrow M$ which are timelike and escape every compact set have infinite length.

In the Lorentzian case Graf and Ling [7] have shown that causal maximizers have a definite causal character under a Lipschitz condition on the metric. In Section 3 we generalize their result to the Lorentz-Finsler case, by placing a Lipschitz condition on the fundamental Finsler function F , see Theorem 3.1. Moreover, we prove that all definitions of *geodesic* proposed in the literature

really coincide for locally Lipschitz Lorentz-Finsler spaces. Another consequence is

Theorem 1.4. *Timelike complete C^0 proper Lorentz-Finsler spaces which are Lipschitz in the sense of Theorem 3.1 cannot be extended as C^0 proper Lorentz-Finsler spaces.*

As for our conventions, in this work the manifolds M and M' are assumed to be connected, Hausdorff, second countable (hence paracompact) and of dimension $n+1$. Furthermore, they are C^r , $1 \leq r \leq \infty$. The Lorentzian signature is $(-, +, \dots, +)$. Greek indices run from 0 to n . Latin indices from 1 to n . The Minkowski metric is denoted $\eta_{\alpha\beta}$, so $\eta_{00} = -1$, $\eta_{ii} = 1$. The subset symbol \subset is reflexive. The boundary of a set S is denoted ∂S . In order to simplify the notation we often use the same symbol for a curve or its image. A causal diamond is a set of the form $J^+(p) \cap J^-(q)$, and similarly for the chronological diamond where I replaces J . Many statements of this work admit, often without notice, time dual versions obtained by reversing the time orientation of the spacetime.

2 Inextendibility

For notational simplicity, in what follows we shall regard M as a subset of M' thus, for instance, we shall write ∂M in place of $\partial\varphi(M)$.

We need to define the future and past boundaries.

Definition 2.1. Let (M, F) and (M', F') be proper Lorentz-Finsler spaces and let the latter be an extension of the former. The *future boundary* $\partial^+ M$ is the subset of ∂M which consists of endpoints $\gamma(1)$ of timelike curves $\gamma: [0, 1] \rightarrow M'$, $\gamma([0, 1)) \subset M$. The *past boundary* is defined dually.

Lemma 2.2. *Let (M, F) and (M', F') be proper Lorentz-Finsler spaces and let the latter be an extension of the former, then $\partial^+ M \cup \partial^- M \neq \emptyset$. If $\partial^+ M \neq \emptyset$ then for every $q \in \partial^+ M$ and every neighborhood U of q we can find a future directed timelike curve $\beta: [0, 1] \rightarrow U$ with $\beta([0, 1)) \subset M$, $\beta(1) \in \partial^+ M$, and a local (flat) Minkowski metric η defined on a neighborhood of $\beta(1)$ inside U such that (a) the η -cones are contained in $\text{Int}C'$, (b) β is a timelike η -geodesic, and (c) let w be a parallel vector (for the flat affine connection induced by η) coincident with $\dot{\beta}$ at $\beta(1)$, then $\eta(w, v) < 0$ for every $v \in C'$.*

A dual statement holds if $\partial^- M \neq \emptyset$.

Proof. Let $x \in \partial M$, let R_x be a Lorentzian (round) cone such that $R_x \subset \text{Int}D_x$ where D is a C^0 proper cone structure $D \subset C'$ (which exists since (M', F') is a proper Lorentz-Finsler space). In a neighborhood of x we can extend R_x to the cone structure R of a Minkowski (flat) metric η . By continuity of D the inclusion $R_z \subset \text{Int}D_z \subset C'_z$ holds in a neighborhood V of x . As a consequence, $R \subset \text{Int}D \subset \text{Int}C$, cf. [10, Proposition 2.6]. At this point the proof proceeds as that of [12, Lemma 2.17]. Let $y \in I_\eta^-(x, V)$, with y sufficiently close to x such that x and y are connected by a timelike η -geodesic β contained in V . If

$y \in M$ then β intersects ∂M because $x \notin M$ and we are done. If $y \notin M$, by the openness of $I_\eta^+(y, V)$ we can find some $x' \in I_\eta^+(y, V) \cap M$ and a timelike η -geodesic β' connecting y to x' , so that β' intersects ∂M . In both cases we have found a timelike η -geodesic intersecting both M and $M' \setminus M$, thus by the openness of M we can find a maximal connected timelike segment contained in M with endpoint belonging to ∂M so that, due to the presence of the timelike segment, the endpoint really belongs to $\partial^+ M$ or $\partial^- M$. Hence $\partial^+ M \cup \partial^- M \neq \emptyset$.

If $\partial^+ M \neq \emptyset$, let $q \in \partial^+ M$, and U be a neighborhood of q . Further let $\gamma: [0, 1] \rightarrow M'$ be timelike curve with $\gamma([0, 1)) \subset M$ and $\gamma(1) = q$. Since γ is piecewise C^1 , by shortening the domain we can assume that γ is C^1 timelike. Since $\dot{\gamma}(1)$ is timelike it belongs to a C^0 proper cone structure $D \subset C'$. Let \hat{R}_q be a Lorentzian (round) cone such that $\dot{\gamma}(1) \in \text{Int}\hat{R}_q \subset \hat{R}_q \subset \text{Int}D_q$. In a neighborhood of q we can extend \hat{R}_q to the cone structure \hat{R} of a Minkowski (flat) metric $\hat{\eta}$. By continuity of D the inclusion $\hat{R}_z \subset \text{Int}D_z \subset D_z \subset C'_z$ holds in a neighborhood $U' \subset U$ of q , thus $\hat{R} \subset \text{Int}C'$ on U' , cf. [10, Proposition 2.6]. For $z \in \gamma \setminus \{q\}$ sufficiently close to q we have $z \in I_{\hat{\eta}}^-(q)$. Consider the $\hat{\eta}$ -timelike geodesic connecting z to q . It starts from M and escapes from it to the future so a suitable restriction provides the sought curve $\beta: [0, 1] \rightarrow M$.

Let $p = \beta(1)$ and let $\{\tilde{x}^\alpha\}$ (the tilde is for notational consistency with the next proof) be affine coordinates (for the affine structure induced by $\hat{\eta}$) such that $\tilde{x}^\alpha(p) = 0$ for every α , $\dot{\beta} = \partial/\partial\tilde{x}^0$, $d\tilde{x}^0(v) > 0$ for every $v \in C'_p$. The coordinates \tilde{x}^i , $i = 1, \dots, n$, can be rescaled with a shared factor so that the canonical metric $\eta = -(d\tilde{x}^0)^2 + \sum_i (d\tilde{x}^i)^2$ has a cone $R_p \subset \text{Int}\hat{R}_p$. By the upper semi-continuity of C' the condition, $d\tilde{x}^0(v) > 0$ for every $v \in C'$, is preserved in a neighborhood of p , and by continuity the condition $R_p \subset \text{Int}D_p$ extends to a neighborhood of p , hence $R \subset \text{Int}C'$. We conclude that (a)-(c) hold in a neighborhood of p . \square

Theorem 1.2 is immediate from the next result.

Theorem 2.3. *Let (M, F) and (M', F') be C^0 proper Lorentz-Finsler spaces and let the latter be an extension of the former. If $\partial^+ M \neq \emptyset$ then for every $q \in \partial^+ M$ and every M' -neighborhood $U \ni q$ we can find a future directed causal maximizer $\sigma: [0, 1] \rightarrow U$, $\sigma([0, 1)) \subset M$, of finite positive length, with endpoint $\bar{p} \in \partial M \cap U$.*

By the Lemma we know that $\partial^+ M \cup \partial^- M \neq \emptyset$, thus under extendibility either this version or its time dual apply.

Proof. By the Lemma there exists a local flat metric η and a future directed η -geodesic $\beta: [0, 1] \rightarrow M$ with endpoint $p \in \partial^+ M$ as there mentioned. In particular, the η -cones are contained in $\text{Int}C'$, so that future directed η -timelike vectors are C' -timelike. Let $\{\tilde{x}^\alpha\}$ be local coordinates in an arbitrarily small coordinate neighborhood $V \ni p$ for which η takes its canonical form with $\dot{\beta} = \tilde{\partial}_0 := \partial/\partial\tilde{x}^0$, $\tilde{x}^\alpha(p) = 0$ for every α , and $d\tilde{x}^0(v) > 0$ for every $v \in C'$ over the neighborhood (these are the coordinates constructed at the end of the previous proof). Observe that $\tilde{\partial}_0$ is η -timelike and hence C' -timelike in V . Observe also

that the condition $d\tilde{x}^0(v) > 0$ for every $v \in C'$ implies that \tilde{x}^0 is locally a time function for C' . The neighborhood V can be redefined to be the chronological diamond for a (flat) Minkowski metric $\hat{\eta}$ (not coincident with that introduced in the previous proof) with cones wider than C' but such that $d\tilde{x}^0(v) > 0$ for every future directed $\hat{\eta}$ -causal vector v (here the upper semi-continuity of C' is used once again). Hence V is C' -globally hyperbolic [10, Proposition 2.10].

In these coordinates $p = (0, \mathbf{0})$. Let $o = (-\delta, \mathbf{0})$, $\delta > 0$, so that $o \in \beta \cap M$. Let us consider a cylinder of radius ρ and height 2ρ centered at o , so small that it is contained in M . Let us introduce the compact pyramid K obtained as the convex hull of p and the horizontal section of the cylinder passing through o , i.e.

$$K = \text{conv} \left\{ (0, \mathbf{0}) \cup \{-\delta\} \times \bar{B}^n(\mathbf{0}, \rho) \right\}.$$

Since $\partial M \cap K$ is compact the function $\tilde{x}^0|_{\partial M \cap K}$ reaches a minimum $T > -\delta + \rho$ at a point $r = (T, \mathbf{x}) \in \partial M \cap K$.

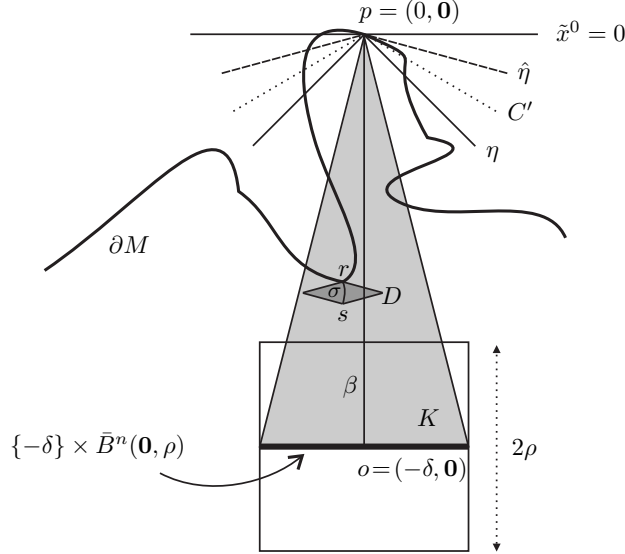


Figure 1: The construction of σ in case 1.

We consider two cases:

Case 1, see Fig. 1. If $r \in \text{Int}K$ we can find a small $\hat{\eta}$ -causal chronological diamond D with lower vertex $s = (T', \mathbf{x})$, $-\delta < T' < T$, and upper vertex at r which is entirely contained in K (notice that s and r are connected by a C' -timelike curve $\nu : t \mapsto (t, \mathbf{x})$, $t \in [T', T]$, which is C' -timelike, because ∂_0 is η -timelike, see the first paragraph of this proof). Notice that since \tilde{x}^0 is a local time function for $\hat{\eta}$ and C' we have $D \setminus \{r\} \subset M$, so that

$$J_{C'}^+(s, V) \cap J_{C'}^-(r, V) \setminus \{r\} \subset M.$$

Since V is C' -globally hyperbolic there is a maximizing continuous causal curve [10, Theorem 2.55] $\sigma: [0, 1] \rightarrow M'$, $\ell(\sigma) = d_V(s, r)$, of positive length between s and r , so necessarily contained in M except for the future endpoint r . Thus the length of the restriction $\sigma|_{[0,1]}$ is positive. The point r is the point \bar{p} in the statement of the theorem.

Case 2, see Fig. 2. If $r \in \partial K$ we introduce new local coordinates $\{x^\alpha\}$ which are affinely related to $\{\tilde{x}^\alpha\}$ and chosen in the following way: $x^\alpha(r) = 0$ for every α , $\partial_0 \propto \tilde{\partial}_0$, $F_r(\partial_0) = 1$, and the locus $Q_r = \{v \in T_r V \cap C' : dx^0(v) = 1\}$ is a subset of a support hyperplane at ∂_0 for the convex set $F_r \geq 1$. From now on the Cartesian notation will refer to these coordinates. The important point is that the set K is still a cone when seen in the new coordinates. Though no more isotropic it still contains β so if the cone is regarded as the subset of a vector space we get that $-\partial_0$ is still a direction, so to say, belonging to the interior of the cone. We find a round (in the new coordinates) cone $\tilde{K} \subset K$ with vertex r containing the direction $-\partial_0$ in its interior, such that $\tilde{K} \setminus \{r\} \subset M$. Let $\mu > 0$ be the tangent of the angle formed by $\partial \tilde{K}$ with respect to the vertical line generated by ∂_0 .

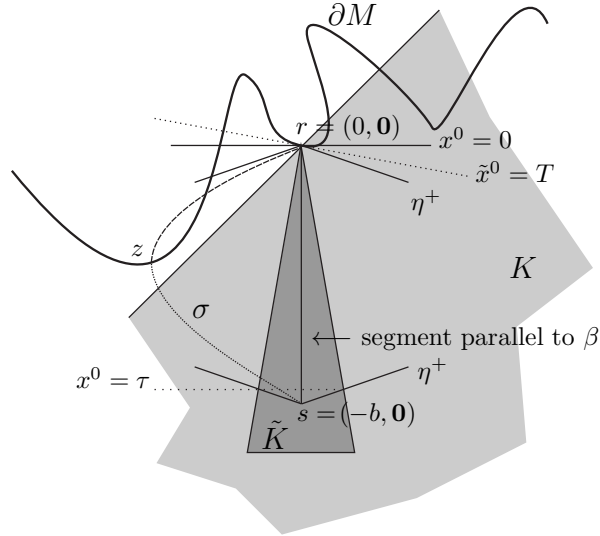


Figure 2: The construction of σ in case 2.

Let us define the flat metric

$$\eta^+ = -B^2(dx^0)^2 + \sum_i (dx^i)^2$$

where $B > 0$. The constant B is chosen so large that C'_r is contained in the timelike cone of η^+ at r . By the upper semi-continuity of C' the inclusion is

preserved in a neighborhood of r .

We can find a neighborhood W of r which is a chronological diamond for η^+ , hence C' -globally hyperbolic. From now on we shall parametrize all the continuous causal curves in a neighborhood of r with respect to x^0 , so we are interested in the locus $Q = \{v \in C' \cap TW : dx^0(v) = 1\}$. Over Q_r we have $F \leq 1$ (cf. the mentioned support hyperplane), thus by upper semi-continuity of C^\times (i.e. of F) for any chosen $0 < \epsilon < 1$ we can redefine $W(\epsilon)$ to be so small that $F < 1 + \epsilon$ over Q . Similarly, we have $F_r(\partial_0) = 1$ thus by the lower semi-continuity of C^\times (i.e. of F) we can redefine W so that $F(\partial_0) > 1 - \epsilon > 0$ in W .

Let $s = (-b, \mathbf{0})$ with $b > 0$ so small that $s \in \text{Int}K \cap \text{Int}\tilde{K} \cap W$. Let us consider a maximizing continuous causal curve γ , $\ell(\gamma) = d_W(s, r)$, connecting s to r in the globally hyperbolic spacetime (W, C') . By the same argument used in the previous case $r \in I_{C'}^+(s, W)$ so the causal maximizer has positive length. In fact, since $F(\partial_0) > 1 - \epsilon$ we have $\ell(\gamma) \geq (1 - \epsilon)b$ where the right-hand side is a lower bound for the length of the coordinate-straight segment connecting the points. Let us consider the first point of escape z of γ from M , and let us cut γ into two pieces, the curve $\sigma : [-b, -a) \rightarrow M$ starting from s and with endpoint z and the curve $\lambda : [-a, 0] \rightarrow M'$ connecting z to r . If the latter were degenerate, i.e. $z = r$, we would be finished since the former would have necessarily positive length, so we shall assume $z \neq r$. Of course both curves are maximizing and our goal is to show that σ has positive length (hence $\bar{p} = z$). We suppose not and we show that then $\ell(\gamma)$ has an upper bound which contradicts the previous lower bound.

By construction $\tilde{K} \setminus \{r\} \subset M$ which implies that $z \notin \tilde{K}$. Moreover, since the cones C' are contained in those of η^+ , we shall have $x^0(z) \geq \tau$ where τ is determined by the equation $B(\tau - (-b)) = \mu(0 - \tau)$, that is

$$x^0(z) \geq -\frac{Bb}{B + \mu},$$

for the curve σ is “pushed forward to the future” at least till it escapes \tilde{K} . The length of γ satisfies

$$\ell(\gamma) = \ell(\lambda) = \int_{x^0(z)}^0 F(v) dt \leq (1 + \epsilon)(0 - x^0(z)) \leq (1 + \epsilon)\frac{B}{B + \mu}b,$$

where we used the fact that since λ is parametrized with x^0 , we have that the tangent vector belongs to Q almost everywhere. We arrive at

$$(1 - \epsilon)b \leq \ell(\gamma) \leq (1 + \epsilon)\frac{B}{B + \mu}b.$$

Notice that B and μ have been defined before the introduction of ϵ . In other words these constants are independent of ϵ . By taking ϵ (and hence W) sufficiently small we get a contradiction. \square

An immediate consequence is the next generalization of [6, Theorem 3.6]

Theorem 2.4. *Let (M, F) be a C^0 proper Lorentz-Finsler space which is future asymptotically timelike geodesically complete and is extendible as a C^0 proper Lorentz-Finsler space, then $\partial^+ M = \emptyset$ and $\partial^- M \neq \emptyset$.*

We have also the next generalization of [6, Corollary 3.7] and [5, Theorem 2.6]. It has the same proof thanks to [10, Theorem 2.19].

Theorem 2.5. *Let (M, F) be a C^0 proper Lorentz-Finsler space extendible as a C^0 proper Lorentz-Finsler space. If $\partial^+ M = \emptyset$, then $\partial^- M$ is an achronal topological hypersurface (hence a locally Lipschitz graph).*

Remark 2.6. Theorem 2.3 immediately implies that there are no C^0 extensions at the boundary \mathcal{S}^+ of Minkowski spacetime, Schwarzschild's spacetime, or similarly asymptotically flat C^2 spacetimes for which the timelike geodesics converge to i^+ (with no need to impose future timelike geodesic completeness). In fact, in this case the timelike geodesics escape the neighborhood U without intersecting ∂M . Of course, the proof of inextendibility at the spacelike boundary requires a different study [12].

3 Causal character of causal maximizers

The objective of this section is to prove the next theorem

Theorem 3.1. *Let $x \mapsto C_x \subset T_x M \setminus 0$ be a continuous distribution of sharp convex closed cones with non-empty interior (continuous proper cone structure). Let $C = \cup_x C_x \subset TM \setminus 0$ and let $F: C \rightarrow [0, \infty)$ be a continuous function which on every cone C_x is positive homogeneous of degree one, concave, non identically zero and such that $F_x(\partial C_x) = 0$. Suppose there is a C^1 strictly convex function $f: [0, +\infty) \rightarrow [0, +\infty)$, $f(0) = 0$, $f'(0) = 0$, such that the function $f(F)$ can be locally extended¹ to a neighborhood of C so as to have the next properties:*

- (a) *it is locally Lipschitz in x for bounded velocity cf. Eq. (4),*
- (b) *the vertical differential map $(x, v) \mapsto df(F_x)(v)(\cdot)$ is continuous and $df(F_x) \neq 0$ on ∂C_x (thus ∂C_x is C^1).*

Then the maximizers of the length functional $\ell(\gamma) = \int_\gamma F(\dot{\gamma}) dt$ are either timelike or lightlike, namely the tangent is timelike almost everywhere or lightlike almost everywhere.

The Lipschitz condition takes care of the positive homogeneity of F in the fiber direction, the reader is referred to the inequality (4) for a clarification.

The proof really shows that in the latter case the tangent cannot be timelike anywhere. This fact follows, more generally, from a result proved in [10, Theorem 18].

¹The extended function is denoted in the same way. Whitney's Theorem [13] and similar results for Lipschitz functions could likely be used to place conditions on the function $f(F)$ just over C .

A typical f could be $f(x) = x^\rho/\rho$ for $\rho > 1$. General relativity corresponds to $\rho = 2$ with $F_x(v) = \sqrt{-g_x(v, v)}$. For a different example with $\rho > 1$, consider for instance $F_x = \{(dx^0)^\rho - \sum_i (dx^i)^\rho\}^{1/\rho}$.

The proof shows that the differential $dL_x(v)(\cdot)$, $L := -f(F)$, does not vanish anywhere on C . This quantity is interpreted as the momenta of the particle of velocity v [10, Section 3.1], so in (b) we are asking that this correspondence velocity-momenta be continuous and well defined even for massless particles (i.e. every massless particle has finite and non-vanishing momenta). In fact, as established in [10], the function f determines the correspondence velocity-momenta by regularizing the Finsler Lagrangian L at the boundary of the cone.

The first paragraphs and the general strategy are the same of Graf and Ling's proof, however, we need to work out the estimates entering it in a different way since we cannot appeal anymore to the Lorentzian Lemma by Chrusciel and Grant [3, Lemma 1.15]. We kept the same notation of Graf and Ling, this way the Finslerian proof should be easier to follow by people already acquainted with the Lorentzian one.

Proof. Let $\gamma: I \rightarrow M$ be a maximizing future directed causal curve from p to q . By compactness we may cover I by finitely many open intervals I_k (half open intervals on the endpoints of I) such that each γ_{I_k} is contained in a relatively compact chart domain (U_k, φ_k) on which $F(\partial_0^{\varphi_k}) > c_k > 0$ and the causal cone C is contained in the open cone of a flat Minkowski metric η_k on U_k . The time function $t := x^0$ of the flat Minkowski metric in standard coordinates is a strictly increasing function in the curve parameter. On U_k we can reparametrize the curve γ using t as parameter, so that $dt(\dot{\gamma}) = \dot{\gamma}^0 = 1$ almost everywhere. We want to show that it is possible to pass to a refinement covering, denoted in the same way, such that on U_k we can find a translationally invariant (in the affine structure induced by the coordinates) cone distribution $x \mapsto \tilde{C}_x$, such that $C_x \subset \text{Int}\tilde{C}_x$ for every $x \in U_k$, the extension of $f(F)$ mentioned in the statement of the theorem is well defined on \tilde{C} , and there are $\delta, u_0 > 0$ such that for $0 \leq u < u_0$ we have

$$f(F(v + u\partial_0)) \geq f(F(v)) + u\delta \quad (3)$$

for every $v \in \tilde{D} := \{v \in T\bar{U}_k \cap \tilde{C} : dt(v) = 1\}$. This shrinking result is accomplished as follows: we need only to prove that for $x \in \gamma(I_k)$ we have $df(F_x)(v)(\partial_0) > 0$ at every point of the compact set $D_x = \{v \in C_x : dt(v) = 1\}$. By continuity of $(x, v) \mapsto df(F_x)(v)(\partial_0)$ the same inequality holds in a tangent bundle neighborhood of D_x , so that the cone \tilde{C} can be found.

For any $v \in D_x \cap \text{Int}C_x$

$$\begin{aligned} f(F_x(v)) + uF_x(\partial_0)f'(F_x(v)) &\leq f(F_x(v) + uF_x(\partial_0)) \\ &\leq f(F_x(v + u\partial_0)) = f(F_x(v)) + df(F_x)(v)(\partial_0)u + o(u), \end{aligned}$$

where the first inequality follows from the convexity of f and the second inequality is the reverse triangle inequality (which follows from concavity and

positive homogeneity [10, Proposition 3.4]). Thus simplifying $f(F_x(v))$, dividing by u , and letting $u \rightarrow 0$, we get $df(F_x)(v)(\partial_0) \geq F_x(\partial_0)f'(F_x(v)) > 0$, which proves positivity of $df(F_x)(v)(\partial_0)$ at least inside the cone. By continuity $df(F_x)(v)(\partial_0) \geq 0$ for $v \in \partial C_x$. However, we assume $F_x = 0$ on ∂C_x , thus $\ker df(F_x)(v)$, for $v \in \partial C_x$, has dimension at least n as it includes $T\partial C_x$, while it cannot have dimension $n+1$, for otherwise the differential would vanish on the boundary of the cone. Since $\partial_0 \notin T\partial C_x$ we have $df(F_x)(v)(\partial_0) \neq 0$ and hence $df(F_x)(v)(\partial_0) > 0$. The inequality (3) is proved. Notice that the inequality $df(F_x)(v)(\partial_0) \neq 0$ for any $v \in \partial C_x$ also implies that \tilde{C} can be taken so small that $F(v) < 0$ iff $v \notin C$.

Let $N_I := \{s \in I : \dot{\gamma}(s) \text{ exists and is lightlike}\}$. Let μ be the Lebesgue measure of the real line. By contradiction, suppose that $0 < \mu(N_I) < \mu(I)$, namely the maximizing curve is neither timelike almost everywhere nor lightlike almost everywhere. Below we will construct another causal curve from p to q which is longer than γ , and hence contradicting the fact that γ is a maximizer.

First let us show that for at least one of the I_k , we have $0 < \mu(N_{I_k}) < \mu(I_k)$ (i.e., γ_{I_k} is causal but neither timelike nor null). Assume for the moment that $\mu(N_{I_j}) = 0$ for some j . Then, since the intersection of the neighbouring intervals I_{j-1} and I_{j+1} with I_j must be non-empty and open, either one of those has the desired property or $\mu(N_{I_{j-1}}) = \mu(N_{I_{j+1}}) = 0$. The existence of a suitable I_k now follows by induction and noting that $\mu(N_I) \neq 0$. If instead $\mu(N_{I_j}) = \mu(I_j)$, one proceeds the same way, using $\mu(N_I) \neq \mu(I)$ in the end.

This shows that we may assume that $\gamma(I)$ is contained in a chart domain (U, φ) . By reparametrizing we may further assume that $\dot{\gamma}(0)$ exists and is timelike.

To sum up, we need only to consider the case $M = \mathbb{R}^{n+1}$. The cone C contains in its interior ∂_0 and is contained in the Minkowski standard coordinate cone, $\gamma: [a, b] \rightarrow U \subset \mathbb{R}^{n+1}$, $\gamma(0) = 0$, γ is differentiable at 0 and timelike, i.e. $F(\dot{\gamma}(0)) > 0$, $\mu(N_{[a,0]}) > 0$ (if instead $\mu(N_{[0,b]}) > 0$ one just needs to reverse the time orientation). Moreover, there is a translationally invariant cone distribution \tilde{C} containing C in its interior, such that the inequality (3) holds true.

Let $\gamma_1 := \gamma|_{[a,0]}$; given a C^1 , hence Lipschitz function $h: [a, 0] \rightarrow (0, \infty)$ we define a new curve $\Gamma_1^\mu = \gamma_1^\mu + \epsilon h T^\mu$, where T^μ is defined via $\partial_0 = T^\mu \partial_\mu$ (i.e. $T^0 = 1$ and $T^i = 0$, for $i \neq 0$). We want to show that there is a suitable h such that for sufficiently small ϵ we have $\Gamma_1 \subset U$, $\Gamma_1(0) = (\epsilon h(0), 0, \dots, 0)$, and $F_{\Gamma_1}(\dot{\Gamma}_1) > F_\gamma(\dot{\gamma})$ a.e. on I (which will also imply that Γ_1 has causal tangent almost everywhere). Notice that $\Gamma_1^\mu(a) = \gamma_1^\mu(a) + \epsilon h(a) T^\mu$, with $h(a) > 0$, thus it will be possible to join $\gamma_1^\mu(a)$ to $\Gamma_1^\mu(a)$ with a curve with tangent ∂_0 hence timelike. This curve is denoted Γ_0 and has positive length, $L(\Gamma_0) > 0$.

It is convenient to write

$$f(F_{\Gamma_1}(\dot{\Gamma}_1)) - f(F_{\gamma_1}(\dot{\gamma}_1)) = [f(F_{\Gamma_1}(\dot{\Gamma}_1)) - f(F_{\Gamma_1}(\dot{\gamma}_1))] + [f(F_{\Gamma_1}(\dot{\gamma}_1)) - f(F_{\gamma_1}(\dot{\gamma}_1))].$$

Notice that $\dot{\gamma}_1(t)$ might not belong to $C_{\Gamma_1(t)}$, but it certainly belongs to $\tilde{C}_{\Gamma_1(t)}$, due to the translational invariance of this set.

By Eq. (3) we have for sufficiently small ϵ

$$f(F_{\Gamma_1}(\dot{\Gamma}_1)) \geq f(F_{\Gamma_1}(\dot{\gamma}_1)) + \epsilon \dot{h} \delta.$$

Moreover, by hypothesis $f(F)$ is locally Lipschitz, namely using the coordinate Euclidean norm, for any $K > 0$, we can find $k(K) > 0$ such that for every v in the extended domain of F (namely \tilde{C}), $|v| \leq K$,

$$|f(F_y(v)) - f(F_x(v))| \leq k|y - x|. \quad (4)$$

Thus since any vector belonging to the compact set \tilde{D} has norm bounded by some constant $K > 0$ we can find k such that

$$|f(F_{\Gamma_1}(\dot{\gamma}_1)) - f(F_{\gamma_1}(\dot{\gamma}_1))| \leq k|\Gamma_1 - \gamma_1| = kh\epsilon. \quad (5)$$

Thus

$$f(F_{\Gamma_1}(\dot{\Gamma}_1)) - f(F_{\gamma_1}(\dot{\gamma}_1)) \geq \epsilon[\dot{h}\delta - hk] \geq \epsilon r e^{\sigma t} \geq \epsilon r e^{\sigma a} > 0.$$

The last inequalities follow taking $h = r e^{\sigma t}$ with $\sigma = \frac{1}{\delta}[1 + k]$. The coordinate definition of Γ_1 shows that this curve is absolutely continuous, while the previous inequality proves that it has a causal tangent vector almost everywhere, namely it is a continuous causal curve.

Next the length of Γ_1 is bounded as follows

$$\begin{aligned} \ell(\Gamma_1) &= \int_a^0 F_{\Gamma_1}(\dot{\Gamma}_1) dt = \int_{N_{[a,0]}} F_{\Gamma_1}(\dot{\Gamma}_1) dt + \int_{[a,0] \setminus N_{[a,0]}} F_{\Gamma_1}(\dot{\Gamma}_1) dt \\ &\geq f^{-1}(\epsilon r e^{\sigma a}) \mu(N_{[a,0]}) + \int_{[a,0]} F_{\gamma_1}(\dot{\gamma}_1) dt \\ &\geq f^{-1}(\epsilon r e^{\sigma a}) \mu(N_{[a,0]}) + \ell(\gamma_1), \end{aligned} \quad (6)$$

where we used the fact that f is strictly increasing hence invertible.

We now turn to $\gamma|_{[0,b]}$ where we keep the x^0 parametrization. Since $\Gamma_1(0) \neq \gamma(0)$ we have to try to find $\tau_\epsilon > 0$ such that there exists a future directed causal curve Γ_2 from $\Gamma_1(0) = (\epsilon h(0), 0)$ to $\gamma_{\tau_\epsilon} = (\tau_\epsilon, \bar{\gamma}_{\tau_\epsilon})$ (see Fig. 3) and such that for ϵ small enough

$$\ell(\Gamma_0) + \ell(\Gamma_1) + \ell(\Gamma_2) > \ell(\gamma_1) + \ell(\gamma_2)$$

where $\gamma_2 := \gamma|_{[0,\tau_\epsilon]}$. It should be noted that the segment γ_2 of γ depends on τ_ϵ and hence depends on ϵ itself. It suffices to show $\ell(\Gamma_1) > \ell(\gamma_1) + \ell(\gamma_2)$. And using (6) we see that this holds if $\ell(\gamma_2)$ has an upper bound that scales with ϵ faster than $f^{-1}(\epsilon r e^{\sigma a})$. For instance, a linear bound would suffice, because $\lim_{\epsilon \rightarrow 0} f^{-1}(\epsilon r e^{\sigma a})/\epsilon = +\infty$, as $f^{-1}(\epsilon r e^{\sigma a})$ is locally at 0 lower bounded by any linear function.

We first consider the problem of bounding $\ell(\gamma_2)$, and then that of constructing Γ_2 .

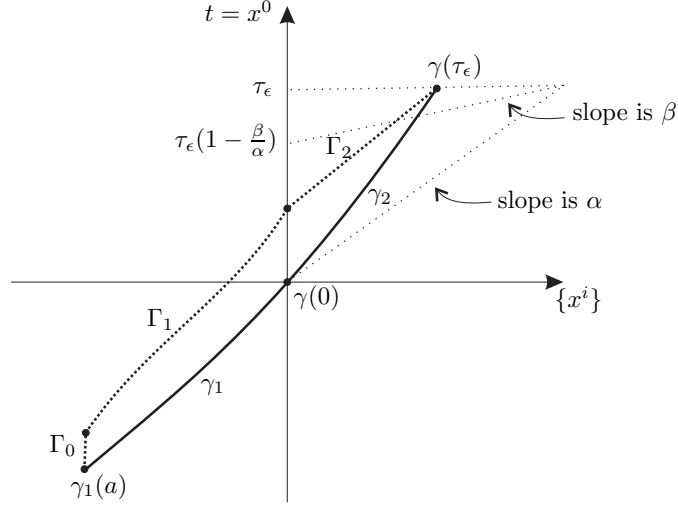


Figure 3: The deformed curve Γ is longer than γ , particularly due to the length of Γ_1 .

We know that C is contained in the open cone of a flat Minkowski metric $\eta = (-dx^0)^2 + \sum_i (dx^i)^2$, thus we can find a constant K such that on $C_{\gamma(0)}$,

$$F < K \sqrt{(dx^0)^2 - \sum_i (dx^i)^2} \leq K dt.$$

By continuity the same bound holds on a neighborhood of $\gamma(0)$, thus for sufficiently small ϵ ,

$$\ell(\gamma_2) \leq K \tau_\epsilon \sim K \epsilon.$$

Let us construct Γ_2 . Let $A_{\gamma(0)}$ and $B_{\gamma(0)}$ be closed cones at $T_{\gamma(0)}M$ whose intersection with the hyperplane $dx^0 = 1$ give the same ellipsoid centered in $x^i = 0, i = 1, \dots, n$, up to a rescaling, and such that $\dot{\gamma}(0), \partial_0 \in \text{Int}A_{\gamma(0)}$, $A_{\gamma(0)} \subset \text{Int}B_{\gamma(0)}$ and $B_{\gamma(0)} \subset (\text{Int}C)_{\gamma(0)}$. Extend the cones A and B over the coordinate neighborhood by using the affine structure induced by the coordinates. By continuity the mentioned inclusions still hold in a neighborhood of $\gamma(0)$. In what follows, with slight abuse of notation, we denote with A the cone or its exponential map, and similarly for B . Let us make a linear change of the spatial coordinates so that A and B really become cones with spherical sections in the new coordinates. Let α and β be the slopes of A and B with respect to the hyperplane $dx^0 = 0$. We have $\beta < \alpha$. Since γ is differentiable at 0 and $\dot{\gamma}^0(0) = 1$, we have and $\tau_\epsilon/\epsilon \rightarrow 1$, as $\epsilon \rightarrow 0$. Moreover, for sufficiently small ϵ , γ_2 is included in the cone $A \subset U$ with origin in $\gamma(0)$. On the x^0 -axis any point with $0 \leq x^0 < \tau_\epsilon(1 - \beta/\alpha)$ reaches with a B -causal curve (hence C -timelike) every point on the A cone with time coordinate τ_ϵ , hence $\gamma_2(\tau_\epsilon)$. If we take r

sufficiently small it is the case that for sufficiently small ϵ

$$r\epsilon = h(0)\epsilon < \tau_\epsilon(1 - \beta/\alpha),$$

thus it is possible to connect $\Gamma_1(0)$ with $\gamma_2(\tau_\epsilon)$ with a coordinate-straight C -timelike curve Γ_2 . \square

4 Geodesics in locally Lipschitz spaces

The space (M, F) is said to be a *locally Lipschitz Lorentz-Finsler space* if C^\times (and hence C) is a locally Lipschitz cone structure. Whenever C^\times is a locally Lipschitz cone structure lightlike geodesics can be defined unambiguously on (M^\times, C^\times) as locally achronal continuous causal curves. It has been suggested in [10] that *causal geodesics* on (M, F) can be defined as projections of lightlike geodesics of (M^\times, C^\times) .

The next result uses [10, Theorem 2.56] and [10, Proposition 2.27] and establishes that in locally Lipschitz proper Lorentz-Finsler spaces there is only one natural notion of causal geodesic.

Theorem 4.1. *Let (M, F) be a locally Lipschitz proper Lorentz-Finsler space (such that $F(\partial C) = 0$). The projections of (locally) achronal continuous causal curves coincide with the (resp. locally) maximizing continuous causal curves.*

Proof. Every maximizing continuous causal curves is indeed the projection of an achronal continuous causal curve by [10, Proposition 2.27]. In fact for a locally Lipschitz proper cone structure the various notions of achronality really coincide, cf. [10, page 30]. Suppose that a continuous causal curve $\gamma: [0, 1] \rightarrow M$, $\gamma(0) = p$, $\gamma(1) = q$, is the projection of an achronal continuous causal curve $\Gamma: [0, 1] \rightarrow M^\times$. By translational invariance we can assume that $\Gamma(0) = (p, 0)$ and $\Gamma(1) = (q, z_1)$ with $z_1 \geq 0$, otherwise we can reflect Γ on the hyperplane $z = 0$. By [10, Theorem 2.17] Γ has lightlike tangent wherever it is differentiable, hence almost everywhere. This condition reads $\dot{z} = \pm F(\dot{\gamma})$, hence $0 \leq z_1 \leq \ell(\gamma)$.

Assume, by contradiction, that γ is not maximizing, $d(p, q) > \ell(\gamma) \geq z_1 \geq 0$. Let R be such that $z_1 < R < d(p, q)$. By [10, Theorem 2.56] there is a timelike curve $x: [0, 1] \rightarrow M$ with endpoints p and q such that $R < \ell(x) \leq d(p, q)$. The curve $X(t) = (x(t), \frac{z_1}{\ell(x)}\ell(x)_{[0,t]})$ is timelike and connects $\Gamma(0)$ to $\Gamma(1)$ thus Γ is not achronal, a contradiction. The locally achronal case is obtained localizing the argument. \square

It is interesting to clarify the connection between the spaces introduced in Theorem 3.1 and the locally Lipschitz Lorentz-Finsler spaces. The spaces of Theorem 3.1 are clearly more restrictive because through the function f they constrain the behavior of F near the boundary of the light cone in a way independent of the lightlike vector approached. The spaces of Theorem 3.1, just slightly strengthened, are indeed locally Lipschitz Lorentz-Finsler spaces.

Theorem 4.2. *The spaces considered in Theorem 3.1 for which (b) is replaced by the stronger condition*

(b') the map $(x, v) \mapsto f(F_x(v))$ is vertically strongly differentiable, in the sense that in a coordinate trivialization there is a linear map $A_{(x, v_1)}: \mathbb{R}^{n+1} \rightarrow \mathbb{R}$, continuous in (x, v_1) , such that²

$$R(x, v_1, v_2) = \frac{f(F_x(v_2)) - f(F_x(v_1)) - A_{(x, v_1)}(v_2 - v_1)}{|v_2 - v_1|} \quad (7)$$

goes uniformly to zero as $v_2, v_1 \rightarrow \bar{v}$, $x \rightarrow \bar{x}$, and moreover $A_x = \text{d}f(F_x) \neq 0$ on ∂C_x (thus ∂C_x is C^1),

are locally Lipschitz Lorentz-Finsler spaces.

Notice that we have simply added the uniformity of R in x . Our feeling is that this condition placed just on C could be sufficient to guarantee the existence of the extension of $f(F)$ used in Theorem 3.1. Unfortunately, this result would require a certain improvement of Whitney extension theorem (due to the presence of the additional parameter x) that we do not try to elaborate here.

This proof is an improvement of the proof in [10, Theorem 2.52]. The conditions (a) and (b') are satisfied in the metric locally Lipschitz case thus recovering one direction of [10, Theorem 2.51].

Proof. Let us prove that C is locally Lipschitz. Let $\bar{x} \in M$, and let U be a coordinate neighborhood of \bar{x} . Let us consider the trivialization of the bundle TU , as induced by the coordinates. We are going to focus on the subbundle of TU of vectors that in coordinates read as follows (x^α, y^α) where $y^0 = 1$, i.e. we are going to work on $U \times \mathbb{R}^n$. It will be sufficient to prove the locally Lipschitz property for the distribution $x \mapsto S_x$, where S_x is the boundary of the sliced cone at x . Let $|\cdot|$ be the Euclidean norm on \mathbb{R}^n . Let us consider the function $u := f \circ F|_{\{y^0=1\}}$. Since the cone distribution over the sliced subbundle has compact fibers, we can find U sufficiently small such that there is a constant $A > 0$, with $|\nabla_y u| > A$ for all lightlike vectors on the sliced subbundle (the labels x and y refer to base and vertical variables, respectively).

Let $y_1 \in S_{x_1}$ and $y_2 \in S_{x_2}$ be two points that realize the Hausdorff distance $D(x_1, x_2)$ between the sliced cone boundaries, i.e. $D(x_1, x_2) = |\delta y|$, $\delta y = y_1 - y_2$. The definition of Hausdorff distance easily implies that δy is orthogonal to one of the sliced cone boundaries. Let it be that of x_2 , the other case being similar. So we have $\delta y \propto \nabla_y u(x_2, y_2)$, and hence $|\nabla_y u \cdot \delta y| = |\nabla_y u| |\delta y|$. Let $\delta x = x_1 - x_2$, $u(x_1, y_1) - u(x_2, y_2) = 0$. By the continuity of the cone distribution we have $\delta y \rightarrow 0$ as $\delta x \rightarrow 0$. Moreover,

$$\begin{aligned} 0 &= u(x_1, y_1) - u(x_2, y_2) = u(x_1, y_1) - u(x_2, y_1) + u(x_2, y_1) - u(x_2, y_2) \\ &= u(x_1, y_1) - u(x_2, y_1) + \nabla_y u(x_2, y_2) \cdot \delta y + R(x_2, y_2, y_1) |\delta y| \end{aligned}$$

²Due to the continuity of A we can replace $A_{(x, v_1)}$ for $A_{(\bar{x}, \bar{v})}$ in Eq. (7), then we see that this definition coincides with that of partial strong differentiation with respect to v as defined by Nijenhuis [11]. Equation (7) is in a form more closely related to the conditions imposed in Whitney extension theorem [13].

thus

$$\begin{aligned} |\nabla_y u(x_2, y_2)| |\delta y| &= |\nabla_y u(x_2, y_2) \cdot \delta y| \leq |u(x_2, y_1) - u(x_1, y_1)| + |R(x_2, y_2, y_1)| |\delta y| \\ &\leq K |\delta x| + |R(x_2, y_2, y_1)| |\delta y|, \end{aligned}$$

where K is the local Lipschitz constant for $f \circ F$ and hence u over \bar{U} . The other case in which δy is orthogonal to S_{x_1} would have lead to

$$\begin{aligned} |\nabla_y u(x_1, y_1)| |\delta y| &= |\nabla_y u(x_1, y_1) \cdot \delta y| \leq |u(x_1, y_2) - u(x_2, y_2)| + |R(x_1, y_2, y_1)| |\delta y| \\ &\leq K |\delta x| + |R(x_1, y_2, y_1)| |\delta y|. \end{aligned}$$

For every $\epsilon > 0$ and $\bar{y} \in S_{\bar{x}}$, $\bar{x} = x_1$, we can find a neighborhood $V \ni \bar{x}$ and $\delta > 0$ such that for $x' \in V$ and y', y'' such that $|y' - \bar{y}| < \delta$, $|y'' - \bar{y}| < \delta$, we have $|R(x', y', y'')| < \epsilon$. But $S_{\bar{x}}$ admits a finite covering with balls of radius $\delta^i/2$ centered at points $y^i \in S_{\bar{x}}$, $i = 1, \dots, k$, thus given $\epsilon > 0$ and \bar{x} and defined $V = \cap_i V^i$ and $\delta = \min \delta^i/2$, we have for every $\bar{y} \in S_{\bar{x}}$ and y' , $|y' - \bar{y}| < \delta$, and $x' \in V$, that $|R(x', y', \bar{y})| < \epsilon$. Thus given $\epsilon > 0$, $\epsilon \leq A/2$, we can choose x_2 so close to x_1 that $|\delta y| < \delta$ (due to the continuity of the cone distribution), and $x_2 \in V$, which implies both $|R(x_1, y_2, y_1)| < \epsilon$ and $|R(x_2, y_2, y_1)| < \epsilon$.

Thus for x_2 sufficiently close to x_1 we have $D(x_1, x_2) \leq \frac{K}{A-\epsilon} \leq \frac{2K}{A} |\delta x|$ where the constant $\frac{2K}{A}$ does not depend on $x_1 \in U$. In fact we can get the inequality for any $x_2 \in U$ connected to x_1 by a segment $x(s) = (1-s)x_1 + sx_2$ in U . We just need to consider the maximal interval $I \ni 0$, such that

$$I \setminus \{0\} \subset \left\{ s : \frac{D(x_1, x(s))}{|x(s) - x_1|} \leq \frac{2K}{A} \right\}.$$

We have just proved that I is a non-trivial interval of 0. It is closed due to the continuity of the cone distribution, but it is also open because if \bar{s} belongs to it then in a small neighborhood of \bar{s} , for any $s > \bar{s}$, by the previous argument (independent of x_1) $D(x(\bar{s}), x(s)) \leq \frac{2K}{A} |x(s) - x(\bar{s})|$, hence

$$\begin{aligned} D(x_1, x(s)) &\leq D(x_1, x(\bar{s})) + D(x(\bar{s}), x(s)) \\ &\leq \frac{2K}{A} \{|x(\bar{s}) - x_1| + |x(s) - x(\bar{s})|\} = \frac{2K}{A} |x(s) - x_1|, \end{aligned}$$

which proves that I is also open. We conclude that $s = 1 \in I$, and hence, due to the arbitrariness of x_1 , that for any $x_1, x_2 \in U$, $D(x_1, x_2) \leq \frac{2K}{A} |x_2 - x_1|$, i.e. C is locally Lipschitz.

It can be observed that this argument used only properties (a) and (b') of $f \circ F$. Now, for the local Lipschitzness of C^\times we need only to show that there is a function over $C^\times \cap \{z \geq 0\}$, where z is the extra tangent space coordinate, with the same properties and that vanishes on C^\times (it need not be constructed from a Finsler function F^\times as u is) Evidently, the function $-f(F_x(y)) + f(z)$, has the desired properties. \square

5 Conclusions

It is natural to expect that timelike geodesic completeness should prevent the possibility of spacetime extensions. Roughly, the idea is that any extension would introduce some timelike geodesic crossing the boundary of the original spacetime, which then could not be timelike complete. By following this type of strategy Galloway, Ling and Sbierski indeed proved that spacetime inextendibility follows from timelike completeness [6]. Unfortunately, they made an unwanted assumption of global hyperbolicity which, with this work, we have shown to be unnecessary.

Our result (Theorem 1.2) states that C^0 proper Lorentz-Finsler spaces cannot be extended while preserving this regularity, provided they are timelike complete in a suitable sense. Therefore, the regularity class is the same for the original and the extended spacetimes and, more importantly, our theorem holds true for Finslerian anisotropic spacetimes. Notice that these spacetimes are much more general than Lorentzian spacetimes because of the degrees of freedom entering the shape of the cone distribution and the Finsler function F . We have also shown that many satellite results developed in [5, 6] keep their validity in the Finslerian framework.

While these C^0 extendibility studies were motivated by the Cosmic Censorship Conjecture, other motivations have promoted the recent development of non-regular spacetime geometry. One idea is that the study of low regularity spacetimes can help to identify those causality concepts that might preserve their physical significance at a more fundamental (quantum) scale.

It was then of particular importance to generalize Graf and Ling's theorem on the causal character of maximizers to the Lorentz-Finsler case. Interestingly, and compatibly with the above idea, the generalization has turned out to hold provided a certain velocity-momentum map $v \mapsto p = dL(v)$ is well defined for massless as well as massive particles (condition (b) of Theorem 3.1). The physical significance of this condition confirms that the study of non-regular and Finslerian anisotropic spacetimes provides new insights into the geometry of gravitation.

Finally, we proved that for the locally Lipschitz Lorentz-Finsler spaces in the sense of [10] all the definitions of geodesics really coincide (Theorem 4.1), and that the locally Lipschitz spaces of Theorem 3.1 for which the causal characterization of maximizers holds belong to that category provided their regularity conditions are only slightly strengthened (Theorem 4.2).

References

- [1] Aubin, J.-P. and Cellina, A.: *Differential inclusions*, vol. 264 of *Grundlehren der Mathematischen Wissenschaften [Fundamental Principles of Mathematical Sciences]*. Springer-Verlag, Berlin (1984)

- [2] Bernard, P. and Suhr, S.: Lyapounov functions of closed cone fields: from Conley theory to time functions. *Commun. Math. Phys.* **359**, 467–498 (2018).
- [3] Chruściel, P. T. and Grant, J. D. E.: On Lorentzian causality with continuous metrics. *Class. Quantum Grav.* **29**, 145001 (2012)
- [4] Chruściel, P. T. and Klinger, P.: The annoying null boundaries. *J. Phys.: Conf. Ser.* **968**, 012003 (2018)
- [5] Galloway, G. J. and Ling, E.: Some remarks on the C^0 -(in)extendibility of spacetimes. *Ann. Henri Poincaré* **18**, 3427–3447 (2017)
- [6] Galloway, G. J., Ling, E., and Sbierski, J.: Timelike completeness as an obstruction to C^0 -extensions. *Commun. Math. Phys.* **359**, 937–949 (2018)
- [7] Graf, M. and Ling, E.: Maximizers in Lipschitz spacetimes are either timelike or null. *Class. Quantum Grav.* **35**, 087001 (2018)
- [8] Grant, J. D. E., Kunzinger, M., and Sämann, C.: Inextendibility of spacetimes and Lorentzian length spaces. *Ann. Glob. Anal. Geom.* **55**, 133–147 (2019)
- [9] Kunzinger, M. and Sämann, C.: Lorentzian length spaces. *Ann. Global Anal. Geom.* **54**, 399–447 (2018)
- [10] Minguzzi, E.: Causality theory for closed cone structures with applications. *Rev. Math. Phys.* **31**, 1930001 (2019).
- [11] Nijenhuis, A.: Strong derivatives and inverse mappings. *Amer. Math. Monthly* **81**, 969–980 (1974)
- [12] Sbierski, J.: The C^0 -inextendibility of the Schwarzschild spacetime and the spacelike diameter in Lorentzian geometry. *J. Diff. Geom.* **108**, 319–378 (2018)
- [13] Whitney, H.: Analytic extensions of differentiable functions defined in closed sets. *Trans. Amer. Math. Soc.* **36**, 63–89 (1934)