

# Bode's Sensitivity Integral Constraints: The Waterbed Effect Revisited

Abbas Emami-Naeini\* and Dick de Roover\*

**Abstract**—Bode's sensitivity integral constraints define a fundamental rule about the limitations of feedback and is referred to as the waterbed effect. We take a fresh look at this problem and reveal an elegant and fundamental result that has been seemingly masked by previous derivations. The main result is that the sensitivity integral constraint is crucially related to the difference in speed of the closed-loop system as compared to that of the open-loop system. This makes much intuitive sense. Similar results are also derived for the complementary sensitivity function. In that case the integral constraint is related to the sum of the differences of the reciprocal of the transmission zeros and the closed-loop poles of the system. Hence all performance limitations are inherently related to the locations of the open-loop and closed-loop poles, and the transmission zeros. A number of illustrative examples are presented.

## I. INTRODUCTION

There is extensive literature on sensitivity of control systems and the fundamental and inevitable design limitations for linear time-invariant (LTI) systems [1]-[27]. One of the major contributions of Bode was to derive important fundamental and inescapable limitations on transfer functions that set limits on achievable design specifications. The majority of the previous results are based on Bode's sensitivity function,  $S$ , being the transfer function between the reference input to the tracking error or an output disturbance signal to the output (see Figure 1). Ideally we wish to have  $|S| \approx 0$ , which would provide perfect tracking and disturbance rejection. The sensitivity function is a measure of system sensitivity to plant variations [1]. In feedback control, the error in the overall transfer function gain is less sensitive to variations in the plant gain by a factor of  $|S|$  compared to errors in the open-loop control gain. For a unity feedback system as in Figure 1 with the loop gain  $L(s)$ ,  $n$  poles and  $m$  finite transmission zeros, the reference input  $r$ , the output  $y$ , and the tracking error  $e$ ,

$$E(s) = (I + L(s))^{-1}R(s) = S(s)R(s), \quad (1)$$

In addition to being the factor multiplying the system error, the sensitivity function,  $S$ , is also the reciprocal of the distance of the Nyquist curve,  $L(s)$ , from the critical point (-1 point). A large  $|S_{max}|$  corresponds to a Nyquist plot that comes close to the  $-1$  critical point and a system having a small complex margin [1], [29] that comes close to the point of instability. The frequency based specification based on the above equation can be expressed as

$$|E| = |S||R| < e_b. \quad (2)$$

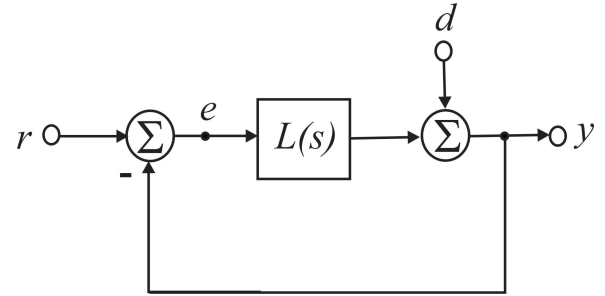


Fig. 1. Unity feedback system.

For minimum phase systems, the design rule was developed that the asymptotes of the Bode plot magnitude, which are restricted to be integral values for rational functions, should be made to cross over the zero-db line at a slope of  $-1$  over a frequency range of about one decade around the crossover frequency [1]. An alternative to the standard Bode plot as a design guide can be based on a plot of the sensitivity function as a function of frequency. In this format, we require that the magnitude of the sensitivity function,  $|S|$ , be less than a specified value ( $|S| < 1/W_1$ ) over the frequency range  $0 \leq \omega \leq \omega_1$  for tracking and disturbance rejection performance, and that  $|S| \approx 1$  over the range  $\omega_2 \leq \omega$  for stability robustness. Bode showed that for rational functions, with an excess of at least two more finite poles than zeros and no right half-plane (RHP) poles,

$$\int_0^{\infty} \ln(|S|)d\omega = 0. \quad (3)$$

Eq. (3) represents a fundamental trade-off relationship in feedback control. It implies that if we make the log of the sensitivity function very negative (where  $|S| < 1$ ) over some frequency band to reduce errors in that band, then, of necessity,  $\ln(|S|)$  will be positive (where  $|S| > 1$ ) over another part of the band, and errors will be amplified there (see Figure 2). Note that this figure is a log-linear plot (not log-log Bode plot). This means that the effect of disturbances are reduced for frequencies where  $|S| < 1$  and they are amplified (an undesirable situation) for frequencies where  $|S| > 1$ . This characteristic is referred to as the "waterbed effect." In Figure 2 we see that the area of disturbance attenuation is exactly balanced by the area of disturbance amplification as a result of Eq. (3). In addition, there is a fundamental algebraic constraint given by,

$$S + T = I, \quad (4)$$

\*A. Emami-Naeini and Dick de Roover are with SC Solutions, Inc., 1261 Oakmead Pkwy, Sunnyvale, CA 94085, USA.

\*Corresponding author: Abbas Emami-Naeini: emami@scsolutions.com.

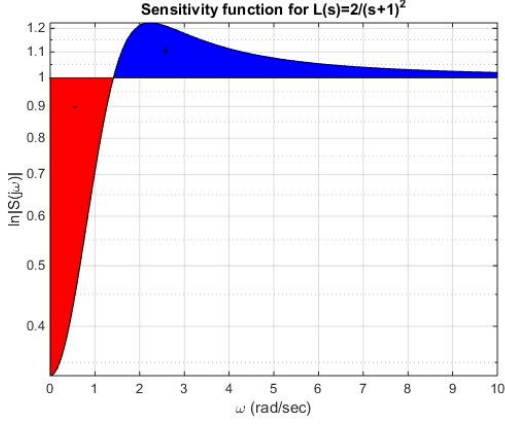


Fig. 2. Sensitivity function for second-order system: positive and negative areas cancel.

where the complementary sensitivity function is defined as

$$\mathcal{T}(s) = (I + L(s))^{-1}L(s), \quad (5)$$

which is the transfer function between the reference input  $r$  and the output  $y$  in Figure 1. Furthermore, at the RHP poles and zeros of the loop gain  $L(s)$ , we must satisfy the interpolation conditions [26]

$$|\mathcal{T}(s)|_{s=p_i} = 1, \quad |\mathcal{T}(s)|_{s=z_i} = 0. \quad (6)$$

$$|\mathcal{S}(s)|_{s=z_i} = 1, \quad |\mathcal{S}(s)|_{s=p_i} = 0. \quad (7)$$

Gunter Stein suggests that we think of Bode's integral constraints as a kind of a conservation law and for the lack of any better terminology he refers to it as "conservation of sensitivity dirt," [25]. If performance improvements are sought in a frequency range (say low to midrange), then deterioration of performance must be tolerated in another frequency range (say high frequency range). In other words, "there is no free lunch!" If there are unstable poles, the situation is worse, because the positive area where the sensitivity magnifies the error must exceed the negative area where the error is reduced by the feedback. If the system is minimum phase, then it is, in principle, possible to keep the magnitude of the sensitivity small by spreading the sensitivity increase over all positive frequencies to infinity, but such a design requires an excessive bandwidth and is rarely practical. If a specific bandwidth is imposed, then the sensitivity function is constrained to take on a finite, possibly large, positive value at some point below the bandwidth resulting in large peak in the sensitivity function.

#### A. Extensions of Bode Sensitivity Constraints

Bode's results have been extended for the open-loop unstable case. The constraint shows that the integral of the sensitivity function is determined by the presence of poles in the RHP. Suppose the loop gain  $L(s)$  has  $n_p$  poles,  $\{p_i\}$ , in the RHP and "rolls off" at high frequencies at a slope faster than  $-1$ . For rational functions, with an excess of at least

two more finite poles than zeros, and  $n_p$  unstable open-loop poles [10] showed that

$$\int_0^\infty \ln(|S|)d\omega = \pi \sum_{i=1}^{n_p} \text{Re}\{p_i\}. \quad (8)$$

If there are no RHP poles, then the integral is zero as before. If the system is not minimum-phase, the situation is even worse. An alternative to the above Eq. (8) is true if there is a nonminimum-phase zero of  $L(s)$ , a zero in the RHP. Suppose that the zero is located at  $z_o = \sigma_o + j\omega_o$ , where  $\sigma_o > 0$ . Again, we assume there are  $n_p$  RHP poles at locations  $\{p_i\}$  with conjugate values  $\{p_i^*\}$ . Now the condition can be expressed as a two-sided weighted integral [10]

$$\int_{-\infty}^\infty \ln(|S|)W(z_o, \omega)d\omega = \pi \prod_{i=1}^{n_p} \ln \left| \frac{p_i^* + z_o}{p_i - z_o} \right|, \quad (9)$$

where

$$W(z_o, \omega) = \frac{\sigma_o}{\sigma_o^2 + (\omega - \omega_o)^2}.$$

In this case, we do not have the "roll-off" restriction, and there is no possibility of spreading the positive area over high frequencies, because the weighting function goes to zero with frequency. The important point about this integral is that if the nonminimum-phase zero is close to a RHP pole, the right side of the integral can be very large, and the excess of positive area is required to be correspondingly large. Based on this result, one expects especially great difficulty meeting both tracking and robustness specifications on the sensitivity with a system having RHP poles and zeros close together. For the complementary sensitivity function [24] has shown that

$$\int_0^\infty \frac{\ln|\mathcal{T}(j\omega)|}{\omega^2}d\omega = \pi \sum_{i=1}^{i=n_z} \frac{1}{z_i} - \frac{\pi}{2K_v}, \quad (10)$$

where

$$K_v = \lim_{s \rightarrow 0} sL(s). \quad (11)$$

These results and their extensions have been the subject of intensive study and have provided great insight into the problem. We commend and strongly appreciate these previous studies [2]-[26]. However, we believe that the previous approaches were unknowingly hiding a fundamental result: *the sensitivity integral constraint is crucially related to the difference in speed (bandwidth) of the closed-loop system compared to that of the speed (bandwidth) of the open-loop system*. Our results reveal an elegant and fundamental relationship that has been seemingly masked by previous derivations. Hence the actual quantity is simply related to the shift in the poles of the system i.e. how fast the closed-loop poles of the system are compared to the open-loop poles. Furthermore, our derivation is direct and much simpler and does not rely on either Cauchy or Poisson-Jensen formulas that have been the focus of previous approaches to this problem. The organization of the rest of this Paper is as follows. In Section II we derive two fundamental relationships for the scalar case. One is a constraint on the sensitivity function and

the other is a constraint on the complementary sensitivity function. Section III contains a SISO example. The same results are derived for the multivariable systems in Section IV. Section V provides two illustrative MIMO examples. Concluding remarks are in Section VI. The proofs of the theorems are contained in the Appendices.

## II. SENSITIVITY CONSTRAINTS FOR SISO SYSTEMS

In this section we present two theorems that establish constraints on the sensitivity and complementary sensitivity functions for single-input single-output (SISO) systems.

**Theorem 1:** For any SISO closed-loop stable proper rational linear time-invariant (LTI) system Bode's integral constraint may be described as

$$\int_0^{\infty} \ln |\mathcal{S}(j\omega)| d\omega = \begin{cases} \frac{\pi}{2} \left( \sum_{i=1}^n (\tilde{p}_i - p_i) \right), & \text{OLS} \\ \frac{\pi}{2} \left( \sum_{i=1}^n (\tilde{p}_i - p_i) + \sum_{i=1}^{n_p} 2p_i \right), & \text{OLU} \end{cases} \quad (12)$$

where  $\mathcal{S}$  is the sensitivity function,  $\{\tilde{p}_i\}, i = 1, 2, \dots, n$  are the locations of the closed-loop poles and,  $\{p_i\}, i = 1, 2, \dots, n$  are the locations of the open-loop poles, and there are possibly  $n_p$  unstable open-loop poles at  $\{p_i\}, i = 1, \dots, n_p$  (including multiplicities) with  $\text{Re}\{p_i\} > 0$ . OLS refers to an open-loop stable system and OLU refers to an open-loop unstable system.

*Proof:* See Appendix A. The proof is similar to the one in [10]. ■

The fundamental relationship is that the sum of the areas underneath the  $\ln(|\mathcal{S}|)$  curve is related to the difference in speeds of the closed-loop and open-loop systems. This makes a lot of sense from an intuitive point of view. If the system is open-loop unstable then additional positive area is added leading to further sensitivity deterioration.

Corollary 1: Previous results [24] have shown that if  $L(s)$  is strictly proper then

$$\int_0^{\infty} \ln |\mathcal{S}(j\omega)| d\omega = \pi \sum_{i=1}^{n_p} p_i - \frac{\pi K_h}{2}, \quad (13)$$

$$K_h = \lim_{s \rightarrow \infty} sL(s). \quad (14)$$

It can be readily shown that for a strictly proper system

$$K_h = - \sum_{i=1}^n \tilde{p}_i + \sum_{i=1}^n p_i, \quad (15)$$

which when substituted in Eq. (13) yields the same result as in Eq. (12). The following theorem refers to the concept of system Type [1].

**Theorem 2:** For any SISO closed-loop stable proper rational LTI system the complementary sensitivity integral constraint

may be described by

$$\int_0^{\infty} \frac{\ln |\mathcal{T}(j\omega)|}{\omega^2} d\omega = \begin{cases} \infty, & \text{Type 0 system} \\ \frac{\pi}{2} \left( \sum_{i=1}^{i=n} \frac{1}{\tilde{p}_i} - \sum_{i=1}^{i=m} \frac{1}{z_i} \right) + \pi \sum_{i=1}^{i=n_z} \frac{1}{z_i}, & \text{Type I (or higher)} \end{cases} \quad (16)$$

where  $\{-\tilde{p}_i\}$  are the closed-loop poles,  $\{-z_i\}, i = 1, \dots, m$  are the closed-loop transmission zeros and there are possibly  $n_z$  non-minimum phase transmission zeros of the system (including multiplicities) with  $\text{Re}\{-z_i\} > 0$ .

*Proof:* See Appendix B. ■

Corollary 2: Using Truxal's identity [3], [1] for a Type I system we have that,

$$\int_0^{\infty} \frac{\ln |\mathcal{T}(j\omega)|}{\omega^2} d\omega = -\frac{\pi}{2K_v} + \pi \sum_{i=1}^{i=n_z} \frac{1}{z_i}. \quad (17)$$

where  $K_v$  is the velocity error coefficient [1], and this result is in agreement with previous results Eq. (10).

Corollary 3: Since complex conjugate poles come in pairs and the imaginary parts always cancel each other, the result (for computation) simplifies to

$$\int_0^{\infty} \ln |\mathcal{S}(j\omega)| d\omega = \begin{cases} \frac{\pi}{2} \left( \sum_{i=1}^n (\text{Re}\{\tilde{p}_i\} - \text{Re}\{p_i\}) \right), & \text{OLS} \\ \frac{\pi}{2} \left( \sum_{i=1}^n (\text{Re}\{\tilde{p}_i\} - \text{Re}\{p_i\}) + \sum_{i=1}^{n_p} 2\text{Re}\{p_i\} \right), & \text{OLU} \end{cases} \quad (18)$$

## III. SISO EXAMPLE

We present a SISO example to illustrate the results. Example 1: Consider the system with the loop gain

$$L(s) = \frac{(s+1)}{s^2}.$$

The sensitivity function is

$$\mathcal{S}(s) = (I + L)^{-1} = \frac{s^2}{s^2 + s + 1},$$

$$|\mathcal{S}(j\omega)| = \frac{\omega^2}{\sqrt{(-\omega^2 + 1)^2 + \omega^2}},$$

$$\int_0^{\infty} \ln |\mathcal{S}(j\omega)| d\omega = -\frac{\pi}{2},$$

which agrees with the answer from Eq. (12),

$$\int_0^{\infty} \ln |\mathcal{S}(j\omega)| d\omega = \frac{\pi}{2}(-0.5 - 0 - 0.5 - 0) = -\frac{\pi}{2}.$$

A plot of the log magnitude of the sensitivity function is

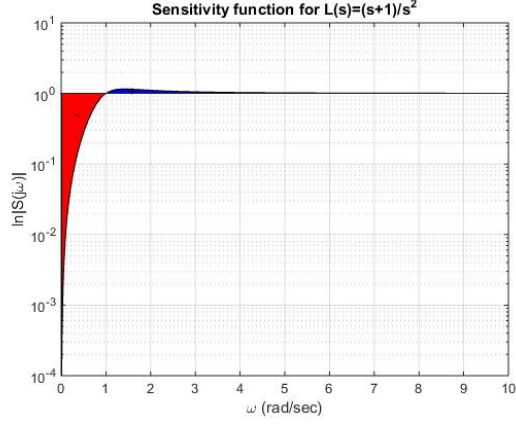


Fig. 3. Sensitivity function for Example 1.

shown in Figure 4. The negative area exceeds the positive area by  $-\frac{\pi}{2}$ . Hence more improvement in sensitivity is possible for the frequency range below  $\omega = 1$  rad/sec as compared to the amount of deterioration for  $\omega > 1$  rad/sec. The complementary sensitivity function is

$$\mathcal{T}(s) = (I + L(s))^{-1}L(s) = \frac{s+1}{s^2+s+1},$$

$$|\mathcal{T}(j\omega)| = \frac{\sqrt{\omega^2+1}}{\sqrt{(-\omega^2+1)^2+\omega^2}}.$$

Since the system is Type II,

$$\int_0^{\infty} \frac{\ln |\mathcal{T}(j\omega)|}{\omega^2} d\omega = 0.$$

Using our formula, Eq. (16), we obtain the same answer

$$\int_0^{\infty} \frac{\ln |\mathcal{T}(j\omega)|}{\omega^2} d\omega = \frac{\pi}{2} \left( \frac{1}{1} - \left( \frac{1}{\frac{1}{2} + j\frac{\sqrt{3}}{2}} + \frac{1}{\frac{1}{2} - j\frac{\sqrt{3}}{2}} \right) \right) = 0.$$

#### IV. SENSITIVITY CONSTRAINTS FOR MULTIVARIABLE SYSTEMS

In this section we present two theorems that establish constraints on the sensitivity and complementary sensitivity functions for MIMO systems.

**Theorem 3:** For any square (and non-singular) LTI MIMO system with no hidden modes, Bode's sensitivity integral constraint may be described as

$$\int_0^{\infty} \ln |\det [\mathcal{S}(j\omega)]| d\omega = \begin{cases} \frac{\pi}{2} \left( \sum_{i=1}^n (\tilde{p}_i - p_i) \right), & \text{OLS} \\ \frac{\pi}{2} \left( \sum_{i=1}^n (\tilde{p}_i - p_i) + \sum_{i=1}^{n_p} 2p_i \right), & \text{OLU} \end{cases} \quad (19)$$

where  $\mathcal{S}$  is the sensitivity function,  $\{\tilde{p}_i\}, i = 1, \dots, n$ , are the locations of the closed-loop poles and,  $\{p_i\}, i = 1, \dots, n$ , are the locations of the open-loop poles, and there are possibly  $n_p$  unstable open-loop poles (including multiplicities) with  $\text{Re}\{p_i\} > 0, i = 1, \dots, n_p$ . OLS refers to an open-loop stable system and OLU refers to an open-loop unstable

system.

*Proof:* See Appendix C. ■

The authors believe that this is the first direct derivation of this result for the MIMO case. It is seen that unlike the results in [20, page 146] and [24, page 782] the constraint on sensitivity, in this unweighted form, is not dependent on the directions of the poles and their relative interaction. The following theorem refers to the concept of system Type for multivariable systems [28].

**Theorem 4:** For any closed-loop stable square (and non-singular) Type [1 1...1] MIMO system, with no hidden modes, the integral constraint on the complementary sensitivity function may be described as

$$\int_0^{\infty} \frac{1}{\omega^2} \ln |\det [\mathcal{T}(j\omega)]| d\omega = \begin{cases} \infty, & \text{Type [0 0...0]} \\ \frac{\pi}{2} \left( \sum_{i=1}^{i=n} \frac{1}{\tilde{p}_i} - \sum_{i=1}^{i=m} \frac{1}{z_i} \right) + \pi \sum_{i=1}^{i=n_z} \frac{1}{z_i}, & \text{Type [1 1...1]} \end{cases} \quad (20)$$

where  $\{\tilde{p}_i\}, i = 1, \dots, n$  are the closed-loop poles,  $\{z_i\}, i = 1, \dots, m$  (including multiplicities) are the (finite) closed-loop transmission zeros and  $\{z_i\}, i = 1, \dots, n_z$  are the non-minimum phase transmission zeros of the system.

*Proof:* See Appendix D. ■

The authors believe that this is the first direct derivation of this result for the MIMO case. Again this shows that the constraint on the complementary sensitivity function is not dependent on the pole/zero directions either. We now demonstrate the merits of the above results with two multivariable examples.

#### V. MIMO EXAMPLES

Example 2: Consider the system [30] with the loop gain

$$L(s) = \frac{1}{(s+1)(s+2)} \begin{bmatrix} -47s+2 & 56s \\ -42s & 50s+2 \end{bmatrix},$$

that has open-loop poles at  $-1, -2$ , and a no finite transmission zeros. The sensitivity function is

$$\mathcal{S}(s) = (I + L)^{-1} = \frac{1}{(s+2)(s+4)} \begin{bmatrix} s^2+53s+4 & -56s \\ 42s & s^2-44s+4 \end{bmatrix},$$

$$\det[\mathcal{S}(s)] = \frac{(s+1)(s+2)}{(s+2)(s+4)},$$

$$|\det[\mathcal{S}(j\omega)]| = \frac{\sqrt{(\omega^2+1)(\omega^2+4)}}{\sqrt{(\omega^2+4)(\omega^2+16)}}.$$

$$\int_0^{\infty} \ln |\det [\mathcal{S}(j\omega)]| d\omega = -\frac{3\pi}{2}.$$

Using our formula, Eq. (19), we find the same answer

$$\int_0^{\infty} \ln |\det [\mathcal{S}(j\omega)]| d\omega = \frac{\pi}{2} (-2 - 4 + 1 + 2) = -\frac{3\pi}{2}.$$

The complementary sensitivity function is

$$\begin{aligned}\mathcal{T}(s) &= (I + L)^{-1}L \\ &= \frac{1}{(s+2)(s+4)} \begin{bmatrix} -47s+4 & 56s \\ -42s & 50s+4 \end{bmatrix}. \\ \det[\mathcal{T}(s)] &= \frac{2}{(s+2)(s+4)}. \\ |\det[\mathcal{T}(j\omega)]| &= \frac{2}{\sqrt{(\omega^2+4)(\omega^2+16)}}.\end{aligned}$$

This is a Type [0 0] system and therefore from Eq. (20),

$$\int_0^\infty \frac{\ln|\det[\mathcal{T}(j\omega)]|}{\omega^2} d\omega = \infty.$$

Example 3 [32, page 174]: Consider the Type [1 1] system with the loop gain

$$\begin{aligned}L(s) &= \begin{bmatrix} \frac{1}{s(s+1)} & \frac{1}{\frac{s+1}{4}} \\ \frac{1}{s} & \frac{1}{s(s+2)} \end{bmatrix} \\ &= \begin{bmatrix} s(s+1) & 0 \\ 0 & s(s+2) \end{bmatrix}^{-1} \begin{bmatrix} 1 & s \\ s+2 & 4 \end{bmatrix},\end{aligned}$$

that has open-loop poles at 0, 0, -1, -2, and finite transmission zeros at +1.2361 and -3.2361. The sensitivity function is

$$\begin{aligned}\mathcal{S}(s) &= (I + L)^{-1} \\ &= \frac{s^2(s+1)(s+2)}{s^4 + 3s^3 + 6s^2 + 4s + 4} \begin{bmatrix} \frac{(s+2)^2}{s(s+2)} & -\frac{1}{s+1} \\ -\frac{1}{s} & \frac{s^2+s+1}{s(s+1)} \end{bmatrix}, \\ \det[\mathcal{S}(s)] &= \frac{s^2(s+1)(s+2)}{s^4 + 3s^3 + 6s^2 + 4s + 4}. \\ |\det[\mathcal{S}(j\omega)]| &= \left| \frac{-\omega^2\sqrt{(\omega^2+1)(\omega^2+4)}}{\sqrt{(\omega^4 - 6\omega^2 + 4)^2 + (-3\omega^3 + 4\omega)^2}} \right| \\ \int_0^\infty \ln|\det[\mathcal{S}(j\omega)]| d\omega &= 0.\end{aligned}$$

Using our formula, Eq. (19), we have that

$$\begin{aligned}\int_0^\infty \ln|\det[\mathcal{S}(j\omega)]| d\omega &= \frac{\pi}{2}(-1.3277 \\ &- 1.3277 - 0.1723 - 0.1723 + 1 + 2 + 0 + 0) = 0.\end{aligned}$$

The complementary sensitivity function is

$$\begin{aligned}\mathcal{T}(s) &= (I + L(s))^{-1}L(s), \\ &= \frac{1}{\Delta(s)} \begin{bmatrix} 4 & s^2(s+2) \\ s(s+1)(s+2) & 3s^2 + 2s + 4 \end{bmatrix}, \\ \det[\mathcal{T}(s)] &= \frac{-s^2 - 2s + 4}{s^4 + 3s^3 + 6s^2 + 4s + 4}.\end{aligned}$$

where  $\Delta(s) = s^4 + 3s^3 + 6s^2 + 4s + 4$ .

$$|\det[\mathcal{T}(j\omega)]| = \frac{\sqrt{(\omega^2+4)^2 + 4\omega^2}}{\sqrt{(\omega^4 - 6\omega^2 + 4)^2 + (-3\omega^3 + 4\omega)^2}},$$

$$\int_0^\infty \frac{\ln|\det[\mathcal{T}(s)]|}{\omega^2} d\omega = 0.1854.$$

The system is Type [1 1] and from Eq. (20),

$$\begin{aligned}\int_0^\infty \frac{1}{\omega^2} \ln|\det[\mathcal{T}(j\omega)]| d\omega \\ = \frac{\pi}{2} \left( \frac{1}{-1.32 + j1.53} + \frac{1}{-1.32 - j1.53} + \frac{1}{-0.17 + j0.97} \right. \\ \left. + \frac{1}{-0.17 - j0.97} - \frac{1}{-3.23} - \frac{1}{1.23} \right) + \frac{\pi}{1.236} = 0.1854.\end{aligned}$$

## VI. CONCLUSIONS

In this paper we have taken a direct approach to constraints on the sensitivity function. We have shown that the fundamental constraint on the sensitivity function is purely a function of the differences in speeds of the open-loop and closed-loop systems. This is very satisfying from an intuitive point of view. The fundamental constraint on the complementary sensitivity is a function of the closed-loop poles and transmission zeros. The situation is made more difficult if there are RHP poles/zeros. We hope that this Paper has contributed to understanding the fundamental limitations in control engineering. The results have been extended to discrete-time LTI systems.

### Appendix A: Proof of Theorem 1.

*Proof:* If the loop gain is denoted by  $L(s) = \frac{N(s)}{D(s)}$ , the sensitivity function is

$$\mathcal{S}(s) = \frac{1}{1 + L(s)}, \quad (21)$$

$$\begin{aligned}\int_0^\infty \ln|\mathcal{S}(j\omega)| d\omega &= \int_0^\infty \ln \left| \frac{1}{1 + L(j\omega)} \right| d\omega, \\ &= \int_0^\infty \ln|1| d\omega - \int_0^\infty \ln|1 + L(j\omega)| d\omega, \\ &= - \int_0^\infty \ln \left| 1 + \frac{N(j\omega)}{D(j\omega)} \right| d\omega, \\ &= - \int_0^\infty \ln \left| \frac{D(j\omega) + N(j\omega)}{D(j\omega)} \right| d\omega, \\ &= \int_0^\infty \ln \frac{|D(j\omega)|}{|D(j\omega) + N(j\omega)|} d\omega, \\ &= \int_0^\infty \ln|\mathcal{S}(j\omega)| d\omega = \int_0^\infty \ln \frac{\prod_{i=1}^{i=n} |(j\omega - p_i)|}{\prod_{i=1}^{i=n} |(j\omega - \tilde{p}_i)|} d\omega, \\ &= \frac{1}{2} \int_0^\infty \ln \frac{\prod_{i=1}^{i=n} |(\operatorname{Re}\{p_i\}^2 + (\omega - \operatorname{Im}\{p_i\})^2)|}{\prod_{i=1}^{i=n} |(\operatorname{Re}\{\tilde{p}_i\}^2 + (\omega - \operatorname{Im}\{\tilde{p}_i\})^2)|} d\omega.\end{aligned} \quad (22)$$

$$\begin{aligned}
& \int \left( \ln \frac{(x-a)^2 + b^2}{(x-c)^2 + d^2} + \ln \frac{(x+a)^2 + b^2}{(x+c)^2 + d^2} \right) dx \\
&= \ln \left( \frac{(x+a)^2 + b^2}{(x-a)^2 + b^2} \right)^a + \ln \left( \frac{(x-a)^2 + b^2}{(x+c)^2 + d^2} \right)^c \\
&\quad - (c-x) \ln \left( \frac{(a-x)^2 + b^2}{(c-x)^2 + d^2} \right) + x \ln \left( \frac{(x+a)^2 + b^2}{(x+c)^2 + d^2} \right) \\
&\quad - 2b \tan^{-1} \left( \frac{a-x}{b} \right) + 2b \tan^{-1} \left( \frac{a+x}{b} \right) \\
&\quad + 2d \tan^{-1} \left( \frac{c-x}{d} \right) - 2d \tan^{-1} \left( \frac{c+x}{d} \right), \tag{23}
\end{aligned}$$

Let us first assume that the open-loop system is stable. Using the above integral identity, Eq. (23), we have

$$\begin{aligned}
\int_0^\infty \ln |\mathcal{S}(j\omega)| d\omega &= \frac{1}{2} \left[ -2 \sum_{i=1}^{i=n} \operatorname{Re}\{p_i\} \frac{\pi}{2} + 2 \sum_{i=1}^{i=n} \operatorname{Re}\{\tilde{p}_i\} \frac{\pi}{2} \right], \\
&= \frac{\pi}{2} \left( \sum_{i=1}^{i=n} (\tilde{p}_i - p_i) \right). \tag{24}
\end{aligned}$$

Now assume that some of the open-loop poles are in the right-hand-plane (RHP), say  $\operatorname{Re}\{p_i\} > 0, i = 1, 2, \dots, n_p$ . There will be additional nonzero terms and we have that

$$\begin{aligned}
& \int_0^\infty \ln |\mathcal{S}(j\omega)| d\omega \\
&= \frac{1}{2} \left[ -2 \sum_{i=1}^{i=n} \operatorname{Re}\{p_i\} \frac{\pi}{2} + 2 \sum_{i=1}^{i=n} \operatorname{Re}\{\tilde{p}_i\} \frac{\pi}{2} + \sum_{i=1}^{i=n_p} 2\operatorname{Re}\{p_i\} \pi \right], \\
&= \frac{\pi}{2} \left( \sum_{i=1}^{i=n} (\operatorname{Re}\{\tilde{p}_i\} - \operatorname{Re}\{p_i\}) + \sum_{i=1}^{i=n_p} 2\operatorname{Re}\{p_i\} \right). \tag{25}
\end{aligned}$$

## Appendix B: Proof of Theorem 2.

*Proof:* The complementary sensitivity function may be written as

$$\mathcal{T}(s) = K \frac{(s-z_1)(s-z_2)\dots(s-z_m)}{(s-\tilde{p}_1)(s-\tilde{p}_2)\dots(s-\tilde{p}_n)}, \quad m \leq n \tag{26}$$

$$\begin{aligned}
\int_0^\infty \frac{\ln |\mathcal{T}(j\omega)|}{\omega^2} d\omega &= \int_0^\infty \frac{\ln \left| \frac{K \frac{z_1 z_2 \dots z_m}{\tilde{p}_1 \tilde{p}_2 \dots \tilde{p}_n} \prod_{i=1}^{i=m} (j \frac{\omega}{\operatorname{Re}\{z_i\} + j \operatorname{Im}\{z_i\}} - 1)}{\prod_{i=1}^{i=n} (j \frac{\omega}{\operatorname{Re}\{\tilde{p}_i\} + j \operatorname{Im}\{\tilde{p}_i\}} - 1)} \right|}{\omega^2} d\omega, \\
&= \int_0^\infty \ln \frac{|K \frac{z_1 z_2 \dots z_m}{\tilde{p}_1 \tilde{p}_2 \dots \tilde{p}_n}|}{\omega^2} d\omega \\
&\quad + \int_0^\infty \frac{\ln \frac{\prod_{i=1}^{i=m} |\tilde{p}_i| [(\omega - \operatorname{Im}(z_i))^2 + (\operatorname{Re}(z_i))^2]^{\frac{1}{2}}}{\prod_{i=1}^{i=n} |z_i| [(\omega - \operatorname{Im}(\tilde{p}_i))^2 + (\operatorname{Re}(\tilde{p}_i))^2]^{\frac{1}{2}}}}{\omega^2} d\omega, \\
&= \int_0^\infty \ln \frac{|K \frac{z_1 z_2 \dots z_m}{\tilde{p}_1 \tilde{p}_2 \dots \tilde{p}_n}|}{\omega^2} d\omega \\
&\quad + \frac{1}{2} \int_0^\infty \frac{\ln \frac{\prod_{i=1}^{i=m} |\tilde{p}_i|^2 [(\omega - \operatorname{Im}(z_i))^2 + (\operatorname{Re}(z_i))^2]}{\prod_{i=1}^{i=n} |z_i|^2 [(\omega - \operatorname{Im}(\tilde{p}_i))^2 + (\operatorname{Re}(\tilde{p}_i))^2]}}{\omega^2} d\omega, \tag{27}
\end{aligned}$$

If the system is Type 0, then the first term in the integral becomes unbounded,

$$\int_0^\infty \frac{\ln |\mathcal{T}(j\omega)|}{\omega^2} d\omega = \infty. \tag{28}$$

If the system is Type I (or higher), the first term is zero. Let us first assume that the system is minimum-phase. Using the integral identity

$$\begin{aligned}
& \int \frac{\ln \left( \frac{(c^2+d^2)^2((-x^2+a^2+b^2)^2+4a^2x^2)}{(a^2+b^2)^2((-x^2+c^2+d^2)^2+4c^2x^2)} \right)}{x^2} dx = \\
& \frac{\ln \left( \frac{(c^2+d^2)^2((-x^2+a^2+b^2)^2+4a^2x^2)}{(a^2+b^2)^2((-x^2+c^2+d^2)^2+4c^2x^2)} \right)}{x} \\
& \quad + \frac{2 \tan^{-1} \left( \frac{x}{a-jb} \right)}{a-jb} + \frac{2 \tan^{-1} \left( \frac{x}{a+jb} \right)}{a+jb} \\
& \quad - \frac{2 \tan^{-1} \left( \frac{x}{c-jd} \right)}{c-jd} - \frac{2 \tan^{-1} \left( \frac{x}{c+jd} \right)}{c+jd}, \tag{29}
\end{aligned}$$

For a Type I (or higher) system we then obtain

$$\begin{aligned}
& \int_0^\infty \frac{\ln |\mathcal{T}(j\omega)|}{\omega^2} d\omega \\
&= -\frac{\pi}{2} \sum_{i=1}^{i=m} \frac{1}{2} \frac{2\operatorname{Re}(z_i)}{(\operatorname{Re}(z_i))^2 + (\operatorname{Im}(z_i))^2} + \frac{\pi}{2} \sum_{i=1}^{i=n} \frac{1}{2} \frac{2\operatorname{Re}(\tilde{p}_i)}{(\operatorname{Re}(\tilde{p}_i))^2 + (\operatorname{Im}(\tilde{p}_i))^2}, \\
&= \frac{\pi}{2} \left( \sum_{i=1}^{i=m} -\frac{1}{z_i} + \sum_{i=1}^{i=n} \frac{1}{\tilde{p}_i} \right). \tag{30}
\end{aligned}$$

If the system has non-minimum phase zeros, there are additional non-zero terms. Again for a Type I (or higher) system we obtain

$$\begin{aligned}
\int_0^\infty \frac{\ln |\mathcal{T}(j\omega)|}{\omega^2} d\omega &= -\frac{\pi}{2} \sum_{i=1}^{i=m} \frac{1}{2} \frac{2\text{Re}(z_i)}{(\text{Re}(z_i))^2 + (\text{Im}(z_i))^2} \\
&+ \frac{\pi}{2} \sum_{i=1}^{i=n} \frac{1}{2} \frac{2\text{Re}(\tilde{p}_i)}{(\text{Re}(\tilde{p}_i))^2 + (\text{Im}(\tilde{p}_i))^2} \\
&+ \pi \sum_{i=1}^{i=n_z} \frac{1}{2} \frac{2\text{Re}(z_i)}{(\text{Re}(z_i))^2 + (\text{Im}(z_i))^2}, \\
&= \frac{\pi}{2} \left( \sum_{i=1}^{i=m} -\frac{1}{z_i} + \sum_{i=1}^{i=n} \frac{1}{\tilde{p}_i} \right) + \pi \sum_{i=1}^{i=n_z} \frac{1}{z_i}.
\end{aligned} \tag{31}$$

### Appendix C: Proof of Theorem 3.

*Proof:*

$$\begin{aligned}
\int_0^\infty \ln |\det [\mathcal{S}(j\omega)]| d\omega &= \int_0^\infty \ln |\det [I + L(j\omega)]^{-1}| d\omega \\
\int_0^\infty \ln \left| \frac{1}{\det [I + L(j\omega)]} \right| d\omega &= - \int_0^\infty \ln |\det [I + L(j\omega)]| d\omega.
\end{aligned} \tag{32}$$

Suppose the loop gain  $L(s)$  is written as an irreducible right-matrix fraction description (MFD) [31, page 447]

$$L(s) = N(s)D(s)^{-1}, \tag{33}$$

$$\begin{aligned}
&\int_0^\infty \ln |\det [\mathcal{S}(j\omega)]| d\omega \\
&= - \int_0^\infty \ln |\det [I + N(j\omega)D(j\omega)^{-1}]| d\omega, \\
&= - \int_0^\infty \ln |\det [D(j\omega) + N(j\omega)] \det [D(j\omega)^{-1}]| d\omega, \\
&= - \int_0^\infty \ln \left| \frac{\det [D(j\omega) + N(j\omega)]}{\det [D(j\omega)]} \right| d\omega, \\
&= - \int_0^\infty \ln \left| \frac{\det [D(j\omega) + N(j\omega)]}{\det [D(j\omega)]} \right| d\omega, \\
&= - \int_0^\infty \ln \left| \frac{\phi_{cl}(j\omega)}{\phi_{ol}(j\omega)} \right| d\omega,
\end{aligned} \tag{34}$$

where  $\phi_{ol}(s)$  and  $\phi_{cl}(s)$  are the open-loop and closed-loop characteristic polynomials of the system.

$$\begin{aligned}
\int_0^\infty \ln |\det [\mathcal{S}(j\omega)]| d\omega &= \int_0^\infty \ln \frac{\prod_{i=1}^{i=n} |(j\omega - p_i)|}{\prod_{i=1}^{i=n} |(j\omega - \tilde{p}_i)|} d\omega, \\
&= \frac{1}{2} \int_0^\infty \ln \frac{\prod_{i=1}^{i=n} |(\text{Re}\{p_i\}^2 + (\omega - \text{Im}\{p_i\})^2)|}{\prod_{i=1}^{i=n} |(\text{Re}\{\tilde{p}_i\}^2 + (\omega - \text{Im}\{\tilde{p}_i\})^2)|} d\omega.
\end{aligned} \tag{35}$$

Let us assume for the moment that the open-loop system is stable. Using the integral identity (23) we have

$$\begin{aligned}
&\int_0^\infty \ln |\det [\mathcal{S}(j\omega)]| d\omega \\
&= \frac{1}{2} \left[ -2 \sum_{i=1}^{i=n} \text{Re}\{p_i\} \frac{\pi}{2} + 2 \sum_{i=1}^{i=n} \text{Re}\{\tilde{p}_i\} \frac{\pi}{2} \right], \\
&= \frac{\pi}{2} \left( \sum_{i=1}^{i=n} (\tilde{p}_i - p_i) \right).
\end{aligned} \tag{36}$$

Now assume that some of the open-loop poles are in the right-hand-plane (RHP), say  $\text{Re}\{p_i\} > 0, i = 1, 2, \dots, n_p$ . Then we have that

$$\begin{aligned}
&\int_0^\infty \ln |\det [\mathcal{S}(j\omega)]| d\omega \\
&= \frac{1}{2} \left[ -2 \sum_{i=1}^{i=n} \text{Re}\{p_i\} \frac{\pi}{2} + 2 \sum_{i=1}^{i=n} \text{Re}\{\tilde{p}_i\} \frac{\pi}{2} + 2 \sum_{i=1}^{i=n_p} \text{Re}\{p_i\} \pi \right], \\
&= \frac{\pi}{2} \left( \sum_{i=1}^{i=n} (\text{Re}\{\tilde{p}_i\} - \text{Re}\{p_i\}) + \sum_{i=1}^{i=n_p} 2\text{Re}\{p_i\} \right).
\end{aligned} \tag{37}$$

### Appendix D: Proof of Theorem 4.

*Proof:* Suppose the loop gain  $L(s)$  is written as an irreducible right-matrix fraction description (MFD) [30, page 447]

$$L(s) = N(s)D(s)^{-1}, \tag{38}$$

then

$$\begin{aligned}
&\int_0^\infty \frac{1}{\omega^2} \ln |\det [\mathcal{T}(j\omega)]| d\omega \\
&= \int_0^\infty \frac{1}{\omega^2} \ln \left| \frac{\det [N(j\omega)]}{\det [D(j\omega) + N(j\omega)]} \right| d\omega, \\
&= \int_0^\infty \frac{1}{\omega^2} \ln \left| \frac{\phi_z(j\omega)}{\phi_{cl}(j\omega)} \right| d\omega,
\end{aligned} \tag{39}$$

where the zeros of the  $\phi_z(s)$  polynomial are the transmission zeros of the system and  $\phi_{cl}(s)$  is the closed-loop characteristic polynomial.

$$\int_0^{\infty} \ln \frac{|\det [\mathcal{T}(j\omega)]|}{\omega^2} d\omega = \int_0^{\infty} \ln \left| \frac{K \frac{z_1 z_2 \dots z_m}{\tilde{p}_1 \tilde{p}_2 \dots \tilde{p}_n} \prod_{i=1}^{i=m} (j \frac{\omega}{\operatorname{Re}\{z_i\} + j \operatorname{Im}\{z_i\}} - 1)}{\prod_{i=1}^{i=n} (j \frac{\omega}{\operatorname{Re}\{\tilde{p}_i\} + j \operatorname{Im}\{\tilde{p}_i\}} - 1)} \right| d\omega, \quad (40)$$

$$= \int_0^{\infty} \ln \frac{|K \frac{z_1 z_2 \dots z_m}{\tilde{p}_1 \tilde{p}_2 \dots \tilde{p}_n}|}{\omega^2} d\omega + \int_0^{\infty} \frac{\ln \frac{\prod_{i=1}^{i=m} |\tilde{p}_i| [(\omega - \operatorname{Im}\{z_i\})^2 + (\operatorname{Re}\{z_i\})^2]^{\frac{1}{2}}}{\prod_{i=1}^{i=n} |z_i| [(\omega - \operatorname{Im}\{\tilde{p}_i\})^2 + (\operatorname{Re}\{\tilde{p}_i\})^2]^{\frac{1}{2}}}}{\omega^2} d\omega, \quad (41)$$

$$= \int_0^{\infty} \ln \frac{|K \frac{z_1 z_2 \dots z_m}{\tilde{p}_1 \tilde{p}_2 \dots \tilde{p}_n}|}{\omega^2} d\omega + \frac{1}{2} \int_0^{\infty} \frac{\ln \frac{\prod_{i=1}^{i=m} |\tilde{p}_i|^2 [(\omega - \operatorname{Im}\{z_i\})^2 + (\operatorname{Re}\{z_i\})^2]}{\prod_{i=1}^{i=n} |z_i|^2 [(\omega - \operatorname{Im}\{\tilde{p}_i\})^2 + (\operatorname{Re}\{\tilde{p}_i\})^2]}}{\omega^2} d\omega. \quad (42)$$

If the system is Type [0 0...0] then the first term in the integral becomes unbounded.

$$\int_0^{\infty} \ln \frac{|\det [\mathcal{T}(j\omega)]|}{\omega^2} d\omega = \infty. \quad (43)$$

For a Type [1 1...1] (or higher) system

$$\left| \frac{K z_1 z_2 \dots z_m}{\tilde{p}_1 \tilde{p}_2 \dots \tilde{p}_n} \right| = 1. \quad (44)$$

Using the integral identity (29) for a Type [1 1 ...1] (or higher) system we obtain

$$\int_0^{\infty} \frac{\ln |\det [\mathcal{T}(j\omega)]|}{\omega^2} d\omega = -\frac{\pi}{2} \sum_{i=1}^{i=m} \frac{1}{2} \frac{2\operatorname{Re}\{z_i\}}{(\operatorname{Re}\{z_i\})^2 + (\operatorname{Im}\{z_i\})^2} + \frac{\pi}{2} \sum_{i=1}^{i=n} \frac{1}{2} \frac{2\operatorname{Re}\{\tilde{p}_i\}}{(\operatorname{Re}\{\tilde{p}_i\})^2 + (\operatorname{Im}\{\tilde{p}_i\})^2} + \pi \sum_{i=1}^{i=n_z} \frac{1}{2} \frac{2\operatorname{Re}\{z_i\}}{(\operatorname{Re}\{z_i\})^2 + (\operatorname{Im}\{z_i\})^2},$$

$$= \frac{\pi}{2} \left( -\sum_{i=1}^{i=m} \frac{1}{z_i} + \sum_{i=1}^{i=n} \frac{1}{\tilde{p}_i} \right) + \pi \sum_{i=1}^{i=n_z} \frac{1}{z_i}. \quad (45)$$

## ACKNOWLEDGMENTS

The authors gratefully acknowledge the help of Drs. S. A. McCabe and Jun-Kyu Lee of SC Solutions.

## REFERENCES

- [1] G. F. Franklin, J. D. Powell, and A. Emami-Naeini, *Feedback Control of Dynamic Systems*, 7th Ed., Pearson, 2015.
- [2] H. Bode, *Network analysis and feedback amplifier design*, Van Nostrand, 1945.
- [3] J. G. Truxal, *Automatic Feedback Control System Synthesis*, McGraw-Hill, 1955.
- [4] H. Kwakernaak and R. Sivan, *Linear Optimal Control Systems*, Wiley-Interscience, 1972.
- [5] I. M. Horowitz, *Synthesis of Feedback Systems*, Academic Press, 1973.
- [6] G. Zames, "Feedback and optimal sensitivity: Model reference transformations, multiplicative seminorms, approximate inverses," *IEEE Trans. Automat. Contr.*, Vol. AC-26, pp. 301-320, April 1981.
- [7] G. Zames and B. A. Francis, "Feedback, minimax sensitivity, and optimal robustness," *IEEE Trans. Automat. Contr.*, Vol. AC-28, pp. 585-600, May 1983.
- [8] J. S. Freudenberg, and D. P. Looze, "Sensitivity reduction, non-minimum phase zeros, and design tradeoffs in single loop feedback systems," in *Proc. Conf. Decision and Control*, San Antonio, TX, 1983.
- [9] S. Boyd and C. A. Desoer, "Subharmonic functions and performance bounds in linear time-invariant feedback systems," *IMA J. Math. Contr. and Info.*, Vol. 2, pp. 153-170, 1985.
- [10] J. S. Freudenberg, and D. P. Looze, "Right-half plane poles and zeros and design tradeoffs in feedback systems," *IEEE Trans. Automat. Contr.*, Vol. 30, No.6, pp. 555-565, 1985.
- [11] J. S. Freudenberg and D. P. Looze, *Frequency Domain Properties of Scalar and Multivariable Feedback Systems*, Lecture Notes in Control and Information Sciences, Vol. 104, Springer-Verlag, 1988.
- [12] J. M. Maciejowski, *Multivariable Feedback Design*, Addison-Wesley, 1989.
- [13] J. C. Doyle, B. Francis, and A. Tannenbaum, *Feedback Control Theory*, Macmillan, 1990.
- [14] S. P. Boyd and C. Barratt, *Linear Controller Design: Limits of Performance*, Prentice-Hall, 1991.
- [15] R. H. Middleton, "Trade-offs in Linear Control System Design," *Automatica*, Vol. 27, No. 2, pp. 281-292, 1991.
- [16] R. H. Middleton, "Tradeoffs in linear control systems design," *Automatica*, Vol. 27, No.2, pp.281-292, March 1991.
- [17] B-F. Wu and E. A. Jonckheere, "A Simplified Approach to Bode's Theorem for Continuous-Time and Discrete-Time Systems," *IEEE Trans. Automat. Contr.*, Vol. 37, No. 11, pp. 1797-1802, November 1992.
- [18] L. Qiu and E. J. Davison, "Performance Limitations of Non-minimum Phase Systems in the Servomechanism Problem," *Automatica* Vol. 29, No.2, pp. 337-349, 1993.
- [19] J. J. Chen, "Sensitivity integral relations and design tradeoffs in linear multivariable feedback systems," *IEEE Trans. on Automatic Control*, vol. 40, no. 10, pp. 1700-1716, Oct. 1995.
- [20] K. Zhou, J. C. Doyle, and K. Glover, *Robust and Optimal Control*, Prentice-Hall, 1996.
- [21] M. M. Seron, J. H. Braslavsky, and G. C. Goodwin, *Fundamental limitations in filtering and control*, Springer-Verlag, 1997.
- [22] J. J. Chen, "Multivariable gain-phase and sensitivity integral relations and design tradeoffs," *IEEE Trans. on Automatic Control*, vol. 43, no. 3, , pp. 373-385, March 1998.
- [23] K. Havre and S. Skogestad, "Effect of RHP zeros and poles on the sensitivity functions in multivariable systems," *J. Proc. Cont.* Vol. 8, No. 3, pp. 155-164, 1998.
- [24] G. C. Goodwin, S. F. Graebe, and M. E. Salgado, *Control System Design*, Prentice-Hall, 2001.
- [25] G. Stein, "Respect the Unstable," *IEEE Control Systems Magazine*, pp.12-25, August 2003.
- [26] J. S. Freudenberg, C. V. Hollot, R. H. Middleton, and V. Tsochinda, "Fundamental Design Limitations of the General Control Configuration," *IEEE Trans. Automat. Contr.*, Vol. 48, No. 8, pp. 1355-1370, August 2003.
- [27] S. Skogestad and I. Postlethwaite, *Multivariable Feedback Control: Analysis and Design*, 2nd Ed., Wiley, 2005.



- [28] C. A. Wolfe and J. S. Meditch, "Theory of system type for linear multivariable servomechanism," *IEEE Trans. AC*, Vol.22, pp. 36-48, February 1977.
- [29] A. Emami-Naeini and R. L. Kosut, "The Generalized Nyquist Criterion and Robustness Margins with Applications," in *Proc. 51st IEEE Conf. Dec. Contr.*, pp. 226-231, 2012.
- [30] P. Dorato, *Analytic Feedback System Design: An Interpolation Approach*, Brooks/Cole, 2000.
- [31] J. C. Doyle and G. Stein, "Multivariable Feedback Design: Concepts for a Classical/Modern Synthesis," *IEEE Trans. AC*, Vol.26, pp. 4-16, February 1981.
- [32] T. Kailath, *Linear Systems*, Prentice-Hall, 1980.
- [33] A. Emami-Naeini, "Application of the Generalized Eigenstructure Problem to Multivariable Systems and the Robust Servomechanism for a Plant which Contains an Implicit Internal Model," Ph.D. Dissertation, Stanford University, 1981.