

Subjective Databases

ABSTRACT

Online users are constantly seeking experiences, such as a hotel with clean rooms and a lively bar, or a restaurant for a romantic rendezvous. However, e-commerce search engines only support queries involving objective attributes such as location, price and cuisine, and any experiential data is relegated to text reviews.

In order to support experiential queries, a database system needs to model *subjective* data and also be able to process queries where the user can express varied subjective experiences in words chosen by the user, in addition to specifying predicates involving objective attributes. This paper introduces OPINE, a subjective database system that addresses these challenges. We introduce a data model for subjective databases. We describe how OPINE translates subjective queries against the subjective database schema, which is done through matching the user query phrases to the underlying schema. We also show how the experiential conditions specified by the user can be combined and the results aggregated and ranked. We demonstrate that subjective databases satisfy user needs more effectively and accurately than alternative techniques through experiments with real data of hotel and restaurant reviews.

1 INTRODUCTION

Database systems model entities in a domain with a set of attributes. Typically, these attributes are objective in the sense that they have an unambiguous value for a given entity, even if the value is unknown to the database, known only probabilistically, or recorded erroneously. Typical examples of such attributes include product specifications, details of a purchase order, or values of sensor readings. The boolean nature of database query languages reinforces the primacy of objective data—a tuple is either in the answer to the query or is not, but cannot be anywhere in between.

However, the world also abounds with *subjective* attributes for which there is no unambiguous value and are of great interest to users. Examples of such attributes occur in a variety of domains, including the cleanliness of hotel rooms, the difficulty level of an online course, or whether a restaurant is romantic. Currently, the data for these attributes, when it exists, is typically left in text reviews or social media, but not modeled in the database and therefore not queryable. As a result, making decisions that involve subjective preferences is labor intensive for the end user.

Figure 1 illustrates that subjectivity can occur in both the data and queries. The lower left quadrant, where both the

Query	Subjective	"Amsterdam Hotels of reasonable price"	"Restaurants that serve delicious food"
	Objective	"List all hotels in Amsterdam <= \$180 per night"	"Restaurants with avg. food_rating > 4.9"
		Objective	Subjective
		Data	

Figure 1: Objective/subjective data and queries.

data and the queries are objective, represents the vast majority of databases today. The lower right quadrant represents how some subjective data has been shoehorned into database systems to date. For example, user ratings of a restaurant are stored in a numerical field, and queries are objective in that they refer to predicates or aggregates on that field (e.g., *return restaurants with an aggregate rating of more than 4.5*). As shown in the upper left hand quadrant, users can pose subjective queries even on objective data. However, in many cases a proper visualization of the answer (e.g., with a histogram or a map) suffices to help the user make their subjective judgment.

This paper introduces the OPINE System, a database system that explicitly models subjective data and answers subjective queries, thereby addressing the challenges in the upper right quadrant of Figure 1. With this capability, OPINE enables a new set of applications where users can search by their subjective preferences.

1.1 Example: experiential search

An important motivating application for subjective databases is *experiential search*. Today's e-commerce search engines support querying by objective attributes of a service or product, such as price, location or square footage. However, as we illustrate in Section 5.1, users overwhelmingly want to be able to search by specifying the experiences they desire, and these are often expressed as subjective predicates. Table 1 shows examples of queries that users should be able to pose.

The domain of hotel search illustrates some of the challenges of experiential search. A subjective database in this domain will have a schema that models hotel rooms with a mixture of objective and subjective attributes.

Consider a user who is searching for a hotel in Amsterdam that costs less than 150 Euros per night, has really clean rooms, and is a romantic getaway. The first condition is objective and simple to satisfy, but the second and third conditions

Table 1: Queries that express experiential preferences.

Domain	Example Query
Hotels	<i>a hotel with a lively bar scene and clean rooms</i>
Dining	<i>a restaurant with a sunset view of Tokyo Tower</i>
Employment	<i>a job with a dynamic team working on social good</i>
Housing	<i>a 2-bedroom apartment in a quiet neighborhood near good cafes</i>
Online education	<i>a 1-week course on python with short programming exercises</i>
Travel	<i>a relaxing trip to a beach on the Mediterranean</i>
Multi-domain	<i>a quiet Thai restaurant next to a cinema that shows Ocean's 8</i>

are subjective. Conceivably, techniques from sentiment analysis and opinion mining [25] can be used to extract relevant descriptions from hotel reviews. However, OPINE faces several novel challenges.

First, OPINE needs to aggregate the reviews in a meaningful way and so they can be queried effectively. To do so, OPINE introduces the concept of *domain markers*, which are the distinctions about the domain that the designer thinks are important for the application. OPINE then aggregates phrases from the reviews along these markers to create *domain summaries*. An application based on OPINE may also decide to expose these markers in the user interface for easier querying. The choice of markers is based on a combination of mining the review data and knowing the requirements of the application and is crucial to the quality of the query results. For example, the designer might decide that room cleanliness can be modeled by {clean, dirty}, while bathroom requires a finer scale, such as {old, standard, modern, luxurious}.

Second, OPINE needs to answer complex queries in a principled way. In our example, OPINE has to combine two subjective query predicates and an objective predicate. The user may also decide to complicate the query and only consider opinions of people who reviewed at least 10 hotels. In that case, OPINE needs to refer back to the review data and consider only reviews by qualified reviewers, which will involve recalculating the room cleanliness scores for every hotel.

Finally, users may not always use terms that fit neatly into the database schema. For example, the user may ask for romantic hotels, but the schema does not have an attribute for romantic. However, OPINE may have background knowledge that suggests that hotels with exceptional service and luxurious bathrooms are often considered romantic. Since the quality of service and bathroom luxury are captured in its schema as subjective attributes, OPINE can reformulate the query for romantic rooms into a combination of attributes in the schema. Users may also query for properties that are not even close to the database schema, such as hotels that are good for motorcyclists. In this case, OPINE will verify this

requirement by falling back on text search in the reviews to see if any reviews mention amenities for motorcyclists.

1.2 Contributions

OPINE addresses the data modeling and query processing challenges needed to make subjective data queryable. Specifically, we make the following contributions:

- **Data model for subjective databases:** The key feature of the model is a new data type called the *linguistic domain* which consists of the set of phrases for describing a subjective attribute. The designer selects a set of *domain markers* that are the phrases in the linguistic domain which she deems to represent the important concepts of the domain. We leverage the linguistic domain to produce high-quality answers to queries and to tailor the extraction from the reviews to the needs of the application. To query OPINE, we introduce a variant of SQL that supports subjective predicates.
- **Techniques for constructing linguistic domains:** We describe how OPINE uses a combination of automatic techniques and human intervention to compute high-quality linguistic domains for its subjective attributes.
- **Query processing techniques for subjective databases:** the query processor of OPINE uses a combination of NLP and IR techniques to translate user queries into the database schema attributes. OPINE then uses a variant of fuzzy logic to combine scores for multiple query predicates.
- **Experimental evaluation:** we demonstrate the effectiveness of OPINE with two domains using real-world review data of hotels and restaurants. The experimental results highlight the need for modeling the subjective attributes and the effectiveness of the main design choices of OPINE. In particular, we compare OPINE with (1) a fine-tuned IR-based baseline search engine and (2) a query engine supporting functionalities of common commercial travel websites. The results showed that OPINE outperforms both baselines by a large margin in terms of query result quality.

Outline: We introduce our data model for subjective databases and subjective queries in Section 2. Section 3 describes how OPINE constructs a subjective attribute by populating its linguistic domain and aggregating the extracted phrases into summaries. Section 4 describes query processing in OPINE. We present our experimental results in Section 5. Finally, we discuss related work in Section 6 and conclude in Section 7.

2 DATA MODEL

The data model of OPINE is based on a new data type that we use for subjective attributes, called *linguistic domains*, and an aggregate view of linguistic phrases called *marker summaries*. We first describe the motivation for these constructs and then show how the schema of a subjective database is designed.

Consider the example of an attribute `room_cleanliness` in the domain of hotels. The raw data for this attribute exists in reviews and social media and consists of a wide variety of phrases such as

- (1) “*The floor in my room was filthy dirty ...*”,
- (2) “*The room was clean, well-decorated and ...*”, or
- (3) “*Spotlessly clean and good location*”.

The challenge OPINE faces is to *aggregate* these phrases into a meaningful signal and to rank hotels appropriately in response to queries that may themselves include different linguistic phrases. The need to aggregate linguistic phrases is one of the key aspects that distinguishes OPINE from text retrieval systems.

To define an aggregation function, there needs to be a scale onto which the aggregation is performed. However, when dealing text, we cannot always arrange the main landmarks in the domain into a linear scale. Hence, OPINE lets the schema designer define a set of *domain markers* (or *markers* for short) in the domain that represent the points onto which we map the reviews. In our example, the markers might be [very_clean, average, dirty, very_dirty] for room cleanliness and a set of markers for beds may be [very_soft, soft, firm, very_firm, ok, worn_out], which contains a combination of a linear scale that measures the degree of softness of bed and other common descriptions. OPINE maintains a *marker summary*, which is a view that aggregates the reviews onto the markers. Specifically, for each hotel, OPINE computes a value representing the membership of each hotel for each marker. For example, the record [very_clean:20, average: 70, dirty:30, very_dirty:10] for a hotel would represent that the hotel is closer to being a member of average than to the other markers. There are different possible aggregation functions. At present, OPINE’s marker summaries are histograms that tabulate the number of reviews closest to each marker.

In addition to aggregating the raw data, the marker summaries serve two other important goals. First, by aggregating the review data offline, query processing can be much more efficient. Accessing the raw data at query time would be prohibitively expensive. Second, the markers showcase important aspects of reviews. Even though OPINE allows end users to use arbitrary keywords in their query, markers can be useful for end users and applications in gauging the ambit of linguistic terms that are supported by marker summaries.

We now describe each of the above components in detail.

Linguistic domains: A *linguistic domain* is defined to be a set of short linguistic phrases (*linguistic variations*) that describe a particular object. The linguistic domain allows OPINE to capture the different ways of describing the cleanliness of a room. For example, {“very clean”, “pretty clean”, “spotless”, “average”, “not dirty”, “dirty”, “stained carpet”, “very dirty”...} is a linguistic domain for the room object.

The linguistic domain is not enumerated in advance. Instead, OPINE bootstraps it by extracting phrases from the review data. Note that phrases in reviews can express an opinion about an object directly (e.g., “very clean room”), or indirectly (e.g., “the room has stained carpet”). Our extraction library supports both types of opinions.

Marker summaries: A *marker summary* is defined over a linguistic domain and is a record type $\text{Rcd} : [f_1, \dots, f_k]$ where Rcd is the name of the record, f_i are names of *markers*, and the type for each field is assumed to be a number. A marker summary for the cleanliness of rooms over the linguistic domain described earlier is shown below.

room_cleanliness:[very_clean, average, dirty, very_dirty]

An instance of the `room_cleanliness` marker summary is [very_clean:90, average:60, dirty:30, very_dirty:20]. We use marker summary to refer to either the record type or the record instance when the context is clear.

Note that phrases in a linguistic domain do not always fall into a simple linear scale of sentiment. For example, the fields we obtained by mining reviews from booking.com show that the quietness of a room may be described with words such as “annoying”, “peaceful”, “very noisy”, “traffic noise”, “constant noise”, which do not follow a natural linear order. The schema designer ultimately decides which fields to include in the record, but OPINE assists her by clustering the linguistic domain. The reviews are then aggregated according to the marker summary.

Schema of a subjective database: The schema of an OPINE application consists of three elements: (1) the main schema that is visible to the user and the application programmer, (2) the raw review data, and (3) the extractions of relevant phrases from the reviews from which we compute marker summaries. We describe each element in turn.

The schema that is visible to the user or the application domain is a finite sequence of relation schemas each of the following form: $R(K, A_1, \dots, A_n)$ where K is the key for R (for simplicity of exposition, we assume it’s a single attribute), and A_1, \dots, A_m are a set of attributes.

We distinguish between two types of attributes. An *objective attribute* is an attribute whose value is based on facts and is largely indisputable. In contrast, there is no ground truth for the value of a *subjective attribute*. The value of a subjective attribute is “influenced by or based on personal beliefs or feelings, rather than based on facts”.¹

The type of a subjective attribute is a marker summary over a linguistic domain. As described earlier, the intuition is that the marker summary keeps a summary (e.g., histogram) of the subjective phrases for that attribute w.r.t. the markers.

¹<https://dictionary.cambridge.org/us/dictionary/english/subjective>

Hotels	hotelname	capacity	address	price_pn
HRoomCleanliness	hotelname	* room_cleanliness		
HBathroom	hotelname	* style		
HService	hotelname	* service		
HBed	hotelname	* comfort		

Marker Summaries

* room_cleanliness: [very_clean, average, dirty, very_dirty]
 * style: [old, standard, modern, luxurious]
 * service: [exceptional, good, average, bad, very_bad]
 * comfort: [very_soft, soft, firm, very_firm, ok, worn_out]

Extraction Relations and Source Reviews

RoomCleanlinessExtraction

hotelname	reviewid	begin	end	phrase
-----------	----------	-------	-----	--------

BathroomExtraction

hotelname	reviewid	begin	end	phrase
-----------	----------	-------	-----	--------

ServiceExtraction

hotelname	reviewid	begin	end	phrase
-----------	----------	-------	-----	--------

BedExtraction

hotelname	reviewid	begin	end	phrase
-----------	----------	-------	-----	--------

SourceReviews

hotelname	reviewid	author	date	text
-----------	----------	--------	------	------

Figure 2: A subjective database schema for the hotel domain. Subjective attributes are prefixed with *.

In our running example, the relations and marker summaries in the left column of Figure 2 are the ones visible to the user.

The key of the Hotels relation is hotelname and it has three objective attributes, capacity, address, and price_pn. There are four additional relations with the same key attribute that contain subjective attributes. The attributes room_cleanliness, style, service, comfort are subjective attributes of the relations HRoomCleanliness, HBathroom, HService, and HBed respectively and their marker summaries are shown in Figure 2 (bottom left).

The linguistic domain of style, for example, is a set of phrases that may include {“modern faucets”, “old shower”, “OK”, “adequate”, “luxurious bath towels”, ... }.

The second part of the schema, the raw review data along with the date and author is stored in the following relation whose key is (hotelname, reviewid).

SourceReviews	hotelname	reviewid	author	date	text
----------------------	-----------	----------	--------	------	------

The third part of the schema includes the extractions from the reviews. The reviews are processed by an information extraction component whose goal is to find phrases describing the subjective attributes of the hotel. The resulting facts are stored in the extraction relations. There is one extraction relation for each subjective attribute. The top 4 relations on the right side of Figure 2 shows the extraction relations for room cleanliness, bathrooms, service, and bed respectively.

For each relation above and each hotel review, the extractor retrieves all appropriate mentions in the text, if any, from the review, stores the span of tokens where the mention occurs with begin and end indicators and the span is stored under phrase. An example of a tuple in the relation RoomCleanlinessExtraction is shown below:

("HolidayHotel", 128, "23", "25", "pretty clean")

Note that if the user desires to query only over recent reviews, such as those that are only made this year, new views of the extractors can be obtained by joining each of them with the SourceReviews relation on the key and placing a condition on date where the year is required to be 2018. The

marker summaries may be incrementally computed, depending on the type of aggregation function used for computing the marker summary. Furthermore, any result returned can be supported with evidence from the reviews on why that result is returned.

A core issue that OPINE needs to address is that of aggregating a large collection of linguistic phrases onto marker summaries, which we will describe in Section 3. In what follows, we describe the query language of OPINE.

Query The OPINE query language is essentially SQL with the extra ability of specifying atomic conditions in natural language in the where clause. For the purposes of this paper, we assume that an OPINE query consists of a single select-from-where clause. For example, assume that our hotel database is for hotels in Amsterdam, then the query for hotels in Amsterdam that cost less than 150 Euros per night, has clean rooms, and is good as a romantic getaway can be expressed as shown below:

```
select * from Hotels
where price_pn < 150 and
      "has really clean rooms" and
      "is a romantic getaway"
```

The where clause is a logical expression over a set of conditions. The example above shows a conjunction of a condition on price and two *query predicates* (or *predicates* in short), which are conditions specified in natural language and they need not be phrases that occur in the reviews. The user can also directly query for clean rooms using the attribute room_cleanliness in the HRoomCleanliness relation. However, to do so she will need to understand the exact semantics of the schema and specify the precise predicate, such as whether “clean rooms” should be interpreted as “very clean”, “average”, “dirty” or “very dirty” rooms. By extending the query language to accept natural language predicates, we can support a broader range of user interfaces to subjective databases. We will describe how OPINE automatically compiles the query predicates against the underlying schema.

Of course, natural language queries can involve non-atomic conditions, but OPINE relies on techniques such as [44] to decompose a complex query into atomic conditions.

As we shall describe in Section 4, our subjective query interpreter compiles the query predicate “*has really clean rooms*” into a predicate over the `room_cleanliness` attribute and the query predicate “*is a romantic getaway*” into a predicate over the `service` and `bathroom` attributes. In the event that the query predicate cannot be interpreted into a predicate over the existing schema, OPINE falls back to the source reviews to arrive at an answer for the query predicate.

In the remaining sections, we describe the query processing framework of OPINE and our implementation of the main components of the system. We begin by describing how we extract values of subjective attributes from reviews, and how we aggregate subjective values into histograms or higher-level views. Finally, we describe how we interpret query predicates to attributes to answer queries over the database.

3 DESIGNING SUBJECTIVE ATTRIBUTES

We now describe how the designer of an OPINE application constructs the schema. Designing a subjective attribute involves creating its linguistic domain, markers, and the marker summaries. One of the unique aspects of OPINE is that we interleave the creation of the schema and the population of the relations containing the extractions from reviews. As we show in Section 5.4.1, such interleaving results in better data quality and better quality of query results.

3.1 Populating a linguistic domain

The linguistic domain of an attribute needs to capture the phrases that people use to describe that attribute in reviews and in queries. In OPINE, we adopt an iterative and semi-automatic approach where the schema designer provides a set of seeds, and OPINE automatically expands upon them. The designer inspects the results of seed expansion and can either remove phrases from the domain or to add ones that do not appear in the reviews. Given the linguistic domain, OPINE generates a set of patterns to extract relevant phrases from the reviews (in our example, populating the relations `RoomCleanlinessExtraction` and `BathroomExtraction`). The designer can also inspect the results of these extractions to further fine tune the linguistic domain.

Designer seeds: The schema designer begins by providing a set of seeds for the subjective attribute. A *seed* for a subjective attribute A is a pair (E, P) where E is a set of entities described by A and P is a set of adjective phrases that refer to those entities. For example, for the attribute `room_cleanliness`, a seed can be:

$$\begin{aligned} E &= \{\text{“room”, “bedroom”}\} \\ P &= \{\text{“clean”, “dirty”, “very clean”, “very dirty”}\} \end{aligned}$$

The designer can also add seeds for sub-entities in the domain. For example, since a room consists of a carpet and furniture, a second seed for `room_cleanliness` can be

$$\begin{aligned} E &= \{\text{“carpet”, “furniture”}\} \\ P &= \{\text{“stained”, “dusty”}\}. \end{aligned}$$

Seed expansion: The set of phrases in the seed forms the initial linguistic domain of A . The linguistic domain is broadened by expanding both E and P with synonyms from the domain. OPINE expands the seeds using a word2vec model that is trained on the collection of reviews. By training the word2vec model on reviews, we can more accurately expand the linguistic domain to phrases that are relevant for the domain at hand. For example, phrases such as “room” may be expanded into “suite”, “executive suite”, or “apartment”.

At every expansion step, the schema designer also has the opportunity to examine the newly added phrases and remove irrelevant phrases. For example, a newly added phrase of “clean” maybe “spacious” which is irrelevant for `room_cleanliness` and hence should be removed.

As we describe in Section 6, the task of mining topics and relevant keywords associated with a topic is widely studied in opinion mining. Unlike previous work, in OPINE the designer can add words that do not appear in the reviews and remove words that she deems inappropriate. As we show in the experiments, the input from the designer can result in significant improvements in the quality of results.

Extracting opinions from text: Given the linguistic domain, we can now extract phrases from the reviews and populate the relations such as `RoomCleanlinessExtraction` and `BathroomExtraction` of Figure 2. For example, if the linguistic domain of `room_cleanliness` contains the phrase “very clean”, we would extract review segments such as “very clean room” and “the bedroom is very clean” from the reviews to populate the `RoomCleanlinessExtraction` relation.

To perform the extraction, we use a declarative information extraction system that is a variant of [40, 41] where we specify the extraction rules. The rules take as input the linguistic domain.

The designer can inspect a sample of the extraction result and based on that decide whether there are any wrong or missing phrases in the linguistic domain. She can then modify the seeds as necessary. The process of creating the linguistic domains and extraction and can be repeated until the designer is satisfied with their quality.

3.2 Defining domain markers

Marker summaries are defined over linguistic domains. The marker summary is manually defined by a schema designer, but OPINE provides suggestions based on the linguistic domain. It should be noted that the designer can define several marker summaries for a particular subjective attribute. For

example, the marker summary for noise levels at a hotel could be different at busy urban locations versus others.

OPINE provides suggestions to the schema designer by performing k -means clustering on the linguistic domain. Afterwards, OPINE suggests a set of markers by selecting the linguistic variations that correspond to the centroid of each cluster. Alternatively, the schema designer can begin by providing an initial set of markers she knows should be included. OPINE then explores the rest of the linguistic domain by considering the clusters that are far from the given markers.

In many linguistic domains (e.g., `room_cleanliness`) a linear order of marker summaries, such as {dirty, average, clean, very clean} is sufficient. In such cases we can generate the markers by leveraging sentiment analysis [4]. In OPINE we compute the sentiment score of a linguistic variation v , denoted as $\text{senti}(v)$, as the average sentiment of all sentences in the source reviews from which v can be extracted. After computing the sentiment scores, we sort the set of linguistic variations by $\text{senti}(\cdot)$ and divide the linguistic variations equally into k buckets. The markers are designated as the linguistic variation in the “center” of each bucket. Anecdotally, we did not observe significant difference in the phrases suggested as markers between k -means clustering and sentiment scoring (for the same k).

3.3 Calculating marker summaries

Once the marker summary is defined, the next step is to aggregate the data from the reviews according to the markers. In general, the appropriate aggregation function depends on the semantics of the attribute. For example, the attribute `friendlyStaff` over time will change more frequently than the attribute `quietLocation`, so in the former case we may want to weigh recent reviews more heavily. As another example, some aspects of a hotel (such as `towelArt`) are mentioned much less frequently than others. In these cases, even few mentions should be considered a strong signal. The full exploration of different possible aggregation functions is beyond the scope of this paper but we believe is an important aspect of building subjective databases.

In the current implementation, OPINE aggregates reviews based on the number of occurrences in the reviews. For example, a `room_cleanliness` marker summary is constructed for each hotel by counting the number of reviews from the `RoomCleanlinessExtraction` relation that contain linguistic variations closest to “very clean”, “average”, “dirty”, “very dirty”, respectively for that hotel. The resulting histogram is the marker summary for that hotel and is stored in the `room_cleanliness` attribute of relation `HRoomCleanliness`.

Figure 3 depicts the marker summaries and linguistic domains and how they are used in processing subjective queries which we describe next.

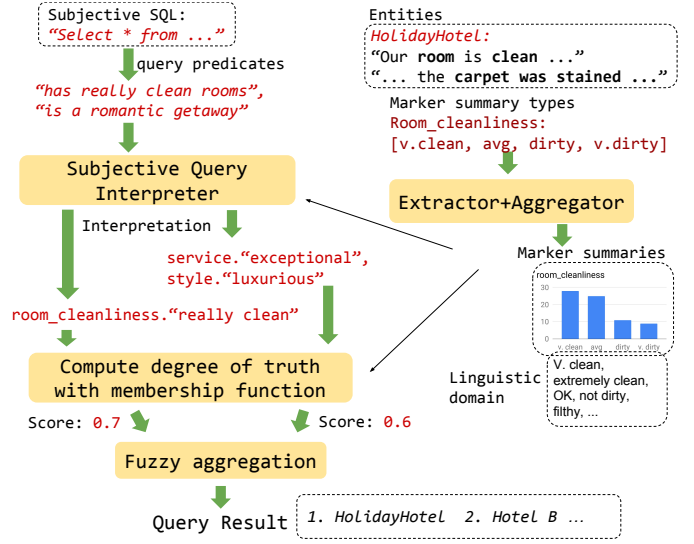


Figure 3: Processing subjective queries with OPINE.

4 PROCESSING SUBJECTIVE QUERIES

We describe how OPINE processes a subjective query. To highlight each of the technical challenges OPINE faces, we begin with the simplest class of queries and then move on to more complex ones. Figure 3 illustrates the entire process.

4.1 Predicates with markers

We begin with queries that contain predicates where each predicate maps to a specific subjective attribute and one of its markers. In this discussion we ignore objective attributes because they do not introduce new challenges.

Consider a subjective query that contains a conjunction of the following query predicates “*has firm beds*” and “*has luxurious bathrooms*”.

```

select * from Hotels h
where “has firm beds” and “has luxurious bathrooms”
  
```

In this example we will assume that the query predicates can be interpreted into the following subjective attributes and their respective markers: `comfort` “firm” and `style` “luxurious”. In general, it may not be possible to translate a query predicate into a specific marker of a subjective attribute or even into a single subjective attribute. Section 4.2 describes how OPINE interprets query predicates.

Once we have the interpretation of each query predicate, we need to compute the *degrees of truth* for each interpreted predicate for each entity in the database. We describe that process in detail in Section 4.3. In this simple case, since the query references markers of the subjective attribute, we assume that the degrees of truth have been computed in advance. Hence, we can focus on the last part of query processing which is to *combine* the degrees of truth of multiple predicates in a principled fashion.

Combining degrees of truth The degrees of truths are combined using fuzzy logic [11, 23]. Fuzzy logic generalizes propositional logic by allowing truth values to be real numbers in the range $[0, 1]$. The real truth value of a logical formula φ represents the degree of φ being satisfied, where a higher value means a higher degree of satisfying φ .

With our example above, we now have the following query. The logical AND is replaced with \otimes and the query predicates have been replaced with their respective interpretations.

```
select * from Hotels h
where h.comfort  $\doteq$  "firm"  $\otimes$  h.style  $\doteq$  "luxurious"
```

In the query above, $h.comfort$ denotes the histogram of the bed comfort of hotel h . The condition $h.comfort \doteq \text{"firm"}$ computes the degree of truth of how well the histogram of bed comfort of hotel h represents the word "firm". Similarly, a degree of truth is computed for $h.style \doteq \text{"luxurious"}$.

The fuzzy logical operator AND is denoted with \otimes . Later we will see queries with OR, which will be denoted by \oplus . In the most classic variant of fuzzy logic [11], $x \otimes y$ is interpreted as $\min(x, y)$, $\text{NOT}(x)$ is interpreted as $(1 - x)$ and $x \oplus y$ is interpreted as $\max(x, y)$. Other variants include the multiplication variant [22], where, following De Morgan's law, $x \otimes y$ is simply xy , negation is $1 - x$ and $x \oplus y$ is $1 - (1 - x) * (1 - y)$. Note that an objective predicate will simply be interpreted as 0 or 1.

Going back to our example, the conditions in the where clause are combined using the multiplication variant, which takes the product of the two degrees of truth. The result is a ranked list of hotels based on the final degree of truth that the entire expression in the where clause evaluates to.

The efficient evaluation of a fuzzy selection queries has been broadly studied in databases, with the *Threshold Algorithm* (TA) [12] and its descendants [20] as the most widely used techniques.

Why fuzzy logic? An alternative to fuzzy logic would be to translate a subjective SQL query into a classic SQL query with hard selection constraints. For example, the previous two conditions can be written as:

$(h.comfort \doteq \text{"firm"}) > 0.8$ and $(h.style \doteq \text{"luxurious"}) > 0.6$

where the thresholds 0.8 and 0.6 are specified by the application or the end-user. Aside from the inherent difficulty of specifying such thresholds in a meaningful fashion, this method may miss entities that may fall slightly out of the specified constraints. For example, a hotel with comfort score slightly less than 0.8 will be discarded from the result set for the above query. In contrast, the fuzzy interpretation is more forgiving and may therefore yield entities with good overall relevance to the query even if it may not satisfy the threshold of 0.8 on comfort. Furthermore, as the number of

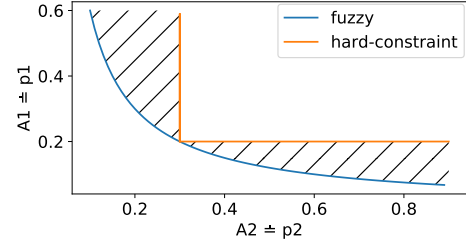


Figure 4: Fuzzy constraints vs. hard constraints. Consider a conjunction of interpreted predicates " $A_1 \doteq p_1 \otimes A_2 \doteq p_2$ " where \otimes is interpreted as multiplication. The fuzzily combined degree of truth is represented by the blue curve (with a score cut-off at 0.06). The hard constraint $(A_1 \doteq p_1) > 0.2 \wedge (A_2 \doteq p_2) > 0.3$ is represented by the rectangular orange curve. Clearly, the semantics under fuzzy logic (blue line) considers more entities than the other approach (orange line) and in particular, the blue line includes those entities that fail to satisfy the hard constraints just by a little (the shaded area).

conditions increases, the number of relevant entities that are potentially missed by the hard constraints only increases. As a consequence, the application or end-user will need to manually tune all the boundary parameters (e.g., 0.2 and 0.3 as in Figure 4) to obtain a good set of results. By interpreting the constraints with fuzzy logic, we naturally consider hotels that lie outside but close to the immediate boundaries. Our experiments (Appendix C.1) show that the multiplication variant outperforms the other variants in terms of the quality of query results.

4.2 Predicates with arbitrary phrases

In the previous section, the query predicates were simple in the sense that it was clear which subjective attribute they refer to and which value (the marker) the user is specifying. The designer of an OPINE application may constrain the user to such queries, but one of the important benefits of subjectivity is that users can specify queries using their own terms. This, in turn, raises two challenges:

- Interpreting the phrase specified by the user: The user may specify a phrase for a subjective attribute that is not a marker. For example, she may ask for a hotel with rooms that are "really clean" or "meticulously clean". In some cases, these phrases may be in the linguistic domain of the subjective attribute and in other cases it may be a phrases that the application has never seen before.
- Determining the subjective attribute(s): in the simplest case, the challenge is to map the predicate to a single subjective attribute (e.g., mapping the predicate *has really clean rooms* to the subjective attribute *room_cleanliness* with the phrase "really clean"). However, the user may

specify predicates that do not correspond directly to a subjective attribute, such as “*is a romantic getaway*”. In this case, a combination of subjective attributes may be equivalent to the predicate, or may at least provide strong evidence for it. For example, OPINE may know that hotels with service, “*exceptional*” and bathroom, “*luxurious*” are usually considered romantic. In other cases, the user may specify a predicate that does not correspond to any subjective attribute such as “*has towel art*”.

The subjective query interpreter is the component of OPINE that translates query predicates onto subjective attributes and their values or to combinations thereof. The interpreter computes an *interpretation* for every predicate in the query. The interpretation consists of expressions of the form $A.p$ where A is an subjective attribute and p is a linguistic variation in the linguistic domain of A . The goal of the interpreter is to find the expression over $A.p$ ’s that best matches q . Each $A.p$ replaces the original query predicate as a condition $A \doteq p$ (e.g., $\text{comfort} \doteq \text{“firm”}$). If a predicate interprets into multiple $A.p$ ’s, OPINE replaces the original query predicate as a disjunction of results. For example, there are two subjective query predicates in our running example: “*has really clean rooms*” and “*is a romantic getaway*”. The predicate “*has really clean rooms*” is interpreted into $\text{room_cleanliness} \doteq \text{“really clean”}$ while the second predicate is interpreted into $\text{service} \doteq \text{“exceptional”}$ and $\text{bathroom} \doteq \text{“luxurious”}$ respectively. We obtain the following fuzzy SQL snippet.

```
select * from Hotels h
where price_pn < 150  $\otimes$ 
      h.room_cleanliness  $\doteq$  “really clean”  $\otimes$ 
      (h.service  $\doteq$  “exceptional”  $\oplus$ 
       h.style  $\doteq$  “luxurious”)
```

As we mention later, the co-occurrence method sometimes takes a conjunction of $A.p$ ’s instead. For example, if both exceptional service and luxurious bathrooms are frequently mentioned together along with romantic getaway, then the above \oplus will be \otimes instead.

As noted earlier, it may not be possible to completely interpret a query predicate in terms of the database schema. Hence, in parallel with trying to interpret the query, OPINE also relies on a text retrieval system (described later in this section) to produce matching scores between database entities and query predicates. In principle, OPINE should combine the scores of the interpreter and the text retrieval system to produce the final ranking. In our current implementation, OPINE uses a threshold to determine whether it has enough confidence in the interpretation, and only if it does not, OPINE falls back on the text-retrieval method.

Predicate interpretation algorithm The interpretation algorithm takes as input a query predicate and returns as

output an expression over the set of $A.p$. OPINE currently uses two methods to interpret query predicates: word2vec and co-occurrences. The SQL query is rewritten based on the interpretation and executed to obtain a ranked list of result.

Word2Vec method: Given a predicate, this method computes the best matching subjective attribute in the schema and the phrase from the attribute’s linguistic domain that best matches with the input predicate. If a variation p of the linguistic domain A is determined to match predicate q well, then q is interpreted into $A.p$ if p occurs as an adjective phrase of q . Observe that q can be outside the linguistic domain. In this case, an adjective phrase p' is extracted from q and the interpretation is $A.p'$.

Word2vec [27] allows one to compute a vector representation of a word or a short phrase (e.g. bi-gram). Two phrases have similar vector representations if they share similar contexts in the text corpus, and so the two phrases are *semantically* similar to each other.

The *closeness of a query predicate q to a variation p* is calculated as follows. Let $\text{subp}(q)$ be the set of all unigrams and bigrams of the phrase q (subp for “subphrases”) and let $k\text{-subp}(q)$ be the set of all k -tuples of $\text{subp}(q)$ and we require that the elements within the same tuple to have disjoint spans. For example, for $q = \text{“very clean room”}$, we have $\text{subp}(q) = \{\text{“very”}, \text{“clean”}, \text{“room”}, \text{“very clean”}, \text{“clean room”}\}$ and $2\text{-subp}(q)$ contains $(\text{“very”}, \text{“clean”})$, $(\text{“very”}, \text{“clean room”})$, and $(\text{“very clean”}, \text{“room”})$ etc., but does not contain $(\text{“very clean”}, \text{“clean room”})$.

Next, we define the k -similarity between a query predicate q and a linguistic variation p of attribute A to be

$$k\text{-sim}(q, p) = \max_{\substack{t^q \in k\text{-subp}(q), \\ t^p \in k\text{-subp}(p)}} \{1/k \cdot \sum_{i=1}^k \cos(t^q[i], t^p[i])\}$$

where \cos computes the cosine similarity of the vector representations of the two subphrases. Intuitively, the k -similarity computes the maximal similarity between k subphrases from the query predicate and k subphrases from the linguistic variation. In our implementation, since the phrases considered are rather short, the parameter k is chosen to be ≤ 2 , which tends to be adequate. However, the definition above can be easily generalized to a higher number of matched subphrases.

In addition to similarity, we also consider the *significance* of a linguistic variation. In the above example, the phrase “very clean room” is similar to “clean room” and “very clean room” with an identical score of 1.0. However, the latter is a better interpretation because “very clean” is more significant than “clean” according to the reviews. We measure the significance of a phrase p by the classic *inverse document frequency* (IDF) [8] denoted by $\text{idf}(p)$, which equals the logarithm of the inverse fraction of the source reviews containing the phrase p . Combined with k -similarity, the word2vec method

computes the expression $A.p$ that maximizes

$$w2v(q) = \max_{A.p} \{k\text{-sim}(q, p) \times \text{idf}(p) \mid k \in [1, 2]\}.$$

To generate n interpretations where $n > 1$, we need to compute the $A.p$'s having the top- n largest $k\text{-sim}(q, p) \times \text{idf}(p)$.

Computing the maximal $w2v(q)$ from scratch at query time can be expensive because the similarity needs to be computed between every subphrase of q and all subphrases in every linguistic domain. For $k = 2$, we notice that the k -similarity $k\text{-sim}(q, p)$ can be computed by enumerating all pairs (q_1, q_2) of non-overlapping subphrases from q and computing similarities with subphrases of p . Let T be all pairs (t_1, t_2) of subphrases from the word2vec model and let

$$2\text{-sim}(t_1, t_2, p) = \max_{(p_1, p_2) \in 2\text{-subp}(p)} \{1/2 (\cos(t_1, p_1) + \cos(t_2, p_2))\}.$$

For all $(t_1, t_2) \in T$, we pre-compute

$$w2v_index(t_1, t_2) = \max_p \{2\text{-sim}(t_1, t_2, p) \times \text{idf}(p)\}$$

to be the maximal score over all linguistic variation p when (t_1, t_2) are fixed. Then, from the query predicate q , we find a pair of q_1 and q_2 indexed in $w2v_index(q_1, q_2)$ that have the maximum score. Hence, for each query predicate q , we have

$$w2v(q) = \max_{(q_1, q_2) \in k\text{-subp}(q)} w2v_index(q_1, q_2).$$

So when processing a query predicate q online, we look up $w2v_index$ with all pairs of non-overlapping subphrases (q_1, q_2) that appears in q in order to compute $w2v(q)$. Since the number of bigrams and unigrams is linear to the size of q , the time for computing $w2v(q)$ (as well as the maximizing $A.p$) reduces to $O(|q|^2)$.

The word2vec method can fail to find a good match with high confidence. When the score returned is below a certain threshold, OPINE will turn to the co-occurrence method, which we describe next.

Co-occurrence method: We can decide whether or not a predicate q should map to an expression $A.p$ according to whether q frequently co-occurs with $A.p$ in the source text of the subjective database. This is especially useful for query predicates that may not be close to any linguistic variation of the existing linguistic domains. For example, the predicate “*is a romantic getaway*” may not occur close to any linguistic variation. However, it frequently occurs in positive reviews where “*excellent service*” and “*five-star bathrooms*” are also mentioned. Hence, it is likely that the query predicate is correlated to the service attribute and “*exceptional service*” is the closest linguistic variation of that attribute. In addition, the query predicate is also close to the style attribute and “*luxurious bathrooms*” is the closest linguistic variation of that attribute to “*five-star bathrooms*”.

Specifically, given a query predicate q , OPINE first searches the source reviews of the subjective database to find all positive reviews where q occurs. We measure the positiveness of

a review by applying sentiment analysis [4]. Among the set of related reviews, we find the top- k reviews ranked by the following scoring function

$$\text{rank_score}(d) = \text{BM25}(d, q) \cdot \text{senti}(d),$$

where d is a review text, $\text{BM25}(d, q)$ is the classic Okapi BM25 [8] ranking function measuring relevance of d and q based on tf-idf and $\text{senti}(d)$ is the sentiment score computed on the review d . Efficient computation of the top- k documents ranked by BM25 is well-studied with mature implementations such as the Elasticsearch [15].

Afterwards, we collect the set of linguistic variations extracted from the top- k reviews. The most correlated variations are the ones with the highest tf-idf score. Formally, for each expression $A.p$, we let $\text{freq}_k(A.p)$ be the number of times the phrase p is extracted for attribute A among the top- k search result. The final interpretation of a query predicate based on co-occurrence consists of a disjunction of all linguistic variations $A.p$ with the top- n highest $\text{freq}_k(A.p) \cdot \text{idf}(p)$. When the top- n highest score is below a certain threshold, OPINE considers the result to be less confident and will turn to the results of text retrieval. Table 7 in the appendix illustrates the strength of the co-occurrence method with outputs from real examples.

As we show in Section 5.3, the simultaneous interpretation of both the query predicates and the raw source text onto the same linguistic domain is key to OPINE obtaining high-quality query results. After interpretation, OPINE computes how well each resulting $A.p$ matches with a database entity by computing the degree of truth (Section 4.3).

Text-retrieval method: In the event that both word2vec and co-occurrence failed to interpret a query predicate with high confidence, we fall back to traditional information retrieval techniques to compute the degree of truth based on ranking scores of each entity w.r.t. the query phrase.

Following a previous work [14], the text-retrieval method represents each entity by a single document D obtained by combining all source reviews of the entity. Then for a subjective query predicate q , OPINE computes the ranking score simply as $\text{BM25}(D, q)$. To convert the value into a degree of truth, we set a constant threshold c and apply the sigmoid function. The returned degree of truth is computed as $\text{sigmoid}(\text{BM25}(D, q) - c)$.

4.3 Computing the degrees of truth from interpretations

After the predicates have been interpreted into an expression over a set of $A.p$, OPINE now needs to compute how well the reviews of each entity represent p for each $A.p$. In other words, OPINE computes a degree of truth, which is a value between 0 (true) and 1 (false) for each interpreted predicate such as `room_cleanliness`. “really clean”.

As mentioned in Section 4.1, the degrees of truth for variations in the linguistic domain of each subjective attribute can be pre-computed so that they can simply be looked up at query time. For phrases that are outside the linguistic domain, the degrees of truth are computed during query time. These degrees of truth, once computed, can also be indexed and so they can be simply retrieved in future.

OPINE has access to the relevant marker summaries through the interpretations obtained. Next, we describe how OPINE translates marker summaries into degrees of truth w.r.t. a phrase and present other methods in Appendix B.

Membership functions OPINE constructs a *membership function* [23] to compute the degree of truth of an interpretation $A.p$ based on the marker summary of A and the corresponding phrase p . In effect, the membership function further aggregates the marker summary to compute the degree of truth. For example, the marker summary [“v. clean” : 20, “avg.” : 10, “dirty” : 1, “v. dirty” : 0] should have a value close to 1 (e.g., 0.95) for the phrase “very clean” since most reviews mentioned that the rooms are clean. In contrast, the marker summary [“avg.” : 10, “dirty” : 10] should have a much lower value (e.g., 0.2) for the phrase “very clean” since half of the extraction results stated that the rooms are dirty.

OPINE uses machine learning to construct the membership functions. Specifically, OPINE trains classification model from labeled tuples $\{(S_i, p_i, y_i)\}_{i \geq 0}$ where each S_i is a marker summary, p_i is a phrase and $y_i \in \{0, 1\}$ is a binary label that indicates whether or not S_i satisfies p_i . The features we use for the classifier are shown in Appendix B.1. Binary classification is suitable for this task because binary labels are less expensive to obtain compared to numeric labels. Furthermore, many popular models such as *logistic regression* compute intermediate values that can be interpreted as a degree of truth in $[0, 1]$. More specifically, logistic regression learns the binary classifier by first learning a *logistic loss function* which can compute the probability (so $[0, 1]$ is its range) of a label being positive given the input tuple. As a result, we can directly use the probability output of the loss function as the membership function by interpreting the probability as the degree of truth. We found in our experiment that with a set of $\sim 8,000$ labeled tuples and a set of engineered features, we obtained a logistic regression classifier of over 80% accuracy in both the hotel and the restaurant domain. Hence, the logistic loss is suitable as a high-quality membership function.

A downside of such method is that they require quality training data and is hence, expensive. However, this method is very versatile as it can be easily extended to incorporate user preferences by using user preferences, profiles, and even hotel profiles as features of the classification model. These will be considered in future versions of OPINE.

5 EXPERIMENTS

We now present the implementation of OPINE and our experimental results.

Overview Our first set of experiments investigates the need for experiential search. We show that a significant proportion of user requirements are experiential in several domains.

In our second set of experiments, we compared the quality of OPINE’s query results with two baselines. To do this, we designed subjective databases for two domains: hotels and restaurants and designed a method for evaluating subjective query results. We show that even when we evaluate OPINE in a conservative way, OPINE outperforms the other two baselines by a margin of at least 5% and as much as 37% over the baselines and a variety of subjective queries.

We also present experimental results on the quality of critical OPINE components. We show that the extractor which we use to produce the linguistic domains of our subjective database schema achieve F1 scores of close to 70% for test sets and close to 90% for development set just after 5 iterations. We also show that the quality of the membership functions improves as the number of markers increases, which also tends to improve the overall query result quality. Finally, we show that the predicate interpretation algorithm achieves a precision of up to 82-88% on the combined use of word2vec and co-occurrence interpretation methods. Additionally, we describe in Appendix B how different membership functions and variants of fuzzy logic operators impact the quality of OPINE’s answers.

5.1 The need for experiential search

Our very first experiment was to verify whether or not users search experientially. To do this, we conducted a user study on Amazon Mechanical Turk [6] to determine what are the important criteria users consider when they search for certain types of entities. More specifically, each MTurk worker is provided with a question for a particular domain. For example, we posed the following task for hotels: “*Suppose you have planned a vacation and are looking for a hotel. Other than cost, list 7 separate criteria you’d likely value the most when deciding on a hotel*”.

Table 2: Subjective attributes in different domains.

Domain	%Subj Attr	Some examples
Hotel	69.0%	cleanliness, food, comfortable
Restaurant	64.3%	food, ambiance, variety, service
Vacation	82.6%	weather, safety, culture, nightlife
College	77.4%	dorm quality, faculty, diversity
Home	68.8%	space, good schools, quiet, safe
Career	65.8%	work-life balance, colleagues, culture
Car	56.0%	comfortable, safety, reliability

We ask 30 workers such questions for each domain. We collected the answers and manually (and conservatively) evaluate whether each criteria is subjective or objective. For example, wifi is a criteria that frequently shows up in hotel search but we interpret it as objective (*is there wifi*) rather than subjective (*fast and reliable wifi*). We asked similar survey questions for other domains such as Restaurant, Education, Career, Real Estate, Car, and Vacation. Table 2 summarizes our results. The table shows that a significant number of the desired properties are subjective for several domains. However, to the best of our knowledge, online services for these domains today provide keyword search over the reviews at best and do not directly support subjective querying.

5.2 Experimental settings

Next, we describe our implementation, how we generate subjective queries for our experiments, and explain how we measure the quality of our query results.

5.2.1 Implementation. We designed two subjective database schemas (for hotels and restaurants) and their respective linguistic domains and marker summaries with OPINE. Table 9 and 10 in the Appendix show the list of subjective attributes and example phrases from the linguistic domain of each attribute. The reviews for hotels and restaurants are from two real-world datasets: Booking.com dataset [9] with 515,739 reviews for 1493 hotels and a subset of the Yelp [10] dataset with 176,302 reviews for 860 restaurants in Toronto. Our code is written in Python and we use standard packages including scikit-learn [29] for logistic regression, NLTK [4] for sentiment analysis, and Gensim [34] for word2vec. All experiments were conducted on a MacBook Pro with 2.3 GHz Intel i5 CPU and 8GB of memory.

OPINE is efficient in processing subjective queries. The average running time of all queries in our experiments is 10.9ms. Hence, we consider the performance aspect of OPINE to be less important and focus instead on investigating the quality of the query results and components.

5.2.2 Generating subjective queries. Since there is no benchmark for subjective queries, our first task was to create one. We use the survey results in Table 2 to construct a set of subjective queries for the hotel and restaurant domains.

First, we manually expand each subjective criterion into subjective query predicates written in multiple linguistic variations. For example, the criterion “quietness” is expanded into the following query predicates: “extremely quiet rooms”, “no traffic noise at night”, “peaceful setting”. As a result, we generated 144 subjective query predicates for hotels and 135 query predicates for restaurants. We construct conjunctions of query predicates by uniform sampling of the predicates. These conjunctions will form the where clauses of our subjective SQL query. We consider 3 sets of queries (easy, medium,

and hard) for each domain. The number of conjuncts in easy, medium, and hard queries are 2, 4, and 7 respectively. Each set consists of 100 subjective queries.

We further increase the complexity of the queries by adding two variations to each query. Specifically, each query is extended with each of the following options which are conditions over objective attributes. For hotel queries, the two options are: (1) find all hotels in London less than \$300 per night and (2) find all hotels in Amsterdam. For restaurant queries, the two options are: (1) find all low-priced restaurants (i.e., price range is one ‘\$’ sign according to yelp) and (2) find all Japanese restaurants.

Table 3 shows some statistics of the hotels/restaurants under each selection predicate. For example, there are 189 London hotels that are less than \$300 per night. Note that the restaurant reviews tend to be longer (higher avg. number of words) and more positive (as indicated by the average polarity returned by the NLTK sentiment analyzer).

Table 3: Review statistics in booking.com and yelp.

	#Entities	#Reviews	avg #words	avg polarity
London, <\$300	189	139,293	34.27	0.19
Amsterdam	91	45,875	37.02	0.21
Low Price	112	22,302	104.01	0.71
JP Cuisine	108	24,701	126.02	0.72

5.2.3 Evaluation Metrics. The best way to measure the quality of the results for subjective queries is not obvious. In these experiments we devise a measure based on how well an entity in the result satisfies the predicates in the subjective query. More precisely, assume a subjective query Q with n query predicates $\{q_1, \dots, q_n\}$ returns top- k entities $E = \{e_1, \dots, e_k\}$. Let $\text{sat}(q_i, e_j) \in \{0, 1\}$ denote whether e_i satisfies q_j . The quality of the result is measured by counting the total number of query predicates that are satisfied by all the k entities in the result:

$$\text{sat}(Q, E) = \sum_{j=1}^k \sum_{i=1}^n \text{sat}(q_i, e_j).$$

Intuitively, a higher $\text{sat}(Q, E)$ indicates that the top- k entities are more relevant to the searched query predicates in Q .

Groundtruth The ground truth of $\text{sat}(q, e)$ is expensive to obtain as it requires one to go through all the reviews. So, we adopt a lighter-weight approach to generate the labels of $\text{sat}(q, e)$. First, we manually identify the subjective attribute A in the schema closest to a query predicate q (e.g., the closest attribute to “with clean rooms” is `room_cleanliness`). Afterwards, we ask a human labeler to label $\text{sat}(q, e)$ by inspecting the marker summary of attribute A . We also notice that many summaries have (1) only a few number of reviews, (2) a large fraction of positive phrases, or (3) a large fraction of negative phrases. In these cases, we can further reduce the

Table 4: Query result quality by the top-10 results in the booking.com dataset (left) and the yelp dataset (right) where quality = #Satisfied-predicates / max. #predicates can possibly be satisfied.

Method	London \wedge <\$300			Amsterdam		
	easy	medium	hard	easy	medium	hard
IR-based	0.65	0.66	0.72	0.68	0.69	0.73
ByPrice	0.64	0.66	0.70	0.49	0.51	0.54
ByRating	0.67	0.68	0.72	0.63	0.65	0.68
1-Attribute	0.75	0.75	0.78	0.70	0.72	0.75
2-Attribute	0.80	0.79	0.82	0.72	0.74	0.77
Opine	0.87	0.85	0.87	0.86	0.86	0.89

Method	Low Price			JP Cuisine		
	easy	medium	hard	easy	medium	hard
IR-based	0.83	0.84	0.85	0.90	0.92	0.93
ByStars	0.61	0.61	0.64	0.83	0.85	0.85
ByReviewCount	0.84	0.85	0.86	0.93	0.94	0.94
1-Attribute	0.87	0.87	0.86	0.92	0.93	0.92
2-Attribute	0.92	0.91	0.90	0.94	0.95	0.95
Opine	0.96	0.98	0.98	0.98	0.99	0.99

labeling cost by avoiding human labelers altogether as labels can be automatically generated with high accuracy using a set of rules. We verified 20 $\text{sat}(q, e)$ labels for restaurants and 20 for hotels by inspecting their source reviews. Both sets have 19/20 labels well-supported by the underlying reviews.

To better illustrate the quality of the query results in our experiments, we also compute $\text{sat-max}(Q)$, the maximum score of the quality of a query result can be when we know the ground truth. We have $\text{sat-max}(Q_i) = \max_E \{\text{sat}(Q_i, E)\}$. For a set of queries $\{Q_1, \dots, Q_N\}$ with query results $\{E_1, \dots, E_N\}$, the *quality of the workload* is then computed as

$$\text{quality}(\{Q_1, \dots, Q_N\}) = \sum_{i=1}^N \text{sat}(Q_i, E_i) / \sum_{i=1}^N \text{sat-max}(Q_i).$$

5.3 Comparing OPINE with baselines

We compare OPINE with two baselines: (1) IR-based search engine (IR) and (2) attribute-based query engine (AB).

The IR baseline uses traditional information retrieval techniques. Specifically, it combines all reviews into a single document and applies the Okapi BM25 [8] retrieval model to obtain entities most-relevant to a given keyword query. In order to make the IR base line more comparable to OPINE, we added to it the capability to perform query expansion and different methods for combining multiple query predicates.

The AB baseline represents what a user can obtain through online services such as booking.com or yelp.com by freely trying combinations of queryable attributes to obtain the best results. Hence, it is a strong baseline for comparing OPINE. For example, to search for a hotel, the user can choose to rank the hotels by price or rating or even the predefined filters for some subjective attributes. We scraped all 8 subjective attributes (Location, Cleanliness, Staff, Comfort, Facilities, Value for Money, Breakfast, Free Wifi) from booking.com. We assume that the user can choose two of the above attributes and rank the hotels by their sums. Among all the combinations of attributes, we pick the one that maximizes the score $\text{sat}(Q, E)$.

Similarly, for restaurant queries, the user can rank the restaurants by the number of stars or by the total number of

reviews received. Additionally, the user can choose to filter the restaurants using one or two of the 29 available categorical attributes in the dataset. Some examples are *ambience*, *GoodForKids*, *GoodForGroups*, *GoodForDessert*. The combination with the maximal $\text{sat}(Q, E)$ is picked.

Table 4 shows the quality results on both datasets. Each column in the tables represents the type of query used. That is, whether it is easy, medium, or hard and extended with an objective predicate (e.g. in Amsterdam). The first row tabulates the results for the IR method, followed by 4 variations of the AB baseline and finally, OPINE. As noted earlier, the numbers represent the proportion of the number of query predicates that are satisfied out of the maximal number of query predicates that can possibly be satisfied.

In both datasets, OPINE outperforms the IR-based baseline by a sizable margin (by ~ 0.15 to ~ 0.22 for hotels queries and by ~ 0.06 to ~ 0.13 for restaurant queries). This is not surprising as the IR baseline blindly retrieves hotels with reviews that contain the query predicates (e.g., “clean”) even if the same reviews contain the opposite negative phrases (e.g., “dirty”) or may have used the phrase “not clean”. On the other hand, OPINE’s membership functions can carefully discern between entities based on the frequencies of positive versus negative phrases. Figure 5 shows an example.

The AB baseline performs relatively better compared to the IR-based approach. The tables clearly show that the result quality increases when more subjective attributes are used. This reaffirms our belief that utilizing subjective attributes is important for experience search engines. Still, OPINE outperforms the AB baseline. We believe this is due to OPINE’s ability to accurately map multiple subjective query predicates to subjective attributes.

Observe that the result quality is generally higher for restaurant queries and hence, OPINE improves over the baseline by a larger margin for hotels than restaurants. This is mainly because the restaurant reviews tend to be more positive (see Table 3’s average polarity). Hence, there are many restaurants (especially those that are above a certain price range) that can easily satisfy most of the query predicates.

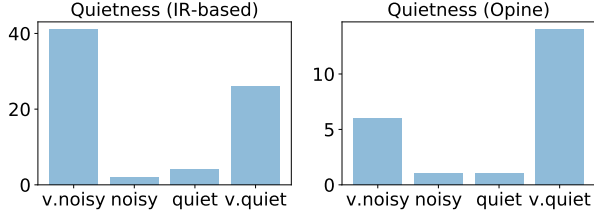


Figure 5: The summaries of room_quietness of two hotels returned by the IR baseline (left) and OPINE (right) for the query “quiet room”. The result by the IR baseline can have high frequency of both “quiet” and “v. noisy” which is not likely to happen in OPINE.

This result also suggests that OPINE brings more value to the user when there is less consensus about the entities in the domain in general.

5.4 Quality of OPINE components

We now evaluate the quality of the extractor and of the predicate interpreter of OPINE.

5.4.1 Extractor and linguistic domain. We evaluate the quality of extraction obtained by the iterative process of constructing the linguistic domains.

The process starts with an initial set of manually selected seeds. The schema designer then runs the extractor on a dev-set of 20 randomly sampled reviews and inspects and modifies the seeds. The process is iterated 4 times to generate the final linguistic domain. Next, we evaluate the extraction quality on a held-out test-set of another 20 reviews. Table 5 shows the extraction quality on two different sets of reviews. We evaluate the quality by manually extracting all the desired linguistic phrases as ground truth and measuring the precision/recall of the extraction on the ground truth.

Table 5: Extractor precision & recall on 20 random reviews of each dataset.

Dataset	Booking.com		Yelp	
	dev-set	test-set	dev-set	test-set
#sentences	74	86	180	169
#subj. phrases	61	63	117	97
Precision	0.92	0.78	0.91	0.81
Recall	0.87	0.64	0.87	0.64

Figure 6 shows a clear trend that the F1 scores in each set of reviews significantly improves as the schema designer iteratively constructs the linguistic domains. Starting from a very low score (~ 0.3 in test-sets and ~ 0.4 in dev-sets), the process helps improve the F1 score to a satisfactory level (~ 0.7 in test-sets and ~ 0.9 in dev-sets). We also observed that the query result quality also improves significantly as the process iterates: at iteration 0, the overall query result quality are 0.78 and 0.83 for hotel queries and restaurant queries

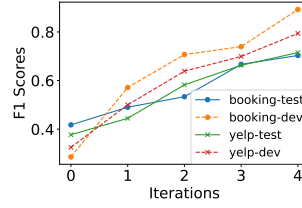


Figure 6: F1 score improve-

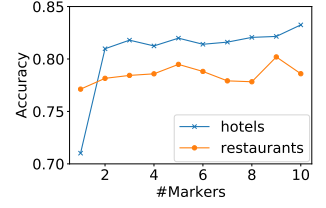


Figure 7: Classification accuracy vs. #markers.

respectively. At iteration 4, the overall query result quality improves to 0.87 (by 0.09) and 0.98 (by 0.15) respectively.

5.4.2 Granularity of markers. We observe that the granularity of the markers can affect the quality of the membership functions used by OPINE. Recall from Section 4.3 that we constructed the membership functions via machine learning with the marker summaries as input. Figure 7 shows that in general, the test classification precision of the logistic regression model increases as the number of markers increases.

5.4.3 Predicate Interpretation. We executed our predicate interpretation algorithm on different sets of query predicates constructed from Section 5.2.2. In addition to the hotel and restaurant queries, we manually extracted 123 short phrases as query predicates from 10 long positive hotel reviews as a dev set for tuning parameters (the different thresholds etc.). Then we evaluated the tuned interpreter on the hotel and restaurant query predicates used in the above experiment. For each predicate, we manually construct a ground truth as the closest subjective attribute that the predicate should be mapped. An interpretation result is counted as correct if the attribute matches exactly with the ground truth and the interpreted phrase is a reasonable one (judged manually).

Table 6 shows the precision of the two methods (word2vec and co-occurrence) when used independently in the predicate interpretation algorithm and when used in combination. Although each individual method (word2vec or co-occurrence) has relatively low precision (74% to 79%), the combined method has a significantly improved precision (82% or 88%). This is because although the co-occurrence method is relatively less accurate, it captures nicely the hard cases (long and uncommon text) that the word2vec method fails to capture.

6 RELATED WORK

The fields of sentiment analysis and opinion mining [25] have developed techniques for extracting subjective data

Table 6: Interpreter precision on query predicates.

Query predicates	size	w2v	co-occur	w2v+co-occur
dev-set	123	0.63	0.58	0.74
Hotel queries	144	0.78	0.74	0.82
Restaurant queries	135	0.79	0.77	0.88

from text. While sentiment analysis tries to decide whether a particular text is positive or negative about an object or an aspect of an object, opinion mining aims to summarize a large collection of sentiments in a way that is informative to the user. In contrast, OPINE incorporates subjective opinion data into a general data management system, and addresses the challenges involved in doing so.

As described, a primary challenge in OPINE is to answer subjective queries over opinion data. A subjective query can be complex involving multiple subjective attributes and objective attributes in addition to filters that restrict the reviews of interest (e.g., prolific reviewers, or reviewers that agree with the user’s taste). To the best of our knowledge, OPINE is the first system to answer complex subjective queries over review data in a principled way. Opinion-based entity ranking [14, 26] are the only works that considered subjective queries and utilized reviews for ranking entities. However, that work did not aggregate the reviews or support complex queries like OPINE. Trummer et al. [38] note that many queries to web search engines are of subjective nature and consider the problem of aggregating subjective opinions about (entity, attribute) pairs (e.g., cute animals). Aroyo and Welty [2] note that in the process of annotating training data for machine learning, there are several fallacies in assuming that there is an objective truth for the annotations. They develop a measure that supports differing subjective opinions from annotators. Finally, subjective databases are different from probabilistic databases [36] in that the latter still assume that there is an objective ground truth but it is not known to the database.

The second challenge OPINE faces is to enable application designers to apply domain semantics to subjective data management. We introduce the concept of marker summaries to provide the designer such flexibility. The designer can tailor the linguistic domains and also which distinctions in the data to highlight in marker summaries. For example, one can have a coarse-grained notion of bathroom cleanliness (clean vs. dirty) or finer distinctions (shower cleanliness, faucet etc.)

OPINE leverages previous work on extracting subjective aspects from reviews in order to construct linguistic domains and extract relevant phrases. This task is related to aspect extraction [5, 17–19, 42] and opinion lexicon construction [7, 13, 16, 18, 19, 25, 25, 33, 35, 37, 39] that are well-studied in opinion mining [25, 30]. OPINE follows a similar approach by bootstrapping the linguistic domains using domain-specific word vectors trained with word2vec [28]. In addition, OPINE involves a human in the loop in the process of extracting the linguistic domains in order to ensure high quality.

OPINE explores a variant of fuzzy logic to combine the scores of multiple query predicates. Fuzzy logic has been used in a myriad of applications in AI, control theory, and even databases with the capability of reasoning with vague

and/or partial predicates like “warm” or “fast” [11, 23, 43]. In contrast to previous work where fuzzy logic is used to reason about “partial truth” or subjective perception of objective attributes like temperatures or speed, our work considers processing queries on data that is itself subjective.

The problem of building natural language interfaces to databases is a long standing one [1] and more recent work (e.g., [21, 24, 31, 32]) has focused on learning how to parse natural language into a corresponding semantic form (e.g., SQL) based on examples of pairs of such. OPINE does not translate natural language into SQL. Instead, it supports query predicates, which are short phrases, that are already embedded in an SQL-like query. Furthermore, the main focus of these works is on parsing objective queries but OPINE interprets and evaluates subjective queries.

7 CONCLUSION

As user-generated data becomes more prevalent, it plays a critical role when users make decisions about products and services. However, by nature user-generated data touches upon subjective aspects of these services for which there is no ground truth. We introduced subjective databases as a key enabling technology for supporting experiential search and built OPINE, a first such system. OPINE is based on a new data model that incorporates user-generated data into a database system that can support complex queries, but also gives the designer flexibility to tune the schema for the application needs. We described how OPINE processes queries that require semantic interpretation and demonstrated that OPINE outperforms alternative approaches.

Subjective databases introduce several new future research challenges. There are many improvements that can be made to how such a system interprets queries specified using natural language. Similarly, a subjective database system should be able to take into a consideration a user profile to provide better search results in case the user chooses to share such a profile. In the longer run, the system should be able to suggest queries to the user based on their profile and based on what may be unusual in the domain. For example, if there are reviews claiming that an expensive hotel has dirty rooms, that would be important to point out to the user because it contradicts their expectations. More generally, the challenge is to model the user’s expectations and point out the unexpected experiential aspects. Finally, the topic of bias on the Web is a very timely one [3], and review data clearly contains biases. One of the interesting areas for future research is to use the expressive query capabilities of a system like OPINE to uncover biases with the goal of helping users make better decisions about their purchases.

REFERENCES

- [1] I. Androutsopoulos, G. D. Ritchie, and P. Thanisch. 1995. Natural Language Interfaces to Databases - An Introduction. *Natural Language Engineering* 1, 1 (1995), 29–81.
- [2] Lora Aroyo and Chris Welty. 2015. Truth Is a Lie: Crowd Truth and the Seven Myths of Human Annotation. *AI Magazine* 36, 1 (2015), 15–24.
- [3] Ricardo A. Baeza-Yates. 2018. Bias on the web. *Commun. ACM* 61, 6 (2018), 54–61.
- [4] Steven Bird and Edward Loper. 2004. NLTK: the natural language toolkit. In *Proceedings of the ACL 2004 on Interactive poster and demonstration sessions*. Association for Computational Linguistics, 31.
- [5] Samuel Brody and Noemie Elhadad. 2010. An Unsupervised Aspect-Sentiment Model for Online Reviews. In *NAACL HLT*. 804–812.
- [6] Michael Buhrmester, Tracy Kwang, and Samuel D Gosling. 2011. Amazon’s Mechanical Turk: A new source of inexpensive, yet high-quality, data? *Perspectives on psychological science* 6, 1 (2011), 3–5.
- [7] Bo Chen, Bo An, Le Sun, and Xianpei Han. 2018. Semi-Supervised Lexicon Learning for Wide-Coverage Semantic Parsing. In *COLING*. 892–904.
- [8] D Manning Christopher, Raghavan Prabhakar, and Schutz Hinrich. 2008. Introduction to information retrieval. *An Introduction To Information Retrieval* 151, 177 (2008), 5.
- [9] Booking.com Dataset. [n. d.]. <https://www.kaggle.com/jiashenliu/515k-hotel-reviews-data-in-europe>.
- [10] Yelp Dataset. [n. d.]. <https://www.yelp.com/dataset>.
- [11] Ronald Fagin. 1996. Combining fuzzy information from multiple systems. In *PODS*. ACM, 216–226.
- [12] Ronald Fagin, Amnon Lotem, and Moni Naor. 2003. Optimal aggregation algorithms for middleware. *Journal of computer and system sciences* 66, 4 (2003), 614–656.
- [13] Ethan Fast, Binbin Chen, and Michael S. Bernstein. 2016. Empath: Understanding Topic Signals in Large-Scale Text. In *CHI*. 4647–4657.
- [14] Kavita Ganesan and Chengxiang Zhai. 2012. Opinion-based entity ranking. *Information retrieval* 15, 2 (2012), 116–150.
- [15] Clinton Gormley and Zachary Tong. 2015. *Elasticsearch: The Definitive Guide: A Distributed Real-Time Search and Analytics Engine*. "O’Reilly Media, Inc."
- [16] William L. Hamilton, Kevin Clark, Jure Leskovec, and Dan Jurafsky. 2016. Inducing Domain-Specific Sentiment Lexicons from Unlabeled Corpora. In *EMNLP*. 595–605.
- [17] Ruidan He, Wee Sun Lee, Hwee Tou Ng, and Daniel Dahlmeier. 2017. An Unsupervised Neural Attention Model for Aspect Extraction. In *ACL*. 388–397.
- [18] Mingqing Hu and Bing Liu. 2004. Mining and summarizing customer reviews. In *SIGKDD*. 168–177.
- [19] Mingqing Hu and Bing Liu. 2004. Mining Opinion Features in Customer Reviews. In *AAAI*. 755–760.
- [20] Ihab F Ilyas, George Beskales, and Mohamed A Soliman. 2008. A survey of top-k query processing techniques in relational database systems. *ACM Computing Surveys (CSUR)* 40, 4 (2008), 11.
- [21] Srinivasan Iyer, Ioannis Konstas, Alvin Cheung, Jayant Krishnamurthy, and Luke Zettlemoyer. 2017. Learning a Neural Semantic Parser from User Feedback. In *ACL*. 963–973.
- [22] Erich Peter Klement, Radko Mesiar, and Endre Pap. 2003. Book Review: "Triangular Norms". *International Journal of Uncertainty, Fuzziness and Knowledge-Based Systems* 11, 02 (2003), 257–259.
- [23] George Klir and Bo Yuan. 1995. *Fuzzy sets and fuzzy logic*. Vol. 4. Prentice hall New Jersey.
- [24] Fei Li and H. V. Jagadish. 2016. Understanding Natural Language Queries over Relational Databases. *SIGMOD Record* 45, 1 (2016), 6–13.
- [25] Bing Liu. 2012. *Sentiment Analysis and Opinion Mining*. Morgan & Claypool.
- [26] Christos Makris and Panagiotis Panagopoulos. 2014. Improving Opinion-based Entity Ranking. In *WEBIST*. 223–230.
- [27] Tomas Mikolov, Kai Chen, Greg Corrado, and Jeffrey Dean. 2013. Efficient estimation of word representations in vector space. *arXiv preprint arXiv:1301.3781* (2013).
- [28] Tomas Mikolov, Ilya Sutskever, Kai Chen, Gregory S. Corrado, and Jeffrey Dean. 2013. Distributed Representations of Words and Phrases and their Compositionality. In *NIPS*. 3111–3119.
- [29] Fabian Pedregosa, Gaël Varoquaux, Alexandre Gramfort, Vincent Michel, Bertrand Thirion, Olivier Grisel, Mathieu Blondel, Peter Prettenhofer, Ron Weiss, Vincent Dubourg, et al. 2011. Scikit-learn: Machine learning in Python. *Journal of machine learning research* 12, Oct (2011), 2825–2830.
- [30] Maria Pontiki, Dimitris Galanis, Haris Papageorgiou, Ion Androutsopoulos, Suresh Manandhar, AL-Smadi Mohammad, Mahmoud Al-Ayyoub, Yanyan Zhao, Bing Qin, Orphée De Clercq, et al. 2016. SemEval-2016 task 5: Aspect based sentiment analysis. In *SemEval-2016*. 19–30.
- [31] Hoifung Poon. 2013. Grounded Unsupervised Semantic Parsing. In *ACL*. 933–943.
- [32] Ana-Maria Popescu, Oren Etzioni, and Henry A. Kautz. 2003. Towards a theory of natural language interfaces to databases. In *IUI*. 149–157.
- [33] Guang Qiu, Bing Liu, Jiajun Bu, and Chun Chen. 2011. Opinion Word Expansion and Target Extraction through Double Propagation. *COLING* 37, 1 (2011), 9–27.
- [34] Radim Rehurek and Petr Sojka. 2011. Gensim-Statistical Semantics in Python. (2011).
- [35] Sascha Rothe, Sebastian Ebert, and Hinrich Schütze. 2016. Ultradense Word Embeddings by Orthogonal Transformation. In *NAACL HLT*. 767–777.
- [36] Dan Suci, Dan Olteanu, Christopher Ré, and Christoph Koch. 2011. *Probabilistic Databases*. Morgan & Claypool Publishers.
- [37] Yen-Jen Tai and Hung-Yu Kao. 2013. Automatic Domain-Specific Sentiment Lexicon Generation with Label Propagation. In *IJWAS*. 53.
- [38] Immanuel Trummer, Alon Y. Halevy, Hongrae Lee, Sunita Sarawagi, and Rahul Gupta. 2015. Mining Subjective Properties on the Web. In *SIGMOD*. 1745–1760.
- [39] Iñaki San Vicente, Rodrigo Agerri, and German Rigau. 2014. Simple, Robust and (almost) Unsupervised Generation of Polarity Lexicons for Multiple Languages. In *EACL*. 88–97.
- [40] Xiaolan Wang, Aaron Feng, Behzad Golshan, Alon Y. Halevy, George A. Mihaila, Hidekazu Oiwa, and Wang-Chiew Tan. 2018. Scalable Semantic Querying of Text. *PVLDB* 11, 9 (2018), 961–974.
- [41] Xiaolan Wang, Jiyu Komiya, Yoshihiko Suhara, Aaron Feng, Behzad Golshan, Alon Halevy, and Wang-Chiew Tan. 2018. Koko: A System for Scalable Semantic Querying of Text. *PVLDB* 11, 12 (2018).
- [42] Xiaohui Yan, Jiafeng Guo, Yanyan Lan, and Xueqi Cheng. 2013. A bitern topic model for short texts. In *WWW*. 1445–1456.
- [43] Lotfi A Zadeh. 1996. Fuzzy logic= computing with words. *IEEE transactions on fuzzy systems* 4, 2 (1996), 103–111.
- [44] Victor Zhong, Caiming Xiong, and Richard Socher. 2017. Seq2SQL: Generating structured queries from natural language using reinforcement learning. *arXiv preprint arXiv:1709.00103* (2017).

APPENDIX

A ADDITIONAL EXAMPLES

Table 7 shows real example outputs of the co-occurrence methods. Although the input query predicates do not fall into any linguistic domains, the interpretation algorithm is still able to produce reasonable output based on co-relations.

Table 7: Example output of the co-occurrence method.

Query Predicates	Top-1 interpretation
Hotels	
for our anniversary	staff. “great staff”
multiple eating options	food. “great food”
nicely greeted by the doorman	staff. “friendly staff”
Restaurants	
informative menu	staff. “knowledgeable staff”
close to public transportation	location. “great location”
quick seating	wait-time. “fast service”

B MEMBERSHIP FUNCTIONS

There are other types of membership functions that can be used for computing degrees of truth in addition to the one described in Section 4.3. We describe two more variants here.

Sentiment-based When the set of markers of the attribute A forms a linear order, such as {“v. dirty”, “dirty”, “avg.”, “v. clean”} of room_cleanliness, the membership function can be based on sentiment analysis. For such attributes, each linguistic variation can be represented by its sentiment as the sentiments are strongly correlated to the linear order of the markers. Recall that the sentiment score of a phrase p , denoted by $\text{senti}(p)$, is the average sentiment score of the sentences where p is extracted from. A higher $\text{senti}(p)$ indicates that phrase p is used in more positive context. For a given interpretation $A.p$, we compute $\text{senti}(p)$ and next, we can compute the average sentiment score of a given record H of A as

$$\text{senti}(H) = \text{AVG}\{\text{senti}(e) | e \in H\}$$

. The difference $\text{senti}(H) - \text{senti}(p)$ computes how well the sentiment of the entity “satisfies” the sentiment of the query predicate. Here, we use $e \in H$ to informally denote a sentence of a review of the hotel that was aggregated by the marker summary H . To turn the difference into a membership in $[0, 1]$, we simply apply the sigmoid function and let

$$\text{mf}_q(H) = \text{sigmoid}(\text{senti}(H) - \text{senti}(q)).$$

We observe in our experiments that, simply averaging the sentiment scores may lead to the problem where even if H consists of only a few high-sentiment elements, it can result in a degree of truth that is close to 1. This is not desirable as the positive opinion has only very low support. To address this issue, we filter out memberships that are statistically insignificant, which means that for H with standard deviation above a threshold $\text{mf}_p(H)$ will be assigned with a low score close to 0.

Similarity-based When the set of markers are not linear, like {“old”, “standard”, “modern”, “luxurious”} of the attribute bathroom, a better choice is to measure the membership by similarity to the query predicate p . More specifically,

given a similarity threshold θ (e.g., 0.8), one possible option of computing the membership can be

$$\text{mf}_p(H) = \frac{|\{e | e \in H \wedge \cos(e, p) > \theta\}|}{|H|}$$

where $\cos(e, p)$ is the cosine similarity of the word2vec representations of e and p . IR models such as tf-idf and BM25 are also valid options for this task. Similar to the sentiment-based approach, we set the degree of truth to be zero if memberships are statistically insignificant. Specifically, we assign $\text{mf}_p(H) = 0$ if H is of size below a certain threshold.

While similarity-based approach does not assume the set of markers are linear, it is coarsely based on counting the number of sentences of reviews that are sufficiently close to q . The machine learning approach, which we describe in Section 4.3, is a more general approach of constructing the membership function.

B.1 Features for the machine learning based membership function

We engineered a set of features for the logistic regression model created for the membership functions in Section 4.3. Recall that an input tuple of the model consists of a marker summary S with k markers and a query predicate p . The features consist of both sentiment-based features and similarity-based features:

- average sentiment score of the marker summary S ;
- the sum frequencies of the positive and negative markers ;
- sentiment score of the query predicate p ;
- the bucketized distribution of the sentiment scores of S (i.e., k equal-length buckets for sentiment scores in the range $[-1, 1]$) ;
- vector representation of p ; and
- the bucketized distribution of the distances from p to the markers of S (i.e., k equal-length buckets for distances in the range $[0, 2]$).

Table 8: OPINE with Logistic regression (LR) vs. other membership functions. vs. other variants of fuzzy logic

Methods	Booking.com		Yelp	
	London	Amsterdam	Low-Price	JP Cuisine
OPINE-(LR, ×)	0.87	0.88	0.97	0.99
Sentiment	0.86	0.86	0.96	0.98
Similarity	0.77	0.82	0.96	0.98
Hard constraints	0.75	0.81	0.95	0.95
MIN-AND	0.85	0.85	0.85	0.91

C ADDITIONAL EXPERIMENTS

C.1 Experiments with the fuzzy operators and membership functions

Table 8 shows how OPINE’s query result quality is affected when different membership functions and variants of fuzzy logic are used. In summary, the multiplication variant of fuzzy logic combined with the use of machine learning based method of computing degrees of truths (LR) produces the best result.

In OPINE the LR model is trained on 10% of the $\text{sat}(Q, E)$ labeled data. We compare that with rule-based approaches

computing the degrees of truth solely based on phrase similarities or on sentiment scores. Compared to the similarity-based method, the improvement of using the LR model is significant in the hotel queries (6–10%) but less significant in the restaurant queries ($\sim 1\%$). Compared to the sentiment-based method, the improvement of using the LR model is about 1% to 2% in each dataset.

We also compared OPINE with two variants that: (1) interpreting the subjective SQL queries into hard boolean constraints and (2) using the MIN-variant of fuzzy logic. By using the multiplication interpretation of the \otimes fuzzy conjunction operator, OPINE gains an improvement varying from 2% to 12% compared to the two alternative methods.

Table 9: Subjective db schema and linguistic domain examples for hotels.

Attribute	Linguistic domain examples			
room ->clean	clean, room	extremely-poor, cleaning	dirty-spots, bathroom	
room ->size	big, room	issue, room-size	good, apartment-size	
room ->quiet	very-quiet room,	noisy, air-conditioning,	hear, traffic	
room ->bathroom	bad, bathrooms	inconsistent, hot water	chipped, bath	
room ->view	nice-view, room	overlooked, beach	facing, street	
room ->bed	super-comfy, bed	comfort, bed	comfortable, bed	
room ->supply	really poor, television	more, teabags	air-condition, room	
room ->interior	tired, decor	warped, flooring	loose, tiles	
location	excellent, location	far-from, centre	walking-distance, main-attractions	
staff	very-friendly, staff	understaffed, reception	disaster, restaurant-manager	
building	stunning, hotel	embarrassingly-ugly, architecture	tired-in-appearance, hotel	
food	very-poor, breakfast	very-good, quality-of-the-food	top-class, food	
value-for-money	reasonable, price	overpriced, drinks	very-expensive, bar	
facility	very-poor, facilities	little-privacy, bar	very-slow, elevator	
operation	very-professional, welcome	ready-early, apartment	very-limited, internet	

Table 10: Subjective db schema and linguistic domain examples for restaurants.

Attribute	Linguistic domain examples			
restaurant ->comfort	cozy, restaurant	pretty-small, place	pretty-crammed, seats	
restaurant ->cleanliness	clean place	a-little-concerned, cleanliness	clean, washrooms	
food ->quality	delicious, food	hit, food-quality	right-hint, sweetness	
food ->variety	extremely-limited, menu	wide-range, food	limited, topping	
food ->quantity	big, portion	lots-to-share, plates	too-much, rice	
food ->vegetarian option	limited, vegetarian-options	very-tasty, vegetarian-options	top, vegetarian-restaurant	
drink ->quality	great, beer	excellent, coffee	enjoyed, brews	
restaurant ->atmosphere	inviting, atmosphere	urban-rustic, ambiance	great, vibe	
wait-time	speedy, service	right-away, sit-down	long, wait	
staff	friendly, staff	really-bad, service	warmly-greeted, staff	
value-for-money	expensive, food	cheap, breakfast	a-bit-steep, price	