

Clustering-Based Codebook Design for MIMO Communication System

Jing Jiang*, Xiaojing Wang*, Guftaar Ahmad Sardar Sidhu[†], Li Zhen*, Runchen Gao*

*Shaanxi Key Laboratory of Information Communication Network and Security

*Xi'an University of Posts and Telecommunications,[†]COMSATS Institute of Information Technology

*Xi'an, China,[†]Islamabad, Pakistan

jiangjing@xupt.edu.cn, xiaojingwang@stu.xupt.edu.cn, guftaarahmad@comsats.edu.pk, lzhengao@stu.xupt.edu.cn, runchengao@stu.xupt.edu.cn

Abstract—Codebook design is one of the core technologies in limited feedback multi-input multi-output (MIMO) communication systems. However, the conventional codebook designs usually assume MIMO vectors are uniformly distributed or isotropic. Motivated by the excellent classification and analysis ability of clustering algorithms, we propose a K-means clustering based codebook design. First, large amounts of channel state information (CSI) is stored as the input data of the clustering, and finally divided into N clusters according to the minimal distance. The clustering centroids are used as the statistic channel information of the codebook construction which the sum distance is minimal to the real channel information. Simulation results consist with theoretical analysis in terms of the achievable rate, and demonstrate that the proposed codebook design outperforms conventional schemes, especially in the non-uniform distribution of channel scenarios.

Index Terms—multiple-input multiple-output (MIMO), channel state information feedback, codebook design, clustering

I. INTRODUCTION

Multiple-input multiple-output (MIMO) technology is one of the key technologies in 4G/5G wireless communication systems, which can obviously increase the link quality and system capacity [1], [2]. The performance gains achieved by MIMO technologies depend on the perfect channel state information (CSI) at both the transmitter and the receiver. However perfect CSI is only a reasonable assumption, the limited feedback MIMO communication systems are feasible in most practical situations. For the limited feedback systems, codebook is a common solution which the receiver only sends the index of the best MIMO weighting vector from a predetermined codebook to the transmitter [3], [4].

During the past decades, some research has been directed toward the development of codebook. Grassmannian quantization codebook was derived to maximize the minimum distance among MIMO codebook vectors. It was assumed that the channel was independently and identically distributed (*i.i.d.*) and its dominant right singular vectors were uniformly distributed in the space [5], [6]. Another approach known as random vector quantization (RVQ), which assumed that

MIMO vectors were isotropic and *i.i.d.*, randomly generated the codebook [7], [8]. Further, discrete fourier transform (DFT) codebook scheme uniformly divided the total angular domain into 2^B quantized parts and generated the codebook only based on the quantization of the angle of arrive/departure [9], [10], where B is the number of feedback bits. One common assumption adopted in [5]–[10] is that the MIMO channel is uniformly distributed or isotropic. However, in the real wireless environment, this assumption may not be always satisfied. Such as the MIMO channel was sparse in the angular domain [11] that their multi-paths are concentrated in a certain angel range. Motivated by this, a non-uniform codebook design was studied in [12] which outperformed the uniform codebook scheme. Hence, the codebook design should adapt to the arbitrary propagation environment, whether it is uniform distribution or not.

With more and more machine learning approaches being introduced to the design of wireless physical layer [13]–[15], a deep learning based CSI feedback method was proposed for Massive MIMO systems, in which the convolutional neural networks transforms the channel matrices to compress representations in the receiver and proceeds the inverse transformation in the transmitter [16], [17]. Similar to [12], [16], [17] assumed that the channel was sparse, which is also not a general hypothesis, e.g., it is not suitable for the rich scattering environment.

K-means algorithm is a famous and commonly used clustering method. Due to the classification and analysis ability for large amounts of data, it has been used in MIMO detections [18], NOMA user clustering [19] and MIMO detection [20]. It is worth noting that the channel information could be clustered into multiple groups and each group of the channel information can be represented by the clustering centroids. Based on this, the codebook design based on K-means clustering is proposed in this paper. The major contributions in this paper are summarized as follows:

Large amounts of CSIs are divided into $N = 2^B$ clusters and characteristics extracted from the clustering centroids are used as the key channel information for DFT codebook construction. The theoretical analysis proves that the sum distance of CSI to the centroid is less than the uniform

This paper was supported by National Natural Science40 Foundation of China under Grant 61871321, National Science41 and Technology Major Project under Grant 2016ZX03001016.42 and Innovation Team Project of Shaanxi Province under Grant43 2017KCT-30-02.

vectors of the traditional codebook designs. Simulation results demonstrate that the proposed codebook design outperforms the conventional DFT schemes and can recognize and adapt to arbitrary propagation environment.

II. SYSTEM MODEL

A. System Model

Consider a single cell MIMO system, N_t/N_r antennas are equipped at the transmitter/receiver, respectively. The received signal \mathbf{y} can be described as

$$\mathbf{y} = \mathbf{H}\mathbf{w}\mathbf{s} + \mathbf{n}, \quad (1)$$

where \mathbf{H} is the $N_r \times N_t$ MIMO channel; \mathbf{s} denotes the 1×1 vector of transmitted symbol; $\mathbf{n} \sim CN(0, \sigma^2 \mathbf{I})$ is the additive white Gaussian noise; \mathbf{w} is the $N_r \times 1$ precoding vector. Considering the power constraint of the transmitter, we take $\|\mathbf{w}\|^2 = 1$.

The codebook $\mathbf{C} = [\mathbf{c}_1, \mathbf{c}_2, \mathbf{c}_3, \dots, \mathbf{c}_{2^B}]$ is shared by both the transmitter and the receiver, as shown in Fig. 1. The transmitter transmits CSI measurement reference signals, and the receiver selects a precoding vector \mathbf{w} among $N = 2^B$ codewords according to the following selection criteria

$$\mathbf{w} = \arg \max_{\mathbf{c}_i \in \mathbf{C}} (|\mathbf{H}\mathbf{c}_i|^2), \forall i. \quad (2)$$

With the limited feedback link, the receiver feedbacks the corresponding codeword index to the transmitter. Based on the index, the transmitter chooses the precoding matrix \mathbf{w} from the codebook \mathbf{C} and processes the transmitted signals with the precoding matrix \mathbf{w} .

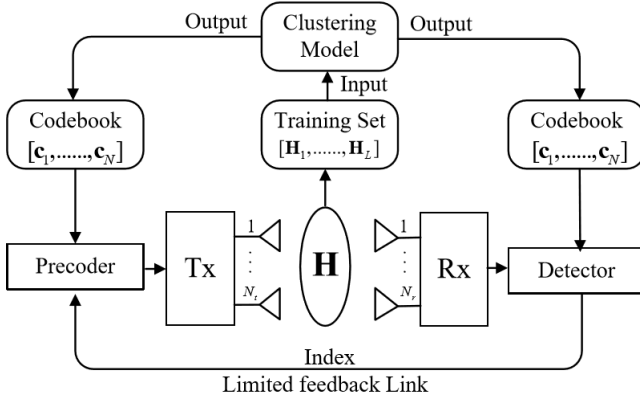


Fig. 1. Block diagram of the limited feedback MIMO systems.

B. Channel Model

The matrix channel \mathbf{H} is adopt the classical narrowband ray-based channel model and a sum of the contributions of p propagation paths [6]. Therefore, the channel matrix \mathbf{H} can be expressed as

$$\mathbf{H} = \sqrt{N_r \times N_t} \sum_{i=1}^p g_i \mathbf{a}(N_r, \phi_i) \mathbf{a}(N_t, \varphi_i)^H, \quad (3)$$

where g_i is the complex gain of the i -th path, which is *i.i.d.* with zero mean and unit variance; $\mathbf{a}(\cdot)$ is the steering vector function; ϕ_i and φ_i are the cosine angle of arrival (AoA) and angle of departure (AoD) of the i -th path, respectively. It can be expressed as

$$\mathbf{a}(N_t, \varphi_i) = \frac{1}{\sqrt{N_t}} [1, e^{j2\pi \frac{d}{\lambda} \cos \varphi_i}, \dots, e^{j2\pi \frac{d}{\lambda} (N_t-1) \cos \varphi_i}]^T$$

$$\mathbf{a}(N_r, \phi_i) = \frac{1}{\sqrt{N_r}} [1, e^{j2\pi \frac{d}{\lambda} \cos \phi_i}, \dots, e^{j2\pi \frac{d}{\lambda} (N_r-1) \cos \phi_i}]^T$$

where λ is the signal wave length, and d is the spacing distance between antenna elements.

C. Problem Description

Assume that the feedback overhead $N=2^B$ is unchanged, the main goal of this paper is to improve the achievable rate in limited feedback MIMO system. Based on the channel model in Eq. (3), the achievable rate is

$$R = \log_2(1 + SNR|\mathbf{H}\mathbf{w}|^2), \quad (4)$$

where the precoding matrix \mathbf{w} is selected form a codebook \mathbf{C} . So \mathbf{w} could also be denoted as \mathbf{c}_i , Eq. (4) is rewritten as

$$R = \log_2(1 + SNR|\mathbf{H}\mathbf{c}_i|^2), \forall \mathbf{c}_i \in \mathbf{C}. \quad (5)$$

In Eq. (2), the achievable rate are related to $\mathbf{c}_i \in \mathbf{C}$. Hence, a codebook be designed such that the achievable rate of any user, any time and any position could be enhanced by the selected codeword in the certain scenario. In other words, the expectation of the achievable rate could be maximized. Thus, it can be formulated as follows

$$\max_{\mathbf{C}} E[R] = \max_{\mathbf{C}} E[\log_2(1 + SNR|\mathbf{H}\mathbf{c}_i|^2)] \quad (6)$$

$$s.t. \forall \mathbf{c}_i \in \mathbf{C}, \|\mathbf{c}_i\|^2 = 1,$$

Eq. (6) can be rewrite as

$$\arg \max_{\mathbf{c}_i \in \mathbf{C}} E[|\mathbf{H}\mathbf{c}_i|^2], \forall i.$$

It is observed that the optimal codeword \mathbf{c}_i could be acquired if the codeword is close to its dominant right singular vectors of the real channel information. Closer the statistic channel information used to the codebook design is the real channel information, greater the performance gain achieved by the codebook design. Therefore, we defined $d(\mathbf{H}, \mathcal{H})$ as $d(\mathbf{H}, \mathcal{H}) = |\mathbf{H} - \mathcal{H}|$. Then, the design principle of the codebook \mathbf{C} is expressed as

$$\max_{\mathbf{C}} E[R] = \min_{\mathbf{C}} E[d^2(\mathbf{H}, \mathcal{H})], \quad (7)$$

where, \mathcal{H} represent the statistic channel information used to the codebook design.

In sum, we will solve the optimization problem of the codebook design which minimize the sum-distance from the real information to the statistic channel information used to the codebook design.

III. CODEBOOK DESIGN SCHEME

Clustering algorithm can divide data objects into several clusters that the similar objects are gathered into a cluster and the distinct objects are assigned to different clusters. It represents lots of data objects by few clusters. Motivated by the feature of the clustering algorithm, we propose the codebook design in which the sum distance is minimal from the statistic channel information used to construct the codebook to the real channel information.

We firstly introduce the main idea of the proposed clustering codebook design. Then, the theoretical analysis of the minimal sum distance is addressed. In the end of this section, we describe the novel codebook design solution based on the clustering algorithm.

A. Main Idea and System Process

As discussed in Section II, the goal of the proposed codebook is to improve the achievable rate by minimizing the sum-distance from the real information to the statistic channel information used to construct the codebook. The main idea and system process are introduced in this section.

K-means algorithm is by far the most popular clustering scheme. The data objects in a same cluster are represented by its centroid, which is a weighted mean of the data objects and has the advantage of clear geometric and statistical meaning. Sparked by this, we cluster lots of channel information and output several centroids applied as the statistic channel information of the codebook construction. Specifically, the sum-distance from the input data to the clustering centroids is used as the feature space of K-means clustering. CSI with minimal distance is gathered into a cluster and different clusters have larger distance. And then the codebook is constructed based on the clustering centroids which possess the minimal sum distance to the real channel information.

The proposed clustering solution is operating in two phases:

- 1) The first phase is clustering the channel information. The base station stores lots of the channel information, then the cloud processing unit processes the big CSI data with K-means clustering algorithm and outputs N centroids which can be regarded as the statistic channel information used to the codebook construction. It is worth noting that the sum distance from the statistic channel information to the real channel information is minimal.
- 2) The second phase is codebook constructing. Exploiting the centroids, the cloud processing unit constructs the codebook integrating MIMO signal processing principle.

The proposed codebook is designed based on the cluster centroid that possess the minimal sum distance from the real information to the statistic channel information, therefore it can maximize the expectation of the achievable rate for any user in any location and any time. Moreover the cloud processing unit can periodically update the clustering processing and continually output the new codebook which can learn and adapt to the wireless environment.

B. Theoretical Analysis

We proved that as the centroid drifts the sum-distance will decrease. In the i -th cluster, we define Δ_i as the gap of sum-distance between the n -th step and the $(n+1)$ -th step centroid,

$$\Delta_i = \sum_{\mathbf{H}_a \in \text{cluster}_i} \left[\|\mathbf{t}_i^n - \mathbf{H}_a\|^2 - \|\mathbf{t}_i^{n+1} - \mathbf{H}_a\|^2 \right], \quad (8)$$

where \mathbf{t}_i^n represents the n -th step centroid selected in the i -th cluster,

$$\begin{aligned} \|\mathbf{t}_i^n - \mathbf{H}_a\|^2 &= \|\mathbf{t}_i^n - \mathbf{t}_i^{n+1} + \mathbf{t}_i^{n+1} - \mathbf{H}_a\|^2 \\ &= \|\mathbf{t}_i^n - \mathbf{t}_i^{n+1}\|^2 + \|\mathbf{t}_i^{n+1} - \mathbf{H}_a\|^2 + \\ &\quad 2(\mathbf{t}_i^n - \mathbf{t}_i^{n+1})^T(\mathbf{t}_i^{n+1} - \mathbf{H}_a). \end{aligned} \quad (9)$$

And then the equation is given by

$$\Delta_i = \|\mathbf{t}_i^n - \mathbf{t}_i^{n+1}\|^2 + 2(\mathbf{t}_i^n - \mathbf{t}_i^{n+1})^T(\mathbf{t}_i^{n+1} - \mathbf{H}_a), \quad (10)$$

$$\Delta_i \geq \|\mathbf{t}_i^n - \mathbf{t}_i^{n+1}\|^2. \quad (11)$$

Since $\|\mathbf{t}_i^n - \mathbf{t}_i^{n+1}\|^2 \geq 0$, we can infer $\Delta_i \geq 0$. That is, the sum-distance in \mathbf{t}_i^n is larger than \mathbf{t}_i^{n+1} .

The sum-distance in all clusters of the proposed codebook is as shown

$$dis_{pro} = \sum_{i=1}^N (\mathbf{H}_a - \mathbf{t}_i) = \sum_{i=1}^N \mathbf{D}_{pro}, \mathbf{H}_a \in \text{cluster}_i, \quad (12)$$

and we define the distance and the sum-distance of the uniform as \mathbf{D}_{uni} and dis_{uni} respectively. Since $\mathbf{D}_{uni} \geq \mathbf{D}_{pro}$, we can infer from this inequality that

$$dis_{uni} \geq dis_{pro}. \quad (13)$$

According to Eq. (11), we can infer that the sum-distance from the input data to the centroid is minimized. Eq. (13) shown that the average sum-distance of the uniform quantization codebook is greater or equal to the proposed codebook.

C. Clustering-based Codebook Design

In this section, two phases are described in detail respectively.

• Phase 1: K-means Based Clustering

Base station stores L data objects of channel information $\Omega_{\mathbf{H}} = [\mathbf{H}_1, \mathbf{H}_2, \dots, \mathbf{H}_L]$. To begin with, N objects are chosen as the initial centroids, where $N = 2^B$ is the number of clusters, it can be determined by the number of feedback bits B . We define the centroids set as: $\mathbf{T} = [\mathbf{t}_1, \mathbf{t}_2, \dots, \mathbf{t}_N]$, where \mathbf{t}_i represent the centroid of i -th cluster.

The principle of K-means Based Clustering contains the nearest neighbor rule and the centroid condition. According to the nearest neighbor rule, each data object on behalf of the channel information is associated to the closest centroid. After all data objects are assigned, new centroid is selected from this cluster based on the centroid condition. Repeat the association of data objects and the refreshment of the centroid until the centroids and the objects in the every cluster keep unchanged.

The nearest neighbor rule and the centroid condition are described as following:

Nearest neighbor rule: Assign \mathbf{H}_n to one of the clusters according to

$$d(\mathbf{H}_n, \mathbf{t}_i) < d(\mathbf{H}_n, \mathbf{t}_j) \quad \mathbf{H}_n \in \Omega_{\mathbf{H}}, \mathbf{t}_i, \mathbf{t}_j \in \mathbf{T}, \quad (14)$$

Then we include \mathbf{H}_n into the i -th cluster.

The i -th clustering result is composed by:

$$\text{Cluster}_i = [\mathbf{H}_a, \dots, \mathbf{H}_b], i \in N, \mathbf{H}_a \in \Omega_{\mathbf{H}}, \quad (15)$$

where Cluster_i represent the i -th cluster, \mathbf{H}_a is the element of the i -th cluster.

Centroid condition: For each cluster, update the centroids as

$$\begin{aligned} \mathbf{t}_i &= \arg \min \sum_{\mathbf{H}_n \in \text{cluster}_i} d^2(\mathbf{H}_n, \mathbf{T}) \\ &= \arg \min \sum_{\mathbf{H}_n \in \text{cluster}_i} \text{tr}(\mathbf{I} - \mathbf{T}^H \mathbf{H}_n \mathbf{H}_n^H \mathbf{T}) \\ &= \min \sum_{\mathbf{H}_n \in \text{cluster}_i} \text{tr}(\mathbf{T}^H \mathbf{R} \mathbf{T}), \end{aligned} \quad (16)$$

where \mathbf{R} is defined as $\mathbf{R} = \sum \mathbf{H}_n \mathbf{H}_n^H, \mathbf{H}_n \in \text{cluster}_i$.

After the end of the loop, we will get N centroids which possess the minimal sum distance to the real channel information in the same cluster. Then we will switch to the second phase.

It is worth mentioning that the clustering phase can be achieved in the background at the base station or the cloud processor, therefore would not influence the communication process of the limited feedback MIMO system.

- Phase II: Codebook Constructing

According to phase I, we obtained N clustering centroids $\mathbf{T} = [\mathbf{t}_1, \mathbf{t}_2, \dots, \mathbf{t}_N]$, which possess the minimal sum distance to the real channel information.

We can generate a codebook by using the clustering centroids which is appropriate for various codebook design algorithms, e.g., the Singular Value Decomposition (SVD) or Discrete Fourier Transform (DFT). We will take DFT-based as an example to illustrate the detail process of codebook construction.

The codebook can be written as $\mathbf{C} = [\mathbf{c}_1, \mathbf{c}_2, \dots, \mathbf{c}_N]$, where the entries of \mathbf{C} is

$$\mathbf{c}_i = \frac{1}{\sqrt{N_t}} [1, e^{-j\frac{2\pi}{\lambda} d \cos \theta_i}, \dots, e^{-j\frac{2\pi}{\lambda} (N_T-1) d \cos \theta_i}]. \quad (17)$$

As discussed in section II, we wish to choose \mathbf{c}_i in order to maximized $\max_{\mathbf{c}_i \in \mathbf{C}} E[R] = \arg \max_{\mathbf{c}_i \in \mathbf{C}} E[|\mathbf{H} \mathbf{c}_i|^2]$. Substituting Eq. (12) into this expression, we find that

$$E(R) = E \left[\log_2 \left(1 + SNR \frac{1}{\sqrt{N_t}} \left| \mathbf{H} \sum_{n=0}^{N_t-1} e^{-j\frac{2\pi}{\lambda} n d \cos \theta_i} \right|^2 \right) \right] \quad (18)$$

Thus, θ is an important parameter to increasing the achievable rate.

According to the clustering centroids, θ_i is equivalent with $\text{phase}(\mathbf{t}_i)$. The Eq. (11) could also be expressed as

$$\mathbf{c}_i = \frac{1}{\sqrt{N_t}} [1, e^{-j\frac{2\pi}{\lambda} d \cos(\text{phase}(\mathbf{t}_i))}, \dots, e^{-j\frac{2\pi}{\lambda} (N_T-1) d \cos(\text{phase}(\mathbf{t}_i))}]^T, \quad (19)$$

$$\text{phase}(\mathbf{t}_i) = \log \mathbf{t}_i \sqrt{N_t} / j, \quad (20)$$

and then $\theta = [\text{phase}(\mathbf{t}_1), \text{phase}(\mathbf{t}_2), \dots, \text{phase}(\mathbf{t}_N)]$, which is satisfies

$$\bigcap_{i=1, \dots, N} \text{phase}(\mathbf{t}_i) = \phi.$$

Therefore, the non-uniform quantization codebook is given by

$$\mathbf{C}(:, i) = \frac{1}{\sqrt{N_t}} * e^{-j\frac{2\pi}{\lambda} d (N_T-1) \cos(\text{phase}(\mathbf{t}_i))}. \quad (21)$$

Then we summarize the procedures in Algorithm 1.

Algorithm 1: clustering based codebook

Input : $N_t, \mathbf{B}, \Omega_{\mathbf{H}} = \{\mathbf{H}_1, \mathbf{H}_2, \dots, \mathbf{H}_L\}$

Output : \mathbf{C}

First stage:

Chooses N samples as the initial centroids, written as

$$\mathbf{T} = [\mathbf{t}_1, \mathbf{t}_2, \dots, \mathbf{t}_N]$$

for $a = 1 : N$

 Calculate the distance from point to the centroids:

$$d(a) = \|\mathbf{H}_n - \mathbf{t}_a\|^2$$

end

$$\mathbf{d} = [d(1), d(2), \dots, d(N)]$$

$$i = \min_{i \in N}(\mathbf{d})$$

divide \mathbf{H}_n into cluster_i

Update the centroid of each cluster according to the criteria

$$\mathbf{t}_i^{opt} = \min \sum_{\mathbf{H}_n \in \text{cluster}_i} \text{tr}(\mathbf{T}^H \mathbf{R} \mathbf{T}), i \in N$$

$$\mathbf{R} = \frac{1}{N_t} \mathbf{H}_n \mathbf{H}_n^H$$

Until the centroids remain unchanged

The final centroids remark as:

$$\mathbf{T} = [\mathbf{t}_1, \mathbf{t}_2, \dots, \mathbf{t}_N]$$

Second stage:

Calculate the angle information of $\text{phase}(\mathbf{t}_i)$ contained in \mathbf{t}_i

$$\text{phase}(\mathbf{t}_i) = \log \mathbf{t}_i \sqrt{N_t} / j$$

$$\theta = [\text{phase}(\mathbf{t}_1), \text{phase}(\mathbf{t}_2), \dots, \text{phase}(\mathbf{t}_N)]$$

non-uniform quantization codebook can be written as:

$$\mathbf{C}(:, i) = \frac{1}{\sqrt{N_t}} e^{-j\frac{2\pi}{\lambda} d (N_T-1) \cos(\text{phase}(\mathbf{t}_i))}$$

IV. SIMULATION RESULTS

In this section, the performance of our proposed codebook design is evaluated using computer simulations. For comparison, the clustering-based codebook design and the conventional codebook design are also simulated with various channel condition and antenna configuration. Consider a MIMO limited feedback system as described in [22], [23]. Both the transmitter and the receiver configure the uniform

linear array (ULA) with 0.5λ antenna spacing. For p multipaths in Eq. (2), the mean angles of AoD are set to be $\varphi = \varphi_0 + \Delta\varphi$, where φ_0 is a constant that is randomly selected within $[0, 2\pi]$ and the angle spreads are set as $\Delta\varphi$. $\Delta\varphi$ is randomly selected within $[0, \varphi_{BW}]$. The angle spread φ_{BW} is the parameter distinguishing the different channel distribution. In the simulations, the angle range of the traditional DFT codebook construction is π . Correspondingly, φ_{BW} is equal to $\pi/6$, $\pi/3$, and π which refers to the non-uniform scenario with small angle spread, the non-uniform scenario with middle angle spread, and the uniform scenario, respectively.

Fig. 2, Fig. 3 and Fig. 4 compare the achievable rate of the proposed codebook scheme with different numbers of transmitting antennas. In un-uniform scenario (φ_{BW} is equal to $\pi/6$, $\pi/3$) shown in Fig. 2 and Fig. 3, the proposed codebook scheme outperforms the traditional DFT codebook scheme. More importantly, the performance gaps between the proposed schemes and the traditional codebook designs are more obvious as the angle spread decreases. It can be explained that the proposed codebook design could learn the channel statistical characteristics, but the uniform assumption of the traditional codebook designs is contradictory with the real environment. On the other hand, in uniform scenario shown in Fig. 4, the proposed algorithm achieves the same performance curve with the conventional one in uniform distribution. Because the statistical characteristics learned the proposed codebook design are same the assumptions of the traditional codebook designs, and both of them coordinate with the real channel information.

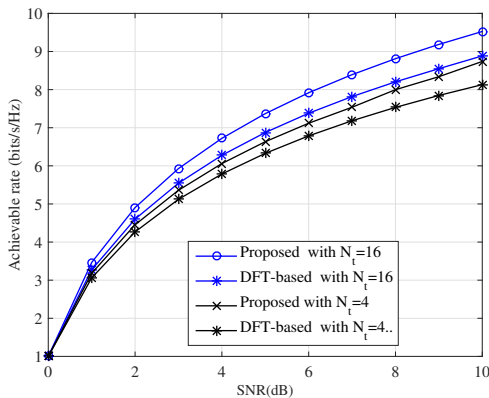


Fig. 2. Achievable rate comparison with different numbers of transmitting antennas, where $\varphi_{BW} = 30^\circ$.

V. CONCLUSION

In this paper, we developed a novel MIMO codebook design based on K-means clustering algorithm. The proposed codebook design leverage the K-means clustering to form N clustering centroids in which the sum distance is minimal from the statistic channel information used to construct the codebook to the real channel information. Therefore the proposed codebook design can maximize the expectation of

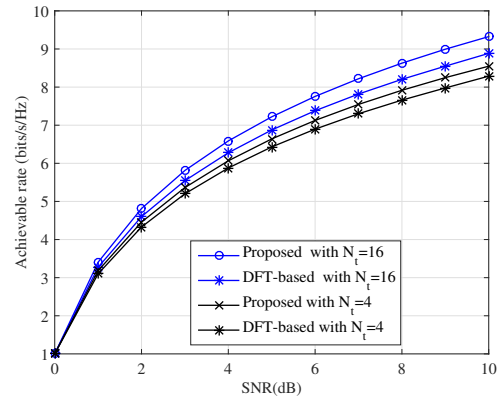


Fig. 3. Achievable rate comparison with different numbers of transmitting antennas, where $\varphi_{BW} = 60^\circ$.

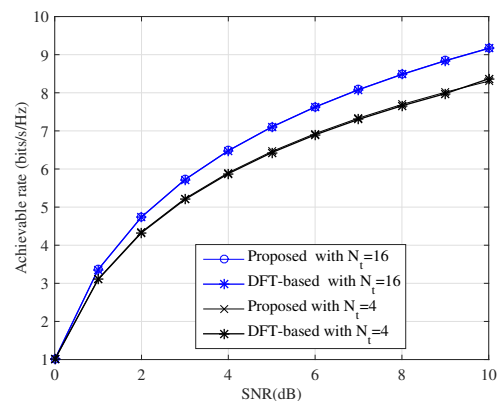


Fig. 4. Achievable rate comparison with different numbers of transmitting antennas, where $\varphi_{BW} = 180^\circ$.

the achievable rate. Both the theoretical analyses and simulation results demonstrate that the proposed codebook design outperforms conventional schemes, especially in the non-uniform distribution of channel scenarios. Fortunately, with periodically updating the clustering processing, the proposed codebook design can continually learn and adapt to the real environment.

REFERENCES

- [1] A. J. Paulraj, D. A. Gore, R. U. Nabar and H. Bolcskei, "An overview of MIMO communications - a key to gigabit wireless," in *Proceedings of the IEEE*, vol. 92, no. 2, pp. 198-218, Feb. 2004.
- [2] F. Rusek et al., "Scaling Up MIMO: Opportunities and challenges with very large arrays," in *IEEE Signal Proc Maga*, vol. 30, no. 1, pp. 40-60, Jan. 2013.
- [3] D. J. Love, R. W. Heath, V. K. N. Lau, D. Gesbert, B. D. Rao and M. Andrews, "An overview of limited feedback in wireless communication systems," in *IEEE J Sel Area Comm*, vol. 26, no. 8, pp. 1341-1365, October 2008.
- [4] Y. Jeon and M. Min, "Large system analysis of two-stage beamforming with limited feedback in FDD massive MIMO systems," in *IEEE T Veh Techno*, vol. 67, no. 6, pp. 4984-4997, June 2018.
- [5] D. J. Love, R. W. Heath and T. Strohmer, "Grassmannian beamforming for multiple-input multiple-output wireless systems," in *IEEE Transactions on Information Theory*, vol. 49, no. 10, pp. 2735-2747, Oct. 2003.

- [6] D. J. Love and R. W. Heath, Grassmannian beamforming on correlated MIMO channels, *IEEE Global Telecommunications Conference, 2004. GLOBECOM 04.*, Dallas, TX, 2004, pp. 106-110 Vol.1.
- [7] V. Raghavan and V. V. Veeravalli, Ensemble properties of RVQ-based limited-feedback beamforming codebooks, in *IEEE T Inform Theory*, vol. 59, no. 12, pp. 8224-8249, Dec. 2013.
- [8] V. Raghavan, M. L. Honig and V. V. Veeravalli, Performance analysis of RVQ-based limited feedback beamforming codebooks, 2009 *IEEE International Symposium on Information Theory*, Seoul, 2009, pp. 2437-2441.
- [9] D. J. Love and R. W. Heath, "Equal gain transmission in multiple-input multiple-output wireless systems," in *IEEE Transactions on Communications*, vol. 51, no. 7, pp. 1102-1110, July 2003.
- [10] A. Alkhateeb, G. Leus, and Heath Jr. Robert W, Limited feedback hybrid precoding for multi-user millimeter wave systems, *IEEE Trans. Wireless Commun.*, vol. 14, no. 11, pp. 6481-6494, Nov. 2015.
- [11] Yun Chen, Da Chen, Tao Jiang, Hybrid precoding based on non-uniform quantization codebook to reduce feedback overhead in millimeter wave MIMO systems, preprint,2018.[online].Available <https://arxiv.org/abs/1803.00342>
- [12] B. Wang, F. Gao, S. Jin, H. Lin and G. Y. Li, "Spatial- and frequency-wideband effects in millimeter-wave massive MIMO systems," in *IEEE T Signal Proces*, vol. 66, no. 13, pp. 3393-3406, 1 July1, 2018.
- [13] Y. Bas, tanlar and M. O zuysal, Introduction to Machine Learning. Totowa, NJ: Humana Press, 2014, pp. 105C128.
- [14] C. Jiang, H. Zhang, Y. Ren, Z. Han, K. Chen and L. Hanzo, Machine learning paradigms for next-generation wireless networks, in *IEEE Wirel Commun*, vol. 24, no. 2, pp. 98-105, April 2017.
- [15] T. Wang, C. Wen, H. Wang, F. Gao, T. Jiang and S. Jin, Deep learning for wireless physical layer: Opportunities and challenges, in *China Communications*, vol. 14, no. 11, pp. 92-111, Nov. 2017.
- [16] C. Wen, W. Shih and S. Jin, Deep learning for massive MIMO CSI feedback, in *IEEE Commun Lett*, vol. 7, no. 5, pp. 748-751, Oct. 2018.
- [17] T. Wang, C. Wen, S. Jin and G. Y. Li, Deep learning-based CSI feedback approach for time-varying massive MIMO channels, in *IEEE Commun Lett*.
- [18] Y. Huang, P. P. Liang, Q. Zhang and Y. Liang, A machine learning approach to MIMO communications, 2018 *IEEE International Conference on Communications (ICC)*, Kansas City, MO, 2018, pp. 1-6.
- [19] J. Cui, Z. Ding, P. Fan and N. Al-Dhahir, Unsupervised machine learning based user clustering in mmwave-NOMA systems, in *IEEE T Wirel Commun*.
- [20] H. Liang, W. Chung and S. Kuo, Coding-Aided K-means clustering blind transceiver for space shift keying MIMO systems, in *IEEE T Wirel Commun*, vol. 15, no. 1, pp. 103-115, Jan. 2016.
- [21] A. Goldsmith, S. A. Jafar, N. Jindal and S. Vishwanath, "Capacity limits of MIMO channels," in *IEEE J Sel Area Comm*, vol. 21, no. 5, pp. 684-702, June 2003.
- [22] H. Xie, F. Gao, S. Zhang, S. Jin, A unified transmission strategy for TDD/FDD massive MIMO systems with spatial basis expansion model *IEEE Trans. Veh. Technol.*, vol. 66, no. 4, pp. 3170-3184, Apr. 2017.
- [23] H. Xie, F. Gao, S. Jin, J. Fang, and Y.-C. Liang, Channel estimation for TDD/FDD massive MIMO systems with channel covariance computing, *IEEE Trans. Wireless Commun.*, vol. 17, no. 6, pp. 4206f4218, June 2018.