

A typed parallel λ -calculus for graph-based communication

Federico Aschieri, Agata Ciabattoni, and Francesco A. Genco

Institute of Logic and Computation, TU Wien, Vienna (Austria)

Abstract. We introduce λ_{\parallel} - a simple yet powerful parallel extension of simply typed λ -calculus. λ_{\parallel} is extracted by Curry–Howard correspondence from logics intermediate between classical and intuitionistic logic. Its types are liberal enough to allow arbitrary communication patterns between parallel processes, while guaranteeing that any reduction strategy is terminating. λ_{\parallel} is equipped with an algorithm to extract typing rules from any graph-specified communication topology in such a way that the typed terms can only communicate according to the topology. The expressive power of our language is showcased by examples of parallel programs, ranging from numeric computation to algorithms on graphs.

1 Introduction

Nowadays powerful computer architectures make parallelism and concurrency feasible, and parallel functional programming is a promising paradigm to exploit them. An effective way for functional processes to communicate is via asynchronous message-passing [1,12,19]. Simple examples of interaction between processes, also called *communication topologies*, are:

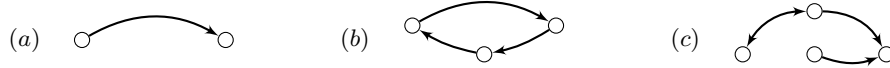


Fig. 1: Examples of communication topologies

where nodes represent processes, and arcs represent directed communication channels. Other useful forms of communication in process systems include many-to-one and one-to-many; such communications can be implemented for instance in the language Eden [19] using the functions *merge* and *split*. In general, different programs, or systems, need different communication topologies. By forbidding communication channels between specified processes, these topologies can also be used to constraint the way processes communicate. Implementing topologies “by hand” is a tedious and sometimes error-prone task. Hence the usefulness of tools like Grace [16] (Graph-based Communication in Eden), which enables programmers to declare and encode network topologies as graphs and provides special constructs to generate the actual process networks: the processes are created and the communication channels are installed.

Functional programming languages are all based on the λ -calculus, which is deeply connected to logic: every proof in the natural deduction for intuitionistic logic (**IL**) is isomorphic to a λ -term and the proved formula can be interpreted as a *type*. In this paradigm, known as Curry–Howard correspondence [17], evaluation of λ -terms can be seen as making the proofs more direct (normalization theorem). The main consequence of this correspondence is the possibility of extracting correct-by-construction and terminating programs from logical proofs.

Despite the introduction of various parallel or concurrent λ -calculi (e.g. [8] [23,28,27,2]), there is no commonly accepted basis for parallel functional computation, no foundation as firm as the λ -calculus. In general, the unsuccessful attempts to define satisfactory concurrent extensions of the λ -calculus led Milner [21] to introduce CCS, the forefather of process calculi, the best known of which is the π -calculus [22,26]. Process calculi, nonetheless, are mainly intended for *modeling* concurrent systems, not for writing functional programs.

In this paper we introduce λ_{\parallel} , a logic-based parallel functional language whose communication schemata can model arbitrary process network topologies. Based on the simply typed λ -calculus, λ_{\parallel} is obtained by extending the Curry–Howard correspondence to intermediate logics. λ_{\parallel} is equipped with an algorithm to extract typing rules from graph-specified communication topologies in such a way that the typed terms can only communicate according to the topology. We also show that the evaluation of λ_{\parallel} terms always terminates in finitely many steps, regardless of the reduction strategy (strong normalization theorem).

From Logic to Computation: the λ_{\parallel} calculus Following the ideas of process-oriented programming, an effective way to code a parallel algorithm or a concurrent system into a programming language is to start from a communication topology specified by a directed graph. The next task is to set up the communication structure between the processes involved in the computation. This communication structure, which is enforced in λ_{\parallel} by its typing rules, is defined by using logic. We indeed start by encoding reflexive directed graphs modeling process networks as disjunctive axioms of the form

$$(\mathbb{A}_1 \rightarrow \mathbb{A}_1 \wedge \mathbb{B}_1) \vee \dots \vee (\mathbb{A}_m \rightarrow \mathbb{A}_m \wedge \mathbb{B}_m) \quad (1)$$

such that all \mathbb{B}_i are either \perp or a conjunction of some $\mathbb{A}_1, \dots, \mathbb{A}_m$. Intuitively each \mathbb{A}_i represents a process in the network specified by the graph, and \mathbb{B}_i is the list of processes that are connected to \mathbb{A}_i by an outgoing arc, or \perp if there are no such processes. The intuitive reading of $(\mathbb{A}_i \rightarrow \mathbb{A}_i \wedge \mathbb{B}_i)$ is that all conjuncts in \mathbb{B}_i , as well as \mathbb{A}_i itself, can send messages to \mathbb{A}_i . We allow \mathbb{A}_i to send a message to itself in case \mathbb{A}_i wants to save it for later use, thus simulating a memory mechanism. The addition of these axioms to **IL** leads to logics intermediate between classical and intuitionistic logic; examples of such logics include classical logic, cyclic logic [20], Gödel logic, and n -valued Gödel logic.

The original Curry–Howard correspondence relates intuitionistic natural deduction proofs and simply typed λ -terms. Here we establish a correspondence between intermediate logics obtained from **IL** by allowing a limited use of the

axioms (1) and λ_{\parallel} -terms. The terms typed using the natural deduction rules corresponding to the restricted use of these axioms contain as many parallel processes as the number of premises. For example the decorated version of the rules for the axiom schema $em = (\mathbb{A} \rightarrow \mathbb{A} \wedge \perp) \vee (\mathbb{B} \rightarrow \mathbb{B} \wedge \mathbb{A})$, intuitionistically equivalent to the excluded middle law, and $C_3 = (\mathbb{A} \rightarrow \mathbb{A} \wedge \mathbb{B}) \vee (\mathbb{B} \rightarrow \mathbb{B} \wedge \mathbb{C}) \vee (\mathbb{C} \rightarrow \mathbb{C} \wedge \mathbb{A})$ are:

$$\begin{array}{c} [a : A \rightarrow A \wedge \perp] \quad [a : B \rightarrow B \wedge A] \quad [a : A \rightarrow A \wedge B] \quad [a : B \rightarrow B \wedge C] \quad [a : C \rightarrow C \wedge A] \\ \vdots \quad \quad \quad \vdots \quad \quad \quad \vdots \quad \quad \quad \vdots \quad \quad \quad \vdots \\ \frac{u : C \quad v : C}{a(u \parallel v) : C} (em) \quad \quad \quad \frac{t : D \quad u : D \quad v : D}{a(t \parallel u \parallel v) : D} (C_3) \end{array}$$

with the following restriction:

- (*) each one of t, u and v is a parallel composition of simply-typed λ -terms that cannot communicate with each other.

The variable a represents a private communication channel that behaves similarly to the π -calculus restriction operator ν [22,26]. The typing rules establish how the communication channels connect the terms. For example, (em) encodes the fact that the process v can receive a message of type A from the process u :

$$a(\mathcal{C}[a s] \parallel \mathcal{D}[a t]) \mapsto a(\mathcal{C}[a s] \parallel \mathcal{D}[\langle t, s \rangle])$$

where \mathcal{C} and \mathcal{D} are contexts. The rule (C_3) , on the other hand, encodes the fact that t can receive a message from u , u from v and v from t . The behavior of these channels during the actual communications is defined by the reduction rules of the calculus. If we omit reflexive edges, the communication topologies corresponding to the reductions for the above rules are (a) and (b) in Figure 1. In particular, (em) implements the simplest message-passing mechanism, similar to that of the asynchronous π -calculus [15], and (C_3) implements cyclic communication among three processes.

Although the restriction (*) represents a limitation from the logical point of view, it enables us to define very simple and yet expressive reduction rules and to prove the strong normalization of the resulting calculus. Its expressive power is indeed showcased by examples ranging from numeric computation to parallel algorithms on graphs.

Plan of the paper In Section 2 we briefly recall simply typed λ -calculus. Section 3 introduces the typing system for the calculus λ_{\parallel} , its terms and the communication structures induced by the typing rules. The basic rules for triggering and resolving the actual communications – the reduction rules of λ_{\parallel} – are presented in Section 4 and used in Section 7 to write λ_{\parallel} programs implementing Scott’s parallel OR, a parallel algorithm for computing π , and the parallel version of the Floyd–Warshall algorithm for computing the shortest path between two nodes in a graph. Section 5 describes our method for automatically extracting λ_{\parallel} typing rules from any graph-based communication. Section 6 contains the strong normalization proof, while Section 8 compares λ_{\parallel} to related process calculi and parallel λ -calculi.

$x^A : A$	$\frac{u : \perp}{u \text{efq}_P : P}$	with P atomic, $P \neq \perp$	$[x^A : A]$	
$\frac{u : A \quad t : B}{\langle u, t \rangle : A \wedge B}$	$\frac{u : A \wedge B}{u \pi_0 : A}$	$\frac{u : A \wedge B}{u \pi_1 : B}$	$\frac{u : B}{\lambda x^A u : A \rightarrow B}$	$\frac{t : A \rightarrow B \quad u : A}{tu : B}$

Table 1: Type assignments for the simply typed λ -calculus.

2 Curry–Howard in a nutshell

The calculus λ_{\parallel} is an extension of simply typed λ -calculus: a fragment of λ -calculus typed by the function space and Cartesian product types, see e.g. [13]. Table 1 contains the type assignments for λ -terms. Terms which have been typed by such rules are called **simply typed λ -terms** and are denoted here by t, u, v, \dots . We fix basic notation, definitions and terminology that will also apply to λ_{\parallel} . Terms may contain variables $x_0^A, x_1^A, x_2^A, \dots$ of type A for every formula A . Free and bound variables of a proof term are defined as usual. We assume the standard renaming rules and α -equivalences that avoid the capture of variables during reductions.

The typing rules of simply typed λ -calculus, stripped of λ -terms, are exactly the inference rules of Gentzen’s natural deduction system **NJ** for **IL**. Actually, if $\Gamma = x_1 : A_1, \dots, x_n : A_n$, and all free variables of a term $t : A$ are in x_1, \dots, x_n , from the logical point of view, t represents an intuitionistic natural deduction derivation of A from the hypotheses A_1, \dots, A_n . We will thus write $\Gamma \vdash t : A$.

This is the so-called Curry–Howard correspondence [17], which reads intuitionistic formulas as types and maps **NJ** derivations to simply typed λ -terms. Remarkably, the evaluation of λ -terms can be seen as a procedure for making **NJ** derivations more direct, namely, only containing formulas already present in the conclusion or in the premises (*subformula property*). For example, β -reduction $(\lambda x^A u)t \mapsto u[t/x]$ corresponds to the following proof transformation:

$$\frac{\frac{[x^A : A]}{\vdots} \quad \frac{u : B}{\lambda x^A u : A \rightarrow B}}{(\lambda x^A u)t : B} \quad \frac{t : A}{u[t/x] : B} \quad \mapsto$$

This reduction and others, introduced in [24], form the logical backbone of the reduction rules for λ_{\parallel} presented in Table 3.

Notation. \rightarrow and \wedge associate to the right. By $\langle t_1, t_2, \dots, t_n \rangle$ we denote the term $\langle t_1, \langle t_2, \dots \langle t_{n-1}, t_n \rangle \dots \rangle \rangle$ and by $\langle t_1, t_2, \dots, t_n \rangle \pi_i$, for $i = 0, \dots, n$, the term $\langle t_1, t_2, \dots, t_n \rangle \pi_1 \dots \pi_1 \pi_0$ containing the projections that select the $(i+1)$ th element of the sequence. We define as usual $\neg A$ as $A \rightarrow \perp$ and \top as $\perp \rightarrow \perp$.

3 The Typing System of λ_{\parallel}

The parallel calculus λ_{\parallel} extends the simply typed λ -calculus with channels for multi-party communication and reduction rules for message exchange.

In order to type parallel terms that interact according to possibly complex communication mechanisms, we build on ideas from [6,11] and base the Curry–Howard correspondence for λ_{\parallel} on axiomatic extensions of **IL** with disjunctive axioms. These axioms can be transformed into rules involving communicating sequents (i.e., hypersequents [6]) and include the class of *disjunctive tautologies*, interpreted as synchronization schemas in [11]. As shown in Section 5, a subclass of these axioms suffices to encode all communication topologies represented as reflexive directed graphs. An axiom encoding such a graph will, in turn, correspond to a typing rule that allows the terms to communicate only by channels represented in the graph. More precisely, we consider the class **Ax** of axiom schemata

$$(\mathbb{A}_1 \rightarrow \mathbb{A}_1 \wedge \mathbb{B}_1) \vee \dots \vee (\mathbb{A}_m \rightarrow \mathbb{A}_m \wedge \mathbb{B}_m)$$

where $\mathbb{A}_1, \dots, \mathbb{A}_m$ are pairwise different propositional variables and $\mathbb{B}_1, \dots, \mathbb{B}_m$ are either \perp or conjunctions of distinct propositional variables among $\mathbb{A}_1, \dots, \mathbb{A}_m$. Formally, $\mathbb{A}_i \neq \mathbb{A}_j$ whenever $i \neq j$; and for any $i \in \{1, \dots, m\}$, either $\mathbb{B}_i = \perp$ or $\mathbb{B}_i = \mathbb{A}_{k_1} \wedge \dots \wedge \mathbb{A}_{k_p}$ with $\mathbb{A}_{k_i} \neq \mathbb{A}_{k_j}$ whenever $i \neq j$.

Remark 1. Each disjunct $\mathbb{A}_i \rightarrow \mathbb{A}_i \wedge \mathbb{B}_i$ is logically equivalent to $\mathbb{A}_i \rightarrow \mathbb{B}_i$. Nevertheless, we keep the second, logically redundant, occurrence of \mathbb{A}_i in order to type a memory mechanism for input channels, as we will see in Section 4.

As usual, an instance of an axiom schema $\mathcal{A} \in \mathbf{Ax}$ is a formula obtained from \mathcal{A} by uniformly replacing each propositional variable with an actual formula.

Example 1. (em) $\mathbb{A} \vee \neg \mathbb{A}$, (C_n) $(\mathbb{A}_1 \rightarrow \mathbb{A}_2) \vee \dots \vee (\mathbb{A}_n \rightarrow \mathbb{A}_1)$, (G_n) $(\mathbb{A}_1 \rightarrow \mathbb{A}_2) \vee \dots \vee (\mathbb{A}_{n-1} \rightarrow \mathbb{A}_n) \vee \neg \mathbb{A}_n$, for $n \geq 2$, are intuitionistically equivalent to axiom schemas in **Ax**; their addition to **IL** leads to classical logic, cyclic **IL** [20] (Gödel logic, for $n = 2$), and n -valued Gödel logic, respectively.

λ_{\parallel} arises by extending the Curry–Howard correspondence to the system comprising **IL** and the axioms in **Ax**. The type assignment for λ_{\parallel} terms comprises the rules for the simply typed λ -calculus in Table 1 and the rules for the parallel operators in Table 2. We denote the variables of simply typed λ -calculus as $x^A, y^A, z^A, \dots, a^A, b^A, c^A$ and whenever the type is not important simply as $x, y, z, \dots, a, b, c, \dots$. By convention, the variables x, y, z, \dots are called **intuitionistic variables** and stand for terms; they are bound by the λ operator. On the other hand, the variables a, b, c, \dots are called **channels** or **communication variables** and represent *private* communication channels between parallel processes; they are bound by the $\mathbb{A}_a(\dots \parallel \dots \parallel \dots)$ operator. The term $\mathbb{A}_a(u_1 \parallel \dots \parallel u_m)$ will be denoted by $_a(u_1 \parallel \dots \parallel u_m)$ when \mathcal{A} is clear from the context or irrelevant. All the free occurrences of a in u_1, \dots, u_m are bound in $_a(u_1 \parallel \dots \parallel u_m)$.

$$\frac{t_1 : A \quad \dots \quad t_n : A}{t_1 \parallel \dots \parallel t_n : A} \text{ (contr)}$$

where t_1, \dots, t_n are simply typed λ -terms

$$\frac{\begin{array}{c} [a^{A_1 \rightarrow A_1 \wedge B_1} : A_1 \rightarrow A_1 \wedge B_1] \\ \vdots \\ u_1 \parallel \dots \parallel u_n : B \end{array} \quad \dots \quad \begin{array}{c} [a^{A_m \rightarrow A_m \wedge B_m} : A_m \rightarrow A_m \wedge B_m] \\ \vdots \\ u_p \parallel \dots \parallel u_q : B \end{array}}{a((u_1 \parallel \dots \parallel u_n) \parallel \dots \parallel (u_p \parallel \dots \parallel u_q)) : B} \text{ (A)}$$

where $(A_1 \rightarrow A_1 \wedge B_1) \vee \dots \vee (A_m \rightarrow A_m \wedge B_m)$ is an instance of $\mathcal{A} \in \mathbf{Ax}$

Table 2: Type assignments for λ_{\parallel}

The rule (*contr*) is useful for representing parallelism without communication, though is logically redundant, since it is an instance of (A) with no channel occurrence.

From a computational perspective the rules (A) produce terms of the shape $a_a^A(v_1 \parallel \dots \parallel v_m)$ that put in parallel terms v_1, \dots, v_m , which are called the **processes** of $a_a^A(v_1 \parallel \dots \parallel v_m)$; each term v_i in turn has the shape $u_1 \parallel \dots \parallel u_k$, where u_1, \dots, u_k are simply typed λ -terms and called the **threads** of v_i . Processes can communicate with each other through the channel a , whereas their threads represent parallel independent subprograms than cannot interact with each other. Informally, in order to establish a communication channel connecting two terms v_i and v_j , we require that $a^{A_i \rightarrow A_i \wedge B_i}$ occurs in v_i , $a^{A_j \rightarrow A_j \wedge B_j}$ occurs in v_j and A_i is in B_j . On one hand, the argument w of a channel application $a^{A_i \rightarrow A_i \wedge B_i} w$ will be interpreted as a message of type A_i that must be *transmitted*; on the other hand, the channel application $a^{A_j \rightarrow A_j \wedge B_j} t$ will *receive* batch of messages of type B_j and containing w that will replace the whole channel application $a^{A_j \rightarrow A_j \wedge B_j} t$ upon reception. Thus, in general each channel application may send and receive messages. In order to formalize exactly the relation between a process v_i and all the processes v_j such that v_i can send messages to v_j , we need to look at the structure of the axiom schema \mathcal{A} , because its instances may lose information about its general shape. For this purpose, we introduce the concept of outlink.

Definition 1 (Outlinks). Let $a_a^A(v_1 \parallel \dots \parallel v_m)$ be a term, where

$$\mathcal{A} = (A_1 \rightarrow A_1 \wedge B_1) \vee \dots \vee (A_m \rightarrow A_m \wedge B_m)$$

For any $i, j \in \{1, \dots, m\}$ and $i \neq j$, we say that the term v_i is **outlinked** to the term v_j if $B_j = A_{k_1} \wedge \dots \wedge A_i \wedge \dots \wedge A_{k_p}$.

The direction of the communication and the direction of \rightarrow are reversed, because the type of the messages, which are arguments of channel occurrences $a^{A_i \rightarrow A_i \wedge B_i}$, must be contained in the type of the applications of the receiving channel $a^{A_j \rightarrow A_j \wedge (A_{k_1} \wedge \dots \wedge A_i \wedge \dots \wedge A_{k_p})}$.

Remark 2. The premises of the rule (\mathcal{A}) must be intuitionistically sound proofs; by removing this restriction, the rule is equivalent to an instance of the axiom \mathcal{A} , which explains the rule's name.

4 Communications in λ_{\parallel}

In Sec. 3 we showed how to install communication channels connecting processes, we present now the reduction rules of λ_{\parallel} that implement the actual communications. Being higher-order, these communications can transmit as messages arbitrary simply typed λ -terms, provided their free variables are not bound in the surrounding context. As shown in Sec. 7, this communication mechanism is enough to code interesting parallel programs.

The reduction rules of λ_{\parallel} comprise two groups of rules: those for the simply typed λ -calculus, called *intuitionistic reductions*, and those that deal with process communication, called *cross reductions*. We now discuss the rules and their motivation in detail.

Intuitionistic Reductions. The usual computational rules for the simply typed λ -calculus represent the operations of applying a function to an argument and extracting a component of a pair [13]. From the logical point of view, they are the standard Prawitz reductions [24] for the natural deduction calculus **NJ** for **IL**.

Cross Reductions. Their goal is to implement communication, namely to transmit programs, in the form of simply typed λ -terms. Since λ_{\parallel} terms may contain more than one occurrence of a channel application, the first choice to make is which occurrence should contain the next output message. For example, here we have two communicating processes, each one consists of two threads:

$$(*) \quad a((a r \parallel a(x(a s))) \parallel (a u \parallel a(y(aw))))$$

where r, s, u, w are simply typed λ -terms not containing a . The first process $a r \parallel a(x(a s))$ contains three occurrences of the channel a . Let us focus on its second thread $a(x(a s))$. The channel application $a(x(a s))$ cannot transmit the message $x(a s)$, because the channel a might be used with a different type in the second process, so type preservation after reduction would fail. Therefore the only possibility here is to choose the second channel application $a s$ as the one containing the output message, in this case s . In general, to make sure that the message does not contain the channel a , it is enough to choose as application occurrence that contains the output message the *rightmost occurrence* of the channel a in the whole process. Hence, in any process, the rightmost thread that contains the channel contains the message.

The second choice is which occurrence of a channel application should receive the current message. For example, in the term $(*)$ above, the second process $a u \parallel a(y(aw))$ contains three occurrences of a . Since a channel can both send and receive, and in particular usually first sends and then receives, we are led to

choose again the rightmost occurrence of a channel application as the receiving one. Nonetheless, since the threads of a single process do not communicate with each other, it is best to let all of them receive the message in correspondence of their *locally rightmost* channel application. Thus in the example, both au and aw will receive messages.

The third choice is what to do with the arguments of a receiving channel. After a few programming examples, like the Floyd–Warshall algorithm of Section 7 (see Remark 4), it is natural to convince oneself that it is better to keep the arguments, a feature that we call *memory*. In the previous term, if au and aw receive s , they will be replaced respectively, with $\langle u, s \rangle$ and $\langle w, s \rangle$.

Continuing our example and summing up, we will have the following reduction:

$$(*) \quad \mapsto \quad a((a r \parallel a(x(as))) \parallel (\langle u, s \rangle \parallel a(y(aw))))$$

As we can see, the message s in correspondence of the rightmost occurrence of a in $a(x(as))$ is transmitted by the first process to the rightmost application of a in each one of the two threads au and $a(y(aw))$ of the second process.

The fourth choice to make is which processes should receive messages and which processes should send them. As anticipated in the previous section, we are guided by the typing. Let us consider for instance the term

$$a(x(a^{A \rightarrow A \wedge B} s) \parallel y(a^{B \rightarrow B \wedge A} t))$$

where s and t are specific simply typed λ -terms, $x : A \wedge B \rightarrow C$ and $y : B \wedge A \rightarrow C$. A cross reduction rule corresponding to this typing rule admits communication in two directions, from left to right and from right to left, because looking at the types, the second process can receive messages from the first and viceversa. The reduction rule for the left to right direction, for instance, is

$$a(x(a^{A \rightarrow A \wedge B} s) \parallel y(a^{B \rightarrow B \wedge A} t)) \mapsto a(x(a^{A \rightarrow A \wedge B} s) \parallel y \langle t, s \rangle)$$

whereas from right to left is

$$a(x(a^{A \rightarrow A \wedge B} s) \parallel y(a^{B \rightarrow B \wedge A} t)) \mapsto a(x \langle s, t \rangle \parallel y(a^{B \rightarrow B \wedge A} t))$$

We can thus see that our reduction rules are naturally non-deterministic. When writing actual code (Section 7), however, we shall fix an intuitive reduction strategy that will choose deterministically at each step which process should receive the next batch of messages. This way programmers can predict the behaviour of their parallel code.

To precisely define communication reductions, we need to introduce two kinds of contexts: one for terms that can communicate, one for terms which are in parallel but cannot communicate.

Definition 2 (Simple Parallel Term). A *simple parallel term* is a λ_{\parallel} term $t_1 \parallel \dots \parallel t_n$, where each t_i , for $1 \leq i \leq n$, is a simply typed λ -term.

Definition 3. A *context* $C[\]$ is a λ_{\parallel} term with some fixed variable $[\]$ occurring exactly once.

- A **simple context** is a context which is a simply typed λ -term.
- A **simple parallel context** is a context which is a simple parallel term.

For any λ_{\parallel} term u of the same type of $[\]$, $\mathcal{C}[u]$ denotes the term obtained replacing $[\]$ with u in $\mathcal{C}[\]$, without renaming bound variables.

We can finally explain the general case of the cross reduction. The rule identifies a single process as the receiver and, as consequence, possibly several processes as senders. Once the receiving process is fixed, the senders are determined by the axiom schema \mathcal{A} that the type of the communication channel occurring in the receiving process instantiates. In particular, in the term

$$(\star) \quad {}^A_a(\dots \parallel \mathcal{C}_1[aw_1] \parallel \dots \parallel (\dots \parallel \mathcal{D}_1[av_1] \parallel \dots \parallel \mathcal{D}_n[av_n] \parallel \dots) \parallel \dots \parallel \mathcal{C}_p[aw_p] \parallel \dots)$$

the processes $\mathcal{C}_1[aw_1], \dots, \mathcal{C}_p[aw_p]$ are the senders and the whole process $(\dots \parallel \mathcal{D}_1[av_1] \parallel \dots \parallel \mathcal{D}_n[av_n] \parallel \dots)$ is the receiver; formally, $\mathcal{C}_1[aw_1], \dots, \mathcal{C}_p[aw_p]$ are all the process *outlinked* (see Definition 1) to $(\dots \parallel \mathcal{D}_1[av_1] \parallel \dots \parallel \mathcal{D}_n[av_n] \parallel \dots)$. In this latter process, we have highlighted the threads that actually contain the channel a : all of them will receive the messages. Consistently with our choices, the displayed occurrences of a are rightmost in each $\mathcal{D}_j[av_j]$ and in each $\mathcal{C}_j[aw_j]$. The processes containing w_1, \dots, w_p send them to all the rightmost occurrences of a in the processes $\mathcal{D}_1, \dots, \mathcal{D}_n$: hence $(\star) \mapsto$

$${}^A_a(\dots \parallel \mathcal{C}_1[aw_1] \parallel \dots \parallel (\dots \parallel \mathcal{D}_1[\langle v_1, w_1, \dots, w_p \rangle] \parallel \dots \parallel \mathcal{D}_n[\langle v_n, w_1, \dots, w_p \rangle] \parallel \dots) \parallel \dots \parallel \mathcal{C}_p[aw_p] \parallel \dots)$$

provided that for each w_j , its free variables are free in $\mathcal{C}_j[aw_j]$: this condition is needed to avoid that bound variables become free, violating the Subject Reduction. Whenever w_j is a closed term – executable code – the condition is automatically satisfied. As we can see, the reduction retains all of the terms v_1, \dots, v_n occurring in $\mathcal{D}_1, \dots, \mathcal{D}_n$ before the communication.

Remark 3. Unlike in the π -calculus [22,26], in λ_{\parallel} the channel *occurrence* that sends the message is not consumed. The reason is that the cross reduction rule does adopt the perspective of the receiver rather than that of the senders. A process may wish to send the same message to multiple processes, not only to the current receiver, so it is reasonable to let that possibility open and keep the same output channel application active after the reduction. Therefore, a process will stop sending the same message only when its output channel will be turned into an input channel, that is, when the process will be selected as current receiver. Again, when coding (Section 7), we shall introduce a discipline that will ensure that every process will send its messages to all its potential receivers exactly once.

The fifth, and last, choice to make is what to do with the threads or processes that do not contain any communication channel. The idea is that whenever a term contains no channel occurrence, it has already reached a result, as it does not need to interact with the context further. Hence at the end of the computation we may wish to select out some of the processes that have reached their own results and consider them all together the global result of the computation.

Intuitionistic Reductions $(\lambda x^A u)t \mapsto u[t/x^A]$ $\langle u_0, u_1 \rangle \pi_i \mapsto u_i$, for $i = 0, 1$

Communication **Cross Reductions**

$$\begin{aligned} & \mathcal{A}_a(\dots \| \mathcal{C}_1[aw_1] \| \dots \| (\dots \| \mathcal{D}_1[av_1] \| \dots \| \mathcal{D}_n[av_n] \| \dots) \| \dots \| \mathcal{C}_p[aw_p] \| \dots) \\ & \quad \mapsto \\ & \mathcal{A}_a(\dots \| \mathcal{C}_1[aw_1] \| \dots \| (\dots \| \mathcal{D}_1[\langle v_1, w_1, \dots, w_p \rangle] \| \dots \| \mathcal{D}_n[\langle v_n, w_1, \dots, w_p \rangle] \| \dots) \| \dots \| \mathcal{C}_p[aw_p] \| \dots) \end{aligned}$$

where $\mathcal{C}_1[aw_1], \dots, \mathcal{C}_p[aw_p]$ are all the processes outlinked to the process $(\dots \| \mathcal{D}_1[av_1] \| \dots \| \mathcal{D}_n[av_n] \| \dots)$; each \mathcal{D}_j is a simple context and each \mathcal{C}_j is a simple parallel context; the displayed occurrences of a are rightmost in each $\mathcal{D}_j[av_j]$ and in each $\mathcal{C}_j[aw_j]$; finally, the free variables of each w_j are free in $\mathcal{C}_j[aw_j]$.

Simplification

$$\mathcal{A}_a((u_1 \| \dots \| u_n) \| \dots \| (u_m \| \dots \| u_p)) \mapsto u_{i_1} \| \dots \| u_{i_q}$$

whenever u_{i_1}, \dots, u_{i_q} do not contain a and $1 \leq i_1 < \dots < i_q \leq p$.

Table 3: Reduction Rules for λ_{\parallel} .

Thus we introduce the simplification reduction in Table 3, which also displays all the reduction rules of λ_{\parallel} .

As usual, we adopt the reduction schema: $\mathcal{C}[t] \mapsto \mathcal{C}[u]$ whenever $t \mapsto u$ and for any context \mathcal{C} . With \mapsto^* we shall denote the reflexive and transitive closure of the one-step reduction \mapsto .

We show below that λ_{\parallel} computation steps preserve the type of terms.

Theorem 1 (Subject Reduction). *If $t : A$ and $t \mapsto u$, then $u : A$ and all the free variables of u appear among those of t .*

Proof. Since the proof that the intuitionistic reductions preserve the type is completely standard, it is enough to prove the theorem for the cross reductions.

Reductions of the form $\mathcal{A}_a((u_1 \| \dots \| u_n) \| \dots \| (u_m \| \dots \| u_p)) \mapsto u_{i_1} \| \dots \| u_{i_q}$ trivially preserve the type of terms since all processes u_k must have the same type. It is clear, moreover, that no new free variable is created.

Suppose then that we perform a cross reduction step as follows:

$$\begin{aligned} & \mathcal{A}_a(\dots \| \mathcal{C}_1[aw_1] \| \dots \| (\dots \| \mathcal{D}_1[a^{A_i \rightarrow A_i \wedge B_i} v_1] \| \dots \| \mathcal{D}_n[a^{A_i \rightarrow A_i \wedge B_i} v_n] \| \dots) \| \dots \| \mathcal{C}_p[aw_p] \| \dots) \\ & \quad \mapsto \\ & \mathcal{A}_a(\dots \| \mathcal{C}_1[aw_1] \| \dots \| (\dots \| \mathcal{D}_1[\langle v_1, w_1, \dots, w_p \rangle] \| \dots \| \mathcal{D}_n[\langle v_n, w_1, \dots, w_p \rangle] \| \dots) \| \dots \| \mathcal{C}_p[aw_p] \| \dots) \end{aligned}$$

As the type of the channel a is an instance $(A_1 \rightarrow A_1 \wedge B_1) \vee \dots \vee (A_m \rightarrow A_m \wedge B_m)$ of the schema $\mathcal{A} = (\mathbb{A}_1 \rightarrow \mathbb{A}_1 \wedge \mathbb{B}_1) \vee \dots \vee (\mathbb{A}_m \rightarrow \mathbb{A}_m \wedge \mathbb{B}_m)$ where $\mathbb{B}_i = \mathbb{A}_{k_1} \wedge \dots \wedge \mathbb{A}_{k_p}$, and since $w_1 : A_{k_1}, \dots, w_p : A_{k_p}$ where A_{k_1}, \dots, A_{k_p} instantiate $\mathbb{A}_{k_1}, \dots, \mathbb{A}_{k_p}$ respectively, then the term $(\dots \| \mathcal{D}_1[\langle v_1, w_1, \dots, w_p \rangle] \| \dots \| \mathcal{D}_n[\langle v_n, w_1, \dots, w_p \rangle] \| \dots)$ is well defined and its type is the same as that of $(\dots \| \mathcal{D}_1[a^{A_i \rightarrow A_i \wedge B_i} v_1] \| \dots \| \mathcal{D}_n[a^{A_i \rightarrow A_i \wedge B_i} v_n] \| \dots)$. Hence the type of the term does not change.

Since the displayed occurrences of a are rightmost in each $\mathcal{C}_j[aw_j]$ and thus a does not occur in w_j , no occurrence of a with type different from $A_i \rightarrow A_i \wedge B_i$

occurs in the terms $\mathcal{D}_1[\langle v_1, w_1, \dots, w_p \rangle], \dots, \mathcal{D}_n[\langle v_n, w_1, \dots, w_p \rangle]$. Finally, the free variables of each w_j are free also in $\mathcal{C}_j[a w_j]$, and thus no new free variable is created by the reduction.

The termination of λ_{\parallel} programs is established in Section 6, where we show that every term reduces to a term such that no reduction rule can be applied to it.

5 From Communication Topologies to Programs

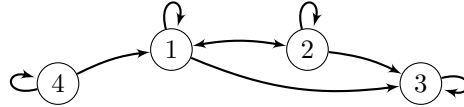
We present a method for automatically extracting λ_{\parallel} typing rules from graph-specified communication topologies. Given a directed, reflexive graph G whose nodes and edges represent respectively processes and communication channels, we describe how to transform it into an axiom schema $\mathcal{A} \in \text{Ax}$ corresponding to a typing (\mathcal{A}) rule for λ_{\parallel} terms. We will show that this typing rule encodes a process topology which exactly mirrors the graph G : two processes may communicate if and only the corresponding graph nodes are connected by an edge and the direction of communication follows the edge. In other words, the edges of the graph correspond to the *outlinked* relation between processes of Definition 1.

Procedure 1 *Given a directed reflexive graph $G = (V, E)$ with $k = |V|$, the axiom schema \mathcal{A} encoding G is $\mathbb{C}_1 \vee \dots \vee \mathbb{C}_k$ such that for each $n \in \{1, \dots, k\}$:*

- $\mathbb{C}_n = \mathbb{A}_n \rightarrow \mathbb{A}_n \wedge \mathbb{A}_{i_1} \wedge \dots \wedge \mathbb{A}_{i_m}$, if the n -th node in G has incoming edges from the non-empty list of pairwise distinct nodes $i_1, \dots, i_m \neq n$;
- $\mathbb{C}_n = \mathbb{A}_n \rightarrow \mathbb{A}_n \wedge \perp$, if the n -th node in G has only one incoming edge.

Before establishing the exact correspondence between directed graphs and λ_{\parallel} communication reductions, we show a simple example.

Example 2. Consider below the axiom corresponding to the graph



$$(\mathbb{A}_1 \rightarrow \mathbb{A}_1 \wedge \mathbb{A}_2 \wedge \mathbb{A}_4) \vee (\mathbb{A}_2 \rightarrow \mathbb{A}_2 \wedge \mathbb{A}_1) \vee (\mathbb{A}_3 \rightarrow \mathbb{A}_3 \wedge \mathbb{A}_1 \wedge \mathbb{A}_2) \vee (\mathbb{A}_4 \rightarrow \mathbb{A}_4 \wedge \perp)$$

The corresponding typing rule is the following, where $u_i \in \{u_1, \dots, u_4\}$ stands for the i -th node of the graph

$$\frac{\begin{array}{cccc} [a : A_1 \rightarrow A_1 \wedge A_2 \wedge A_4] & [a : A_2 \rightarrow A_2 \wedge A_1] & [a : A_3 \rightarrow A_3 \wedge A_1 \wedge A_2] & [a : A_4 \rightarrow A_4 \wedge \perp] \\ \vdots & \vdots & \vdots & \vdots \\ u_1 : F & u_2 : F & u_3 : F & u_4 : F \end{array}}{a(u_1 \parallel u_2 \parallel u_3 \parallel u_4) : F}$$

The cross reductions for the terms typed by this rule are

$$\begin{aligned}
& {}_a(\mathcal{C}_1[a\,t_1] \parallel \mathcal{C}_2[a\,t_2] \parallel v_3 \parallel \mathcal{C}_4[a\,t_4]) \xrightarrow{\mathcal{C}_1 \text{ receives}} {}_a(\mathcal{C}_1[\langle t_1, t_2, t_4 \rangle] \parallel \mathcal{C}_2[a\,t_2] \parallel v_3 \parallel \mathcal{C}_4[a\,t_4]) \\
& {}_a(\mathcal{C}_1[a\,t_1] \parallel \mathcal{C}_2[a\,t_2] \parallel v_3 \parallel v_4) \xrightarrow{\mathcal{C}_2 \text{ receives}} {}_a(\mathcal{C}_1[a\,t_1] \parallel \mathcal{C}_2[\langle t_2, t_1 \rangle] \parallel v_3 \parallel v_4) \\
& {}_a(\mathcal{C}_1[a\,t_1] \parallel \mathcal{C}_2[a\,t_2] \parallel \mathcal{C}_3[a\,t_3] \parallel v_4) \xrightarrow{\mathcal{C}_3 \text{ receives}} {}_a(\mathcal{C}_1[a\,t_1] \parallel \mathcal{C}_2[a\,t_2] \parallel \mathcal{C}_3[\langle t_3, t_1, t_2 \rangle] \parallel v_4)
\end{aligned}$$

These reductions correspond to the edges of the graph: u_1 and u_2 can exchange messages in both directions, both u_1 and u_2 can send messages to u_3 , which can only receive messages but cannot transmit, and finally u_4 can send messages to u_1 but cannot receive any message. Moreover, as discussed in Section 4, the occurrence of \mathbb{A}_i in the consequent of each implication provides us with a memorization mechanism for messages, corresponding to the reflexive edges of the graph.

We prove now that the rule extracted from a graph constrains communications to happen as indicated by the edges of the graph.

Proposition 1 (Topology Correspondence). *For any directed reflexive graph G and term $t := {}_a(u_1 \parallel \dots \parallel u_m)$ typed using the rule corresponding to the axiom extracted from G by Procedure 1, there is a cross reduction for t that transmits a term w from u_x to u_y if and only if G contains an edge from x to y .*

Proof. Suppose that G contains an edge from x to y . Procedure 1 generates an axiom containing a disjunct of the form $\mathbb{A}_y \rightarrow \mathbb{A}_y \wedge \dots \wedge \mathbb{A}_x \wedge \dots \wedge \mathbb{A}_z$ and a disjunct of the form $\mathbb{A}_x \rightarrow (\mathbb{A}_x \wedge \dots)$. We thus have a reduction of the form (*):

$$\begin{aligned}
& {}_a(\dots \parallel \mathcal{C}_1[aw_1] \parallel \dots \parallel (\mathcal{D}_1[a^{A_i \rightarrow A_i \wedge B_i} v_1] \parallel \dots \parallel \mathcal{D}_n[a^{A_i \rightarrow A_i \wedge B_i} v_n]) \parallel \dots \parallel \mathcal{C}_p[aw_p] \parallel \dots) \\
& \mapsto {}_a(\dots \parallel \mathcal{C}_1[aw_1] \parallel \dots \parallel (\dots \parallel \mathcal{D}_i[\langle v_1, w_1, \dots, w_x, \dots, w_p \rangle] \parallel \dots) \parallel \dots \parallel \mathcal{C}_p[aw_p] \parallel \dots)
\end{aligned}$$

for $u_x = \mathcal{C}_x[aw_x] =$ and $u_y = \mathcal{D}_1[a^{A_i \rightarrow A_i \wedge B_i} v_1] \parallel \dots \parallel \mathcal{D}_n[a^{A_i \rightarrow A_i \wedge B_i} v_n]$. Such reductions allow the term w_x to be transmitted from the term u_x to the reduced form $(\dots \parallel \mathcal{D}_i[\langle v_1, w_1, \dots, w_x, \dots, w_p \rangle] \parallel \dots)$ of the term u_y .

As for the other direction, due to the conditions of cross reductions in Table 3, reductions of the form (*) for a term $w_x : A_x$ directly require that the axiom contains a disjunct of the form $\mathbb{A}_x \rightarrow (\dots)$ and one of the form $\mathbb{A}_y \rightarrow (\mathbb{A}_y \wedge \dots \wedge \mathbb{A}_x \wedge \dots \wedge \mathbb{A}_z)$. Procedure 1 produces such disjuncts only if the graph G contains nodes x, y and an edge from x to y .

6 The Strong Normalization Theorem

We prove the strong normalization theorem for λ_{\parallel} : any reduction of every λ_{\parallel} term ends in a finite number of steps into a normal form. This means that the computation of any typed λ_{\parallel} term always terminates independently of the chosen reduction strategy. Instead of struggling directly with the complicated combinatorial properties of process communication, as for the weak normalization

in [3,2], we reduce the strong normalization of λ_{\parallel} to the strong normalization of a non-deterministic reduction relation over simply typed λ -terms. The idea is to simulate communication by non-determinism, a technique inspired by [5].

Definition 4 (Normal Forms and Strongly Normalizable Terms).

- A **redex** is a term u such that $u \mapsto v$ for some v and reduction in Table 3. A term t is called a **normal form** or, simply, **normal**, if t is not a redex.
- A finite or infinite sequence of terms $u_1, u_2, \dots, u_n, \dots$ is said to be a **reduction** of t , if $t = u_1$, and for all i , $u_i \mapsto u_{i+1}$. A term u of λ_{\parallel} is **normalizable** if there is a finite reduction of u whose last term is normal and is **strong normalizable** if every reduction of u is finite. With SN we denote the set of the strongly normalizable terms of λ_{\parallel} .

6.1 Non-deterministic Reductions

Strong normalization for parallel λ -calculi is an intricate problem. Decreasing complexity measures are quite hard to come up with and indeed those introduced in [3,2] for proving normalization of fragments of λ_{\parallel} fail in case of strong normalization. Given a term $a(u_1 \parallel \dots \parallel u_n)$, one would like to measure its complexity as a function of the complexities of the terms u_i , for example taking into account the number of channel occurrences and the length of the longest reduction of λ -redexes in u_i . However, when u_i receives a message its code may drastically change and both those numbers may increase. Moreover, there is a potential circularity to address: channels send messages, so they may generate new λ -calculus redexes in the receivers; in turn, λ -calculus redexes may duplicate channel occurrences, generating even more communications and messages.

In order to break this circularity, the idea is to use a radically different complexity measure. The complexity of a process u_i should take into account all the possible messages that u_i may receive. Now, if $u_i = \mathcal{D}[a t]$, then after receiving a message it becomes $\mathcal{D}[\langle t, s \rangle]$, where s is an *arbitrary*, from the point of view of u_i , simply typed λ -term. We thus create a reduction relation over simply typed λ -terms that simulates the reception “out of the blue” of this kind of messages. Namely, we extend the reduction relation of λ -calculus with the rule $a^T \rightsquigarrow t$, for every channel a^T and simply typed λ -term $t : T$ that does not contain channels. In order to simulate the reception of an arbitrary batch w of messages, the simply typed λ -term $t : T$ will be instantiated as $\lambda x \langle x, w \rangle$ in the proof of Theorem 4. With this reductions, λ -terms not containing channels are the usual deterministic ones.

Definition 5 (Deterministic simply typed λ -terms). A simply typed λ -term t is called **deterministic**, if t does not contain any channel occurrence.

Definition 6 (The non-deterministic reduction relation \rightsquigarrow). The reduction relation \rightsquigarrow over simply typed λ -terms is defined as extension of the relation \mapsto as follows:

$$(\lambda x^A u) t \rightsquigarrow u[t/x^A]$$

$$\langle u_0, u_1 \rangle \pi_i \rightsquigarrow u_i, \text{ for } i = 0, 1$$

$a^T \rightsquigarrow t$, for every channel a^T and deterministic simply typed λ -term $t : T$

and as usual we close by contexts: $\mathcal{C}[t] \rightsquigarrow \mathcal{C}[u]$ whenever $t \rightsquigarrow u$ and $\mathcal{C}[\]$ is a simple context. With \rightsquigarrow^* we shall denote the reflexive and transitive closure of the one-step reduction \rightsquigarrow .

The plan of our proof will be to prove the strong normalization of simply typed λ -calculus with respect to the reduction \rightsquigarrow (Corollary 2) and then derive the strong normalization of λ_{\parallel} using \rightsquigarrow as the source of the complexity measure (Theorem 6.5). The first result will be proved by the standard Tait–Girard reducibility technique (Definition 7).

In the following, we define \mathbf{SN}^* to be the set of strongly normalizing simply typed λ -terms with respect to the non-deterministic reduction \rightsquigarrow . The reduction tree of a strongly normalizable term with respect to \rightsquigarrow is no more finite, but still well-founded. It is well-known that it is possible to assign to each node of a well-founded tree an ordinal number, in such a way that it decreases passing from a node to any of its children. We will call the *ordinal size* of a term $t \in \mathbf{SN}^*$ the ordinal number assigned to the root of its reduction tree and we denote it by $h(t)$; thus, if $t \rightsquigarrow u$, then $h(t) > h(u)$. To fix ideas, one may define $h(t) := \sup\{h(u) + 1 \mid t \rightsquigarrow u\}$.

6.2 Reducibility and Properties of Reducible Terms

We define a notion of reducibility for simply typed λ -terms with respect to the reduction \rightsquigarrow . As usual, we shall prove that every reducible term is strongly normalizable with respect to \rightsquigarrow and afterwards that all simply typed λ -terms are reducible. The difference with the usual reducibility proof is that we shall first prove that deterministic simply typed λ -terms are reducible (Theorem 2), which makes possible to prove that channels are reducible (Proposition 4) and finally that all terms are reducible (Theorem 3). This amounts to prove two times the usual Adequacy Theorem, normally proved just once as final result.

Definition 7 (Reducibility). Assume $t : C$ is a simply typed λ -term. We define the relation $t \Vdash C$ (“ t is reducible of type C ”) by induction and by cases according to the form of C :

1. $t \Vdash P$, with P atomic, if and only if $t \in \mathbf{SN}^*$
2. $t \Vdash A \wedge B$ if and only if $t \pi_0 \Vdash A$ and $t \pi_1 \Vdash B$
3. $t \Vdash A \rightarrow B$ if and only if for all u , if $u \Vdash A$, then $tu \Vdash B$

We prove that the set of reducible terms for a given formula C satisfies the usual properties of a Girard reducibility candidate. Following [13], neutral terms are terms that are not “values” and need to be further computed.

Definition 8 (Neutrality). A simply typed λ -term is neutral if it is not of the form $\lambda x u$ or $\langle u, t \rangle$.

Definition 9 (Reducibility Candidates). Extending the approach of [13], we define three properties **(CR1)**, **(CR2)**, **(CR3)** of reducible terms t :

(CR1) If $t \mathrel{r} A$, then $t \in \text{SN}^*$.

(CR2) If $t \mathrel{r} A$ and $t \rightsquigarrow^* t'$, then $t' \mathrel{r} A$.

(CR3) If t is neutral and for every t' , $t \rightsquigarrow t'$ implies $t' \mathrel{r} A$, then $t \mathrel{r} A$.

We show that every term t possesses the reducibility candidate properties. The arguments for **(CR1)**, **(CR2)**, **(CR3)**, are in many cases standard (see [13]).

Proposition 2. Let $t : C$ be a simply typed λ -term. Then t has the properties **(CR1)**, **(CR2)**, **(CR3)**.

Proof. As in [13].

The next task is to prove that all introduction rules of simply typed λ -calculus define a reducible term from a list of reducible terms for all premises.

Proposition 3.

1. If for every $t \mathrel{r} A$, $u[t/x] \mathrel{r} B$, then $\lambda x u \mathrel{r} A \rightarrow B$.
2. If $u \mathrel{r} A$ and $v \mathrel{r} B$, then $\langle u, v \rangle \mathrel{r} A \wedge B$.

Proof. As in [13], using **(CR1)**, **(CR2)** and **(CR3)**.

6.3 The Mini Adequacy Theorem

We prove that simply typed λ -terms that do not contain channels are reducible.

Theorem 2 (Mini Adequacy Theorem). Suppose that $w : A$ is a deterministic simply typed λ -term, with intuitionistic free variables among $x_1 : A_1, \dots, x_n : A_n$. For all terms t_1, \dots, t_n such that

$$\text{for } i = 1, \dots, n, t_i \mathrel{r} A_i \quad \text{we have} \quad w[t_1/x_1 \dots t_n/x_n] \mathrel{r} A$$

Proof. As the proof of Theorem 3 but without case 2., which concerns channels.

Corollary 1 (Mini Strong Normalization of \rightsquigarrow). Suppose $t : A$ is a deterministic simply typed λ term. Then $t \mathrel{r} A$ and $t \in \text{SN}^*$.

Proof. Assume $x_1 : A_1, \dots, x_n : A_n$ are all the intuitionistic free variables of t and thus all its free variables. By **(CR3)**, one has $x_i \mathrel{r} A_i$, for $i = 1, \dots, n$. From Theorem 2, we derive that $t \mathrel{r} A$. From **(CR1)**, we conclude that $t \in \text{SN}^*$.

By the Mini Adequacy Theorem we can prove that channels are reducible.

Proposition 4 (Reducibility of non-Deterministic Channels). For every non-deterministic channel $a : T$, $a \mathrel{r} T$.

Proof. Since a is neutral, by **(CR3)** it is enough to show that for all u such that $a \rightsquigarrow u$, it holds that $u \mathrel{r} T$. Indeed, let us consider any u such that $a \rightsquigarrow u$; since u must be a deterministic simply typed λ -term, by Corollary 1 $u \mathrel{r} T$.

6.4 The Adequacy Theorem

We can finally prove that all simply typed λ -terms are reducible.

Theorem 3 (Adequacy Theorem). *Suppose that $w : A$ is any simply typed λ -term, with intuitionistic free variables among $x_1 : A_1, \dots, x_n : A_n$. For all terms t_1, \dots, t_n such that for $i = 1, \dots, n$, $t_i \vdash A_i$*

$$\text{we have } w[t_1/x_1 \cdots t_n/x_n] \vdash A$$

Proof. Notation: for any term v and formula B , we denote

$$v[t_1/x_1 \cdots t_n/x_n]$$

with \bar{v} . We proceed by induction on the shape of w .

1. If $w = x_i : A_i$, for some i , then $A = A_i$. So $\bar{w} = t_i \vdash A_i = A$.
2. If $w = a : A_i$, for some i and channel a , then $A = A_i$. By Prop. 4, $\bar{a} = a \vdash A$.
3. If $w = ut$, then $u : B \rightarrow A$ and $t : B$. So $\bar{w} = \bar{u}\bar{t} \vdash A$, for $\bar{u} \vdash B \rightarrow A$ and $\bar{t} \vdash B$ by induction hypothesis.
4. If $w = \lambda x^B u$, then $A = B \rightarrow C$. So, $\bar{w} = \lambda x^B \bar{u}$, since we may assume $x^B \neq x_1, \dots, x_k$. For every $t \vdash B$, by induction hypothesis on u , $\bar{u}[t/x] \vdash C$. Therefore, by Proposition 3, $\lambda x^B \bar{u} \vdash B \rightarrow C = A$.
5. The cases of pairs and projections are straightforward.

Corollary 2 (Strong Normalization of \rightsquigarrow). *Suppose $t : A$ is any simply typed λ -term. Then $t \in \text{SN}^*$.*

Proof. Assume $x_1 : A_1, \dots, x_n : A_n$ are all the intuitionistic free variables of t . By (CR3), one has $x_i \vdash A_i$. From Theorem 3, we derive that $t \vdash A$. From (CR1), we conclude that $t \in \text{SN}^*$.

6.5 Strong Normalization of λ_{\parallel}

We are finally in a position to prove the strong normalization of λ_{\parallel} .

Theorem 4 (Strong Normalization of λ_{\parallel}). *For any λ_{\parallel} term t , $t \in \text{SN}$.*

Proof. Assume $t = {}_a(u_1 \parallel \dots \parallel u_m)$ and $u_1 = v_1 \parallel \dots \parallel v_n$, \dots , $u_m = v_p \parallel \dots \parallel v_q$. Define ρ_i , for $i \in \{1, \dots, q\}$, as the sequence of the ordinal sizes of v_k, \dots, v_j with respect to the reduction relation \rightsquigarrow , provided $u_i = v_k \parallel \dots \parallel v_j$. We proceed by lexicographic induction on the sequence

$$\rho = (\rho_1, \dots, \rho_q)$$

which we call the complexity of t . Let t' be any term such that $t \mapsto t'$: to prove the thesis, it is enough to show that $t' \in \text{SN}$. Let ρ' the complexity of t' . We must consider three cases.

1. $t' = {}_a(u_1 \parallel \dots \parallel u'_k \parallel \dots \parallel u_m)$ and in turn

$$u'_k = v_i \parallel \dots \parallel v'_r \parallel \dots \parallel v_j$$

with $v_r \mapsto v_{r'}$ by contraction of an intuitionistic redex. Then also $v_r \rightsquigarrow v'_{r'}$. Therefore ρ' is lexicographically strictly smaller than ρ and we conclude by induction hypothesis that $t' \in \text{SN}$.

2. $t' = {}_a(u_1 \parallel \dots \parallel u'_k \parallel \dots \parallel u_m)$ and

$$\begin{aligned} u_k &= \dots \parallel v_i \parallel \dots \parallel v_j \parallel \dots & u'_k &= \dots \parallel v'_i \parallel \dots \parallel v'_j \parallel \dots \\ v_i &= \mathcal{D}_1[aw_1], \dots, v_j = \mathcal{D}_n[aw_n] & v'_i &= \mathcal{D}_1[\langle w_1, w \rangle], \dots, v'_j = \mathcal{D}_n[\langle w_n, w \rangle] \end{aligned}$$

where w is the sequence of messages transmitted by the cross reduction. Since we have, for each l

$$\mathcal{D}_l[aw_l] \rightsquigarrow \mathcal{D}_l[(\lambda x \langle x, w \rangle) w_l] \rightsquigarrow \mathcal{D}_l[\langle w_l, w \rangle]$$

we obtain $v_i \rightsquigarrow^* v'_i, \dots, v_j \rightsquigarrow^* v'_j$. Therefore ρ' is lexicographically strictly smaller than ρ and we conclude by induction hypothesis that $t' \in \text{SN}$.

3. $t' = v_{i_1} \parallel \dots \parallel v_{i_k}$. As v_{i_1}, \dots, v_{i_k} all belong to SN , we easily obtain $t' \in \text{SN}$.

7 Computing with λ_{\parallel}

We illustrate the expressive power of λ_{\parallel} with examples of programs. We first show that λ_{\parallel} encodes parallel OR and is thus more powerful than simply typed λ -calculus. The next two examples are λ_{\parallel} -programs encoding the parallel algorithms in [18] for computing approximations of π and shortest paths on graphs.

All the λ_{\parallel} terms that we are going to construct will be reduced according to a fixed normalization strategy, which we are going to define now: a recipe for selecting, in any given term, the subterm to which apply one of our reductions. Different normalization strategies for λ_{\parallel} could be defined since by Theorem 4 we know that all of them are terminating. We design the normalization strategy that we will adopt according to the following principles, whose goal is to make parallel programming with λ_{\parallel} as efficient and as deterministic as possible. Indeed, as put by R. Harper, whereas concurrency is concerned with nondeterministic composition of programs, parallelism is concerned with asymptotic *efficiency* of programs with *deterministic behavior* [14].

(a) Messages should be normalized before being sent. This property is fundamental for efficient parallel computation. Indeed, for instance, a repeatedly forwarded message can be duplicated many times inside a process network, because each process may keep a copy of it; hence if the message is not normal, each process may have to normalize it all over again, wasting resources. This implies in particular that message transmission cannot be triggered according to a call-by-value strategy.

(b) The senders and the receiver of the message should be normalized before the communication. Indeed, the communication behaviour depends on the

syntactic shape of a process: it is the rightmost occurrence of the channel in a λ_{\parallel} term to determine what message is sent or received. Hence, a term might send a message while its normal form another one. For example $(\lambda x y x (an))(am)$ would transmit m , while its normal form $y(am)(an)$ would transmit n . We want to avoid this kind of unpredictable behaviour and make clear what channel is supposed to be the active one, which sends or receives a message.

(c) The reduction strategy should exploit parallelism as much as possible.

Informally, our normalization strategy consists in iterating the basic reduction relation \succ defined below, that takes a term $t = {}_a(u_1 \parallel \dots \parallel u_m)$ and performs the following operations:

- 1) We select all the threads of u_1, \dots, u_m that will send or receive the next message and we let them complete their internal computations. This way, we satisfy (a) and (b). We also exploit parallelism as much as possible, thus (c).
- 2) We let the selected threads transmit their message.
- 3) While executing 1) and 2), to avoid inactivity we let the other threads perform some other independent calculations that may be carried out in parallel. This way we satisfy (c).
- 4) If the previous operations are not possible, we extract the results, if any.

Definition 10 (Reduction Strategy \succ). *Let $t = {}_a(u_1 \parallel \dots \parallel u_m)$ be a λ_{\parallel} term. We write $t \succ t'$ whenever t' has been obtained from t by applying on of the following:*

1. *We select a receiver u_i for the next communication. We normalize, among the threads that contain a , those that are rightmost in u_i or in a process outlinked to u_i . If now it is possible, we apply a mini cross reduction*

$${}_a(u_1 \parallel \dots \parallel u_i \parallel \dots \parallel u_m) \mapsto {}_a(u_1 \parallel \dots \parallel u'_i \parallel \dots \parallel u_m)$$

followed by some intuitionistic reductions.

2. *Provided that by 1. it is impossible to have a reduction $t \mapsto^* t'$ where $t' \neq t$, we apply, if possible, a simplification reduction. We then normalize the remaining simply typed λ -terms.*

We can reduce every λ_{\parallel} -term in normal form just by iterating the reduction relation \succ . Indeed, if any communication is possible, by 1. we can select a suitable receiver and apply a mini cross reduction. If no communication is possible but a simplification is possible, 2. applies and we can simplify the term. Otherwise, we can just normalize the simply typed λ -terms by 1. or 2.

This normalization strategy leaves some room for non-determinism: it prescribes when a communication reduction should be fired, but does not select a process out of those that can potentially receive messages, thus leaving a number of possible ways of actually performing the communication. To limit this non-determinism, we underline exactly one process and impose that only an underlined process $\underline{\mathcal{C}[a^{F_i \rightarrow F_i \wedge G_j} t]}$ can receive a message. Immediately after the reception of the message, we underline either the next process on the right, if

any, or the first one from left otherwise. Another source of non-determinism is due to cross reductions of the form

$$\mathcal{A}_a((u_{m_1} \parallel \dots \parallel u_{n_1}) \parallel \dots \parallel (u_{m_p} \parallel \dots \parallel u_{n_p})) \mapsto u_{j_1} \parallel \dots \parallel u_{j_q}$$

In this case, we impose that $u_{j_1} \parallel \dots \parallel u_{j_q}$ results by selecting from each $(u_{m_i} \parallel \dots \parallel u_{n_i})$, with $1 \leq i \leq p$, the leftmost thread not containing a .

7.1 Parallel OR

Berry's sequentiality theorem [7] implies that there is no parallel OR, namely a simply typed λ -term $O : \text{Bool} \rightarrow \text{Bool} \rightarrow \text{Bool}$ such that $O \text{ ff ff} \mapsto^* \text{ff}$, $O u \text{ tt} \mapsto^* \text{tt}$, $O \text{ tt } u \mapsto^* \text{tt}$ for *every* λ -term u , where tt, ff are the boolean constants. As a consequence there cannot be a λ -term O such that $O[\text{ff}/x][\text{ff}/y] \mapsto^* \text{ff}$, $O[u/x][\text{tt}/y] \mapsto^* \text{tt}$, $O[\text{tt}/x][u/y] \mapsto^* \text{tt}$ for every λ -term u . A term with the above property can instead be defined in λ_{\parallel} . To implement this term we need to process the two inputs in parallel. If both inputs evaluate to ff , though, at least one process needs to have all the information in order to output the result ff . Hence the simple topology $\bigcirc \longrightarrow \bigcirc$ is enough. Procedure 1 extracts from this graph the axiom schema $(\mathbb{A} \rightarrow \mathbb{A} \wedge \perp) \vee (\mathbb{B} \rightarrow \mathbb{B} \wedge \mathbb{A})$ with reduction

$$_a(\mathcal{C}[aw] \parallel (\mathcal{D}_1[av_1] \parallel \dots \parallel \mathcal{D}_n[av_n])) \mapsto _a(\mathcal{C}[aw] \parallel (\mathcal{D}_1[\langle v_1, w \rangle] \parallel \dots \parallel \mathcal{D}_n[\langle v_n, w \rangle]))$$

We add to λ_{\parallel} the boolean type, tt, ff and the usual “if _then _else _” construct [13]. We define in λ_{\parallel}

$$O := _a(\text{if } x \text{ then tt else } a \text{ ff } \pi_0 \parallel \underline{\text{if } y \text{ then tt else } a(\lambda x^{\perp} x) \pi_1})$$

where we assume $a : \text{Bool} \rightarrow \text{Bool} \wedge \perp$ in the first process and that $a : \top \rightarrow \top \wedge \text{Bool}$ in the second one. Now, on one hand

$$\begin{aligned} O[u/x][\text{tt}/y] &= _a(\text{if } u \text{ then tt else } a \text{ ff } \pi_0 \parallel \underline{\text{if } \text{tt} \text{ then tt else } a(\lambda x^{\perp} x) \pi_1}) \\ &\mapsto^* _a(\text{if } u \text{ then tt else } a \text{ ff } \pi_0 \parallel \underline{\text{tt}}) \mapsto \text{tt} \end{aligned}$$

and symmetrically $O[\text{tt}/x][u/y] \mapsto^* \text{tt}$. On the other hand,

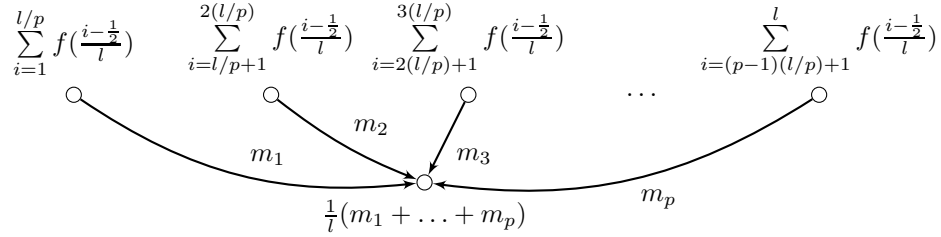
$$\begin{aligned} O[\text{ff}/x][\text{ff}/y] &\mapsto^* _a(\text{if } \text{ff} \text{ then ff else } a \text{ ff } \pi_0 \parallel \underline{\text{if } \text{ff} \text{ then ff else } a(\lambda x^{\perp} x) \pi_1}) \mapsto^* \\ &_a(a \text{ ff } \pi_0 \parallel \underline{a(\lambda x^{\perp} x) \pi_1}) \mapsto _a(a \text{ ff } \pi_0 \parallel \langle (\lambda x^{\perp} x), \text{ff} \rangle \pi_1) \mapsto \langle (\lambda x^{\perp} x), \text{ff} \rangle \pi_1 \mapsto \text{ff} \end{aligned}$$

7.2 A Parallel Program for Computing π

We implement in λ_{\parallel} a parallel program for computing arbitrary precise approximations of π . As is well known, π can be computed as follows

$$\pi = \lim_{l \rightarrow \infty} \frac{1}{l} \sum_{i=1}^l f\left(\frac{i - \frac{1}{2}}{l}\right) \quad \text{where} \quad f(x) = \frac{4}{1 + x^2}$$

For any given l , instead of calculating sequentially the whole sum $\sum_{i=1}^l f(\frac{i-1/2}{l})$ and then dividing it by l , it is more efficient to distribute different parts of the sum to p parallel processes. When the processes terminate, they can send the results m_1, \dots, m_p , as shown below, to a process which computes the final result $\frac{1}{l}(m_1 + \dots + m_p)$ (see also [18]). The graph in the following figure, in which we omit reflexive edges, is encoded by the axiom $\mathcal{A} = (\mathbb{A}_1 \rightarrow \mathbb{A}_1 \wedge \perp) \vee \dots \vee (\mathbb{A}_p \rightarrow \mathbb{A}_p \wedge \perp) \vee \mathbb{B} \rightarrow (\mathbb{B} \wedge \mathbb{A}_1 \wedge \dots \wedge \mathbb{A}_p)$ (cf. Procedure 1).



To write the program, we add to λ_{\parallel} types and constants for rational numbers, together with function constants $f_1, \dots, f_p, \text{sum}$ such that

$$f_k l \mapsto^* \sum_{i=(k-1)l/p+1}^{(kl/p)} f(\frac{i-1/2}{l}) \quad \text{and} \quad \text{sum} \langle n_1, \dots, n_i \rangle l \mapsto^* \frac{1}{l}(n_1 + \dots + n_i)$$

thus computing respectively the p partial sums and the final result. The λ_{\parallel} term that takes as input the length l of the summation to be carried out and yields the corresponding approximation of π is:

$$a(a(f_1 l) \pi_0 \parallel \dots \parallel a(f_p l) \pi_0 \parallel \text{sum} (a(\lambda x^\perp x) \pi_1) l)$$

By instantiating $\mathbb{A}_1, \dots, \mathbb{A}_p$ in the extracted \mathcal{A} with the type \mathbb{Q} of rational numbers, we type all displayed occurrences of a in the first p threads by $\mathbb{Q} \rightarrow \mathbb{Q} \wedge \perp$, and the last by $\top \rightarrow (\top \wedge \mathbb{Q} \wedge \dots \wedge \mathbb{Q})$. Given any multiple n of p , we have

$$\begin{aligned} & (a(a(f_1 l) \pi_0 \parallel \dots \parallel a(f_p l) \pi_0 \parallel \underline{\text{sum} (a(\lambda x^\perp x) \pi_1) l })) [n/l] \\ &= a(a(f_1 n) \pi_0 \parallel \dots \parallel a(f_p n) \pi_0 \parallel \underline{\text{sum} (a(\lambda x^\perp x) \pi_1) n }) \\ &\mapsto a(a(\sum_{i=1}^{(n/p)} f(\frac{i-1/2}{l})) \pi_0 \parallel \dots \parallel a(\sum_{i=(p-1)n/p+1}^n f(\frac{i-1/2}{l})) \pi_0 \parallel \underline{\text{sum} (a(\lambda x^\perp x) \pi_1) n }) \\ &\mapsto^* \text{sum} (\langle \sum_{i=1}^{(n/p)} f(\frac{i-1/2}{l}), \dots, \sum_{i=(p-1)n/p+1}^n f(\frac{i-1/2}{l}) \rangle n) \mapsto^* \frac{1}{n} \sum_{i=1}^n f(\frac{i-1/2}{n}) \end{aligned}$$

7.3 A Parallel Floyd–Warshall Algorithm

We define a λ_{\parallel} term that implements a parallel version of the Floyd–Warshall algorithm, a well known procedure for computing shortest paths in graphs. The algorithm takes as input a directed graph and outputs a matrix containing the length of the shortest path between each pair of nodes.

Formally, the input graph is coded as a matrix $I(0)$ and the nodes of the graphs are labeled as $1, 2, \dots, n$. Then the sequential Floyd–Warshall algorithm computes a sequence of matrixes $I(1), \dots, I(n)$, representing closer and closer approximations of the desired output matrix. In particular, the entry (i, j) of $I(k)$ is the length of the shortest path connecting i and j such that every node of the path, except for the endpoints, is among the nodes $1, 2, \dots, k$. Now, each matrix $I(k)$ can be easily computed from $I(k-1)$. The idea is that passing through the node k might be better than passing only through the first $k-1$ nodes, or not. Therefore in order to compute $I(k+1)$ from $I(k)$, one only needs to evaluate the right-hand side of the following equation:

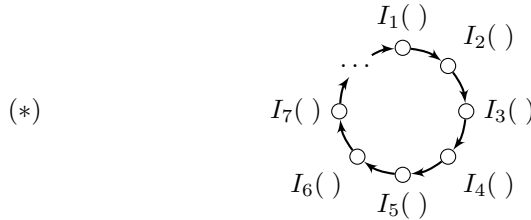
$$I_{i,j}(k) = \min(I_{i,j}(k-1), I_{i,k}(k-1) + I_{k,j}(k-1)) \quad (2)$$

Indeed, $I_{i,j}(k-1)$ represents the shortest path between i, j passing only through the first $k-1$ nodes, while $I_{i,k}(k-1) + I_{k,j}(k-1)$ computes the shortest path between i, j that passes through k and the first $k-1$ nodes.

To speed-up this computation, it is possible to create a parallel process for each row $I(k)$ of the matrix and put the process in charge of computing the row. Let us say that the i -th process has to compute the i -th row $I_i(k)$. What information does i th-process need? Actually, only two rows: $I_i(k-1)$ and $I_k(k-1)$. Therefore at each round k the process- i only lacks the row $I_k(k-1)$ to perform its computation. This row can be communicated to process- i by the process- k , which is in charge to compute that row. These considerations lead to a well-known parallel version of the Floyd–Warshall algorithm.

The ring Floyd–Warshall algorithm

1. Take the input $n \times n$ -matrix $I(0)$ and distribute the i -th row $I_i(0)$ to process- i . Organize the n processes in a ring structure such as the following (see [18]), omitting reflexive edges:



2. For $k = 1$ to n , starting from process- k , let all the processes forward the row $I_k(k-1)$ to their successors in the ring, until the process $k+1$ receives again

the same row. After the row has circulated, let the processes compute in parallel the rows of the matrix $I(k)$.

3. Let $I(n)$ be the output.

The idea of the Ring Floyd–Warshall Algorithm is that, at any stage k , communicating the required row $I_k(k-1)$ through the ring structure requires comparatively little time compared to computing each row of the matrix, therefore the overhead of the communication is compensated by the speed-up in the matrix computation.

A λ_{\parallel} program for the Floyd–Warshall algorithm

In order to write a λ_{\parallel} program that computes the Ring Floyd–Warshall Algorithm, we add integers to λ_{\parallel} , as usual, and we denote with A the function type corresponding to the rows of the matrixes $I(k)$ computed by the algorithm. The expression $I_x(y)$ represents the function computing the x^{th} line of the matrix at the y^{th} stage of the algorithm. We assume that the value of $I_x(y)$ also contains information about the line number x and the stage number y . Finally, we add the constant function $f : A \wedge A \rightarrow A$ such that: $f\langle I_i(k-1), I_k(k-1) \rangle = I_i(k)$ and $f\langle I_z(l), I_m(n) \rangle = I_z(l)$.

The first line implements the calculations needed for equation (2). The second line comes into play at the end of each iteration of the algorithm, when the process that receives twice the same row just discards it and starts sending its own row, thus beginning the next iteration of the algorithm.

As handy notation, for any three terms u, v, s we define $(u, v)^1 s$ as $u(vs)$, and $(u, v)^{n+1} s$ for $n > 0$ as $u(v((u, v)^n s))$. Moreover, for any two terms u, s we define $(u, \pi_i)^1 s$ as $u(s\pi_i)$, and $(u, \pi_i)^{n+1} s$ for $n > 0$ as $u(((u, \pi_i)^n s)\pi_i)$. Intuitively, the notation $(u, v)^n s$ represents what we obtain if we take a term s and then apply alternately v and u to the term resulting from the last operation. We stop only when we have n applications of u and n applications of v . We obtain, ultimately, a term of the form $u(v(u(v(\dots u(vs)\dots))))$ in which u and v occur n times each. The notation $(u, \pi_i)^n s$ is analogous, but instead of applying v we apply the projection π_i .

We are now ready to define the n processes that are run in parallel during the execution of the Ring Floyd–Warshall algorithm:

Process p_1 : $(f, a)^n I_1(0) \parallel ((a, \pi_1)^{n+1} \langle 0, I_1(0) \rangle) \pi_0 \parallel ((a, \pi_1)^1 \langle 0, I_1(0) \rangle) \pi_0$

Process p_i , with $1 < i < n$:

$$(f, a)^{n+1} I_i(0) \parallel ((a, \pi_1)^{n+2} \langle 0, I_i(0) \rangle) \pi_0 \parallel (a (f, a)^i I_i(0)) \pi_0 \parallel ((a, \pi_1)^i \langle 0, I_i(0) \rangle) \pi_0$$

Process p_n :

$$(f, a)^{n+1} I_i(0) \parallel ((a, \pi_1)^{n+1} \langle 0, I_i(0) \rangle) \pi_0 \parallel (a ((f, a)^i I_i(0))) \pi_0 \parallel ((a, \pi_1)^i \langle 0, I_i(0) \rangle) \pi_0$$

For an intuitive reading of the parts of the terms above, consider the notation $(f, a)^m t$. This notation represents a term of the form $f(a(\dots f(at)\dots))$. Only one operation can be immediately performed with a term like this: using the innermost application of a . Thus we can either transmit t through a and then

consume the application at to receive a message, or we can just consume at to receive a message. The received message will be the argument of the innermost f . The value that f computes, in turn, will be the argument of the next communication channel. Therefore, terms of this form alternate two phases: one in which they can send and receive, and one in which they apply f to the received message. Most of the times the rightmost communication channel of a process p_i is not contained in the terms of the form $(f, a)^m t$. In this case, the terms $(f, a)^m t$ use their innermost channel application only to receive a message. Afterwards, as usual, they apply f to the received message. The terms $(a, \pi_1)^m t$ have the form $a((\dots a(t\pi_1) \dots)\pi_1)$. These terms project, send and receive; and then start over. The projections are used to select only certain messages from the tuple of received messages. The selected messages are not used, but just forwarded to another process.

The global intuition is that each process p_i , with $i > 1$, is a parallel composition of four threads: the first and the third have the task of computing the row $I_i(k)$, while the second and the fourth have the task of sending and forwarding rows. The process p_1 behaves in the same way, but has three threads: the first computes the rows $I_1(k)$, the second receives and forwards rows, while the third sends its own row. Finally, the term implementing the Ring Floyd–Warshall algorithm is defined as

$$a(p_1 \parallel \dots \parallel p_n)$$

The axiom extracted from the ring structure $(*)$ above by Procedure 1 is

$$\mathcal{A} = (\mathbb{A}_1 \rightarrow \mathbb{A}_1 \wedge \mathbb{A}_n) \vee (\mathbb{A}_2 \rightarrow \mathbb{A}_2 \wedge \mathbb{A}_1) \vee \dots \vee (\mathbb{A}_{n-1} \rightarrow \mathbb{A}_{n-1} \wedge \mathbb{A}_{n-2}) \vee (\mathbb{A}_n \rightarrow \mathbb{A}_n \wedge \mathbb{A}_{n-1})$$

We instantiate $\mathbb{A}_1, \dots, \mathbb{A}_n$ in \mathcal{A} with A and type a by $A \rightarrow A \wedge A$.

Let us consider the execution of the instance $a(p_1 \parallel p_2 \parallel p_3)$. We will only describe some key computational steps and leave the entire reduction in the Appendix. According to our normalization strategy we will normalize the threads sending messages right before they communicate. Afterwards, we normalize the rightmost threads receiving the messages. All other intuitionistic reductions are performed in-between communications. Finally, we make sure to contract all intuitionistic redexes before the beginning of a new iteration of the algorithm.

We start underlining the second process to mean that it is under focus and hence will receive the first communication:

$$\begin{aligned} \mapsto^* & a((f(a(f(a(f(aI_1(0)))))) \parallel (a((a((a((aI_1(0))\pi_1))\pi_1))\pi_0 \parallel (aI_1(0))\pi_0) \\ & \parallel (f(a(f(a(f(a(f(aI_2(0)))))))) \parallel (a((a((a((aI_2(0))\pi_1))\pi_1))\pi_1))\pi_0) \\ & \parallel (a(f(a(f(aI_2(0))))))\pi_0 \parallel (a((aI_2(0))\pi_1))\pi_0) \\ & \parallel (f(a(f(a(f(a(f(aI_3(0)))))))) \parallel (a((a((a((aI_3(0))\pi_1))\pi_1))\pi_1))\pi_0 \\ & \parallel (a(f(a(f(a(f(aI_3(0))))))))\pi_0 \parallel (a((a((aI_3(0))\pi_1))\pi_1))\pi_0) \end{aligned}$$

We then transmit the value $I_1(0)$ from the first process to the second process and we move the focus to the next term. As aid to the reader, we display between

* * the occurrences of the message that are involved in the reduction:

$$\begin{aligned}
& a((f(a(f(a(f(aI_1(0)))))) \parallel (a((a((a((aI_1(0))\pi_1))\pi_1))\pi_0 \parallel (*aI_1(0)^*)\pi_0) \\
& \parallel (f(a(f(a(f(a(f(I_2(0), *I_1(0)^*)))))) \parallel (a((a((a((a(I_2(0), *I_1(0)^*)\pi_1))\pi_1))\pi_1))\pi_0 \\
& \parallel (a(f(a(f(I_2(0), *I_1(0)^*))))\pi_0 \parallel (a(\langle I_2(0), *I_1(0)^* \rangle \pi_1))\pi_0) \\
& \parallel (f(a(f(a(f(a(f(aI_3(0)))))) \parallel (a((a((a((a(I_3(0))\pi_1))\pi_1))\pi_1))\pi_0) \\
& \parallel (a(f(a(f(a(f(aI_3(0))))))\pi_0 \parallel (a((a((a((a(I_3(0))\pi_1))\pi_1))\pi_1))\pi_0))
\end{aligned}$$

Remark 4. Notice that $I_2(0)$ is not destroyed by the communication but saved using the memorization mechanism. This term is needed, indeed, by the function f in order to compute $I_2(1)$.

We then normalize the receiver of the previous communication and keep normalizing the other redexes in parallel, thus the rightmost thread of the second process become ready to forward the value $I_1(0)$ to the third thread:

$$\begin{aligned}
& \mapsto^* a((f(a(f(a(f(aI_1(0)))))) \parallel (a((a((a((aI_1(0))\pi_1))\pi_1))\pi_0 \parallel (a(I_1(0)))\pi_0) \\
& \parallel (f(a(f(a(f(a(f(I_2(0), I_1(0)))))) \parallel (a((a((a((aI_1(0))\pi_1))\pi_1))\pi_1))\pi_0 \\
& \parallel (a(f(a(f(I_2(0), I_1(0))))\pi_0 \parallel (*aI_1(0)^*)\pi_0) \\
& \parallel (f(a(f(a(f(a(f(aI_3(0)))))) \parallel (a((a((a((aI_3(0))\pi_1))\pi_1))\pi_1))\pi_0) \\
& \parallel (a(f(a(f(a(f(aI_3(0))))))\pi_0 \parallel (a((a((a((aI_3(0))\pi_1))\pi_1))\pi_1))\pi_0))
\end{aligned}$$

The third thread receives $I_1(0)$ and the computation continues: $\mapsto \dots$

At the end of the first of the three cycles, the second process receives $I_1(0)$ again:

$$\begin{aligned}
& \mapsto^* a((f(a(f(aI_1(1)))) \parallel (a((a((aI_1(0)^*)\pi_1))\pi_1))\pi_0 \parallel \langle I_1(0), I_1(0) \rangle \pi_0) \\
& \parallel (f(a(f(a(f(a(f(I_2(1), *I_1(0)^*)))))) \parallel (a((a((a((a(I_1(0), *I_1(0)^*)\pi_1))\pi_1))\pi_1))\pi_0 \\
& \parallel (a(f(I_2(1), *I_1(0)^*))\pi_0 \parallel \langle I_1(0), *I_1(0)^* \rangle \pi_0) \\
& \parallel (f(a(f(a(f(aI_3(1)))))) \parallel (a((a((a((aI_1(0))\pi_1))\pi_1))\pi_0 \parallel (a(f(a(f(aI_3(1))))\pi_0) \\
& \parallel (a((aI_1(0))\pi_1))\pi_0))
\end{aligned}$$

The reception of $I_1(0)$ exhausts all forwarding channels of the second process in the rightmost thread and triggers the communication of the value $I_2(1)$ just computed, thus starting the second cycle:

$$\begin{aligned}
& \mapsto^* a((f(a(f(aI_1(1)))) \parallel (a((a((aI_1(0))\pi_1))\pi_1))\pi_0 \parallel (\langle I_1(0), I_1(0) \rangle \pi_0) \\
& \parallel (f(a(f(aI_2(1)))) \parallel (a((a((aI_1(0))\pi_1))\pi_1))\pi_0 \parallel (*aI_2(1)^*)\pi_0 \parallel \langle I_1(0), I_1(0) \rangle \pi_0) \\
& \parallel (f(a(f(a(f(aI_3(1)))))) \parallel (a((a((a((aI_1(0))\pi_1))\pi_1))\pi_1))\pi_0 \\
& \parallel (a(f(a(f(aI_3(1))))\pi_0 \parallel (a((aI_1(0))\pi_1))\pi_0))
\end{aligned}$$

$\mapsto \dots$

The reduction continues in the same fashion for two other cycles, until the third process does not contain any occurrence of a anymore:

$$\begin{aligned}
& \mapsto^* a((f(\langle I_1(2), I_3(2) \rangle) \parallel (aI_3(2))\pi_0 \parallel \langle I_1(0), I_1(0) \rangle \pi_0) \\
& \parallel (f(I_2(2), I_3(2)) \parallel (aI_3(2))\pi_0 \parallel \langle I_2(1), I_2(1) \rangle \pi_0 \parallel \langle I_1(0), I_1(0) \rangle \pi_0) \\
& \parallel (f(I_3(2), I_3(2)) \parallel \langle I_2(1), I_3(2) \rangle \pi_0 \parallel \langle I_3(2), I_3(2) \rangle \pi_0 \parallel \langle I_2(1), I_2(1) \rangle \pi_0))
\end{aligned}$$

We then compute all occurrences of f in parallel:

$$\begin{aligned} \mapsto^* {}_a((I_1(3) \parallel (aI_3(2))\pi_0 \parallel \langle I_1(0), I_1(0) \rangle \pi_0) \\ \parallel (I_2(3) \parallel (aI_3(2))\pi_0 \parallel \langle I_2(1), I_2(1) \rangle \pi_0 \parallel \langle I_1(0), I_1(0) \rangle \pi_0) \\ \parallel (I_3(3) \parallel \langle I_2(1), I_3(2) \rangle \pi_0 \parallel \langle I_3(2), I_3(2) \rangle \pi_0 \parallel \langle I_2(1), I_2(1) \rangle \pi_0)) \end{aligned}$$

We then use a simplification reduction in order to remove the intermediate results which are no more needed and only keep the threads containing the result of the computation: $\mapsto^* I_1(3) \parallel I_2(3) \parallel I_3(3)$.

8 Related Work

The most widespread formalisms to represent concurrent computation is π -calculus. The main differences between π -calculus and λ_{\parallel} are the programming style and the purpose: while π -calculus [22,26] is a formalism mainly thought for *modeling* concurrent systems, λ_{\parallel} is a typed functional language intended as a *foundation for parallel programming*. The most basic similarity between the two systems is in the channel restrictions: the binder ${}_a()$ in ${}_a(u_1 \parallel \dots \parallel u_n)$ and νa in a π -calculus term $\nu a(P \mid Q)$ play the same rôle. Both systems implement communication exclusively by message passing. However, while in π -calculus communication only applies to names, communication in λ_{\parallel} is higher-order by default. Although higher-order communication can be obtained by extending the π -calculus [25], there are still no natural logic-based type systems for such an extension. Furthermore, while in π -calculus we can freely establish channels connecting any two processes, in λ_{\parallel} there are strict symmetry conditions; similar conditions are nonetheless adopted in typed versions of π -calculus, e.g. [27] and [28].

The fact that only one binder ${}_a()$ can occur in each λ_{\parallel} term does not limit the parallel programs that can be encoded in the system, as one such binder is enough to simulate any communication topology that can be represented by a directed graph. However, in contrast with π -calculus, λ_{\parallel} is not concurrent since it cannot represent dynamic patterns of communication among processes.

Starting from the seminal work in [9], several typed versions of π -calculus have been considered. Although introduced to *model* concurrent systems, the recent system in [10] is the closest to ours. The system uses an extension of the sequent calculus for intuitionistic linear logic to type networks of π -calculus processes and to describe and prescribe their behaviour by global choreographies.

Various parallel or concurrent extensions of λ -calculus have been defined by adding communication mechanisms inspired by process calculi, e.g. in [8], or by programming languages, e.g. in [23]. Most logic-based extensions of λ -calculus have linear logic at the core of their type system. Two prominent examples are the functional languages in [28] and [27], which are based on Curry–Howard correspondences between linear logic and extensions of λ -calculus by primitives for π -calculus-style communications [9]. The type system in [28] extends linear types with session types isomorphic to linear propositions. Logically, the system corresponds to an extension of intuitionistic linear logic by an inference rule

for the excluded middle law, which allows parallel terms to communicate, like the corresponding λ_{\parallel} rule. Nonetheless, the functional calculus is not equipped with reduction rules, it is only translated into the typed π -calculus of [28] based on the isomorphism between session types and linear logic. Therefore, there is no attempt to connect the elimination of logical detours to program reduction. By contrast, the reduction rules of λ_{\parallel} are also proof transformations and can be seen as simplifications of those of the calculi in [3], [2], and [4] which are full Curry–Howard correspondences between logical proofs and programs. The language in [27] extends π -calculus terms corresponding to linear logic proofs by functional programming mechanisms. Moreover, while in these works, session types are used to describe exactly the type, number and order of the exchanged messages, λ_{\parallel} channel-types only describe the type of communications. However, since the number of communications is not type-determined, the structure of communication can be defined at runtime. Hence, the system is compatible with the addition of a recursion operator that allows to model the communication structure according to the requirements of the problem instance at hand, as it would be needed, for example, for a parametric version of the Floyd–Warshall algorithm.

Preliminary work using propositional intermediate logics as bases for parallel λ -calculi are [3,2]. The resulting calculi provide a computational interpretation of the underlying logics (classical logic and Gödel logic, respectively). The basic communication reductions of the resulting calculi implement *particular* λ_{\parallel} communications: the simple message passing mechanism based on classical logic ($\mathbf{IL} + \mathbb{A} \vee \neg \mathbb{A}$) [3] – shown in Figure 1 (a) – and a message passing mechanism based on Gödel logic ($\mathbf{IL} + (\mathbb{A} \rightarrow \mathbb{B}) \vee (\mathbb{B} \rightarrow \mathbb{A})$) [2] that uses channels for sending messages in both directions. The particular typing rules of λ_{\parallel} implementing these communication mechanisms are indeed defined by the intuitionistically equivalent axiom schemas $(\mathbb{A} \rightarrow \mathbb{A} \wedge \perp) \vee (\mathbb{B} \rightarrow \mathbb{B} \wedge \mathbb{A})$ and $(\mathbb{A} \rightarrow \mathbb{A} \wedge \mathbb{B}) \vee (\mathbb{B} \rightarrow \mathbb{B} \wedge \mathbb{A})$, respectively. By adopting a more powerful class of intermediate logics, we have gained here much more computational expressivity. In particular, not only can we model infinitely many process topologies that cannot be encoded in these calculi, but we can also specify process networks in a more direct and less prone-to-error way. Moreover, unlike those of the calculi in [2] and [3], the simpler reductions of λ_{\parallel} enjoy strong normalization.

9 Conclusions and Future Work

We introduced λ_{\parallel} , a simple and powerful typed parallel λ -calculus. λ_{\parallel} cannot be classified as yet another, arbitrary calculus. Logic, here, is the language designer. λ_{\parallel} naturally arises indeed via Curry–Howard correspondence from fundamental mathematical objects: logics intermediate between classical and intuitionistic.

Although the reductions of λ_{\parallel} suffice for most parallel programming tasks, they do not provide a logically satisfactory computational interpretation of the underlying logics and allow only closed programs to be sent. Sending open programs and their closures might be useful for code optimization and, in general, is

a “fundamental problem in any distributed implementation of a statically-typed, higher-order programming language” (cf. the description of Cloud Haskell in [12]). Logic can guide the solution to this problem in λ_{\parallel} . Indeed as in most Curry–Howard correspondences, each reduction of a λ_{\parallel} term corresponds to a transformation of the associated logical derivation into a more direct one, avoiding unnecessary, or unnecessarily complex, reasoning steps. Formally, this notion of “being direct” is captured by the Subformula Property. The sets of λ_{\parallel} communication reductions are indeed not enough for ensuring that normal terms enjoy the subformula property, i.e., that the type of every subterm appearing in a normal $\mathbf{IL} + \mathcal{A}$ proof is a conjunction of subformulas of one of the premises or of the conclusion. New reductions are indeed needed to prove the subformula property and thus a logically satisfactory Curry–Howard correspondence; these reductions would also enable λ_{\parallel} to send open programs and their closures. the price to pay is to greatly complicate the calculus, without effecting its expressive power. The missing reductions would generalize those defined in [3,2] for the particular cases of the λ -calculi arising from classical logic ($\mathbf{IL} + \mathbb{A} \vee \neg\mathbb{A}$) and from Gödel logic ($\mathbf{IL} + (\mathbb{A} \rightarrow \mathbb{B}) \vee (\mathbb{B} \rightarrow \mathbb{A})$). The generality of the shape of axioms \mathcal{A} would further complicate their reading and the normalization proof.

References

1. J. Armstrong, R. Virding, C. Wilkström, and M. Williams. *Concurrent programming in Erlang*. Prentice Hall, 1993.
2. F. Aschieri, A. Ciabattoni, and F.A. Genco. Gödel logic: From natural deduction to parallel computation. In *LICS 2017*, pages 1–12, 2017.
3. F. Aschieri, A. Ciabattoni, and F.A. Genco. Classical proofs as parallel programs. In *Gandalf 2018*, 2018.
4. F. Aschieri, A. Ciabattoni, and F.A. Genco. A concurrent computational interpretation of intermediate logics. Submitted, 2019.
5. F. Aschieri and M. Zorzi. On natural deduction in classical first-order logic: Curry–Howard correspondence, strong normalization and herbrand’s theorem. *Theoret. Comput. Sci.*, 625:125–146, 2016.
6. A. Avron. Hypersequents, logical consequence and intermediate logics for concurrency. *Annals of Mathematics and Artificial Intelligence*, 4(3):225–248, 1991.
7. H.P. Barendregt. *The lambda calculus*. North-Holland Amsterdam, 1984.
8. G. Boudol. Towards a lambda-calculus for concurrent and communicating systems. In *TAPSOFT 1989*, pages 149–161, 1989.
9. L. Caires and F. Pfenning. Session types as intuitionistic linear propositions. In *CONCUR 2010*, pages 222–236, 2010.
10. M. Carbone, F. Montesi, and C. Schümann. Choreographies, logically. *Distributed Computing*, 31(1):51–67, 2018.
11. V. Danos and J.-L. Krivine. Disjunctive tautologies as synchronisation schemes. In *CSL 2000*, pages 292–301, 2000.
12. J. Epstein, A.P. Black, and S.L. Peyton Jones. Towards Haskell in the cloud. In *ACM Haskell Symposium 2011*, pages 118–129, 2011.
13. J.-Y. Girard, Y. Lafont, and P. Taylor. *Proofs and Types*. Cambridge University Press, 1989.

14. R. Harper. Parallelism is not concurrency. Available at <https://existentialtype.wordpress.com/2011/03/17/parallelism-is-not-concurrency>, 2011.
15. K. Honda and M. Tokoro. An object calculus for asynchronous communication. In *ECOP 1991*, pages 133–147, 1991.
16. T. Horstmeyer and R. Loogen. Graph-based communication in Eden. *Higher-order and symbolic computation*, 26(1):3–28, 2013.
17. W.A. Howard. The formulae-as-types notion of construction. In *To H. B. Curry: Essays on Combinatory Logic, Lambda Calculus, and Formalism*, pages 479–491. Academic Press, 1980.
18. R. Loogen. Eden – parallel functional programming with Haskell. In *CEFP 2011*, pages 142–206, 2011.
19. R. Loogen, Y. Ortega-Mallén, and R. Pena. Parallel functional programming in Eden. *Journal of Functional Programming*, 15(3):431–475, 2005.
20. E. G. K. López-Escobar. Implicational logics in natural deduction systems. *Journal of Symbolic Logic*, 47(1):184–186, 1982.
21. R. Milner. Lectures on a calculus for communicating systems. In *Seminar on Concurrency, Carnegie-Mellon University, Pittsburg, PA, USA, July 9-11, 1984*, pages 197–220, 1984.
22. R. Milner. Functions as processes. *Mathematical Structures in Computer Science*, 2(2):119–141, 1992.
23. J. Niehrena, J. Schwinghammer, and G. Smolka. A concurrent lambda calculus with futures. *Theoretical Computer Science*, 364:338–356, 2006.
24. D. Prawitz. Ideas and results in proof theory. In *Proceedings of the Second Scandinavian Logic Symposium*, pages 237–309. North-Holland, 1971.
25. D. Sangiorgi. *Expressing mobility in process algebras: first-order and higher-order paradigms*. PhD thesis, The University of Edinburgh, 1993.
26. D. Sangiorgi and D. Walker. *The pi-calculus: a Theory of Mobile Processes*. Cambridge University Press, 2003.
27. B. Toninho, L. Caires, and F. Pfenning. Higher-order processes, functions, and sessions: A monadic integration. In *ESOP 2013*, pages 350–369, 2013.
28. P. Wadler. Propositions as sessions. *ICFP 2012*, 24:384–418, 2012.

A Appendix

Full reduction of the ring Floyd–Warshall algorithm in λ_{\parallel}

$$\begin{aligned}
& a((f(a(f(a(f(aI_1(0)))))) \parallel (a((a((a((a(\langle 0, I_1(0) \rangle \pi_1)) \pi_1)) \pi_1)) \pi_0) \\
& \quad \parallel (a(\langle 0, I_1(0) \rangle \pi_1)) \pi_0) \\
& \parallel \frac{(f(a(f(a(f(a(f(aI_2(0)))))) \parallel (a((a((a((a(\langle 0, I_2(0) \rangle \pi_1)) \pi_1)) \pi_1)) \pi_1)) \pi_1)) \pi_0) \\
& \quad \parallel (a(f(a(f(a(f(aI_2(0)))))) \pi_0 \parallel (a((a(\langle 0, I_2(0) \rangle \pi_1)) \pi_1)) \pi_0) \\
& \parallel (f(a(f(a(f(a(f(aI_3(0)))))) \parallel (a((a((a((a(\langle 0, I_3(0) \rangle \pi_1)) \pi_1)) \pi_1)) \pi_1)) \pi_0) \\
& \quad \parallel (a(f(a(f(a(f(aI_3(0)))))) \pi_0 \parallel (a((a(\langle 0, I_3(0) \rangle \pi_1)) \pi_1)) \pi_0))
\end{aligned}$$

$$\begin{aligned}
& \mapsto^*_a((f(a(f(a(f(aI_1(0)))))) \parallel (a((a((a((aI_1(0)) \pi_1)) \pi_1)) \pi_1)) \pi_0 \parallel (aI_1(0)) \pi_0) \\
& \quad \parallel \frac{(f(a(f(a(f(a(f(aI_2(0)))))) \parallel (a((a((a((a(I_2(0)) \pi_1)) \pi_1)) \pi_1)) \pi_1)) \pi_0) \\
& \quad \parallel (a(f(a(f(a(f(aI_2(0)))))) \pi_0 \parallel (a((a(I_2(0)) \pi_1)) \pi_0) \\
& \quad \parallel (f(a(f(a(f(a(f(aI_3(0)))))) \parallel (a((a((a((aI_3(0)) \pi_1)) \pi_1)) \pi_1)) \pi_0) \\
& \quad \parallel (a(f(a(f(a(f(aI_3(0)))))) \pi_0 \parallel (a((a(I_3(0)) \pi_1)) \pi_1)) \pi_0))
\end{aligned}$$

$$\begin{aligned}
& \mapsto^*_a((f(a(f(a(f(aI_1(0)))))) \parallel (a((a((a((aI_1(0)) \pi_1)) \pi_1)) \pi_1)) \pi_0 \parallel (a(I_1(0))) \pi_0) \\
& \quad \parallel (f(a(f(a(f(a(f(aI_2(0), I_1(0)))))) \parallel (a((a((a((a(\langle I_2(0), I_1(0) \rangle \pi_1)) \pi_1)) \pi_1)) \pi_1)) \pi_0) \\
& \quad \parallel (a(f(a(f(a(f(aI_2(0), I_1(0)))))) \pi_0 \parallel (a(\langle I_2(0), I_1(0) \rangle \pi_1)) \pi_0) \\
& \quad \parallel \frac{(f(a(f(a(f(a(f(aI_3(0)))))) \parallel (a((a((a((aI_3(0)) \pi_1)) \pi_1)) \pi_1)) \pi_0) \\
& \quad \parallel (a(f(a(f(a(f(aI_3(0)))))) \pi_0 \parallel (a((a(I_3(0)) \pi_1)) \pi_1)) \pi_0)
\end{aligned}$$

$$\begin{aligned}
& \mapsto^*_a((f(a(f(a(f(aI_1(0)))))) \parallel (a((a((a((aI_1(0)) \pi_1)) \pi_1)) \pi_1)) \pi_0 \parallel (a(I_1(0))) \pi_0) \\
& \quad \parallel (f(a(f(a(f(a(f(aI_2(0), I_1(0)))))) \parallel (a((a((a((aI_1(0)) \pi_1)) \pi_1)) \pi_1)) \pi_0) \\
& \quad \parallel (a(f(a(f(a(f(aI_2(0), I_1(0)))))) \pi_0 \parallel (aI_1(0)) \pi_0) \\
& \quad \parallel \frac{(f(a(f(a(f(a(f(aI_3(0)))))) \parallel (a((a((a((aI_3(0)) \pi_1)) \pi_1)) \pi_1)) \pi_0) \\
& \quad \parallel (a(f(a(f(a(f(aI_3(0)))))) \pi_0 \parallel (a((a(I_3(0)) \pi_1)) \pi_1)) \pi_0)
\end{aligned}$$

$$\begin{aligned}
& \mapsto^*_a((f(a(f(a(f(aI_1(0)))))) \parallel (a((a((a((aI_1(0)) \pi_1)) \pi_1)) \pi_1)) \pi_0 \parallel (a(I_1(0))) \pi_0) \\
& \quad \parallel (f(a(f(a(f(a(f(aI_2(0), I_1(0)))))) \parallel (a((a((a((aI_1(0)) \pi_1)) \pi_1)) \pi_1)) \pi_0) \\
& \quad \parallel (a(f(a(f(a(f(aI_2(0), I_1(0)))))) \pi_0 \parallel (aI_1(0)) \pi_0) \\
& \quad \parallel (f(a(f(a(f(a(f(aI_3(0), I_1(0)))))) \parallel (a((a((a((aI_3(0), I_1(0)) \pi_1)) \pi_1)) \pi_1)) \pi_0) \\
& \quad \parallel (a(f(a(f(a(f(aI_3(0), I_1(0)))))) \pi_0 \parallel (a((a(I_3(0), I_1(0)) \pi_1)) \pi_1)) \pi_0)
\end{aligned}$$

$$\begin{aligned}
& \mapsto^*_a \left(\left(f(a(f(a(f(aI_1(0)))))) \right) \parallel (a((a((a((aI_1(0))\pi_1))\pi_1))\pi_0) \parallel (a(I_1(0)))\pi_0 \right) \\
& \parallel \left(f(a(f(a(f(a(f(I_2(0), I_1(0))))))) \right) \parallel (a((a((a((aI_1(0))\pi_1))\pi_1))\pi_0) \\
& \parallel (a(f(a(f(I_2(0), I_1(0))))))\pi_0 \parallel (aI_1(0))\pi_0 \\
& \parallel \left(f(a(f(a(f(a(f(I_3(0), I_1(0))))))) \right) \parallel (a((a((a(I_1(0))\pi_1))\pi_1))\pi_0 \\
& \parallel (a(f(a(f(a(f(I_3(0), I_1(0))))))\pi_0 \parallel (a((aI_1(0))\pi_1))\pi_0)
\end{aligned}$$

$$\begin{aligned}
& \mapsto^*_a \left(\left(f(a(f(a(f(I_1(0), I_1(0)))))) \right) \parallel (a((a((a(\langle I_1(0), I_1(0) \rangle \pi_1))\pi_1))\pi_0) \parallel \langle I_1(0), I_1(0) \rangle \pi_0 \right) \\
& \parallel \left(f(a(f(a(f(a(f(I_2(0), I_1(0))))))) \right) \parallel (a((a((a((aI_1(0))\pi_1))\pi_1))\pi_0) \\
& \parallel (a(f(a(f(I_2(0), I_1(0))))))\pi_0 \parallel (aI_1(0))\pi_0 \\
& \parallel \left(f(a(f(a(f(a(f(I_3(0), I_1(0))))))) \right) \parallel (a((a((a(I_1(0))\pi_1))\pi_1))\pi_0 \\
& \parallel (a(f(a(f(a(f(I_3(0), I_1(0))))))\pi_0 \parallel (a((aI_1(0))\pi_1))\pi_0)
\end{aligned}$$

$$\begin{aligned}
& \mapsto^*_a \left(\left(f(a(f(aI_1(1)))) \right) \parallel (a((a((aI_1(0))\pi_1))\pi_1))\pi_0 \parallel \langle I_1(0), I_1(0) \rangle \pi_0 \right) \\
& \parallel \left(f(a(f(a(f(aI_2(1)))))) \right) \parallel (a((a((a((aI_1(0))\pi_1))\pi_1))\pi_0) \\
& \parallel (a(f(aI_2(1)))) \parallel aI_1(0))\pi_0 \\
& \parallel \left(f(a(f(a(f(aI_3(1)))))) \right) \parallel (a((a((a(I_1(0))\pi_1))\pi_1))\pi_0 \\
& \parallel (a(f(a(f(aI_3(1))))))\pi_0 \parallel (a((aI_1(0))\pi_1))\pi_0)
\end{aligned}$$

$$\begin{aligned}
& \mapsto^*_a \left(\left(f(a(f(aI_1(1)))) \right) \parallel (a((a((aI_1(0))\pi_1))\pi_1))\pi_0 \parallel \langle I_1(0), I_1(0) \rangle \pi_0 \right) \\
& \parallel \left(f(a(f(a(f(I_2(1), I_1(0)))))) \right) \parallel (a((a((a(\langle I_1(0), I_1(0) \rangle \pi_1))\pi_1))\pi_0) \\
& \parallel (a(f(I_2(1), I_1(0))))\pi_0 \parallel \langle I_1(0), I_1(0) \rangle \pi_0 \\
& \parallel \left(f(a(f(a(f(aI_3(1)))))) \right) \parallel (a((a((a(I_1(0))\pi_1))\pi_1))\pi_0 \\
& \parallel (a(f(a(f(aI_3(1))))))\pi_0 \parallel (a((aI_1(0))\pi_1))\pi_0)
\end{aligned}$$

$$\begin{aligned}
& \mapsto^*_a \left(\left(f(a(f(aI_1(1)))) \right) \parallel (a((a((aI_1(0))\pi_1))\pi_1))\pi_0 \parallel (\langle I_1(0), I_1(0) \rangle \pi_0) \right) \\
& \parallel \left(f(a(f(aI_2(1)))) \right) \parallel (a((a((aI_1(0))\pi_1))\pi_1))\pi_0 \parallel (a(I_2(1)))\pi_0 \parallel (\langle I_1(0), I_1(0) \rangle \pi_0) \\
& \parallel \left(f(a(f(a(f(aI_3(1)))))) \right) \parallel (a((a((a(I_1(0))\pi_1))\pi_1))\pi_0 \\
& \parallel (a(f(a(f(aI_3(1))))))\pi_0 \parallel (a((aI_1(0))\pi_1))\pi_0)
\end{aligned}$$

$$\begin{aligned}
& \mapsto^*_a \left(\left(f(a(f(aI_1(1)))) \right) \parallel (a((a((aI_1(0))\pi_1))\pi_1))\pi_0 \parallel \langle I_1(0), I_1(0) \rangle \pi_0 \right) \\
& \parallel \left(f(a(f(aI_2(1)))) \right) \parallel (a((a((aI_1(0))\pi_1))\pi_1))\pi_0 \parallel (aI_2(1))\pi_0 \parallel \langle I_1(0), I_1(0) \rangle \pi_0 \\
& \parallel \left(f(a(f(a(f(I_3(1), I_2(1)))))) \right) \parallel (a((a(\langle I_3(1), I_2(1) \rangle \pi_1))\pi_1))\pi_0 \\
& \parallel (a(f(a(f(I_3(1), I_2(1))))))\pi_0 \parallel (a(\langle I_1(0), I_2(1) \rangle \pi_1))\pi_0)
\end{aligned}$$

$$\begin{aligned}
& \mapsto^*_a ((f\langle I_1(2), I_3(2) \rangle \parallel (aI_3(2))\pi_0 \parallel \langle I_1(0), I_1(0) \rangle \pi_0) \\
& \parallel (f(aI_2(2)) \parallel (a((aI_2(1))\pi_1))\pi_0 \parallel \langle I_2(1), I_2(1) \rangle \pi_0 \parallel \langle I_1(0), I_1(0) \rangle \pi_0) \\
& \parallel (f(aI_3(2)) \parallel (aI_2(1))\pi_0 \parallel (aI_3(2))\pi_0 \parallel \langle I_2(1), I_2(1) \rangle \pi_0))
\end{aligned}$$

$$\begin{aligned}
& \mapsto^*_a ((f\langle I_1(2), I_3(2) \rangle \parallel (aI_3(2))\pi_0 \parallel \langle I_1(0), I_1(0) \rangle \pi_0) \\
& \parallel (f\langle I_2(2), I_3(2) \rangle \parallel (a(\langle I_2(1), I_3(2) \rangle \pi_1))\pi_0 \parallel \langle I_2(1), I_2(1) \rangle \pi_0 \parallel \langle I_1(0), I_1(0) \rangle \pi_0) \\
& \parallel (f(aI_3(2)) \parallel (aI_2(1))\pi_0 \parallel (aI_3(2))\pi_0 \parallel \langle I_2(1), I_2(1) \rangle \pi_0))
\end{aligned}$$

$$\begin{aligned}
& \mapsto^*_a ((f\langle I_1(2), I_3(2) \rangle \parallel (aI_3(2))\pi_0 \parallel \langle I_1(0), I_1(0) \rangle \pi_0) \\
& \parallel (f\langle I_2(2), I_3(2) \rangle \parallel (aI_3(2))\pi_0 \parallel \langle I_2(1), I_2(1) \rangle \pi_0 \parallel \langle I_1(0), I_1(0) \rangle \pi_0) \\
& \parallel (f(aI_3(2)) \parallel (aI_2(1))\pi_0 \parallel (aI_3(2))\pi_0 \parallel \langle I_2(1), I_2(1) \rangle \pi_0))
\end{aligned}$$

$$\begin{aligned}
& \mapsto^*_a ((f\langle I_1(2), I_3(2) \rangle \parallel (aI_3(2))\pi_0 \parallel \langle I_1(0), I_1(0) \rangle \pi_0) \\
& \parallel (f\langle I_2(2), I_3(2) \rangle \parallel (aI_3(2))\pi_0 \parallel \langle I_2(1), I_2(1) \rangle \pi_0 \parallel \langle I_1(0), I_1(0) \rangle \pi_0) \\
& \parallel (f\langle I_3(2), I_3(2) \rangle \parallel \langle I_2(1), I_3(2) \rangle \pi_0 \parallel \langle I_3(2), I_3(2) \rangle \pi_0 \parallel \langle I_2(1), I_2(1) \rangle \pi_0))
\end{aligned}$$

$$\begin{aligned}
& \mapsto^*_a ((I_1(3) \parallel (aI_3(2))\pi_0 \parallel \langle I_1(0), I_1(0) \rangle \pi_0) \\
& \parallel (I_2(3) \parallel (aI_3(2))\pi_0 \parallel \langle I_2(1), I_2(1) \rangle \pi_0 \parallel \langle I_1(0), I_1(0) \rangle \pi_0) \\
& \parallel (I_3(3) \parallel \langle I_2(1), I_3(2) \rangle \pi_0 \parallel \langle I_3(2), I_3(2) \rangle \pi_0 \parallel \langle I_2(1), I_2(1) \rangle \pi_0))
\end{aligned}$$

$$\mapsto^* I_1(3) \parallel I_2(3) \parallel I_3(3)$$