

A Unified Dissertation on Bearing Rigidity Theory

Marta Pasquetti¹, Giulia Michieletto¹, Daniel Zelazo² and Angelo Cenedese¹

Abstract—Accounting for the current state-of-the-art, this work aims at summarizing the main notions on the bearing rigidity theory, namely the branch of knowledge investigating the structural properties of multi-element systems necessary to preserve the inter-units bearings when exposed to deformations. The original contribution consists in the definition of a unified framework for the statement of the principal definitions and results that are then particularized by evaluating the most studied metric spaces, providing a complete overview of the existing literature about the bearing rigidity theory.

I. INTRODUCTION

According to the most general definition, rigidity theory aims at studying the *stiffness* of a given system, understood as a reaction to an induced deformation. This branch of knowledge originally emerges in the mathematics and geometry field, and extends to several research areas, ranging from mechanics to biology, from robotics to chemistry, properly declining itself according to the study context.

A. Historical Background

The *concept of rigidity* dates back to 1776 when Euler has conjectured that every polyhedron is rigid, meaning that every motion of a given polyhedron results in a new polyhedron which is congruent to the first one [1]. This fact was proven in 1813 by Cauchy for convex polytopes in three dimensional space [2]. Nonetheless, the most interesting part of Cauchy's theorem consists of its corollary affirming that if one makes a physical model of a convex polyhedron by connecting together rigid plates for each of the polyhedron faces with flexible hinges along the polyhedron edges, then this ensemble of components necessarily forms a *rigid structure*. Such a corollary represents a starting point for the study of the rigid structures that affects various research fields, involving mechanical and building structures, biological and artificial compounds and industrial materials, to cite a few (see [3] and the references therein).

An outstanding result in this direction is constituted by the work of Laman who, in 1970, provided a definition of a family of sparse graphs describing rigid systems of bars and joints in the plane [4]. According to this definition, a plane skeletal structure can be modeled as a graph so that each vertex corresponds to a joint in the structure and each edge represents a bar connecting two elements. This graphical model is then endowed with a map from the vertex set to the two-dimensional Euclidean space associating each joint to its position on the plane. The pair made up of the underlying

graph and the corresponding position map is often referred as a plane Euclidean realization of the graph. In 1978, to model more complex systems composed of different units interconnected by flexible linkages or hinges, Asimow and Roth have introduced the notion of *framework*. This mathematically corresponds to the graph-based representation of the system jointly with a set of elements in \mathbb{R}^d , $d \geq 2$, each of one associated to a vertex of the graph and describing the position of the corresponding unit composing the structure [5]. The problem of determining whether a given framework is rigid in \mathbb{R}^d , namely if there is no transformation of the graph vertices such that the final configuration is not congruent (in the Euclidean sense) to the original one, has been studied by many authors for well over a century [6]–[15]. In most of the cases, the rigidity of a given system can be established by computing the rank of a suitable defined matrix, generically called *rigidity matrix*, that accounts for the interconnections among the structure components.

Recently, overcoming the standard bar-and-joints frameworks, the rigidity theory has enlarged its focus toward autonomous multi-agent systems wherein the connections among the elements of the formation are virtual, representing the sensing relations among the devices (see [16] and the references therein). The concept of framework has thus been redefined by considering also manifolds more complex than the (n -dimensional) Euclidean space. In these cases, the rigidity theory is turned out to be an important architectural property of many multi-agent systems where a common inertial reference frame should be unavailable but the involved devices are characterized by sensing, communication and movement capabilities. In particular, the rigidity concepts and results suitably fit for applications connected to the stabilization and motion control of mobile robots formations and to the sensors cooperation for localization, exploration, mapping and tracking of a target (see, e.g., [17]–[23]).

B. Distance vs. Bearing Rigidity

Within the multi-device systems context, rigidity properties for a given framework deals with agents interactions maintenance, according to the available sensing measurements¹. From this perspective, the literature differentiates between *distance rigidity* and *parallel/bearing rigidity*. When the agents are able to gather only range measurements, distance constraints can be imposed to preserve the formation distance rigidity. On the other hand, the formation parallel/bearing rigidity properties are determined through

¹Dept. of Information Engineering, University of Padova, Padova, Italy.

²Faculty of Aerospace Engineering, Technion, Haifa, Israel.

Corresponding author: G. Michieletto, giulia.michieletto@unipd.it

¹In accordance with the existing works about rigidity theory, in the rest of the paper we assume to deal with homogeneous multi-agent systems whose elements are characterized by the same sensing capabilities.

the fulfillment of direction constraints defined upon bearing measurements which are available whether the vehicles are equipped with bearing sensors and/or calibrated cameras.

The principal notions about distance rigidity are illustrated in [17], [18], [24]–[34]. These works explain how distance constraints for a framework can be summarized into a properly defined matrix whose rank determines the rigidity properties of the system analogously to the case of frameworks embedded in \mathbb{R}^d . In such a context, indeed, it turns out to be useful to consider the given multi-agent system as a bar-and-joint structure where the agents are represented as particle points (joints) in \mathbb{R}^d , $d \geq 2$, and the interacting agent pairs can be thought as being joined by bars whose lengths enforce the inter-agent distance constraints.

Bearing rigidity in \mathbb{R}^2 (or parallel rigidity) is instead determined by normal constraints over the directions of interacting agents, namely the edges of the graph associated to the framework, as explained in [19], [35]–[39]. These constraints entail the preservation of the angles formed between pairs of interconnected agents and the lines joining them, i.e., the inter-agent bearings. Similar inter-agent direction constraints can be stated to access the rigidity properties of frameworks embedded in \mathbb{R}^d with $d > 2$, where the bearing between two agents coincides with their normalized relative direction vector [20]–[22], [40]–[44]. In both cases, the agents are modeled as particle points in \mathbb{R}^d , $d \geq 2$, and the necessary and sufficient condition to guarantee the rigidity properties of a given framework rests upon the rank and eigenvalues of a matrix summarizing the involved constraints.

Dealing with a more realistic scenario, in [45]–[50] bearings are assumed to be expressed in the local frame of each agent composing the framework. This implies that each device in the group is model as a rigid body having a certain position and orientation w.r.t. a common inertial frame which is supposed to be unavailable to the group. In particular, in [46], [47] the attention is focus on multi-agent systems acting on a plane, in [45], [48], [49] the study is extended to the 3D space although limiting the agents attitude kinematics to rotations along only one axis, while in [50] fully-actuated formations are considered by assuming to deal with systems of agents having six controllable degrees of freedom (dofs). Analogously to the former cases, the rigidity properties of the aforementioned multi-agent systems can be established through the definition and the spectral analysis of a matrix accounting for the inter-vehicle sensing interplay.

C. A Unified Framework for the Bearing Rigidity Theory

In the past, distance rigidity has been deeply investigated from the theoretical perspective and the related multi-agent systems applications are nowadays copious, mainly focusing on formation localization and control (see, e.g., [51]–[53] for a comprehensive overview). Bearing rigidity theory, instead, has been developed lately, gaining popularity in the last years as multi-agent systems control strategy.

Motivated by the similarities emerging from the existing literature that diversifies depending on the framework domains due to agent features, we aim at providing a unified

framework for the statement of the principal bearing rigidity notions which are thus defined accounting for generic metric spaces. This constitutes the original contribution of this work that also summarizes the state-of-the-art results by properly specifying the given generic notions for the multi-agent scenarios described in Sec. I-B. In all the cases, we state the main definitions jointly with the conditions to determine whether a given system is rigid and we clarify the theoretical results through graphical examples. Tab. II provide a comprehensive overview about the principal features of the bearing rigidity theory for different framework domains whose differences in terms of agents model and corresponding bearing measurements are observable in Fig. 5. Note that our purpose is not to derive a generalized formulation of rigidity theory, as in [54], [55] where heterogeneous agents states and measurements constraints are allowed, but to propose a unified framework for the investigation of the rigidity properties of (homogeneous) multi-agent systems characterized by bearing sensing interplay and modeled exploiting the graph theory.

The rest of the paper is organized as follows. In Sec. II we recall some notions on graph theory and we state the notation used in the rest of the work. In Sec. III we provide the basics of the bearing rigidity theory that is then particularized in Sec. IV–VI for specific domains. Sec. VII is devoted to the discussion about degenerate formation cases. Finally, we summarize the main conclusions in Sec. VIII.

II. PRELIMINARIES AND NOTATION

A *graph* is an ordered pair $\mathcal{G} = (\mathcal{V}, \mathcal{E})$ consisting of the vertex set $\mathcal{V} = \{v_1 \dots v_n\}$ and the edge set $\mathcal{E} = \{e_1 \dots e_m\} \subseteq \mathcal{V} \times \mathcal{V}$, having cardinality $|\mathcal{V}| = n$ and $|\mathcal{E}| = m$, respectively. We distinguish between undirected, directed and oriented graphs. An *undirected graph* is a graph whereby edges have no orientation, thus $e_k = (v_i, v_j) \in \mathcal{E}$ is identical to $e_h = (v_j, v_i) \in \mathcal{E}$. Contrarily, a *directed graph* is a graph whereby edges have orientation so that the edge $e_k = (v_i, v_j) \in \mathcal{E}$ is directed from $v_i \in \mathcal{V}$ (head) to $v_j \in \mathcal{V}$ (tail). An *oriented graph* is an undirected graph jointly with an orientation that is the assignment of a unique direction to each edge, hence only one directed edge ($e_k = (v_i, v_j)$ or $e_h = (v_j, v_i)$) can exist between two vertices $v_i, v_j \in \mathcal{V}$.

For any graph $\mathcal{G} = (\mathcal{V}, \mathcal{E})$, the corresponding *complete graph* $\mathcal{K} = (\mathcal{V}, \mathcal{E}_{\mathcal{K}})$ is the graph characterized by the same vertex set \mathcal{V} , while the edge set is completed so that each pair of distinct vertices is joined by an edge if \mathcal{G} is undirected/oriented ($|\mathcal{E}_{\mathcal{K}}| = n(n-1)/2$) and by a pair of edges (one in each direction) if \mathcal{G} is directed ($|\mathcal{E}_{\mathcal{K}}| = n(n-1)$).

For a directed/oriented graph, the *incidence matrix* $\mathbf{E} \in \mathbb{R}^{n \times m}$ is the $\{0, \pm 1\}$ -matrix defined as

$$[\mathbf{E}]_{ik} = \begin{cases} -1 & \text{if } e_k = (v_i, v_j) \in \mathcal{E} \text{ (outgoing edge)} \\ 1 & \text{if } e_k = (v_j, v_i) \in \mathcal{E} \text{ (ingoing edge)} \\ 0 & \text{otherwise} \end{cases} \quad (1)$$

and, in a similar way, the matrix $\mathbf{E}_o \in \mathbb{R}^{n \times m}$ is given by

$$[\mathbf{E}_o]_{ik} = \begin{cases} -1 & \text{if } e_k = (v_i, v_j) \in \mathcal{E} \text{ (outgoing edge)} \\ 0 & \text{otherwise} \end{cases} \quad (2)$$

We introduce also the matrices $\bar{\mathbf{E}} = \mathbf{E} \otimes \mathbf{I}_d \in \mathbb{R}^{dn \times dm}$ and $\bar{\mathbf{E}}_0 = \mathbf{E}_0 \otimes \mathbf{I}_d \in \mathbb{R}^{dn \times dm}$, where \otimes indicates the Kronecker product, \mathbf{I}_d is the d -dimensional identity matrix, and $d \geq 2$ refers to the dimension of the considered space.

In this perspective, the d -sphere embedded in \mathbb{R}^{d+1} is denoted as \mathbb{S}^d . Thus, \mathbb{S}^1 represents the 1-dimensional manifold on the unit circle in \mathbb{R}^2 , and \mathbb{S}^2 represents the 2-dimensional manifold on the unit sphere in \mathbb{R}^3 . The vectors of the canonical basis of \mathbb{R}^d are indicated as \mathbf{e}_i , $i \in \{1 \dots d\}$, and they have a one in the entry $i \bmod d$ and zeros elsewhere.

Given a vector $\mathbf{x} \in \mathbb{R}^d$, its Euclidean norm is denoted as $\|\mathbf{x}\| \in \mathbb{R}$, moreover we define the operator $\mathbf{P}: \mathbb{R}^d \rightarrow \mathbb{R}^{d \times d}$,

$$\mathbf{P}(\mathbf{x}) = \mathbf{I}_d - \frac{\mathbf{x} \mathbf{x}^\top}{\|\mathbf{x}\| \|\mathbf{x}\|}, \quad (3)$$

that maps any (non-zero) vector to the orthogonal complement of the vector \mathbf{x} (orthogonal projection operator). Hence, $\mathbf{P}(\mathbf{x})\mathbf{y}$ indicates the projection of $\mathbf{y} \in \mathbb{R}^d$ onto the orthogonal complement of $\mathbf{x} \in \mathbb{R}^d$. Given two vectors $\mathbf{x}, \mathbf{y} \in \mathbb{R}^3$, their cross product is referred as $\mathbf{x} \times \mathbf{y} = [\mathbf{x}]_\times \mathbf{y} = -[\mathbf{y}]_\times \mathbf{x}$, where the map $[\cdot]_\times: \mathbb{R}^3 \rightarrow \mathfrak{so}(3)$ associates each vector $\mathbf{x} \in \mathbb{R}^3$ to the corresponding skew-symmetric matrix belonging to the Special Orthogonal algebra $\mathfrak{so}(3)$.

Given a matrix $\mathbf{A} \in \mathbb{R}^{p \times q}$, its null space and image space are denoted as $\ker(\mathbf{A})$ and $\text{Im}(\mathbf{A})$, respectively. The dimension of $\text{Im}(\mathbf{A})$ (or equivalently the number of linearly independent columns of \mathbf{A}) is indicated as $\text{rank}(\mathbf{A})$, whereas $\text{null}(\mathbf{A})$ stands for the nullity of the matrix, namely $\text{null}(\mathbf{A}) = \dim(\ker(\mathbf{A}))$. We recall that the well-known rank-nullity theorem asserts that $\text{rank}(\mathbf{A}) + \text{null}(\mathbf{A}) = q$.

Finally, we use the notation $\text{diag}(\mathbf{A}_k) \in \mathbb{R}^{p \times r q}$ to indicate the block diagonal matrix associated to the set $\{\mathbf{A}_k \in \mathbb{R}^{p \times q}\}_{k=1}^r$. In the following we will deal with block diagonal matrices related to the edges of a given graph \mathcal{G} : each block \mathbf{A}_k thus depends on the vertices v_i, v_j so that $e_k = (v_i, v_j)$, i.e., $\mathbf{A}_k = \mathbf{f}(i, j)$ and $r = m$.

III. MAIN DEFINITIONS

In this section we introduce the main concepts related to the bearing rigidity theory. These will be particularized for the specific metric spaces in the rest of the paper.

A. Framework Formation Model

Consider a generic formation of $n \geq 3$ agents, wherein each agent is associated to an element of the metric space \mathcal{D} describing its state in terms of controllable variables. In addition, each agent is provided with bearing sensing capabilities, i.e., it is able to recover relative direction measurements w.r.t. some neighbors. From a mathematical point of view, such an n -agents formation can be modeled as a framework embedded in the metric space \mathcal{D} .

Definition III.1 (Framework in \mathcal{D}). *A framework in \mathcal{D} is an ordered pair (\mathcal{G}, χ) consisting of a connected (directed or undirected) graph $\mathcal{G} = (\mathcal{V}, \mathcal{E})$ with $|\mathcal{V}| = n \geq 3$ and $|\mathcal{E}| = m$, and a configuration $\chi \in \bar{\mathcal{D}}$, where $\bar{\mathcal{D}} := \mathcal{D}^n$.*

The framework model (\mathcal{G}, χ) characterizes a formation in terms of both agents state and interaction capabilities. Indeed,

the graph \mathcal{G} describes the available bearing measurements associating each agent to a vertex. Note that \mathcal{G} can be directed or undirected since agents interaction can be unidirectional or bidirectional, however, it is assumed to be not time-varying. The configuration $\chi \in \bar{\mathcal{D}}$ copes with the set $\{\chi_i \in \mathcal{D}\}_{i=1}^n$ describing the agents state so that $\chi_i \in \mathcal{D}$ coincides with the i -th agent position when this is modeled as a particle point and with the pair of its position and (partial/full) attitude when the rigid body model is assumed. Concerning the agents position, in the rest of the paper the non-degenerate case is usually considered.

Definition III.2 (Non-Degenerate Formation). *A n -agent formation modeled as a framework (\mathcal{G}, χ) in \mathcal{D} is non-degenerate if the agents are univocally placed, i.e., two agents can not have the same position, and not all collinear, namely the matrix of the coordinates describing their positions is of rank greater than 1.*

For a given formation, the bearing rigidity properties are related to the agents sensing capabilities. For this reason, we introduce the bearing measurements domain $\bar{\mathcal{M}}$. According to the framework formation model (\mathcal{G}, χ) in Def. III.1, any edge $e_k = e_{ij} = (v_i, v_j) \in \mathcal{E}$ ($|\mathcal{E}| = m$) represents the bearing measurement $\mathbf{b}_k = \mathbf{b}_{ij} \in \mathcal{M}$ recovered from the i -th agent which is able to sense the j -th agent, $i, j \in \{1 \dots n\}, i \neq j$. Hence, it trivially holds that $\bar{\mathcal{M}} := \mathcal{M}^m$. In detail, the set of the available measurements is related to the framework configuration according to the following definition where an arbitrary edges labeling is introduced.

Definition III.3 (Bearing Rigidity Function). *Given a n -agent formation modeled as a framework (\mathcal{G}, χ) in \mathcal{D} , the bearing rigidity function is the map*

$$\mathbf{b}_{\mathcal{G}}: \bar{\mathcal{D}} \rightarrow \bar{\mathcal{M}} \quad (4)$$

$$\chi \mapsto \mathbf{b}_{\mathcal{G}}(\chi) = [\mathbf{b}_1^\top \dots \mathbf{b}_m^\top]^\top, \quad (5)$$

where the vector $\mathbf{b}_{\mathcal{G}}(\chi) \in \bar{\mathcal{M}}$ stacks all the available bearing measurements.

Hereafter, the framework model is adopted to refer a n -agents formation (implying $n \geq 3$) and the two concepts are assumed to be equivalent.

B. Static Rigidity Properties

Def. III.3 allows to introduce the first two notions related to the bearing rigidity theory, namely the equivalence and the congruence of different frameworks.

Definition III.4 (Bearing Equivalence). *Two frameworks (\mathcal{G}, χ) and (\mathcal{G}, χ') are bearing equivalent (BE) if $\mathbf{b}_{\mathcal{G}}(\chi) = \mathbf{b}_{\mathcal{G}}(\chi')$.*

Definition III.5 (Bearing Congruence). *Two frameworks (\mathcal{G}, χ) and (\mathcal{G}, χ') are bearing congruent (BC) if $\mathbf{b}_{\mathcal{K}}(\chi) = \mathbf{b}_{\mathcal{K}}(\chi')$, where \mathcal{K} is the complete graph associated to \mathcal{G} .*

Two frameworks defining by the same graph $\mathcal{G} = (\mathcal{V}, \mathcal{E})$ (and different configurations) are BE if they are characterized by the same set of bearing measurements for the interacting

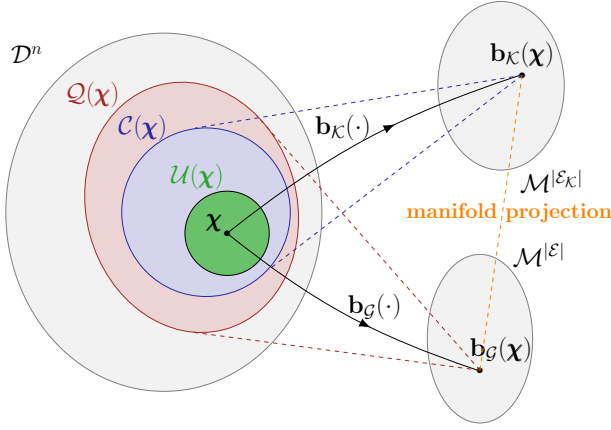


Fig. 1: Graphical interpretation of condition (6) requiring that $\exists \mathcal{U}(\chi) \subset \bar{\mathcal{D}} : \mathcal{Q}(\chi) \cap \mathcal{U}(\chi) = \mathcal{C}(\chi) \cap \mathcal{U}(\chi)$.

agents, i.e., $\mathbf{b}_k = \mathbf{b}'_k$ for all $e_k \in \mathcal{E}$. On the contrary, they are BC when the bearing measurements are the same for each pair of agents in the formation, namely $\mathbf{b}_{ij} = \mathbf{b}'_{ij}$ for all $(v_i, v_j) \in \mathcal{V} \times \mathcal{V}$. Accounting for the preimage² under the bearing rigidity function (4), the set $\mathcal{Q}(\chi) = \mathbf{b}_G^{-1}(\mathbf{b}_G(\chi)) \subseteq \bar{\mathcal{D}}$ includes all the configurations $\chi' \in \bar{\mathcal{D}}$ such that (\mathcal{G}, χ') is BE to (\mathcal{G}, χ) , while the set $\mathcal{C}(\chi) = \mathbf{b}_K^{-1}(\mathbf{b}_K(\chi)) \subseteq \bar{\mathcal{D}}$ contains all the configurations $\chi' \in \bar{\mathcal{D}}$ such that (\mathcal{G}, χ') is BC to (\mathcal{G}, χ) . Trivially, it holds that $\mathcal{C}(\chi) \subseteq \mathcal{Q}(\chi)$.

The definition of these sets allows to introduce the (local and global) property of bearing rigidity.

Definition III.6 (Bearing Rigidity in $\bar{\mathcal{D}}$). A framework (\mathcal{G}, χ) is (locally) bearing rigid (BR) in $\bar{\mathcal{D}}$ if there exists a neighborhood $\mathcal{U}(\chi) \subseteq \bar{\mathcal{D}}$ of χ such that

$$\mathcal{Q}(\chi) \cap \mathcal{U}(\chi) = \mathcal{C}(\chi) \cap \mathcal{U}(\chi). \quad (6)$$

Definition III.7 (Global Bearing Rigidity in $\bar{\mathcal{D}}$). A framework (\mathcal{G}, χ) is globally bearing rigid (GBR) in $\bar{\mathcal{D}}$ if every framework which is BE to (\mathcal{G}, χ) is also BC to (\mathcal{G}, χ) , or equivalently if $\mathcal{Q}(\chi) = \mathcal{C}(\chi)$.

A framework (\mathcal{G}, χ) is thus bearing rigid whether any framework (\mathcal{G}, χ') , which is BE to (\mathcal{G}, χ) with $\chi' \in \bar{\mathcal{D}}$ sufficiently closed to χ , is also BC to (\mathcal{G}, χ) . Fig. 1 provides a graphical interpretation of condition (6) highlighting the relation between the sets $\mathcal{Q}(\chi)$, $\mathcal{C}(\chi)$ and $\mathcal{U}(\chi)$. The requirement of “closeness” in the configurations space is missed in Def. III.7 of global bearing rigidity. As a consequence, this property results to be stronger than the previous one as proved in the next theorem.

Theorem III.1. A GBR framework (\mathcal{G}, χ) is also BR.

Proof. For a GBR framework (\mathcal{G}, χ) , it holds that $\mathcal{Q}(\chi) = \mathcal{C}(\chi)$. Consequently, condition (6) is valid for $\mathcal{U}(\chi) = \bar{\mathcal{D}}$ demonstrating that the framework is BR. \square

²Let $f : \mathcal{X} \rightarrow \mathcal{Y}$ be a function. Let $\mathcal{A} \subset \mathcal{X}$, and $\mathcal{B} \subset \mathcal{Y}$. Then $f(\mathcal{A}) = \{f(x) \in \mathcal{Y} : x \in \mathcal{A}\}$ is called the *image* of \mathcal{A} under f , and $f^{-1}(\mathcal{B}) = \{x \in \mathcal{X} : f(x) \in \mathcal{B}\}$ is called *preimage* of \mathcal{B} under f .

C. Dynamic Rigidity Properties

All the properties previously defined concern rigidity for *static* frameworks. Nevertheless, in real-world scenarios agents belonging to a formation are generally required to be able to move in order to accomplish global tasks, such as exploring and mapping of harsh environments and monitoring areas of interest. For this reason, in this section we assume to deal with *dynamic* agent formations, i.e., frameworks (\mathcal{G}, χ) where the configuration can change over time, namely $\chi = \chi(t) \in \bar{\mathcal{D}}$, while the agents interaction is fixed, namely the topology \mathcal{G} can not vary. Our aim is to identify the constraints under which a given dynamic formation is able to move by maintaining its rigidity, i.e., by preserving the existing bearing measurements among the agents.

We thus introduce the *instantaneous variation* vector $\delta(t) = \delta(\chi(t)) \in \bar{\mathcal{I}}$ that represents a deformation of the whole configuration $\chi(t)$ taking place in an infinitesimal time interval. This vector belongs to the *instantaneous variations domain* $\bar{\mathcal{I}}$ whose identity depends on the space of agent controllable variables $\bar{\mathcal{D}}$ through the space of agent commands $\bar{\mathcal{I}}$ (resulting from the adopted kinematic/dynamic model). The introduction of $\delta(t)$ allows to describe the bearing measurement dynamics in terms of configuration deformations. The relation between $\delta(t)$ and the time derivative of the bearing rigidity function, clarified in the next definition, constitutes the starting point for the analysis of the rigidity properties of a given dynamic formation.

Definition III.8 (Bearing Rigidity Matrix). For a given (dynamic) framework $(\mathcal{G}, \chi(t))$, the bearing rigidity matrix is the matrix $\mathbf{B}_G(\chi(t))$ that satisfies the relation

$$\dot{\mathbf{b}}_G(\chi(t)) = \mathbf{B}_G(\chi(t))\delta(t). \quad (7)$$

The dimensions of the bearing rigidity matrix depend on the spaces $\bar{\mathcal{M}}$ and $\bar{\mathcal{I}}$. Nevertheless, one can observe that the null space of $\mathbf{B}_G(\chi(t))$ always identifies all the (first-order) deformations of the configuration $\chi(t)$ that keep the bearing measurements unchanged. From a physical perspective, such variations of $(\mathcal{G}, \chi(t))$ can be considered as sets of command inputs to provide to the agents to instantaneously drive the formation from the initial state $\chi = \chi(t)$ to a final state χ' belonging to $\mathcal{Q}(\chi)$.

Definition III.9 (Infinitesimal Variation). For a given (dynamic) framework $(\mathcal{G}, \chi(t))$, an infinitesimal variation is an instantaneous variation $\delta(t) \in \bar{\mathcal{I}}$ that allows to preserve the relative directions among the interacting agents.

Lemma III.2. For a given (dynamic) framework $(\mathcal{G}, \chi(t))$, an infinitesimal variation is an instantaneous variation $\delta(t) \in \bar{\mathcal{I}}$ such that $\delta(t) \in \ker(\mathbf{B}_G(\chi(t)))$.

On the other hand, when the bearing measurements remain unchanged for each pair of agents in the formation ($\chi' \in \mathcal{C}(\chi)$) the *shape uniqueness* is guaranteed.

Definition III.10 (Trivial Variation). For a given (dynamic) framework $(\mathcal{G}, \chi(t))$, a trivial variation is an instantaneous variation $\delta(t) \in \bar{\mathcal{I}}$ such that shape uniqueness is preserved.

Lemma III.3. For a given (dynamic) framework $(\mathcal{G}, \chi(t))$, a trivial variation is an instantaneous variation $\delta(t) \in \bar{\mathcal{I}}$ such that $\delta(t) \in \ker(\mathbf{B}_{\mathcal{K}}(\chi(t)))$, where $\mathbf{B}_{\mathcal{K}}(\chi(t))$ is the bearing rigidity matrix computed for the complete graph \mathcal{K} associated to \mathcal{G} .

Accounting for Lems. III.2 and III.3, one can realize that the bearing rigidity theory for dynamic formations rests upon the comparison of $\ker(\mathbf{B}_{\mathcal{G}}(\chi(t)))$ and $\ker(\mathbf{B}_{\mathcal{K}}(\chi(t)))$.

Theorem III.4. Given a (dynamic) framework $(\mathcal{G}, \chi(t))$ and denoting as \mathcal{K} the complete graph associated to \mathcal{G} , it holds that

$$\ker(\mathbf{B}_{\mathcal{K}}(\chi(t))) \subseteq \ker(\mathbf{B}_{\mathcal{G}}(\chi(t))). \quad (8)$$

Proof. Since each edge of the graph \mathcal{G} belongs to the graph \mathcal{K} , the equations set $\ker(\mathbf{B}_{\mathcal{G}}(\chi(t))) \delta(t) = \mathbf{0}$ constitutes a subset of the equations set $\ker(\mathbf{B}_{\mathcal{K}}(\chi(t))) \delta(t) = \mathbf{0}$. Then $\delta(t) \in \ker(\mathbf{B}_{\mathcal{K}}(\chi(t)))$ implies $\delta(t) \in \ker(\mathbf{B}_{\mathcal{G}}(\chi(t)))$. \square

Condition (8) is fundamental for the next definition that constitutes the core of the rigidity theory.

Definition III.11 (Infinitesimal Bearing Rigidity in \mathcal{D}). A (dynamic) framework $(\mathcal{G}, \chi(t))$ is infinitesimally bearing rigid (IBR) in \mathcal{D} if

$$\ker(\mathbf{B}_{\mathcal{G}}(\chi(t))) = \ker(\mathbf{B}_{\mathcal{K}}(\chi(t))). \quad (9)$$

Otherwise, it is infinitesimally bearing flexible (IBF).

A framework $(\mathcal{G}, \chi(t))$ is IBR if all its infinitesimal variations are also trivial. Contrarily, a framework is IBF if there exists at least an infinitesimal variation that warps the configuration $\chi = \chi(t)$ in $\chi' \in \mathcal{Q}(\chi)/\mathcal{C}(\chi)$.

Remark 1. It is notable how the trivial variation $\delta(t) \in \ker(\mathbf{B}_{\mathcal{K}}(\chi(t)))$ assumes a specific physical meaning when the non-degenerate formation case is specified according to the domain of interest, as detailed in the following. This leads to a characterization of the dimension of $\ker(\mathbf{B}_{\mathcal{K}}(\chi(t)))$ that is exploited to derive a (necessary and sufficient) condition to check whether a given framework is IBR.

In the rest of the paper we investigate the rigidity properties of formation characterized by a specific metric space \mathcal{D} . In detail, we limit our analysis to the dynamic frameworks case, however the time dependency is dropped out to simplify the notation.

IV. BEARING RIGIDITY THEORY IN \mathbb{R}^d

In this section we focus on dynamic (non-degenerate) formations of agents controllable in \mathbb{R}^d , $d \geq 2$, and endowed with bearing sensing capabilities. This is, for example, the case of a team of mobile sensors interacting in a certain (two-dimensional or three-dimensional) area of interest. We aim at describing the rigidity properties of these multi-agent structures recasting the results provided in [19]–[22], [35]–[44] within the generic context described in Sec. III.

A. Formation Description

Each element of a formation composed of $n \geq 3$ agents acting in the metric space $\mathcal{D} = \mathbb{R}^d$ can be modeled as a particle point whose state is defined by its (controllable) position $\mathbf{p}_i \in \mathbb{R}^d$, with $i \in \{1 \dots n\}$, in the global inertial frame \mathcal{F}_W that is assumed to be known by all the agents³. We also suppose that neighboring agents are able to reciprocally recover bearing measurements, namely agent interactions are assumed bidirectional, supporting the particle point choice.

Adopting the framework formation model introduced in Sec. III-A, a formation in \mathbb{R}^d can thus be described by the pair (\mathcal{G}, χ) , where the configuration $\chi \in \bar{\mathcal{D}}$ with $\bar{\mathcal{D}} = \mathbb{R}^{dn}$ is associated to the position vector $\mathbf{p} = [\mathbf{p}_1^\top \dots \mathbf{p}_n^\top]^\top \in \mathbb{R}^{dn}$ and the graph $\mathcal{G} = (\mathcal{V}, \mathcal{E})$ is undirected.

Let consider an arbitrary orientation for \mathcal{G} obtaining an oriented graph. The bearing measurement associated to the (directed) edge $e_k = (v_i, v_j) \in \mathcal{E}$ results to be

$$\mathbf{b}_k = \mathbf{b}_{ij} = \frac{\mathbf{p}_j - \mathbf{p}_i}{\|\mathbf{p}_j - \mathbf{p}_i\|} = d_{ij} \mathbf{p}_{ij} = \bar{\mathbf{p}}_{ij} \in \mathbb{S}^{d-1}, \quad (10)$$

where $\mathbf{p}_{ij} = \mathbf{p}_j - \mathbf{p}_i \in \mathbb{R}^d$, and $d_{ij} = \|\mathbf{p}_{ij}\|^{-1} \in \mathbb{R}$. Note that $\mathbf{b}_{ij} = -\mathbf{b}_{ji}$, namely any orientation for \mathcal{G} entails the same amount of bearing information, and that $\mathcal{M} = \mathbb{S}^{d-1}$.

Exploiting (10), it is possible to characterize the bearing rigidity function introduced in Def. III.3 for frameworks embedded in \mathbb{R}^d . Specifically, given (\mathcal{G}, χ) , we obtain

$$\mathbf{b}_{\mathcal{G}}(\chi) = \text{diag}(d_{ij} \mathbf{I}_d) \bar{\mathbf{E}}^\top \mathbf{p} \in \mathbb{S}^{(d-1)m}, \quad (11)$$

where $\bar{\mathbf{E}} \in \mathbb{R}^{dn \times dm}$, introduced in Sec. II, is obtained from the incidence matrix of the (oriented) graph \mathcal{G} . Note that the non-degenerate formation assumption in this case translates into a condition about the non-collinearity of the bearing measurements, thus ensuring that the bearing rigidity function is such that $\mathbf{b}_{\mathcal{G}}(\chi) \neq \text{diag}(b_1 \dots b_m) (\mathbf{1}_n \otimes \mathbf{v})$, where the vector \mathbf{v} identifies a direction in \mathcal{M} and $b_i \in \mathbb{R}$ for $i \in \{1 \dots m\}$.

B. Rigidity Properties

To characterize the rigidity properties of a formation (\mathcal{G}, χ) in \mathbb{R}^d , it is necessary to derive a suitable expression of its corresponding rigidity matrix (Def. III.8).

To this end, note that each agent in (\mathcal{G}, χ) is characterized by d translational degrees of freedom (tdofs) as its position can vary over time in a controllable manner. In this perspective, the instantaneous variation vector introduced in Sec. III-C can be selected as

$$\delta = \delta_p = [\dot{\mathbf{p}}_1^\top \dots \dot{\mathbf{p}}_n^\top]^\top \in \mathbb{R}^{dn}. \quad (12)$$

Thus the variation domain $\bar{\mathcal{I}}$ coincides with \mathbb{R}^{dn} and the selection (12) corresponds to assuming a first-order model for the agents dynamics.

³Note that, because of non-degenerate formation assumption, the agents non-overlapping condition $\mathbf{p}_i \neq \mathbf{p}_j$ stands for any $i, j \in \{1 \dots n\}, i \neq j$. Moreover, for each k -th component, $k \in \{1 \dots d\}$, of the position vectors it also holds $p_i^k \neq c p_j^k$ for any $c \in \mathbb{R}$.

Furthermore, using (10), we observe that the dynamics of the bearing measurements depends on the position variation of the interacting agents. Indeed, it holds that

$$\dot{\mathbf{b}}_{ij} = d_{ij} \mathbf{P}(\bar{\mathbf{p}}_{ij}) (\dot{\mathbf{p}}_j - \dot{\mathbf{p}}_i), \quad \forall (v_i, v_j) \in \mathcal{E}. \quad (13)$$

Combining (7), (12) and (13), the bearing rigidity matrix for a given framework (\mathcal{G}, χ) can be written as

$$\mathbf{B}_{\mathcal{G}}(\chi) = \text{diag}(d_{ij} \mathbf{P}(\bar{\mathbf{p}}_{ij})) \bar{\mathbf{E}}^T \in \mathbb{R}^{dm \times dn}. \quad (14)$$

One can observe that the matrix (14) coincides with the gradient of the bearing rigidity function along the positions vector \mathbf{p} , i.e., $\mathbf{B}_{\mathcal{G}}(\chi) = \nabla_{\mathbf{p}} \mathbf{b}_{\mathcal{G}}(\chi)$.

According to Lem. III.2, the null space of the bearing rigidity matrix (14) allows to identify the infinitesimal variations of (\mathcal{G}, χ) . However, because of Lem. III.3 and Def. III.11, to check the infinitesimal rigidity of the framework is necessary to account also for its trivial variations, namely to study the null space of the bearing rigidity matrix computed by considering the complete graph \mathcal{K} associated to \mathcal{G} . Given a (non-degenerate) n -agents formation (\mathcal{G}, χ) , in the following we prove that its trivial variation set coincides with the $(d+1)$ -dimensional set

$$\mathcal{S}_t = \text{span} \{ \mathbf{1}_n \otimes \mathbf{I}_d, \mathbf{p} \}, \quad (15)$$

describing the (instantaneous) translation and uniform scaling of the entire configuration χ .

Lemma IV.1 (Lemma 4 in [42]). *For a framework (\mathcal{K}, χ) in \mathbb{R}^d , it holds that $\mathcal{S}_t \subseteq \ker(\mathbf{B}_{\mathcal{K}}(\chi))$.*

Proof. We prove that all the vectors spanning \mathcal{S}_t belong to $\ker(\mathbf{B}_{\mathcal{K}}(\chi))$. From (14), for any graph \mathcal{G} , one has that $(\mathbf{1}_n \otimes \mathbf{I}_d) \in \ker(\bar{\mathbf{E}}^T) \subseteq \ker(\mathbf{B}_{\mathcal{G}}(\chi))$. Furthermore, since for each pair of non-coincident vertices $v_i, v_j \in \mathcal{V}$, $\mathbf{P}(\bar{\mathbf{p}}_{ij}) \mathbf{p}_{ij} = \mathbf{0}$, then also $\mathbf{p} \in \ker(\mathbf{B}_{\mathcal{G}}(\chi))$ for any graph \mathcal{G} . Choosing $\mathcal{G} = \mathcal{K}$ proves the thesis. \square

Lem. IV.1 holds also for degenerate frameworks and implies $\text{rank}(\mathbf{B}_{\mathcal{K}}(\chi)) \leq dn - d - 1$ for both degenerate and non-degenerate cases. This preliminary result is exploited in the proof of the next statement where the attention is restricted to the cases of (non-degenerate) formations with $d \in \{2, 3\}$, which are of interest for real world scenarios.

Theorem IV.2. *For a non-degenerate framework (\mathcal{K}, χ) , with $d \in \{2, 3\}$, it holds that*

$$\ker(\mathbf{B}_{\mathcal{K}}(\chi)) = \mathcal{S}_t, \quad \text{or equivalently,} \quad (16)$$

$$\text{rank}(\mathbf{B}_{\mathcal{K}}(\chi)) = dn - d - 1. \quad (17)$$

Proof. The bearing rigidity matrix associated to (\mathcal{K}, χ) is so that the k -th row block, corresponding to the edge $e_k = (v_i, v_j) \in \mathcal{E}_{\mathcal{K}}$ with $i < j^4$, has the form

$$[\mathbf{0}_{d \times d(i-1)} \quad -\mathbf{B}_{ij} \quad \mathbf{0}_{d \times d(j-i-1)} \quad \mathbf{B}_{ij} \quad \mathbf{0}_{d \times d(n-j)}] \quad (18)$$

where $\mathbf{0}_{p \times q}$ denotes the $p \times q$ matrix having all zero entries and $\mathbf{B}_{ij} = d_{ij} \mathbf{P}(\bar{\mathbf{p}}_{ij}) \in \mathbb{R}^{d \times d}$.

⁴For undirected graph, it is always possible to choose a suitable edges labeling ensuring the desired requirement.

For $d = 2$, this last matrix results to be $\mathbf{B}_{ij} = d_{ij}^3 \mathbf{r}_{ij} \mathbf{r}_{ij}^T$, with $\mathbf{r}_{ij} = [p_{ij}^y \quad -p_{ij}^x]^T \in \mathbb{R}^2$, where $p_{ij}^x, p_{ij}^y \in \mathbb{R}$ are the (scalar) components of vector $\mathbf{p}_{ij} \in \mathbb{R}^2$ along the x -axis and y -axis of the global inertial frame, respectively. Note that \mathbf{B}_{ij} is neither zero nor full-rank, hence the k -row block (18) of the bearing matrix $\mathbf{B}_{\mathcal{K}}(\chi)$ has unitary rank. For this reason, for each edge $e_k = (v_i, v_j) \in \mathcal{E}_{\mathcal{K}}$ with $i < j$, we consider the next opportunely scaled version of (18),

$$[\mathbf{0}_{1 \times 2(i-1)} \quad -\mathbf{r}_{ij}^T \quad \mathbf{0}_{1 \times 2(j-i-1)} \quad \mathbf{r}_{ij}^T \quad \mathbf{0}_{1 \times 2(n-j)}] \quad (19)$$

obtaining the matrix $\mathbf{B}(n) \in \mathbb{R}^{((n-1)n/2) \times 2n}$. This has the same rank of $\mathbf{B}_{\mathcal{K}}(\chi)$ but lower dimensions, so hereafter, we consider $\mathbf{B}(n)$ instead of $\mathbf{B}_{\mathcal{K}}(\chi)$ and we prove thesis by induction on the number n of agents in the formation.

Base case: $n = 3$

We aim at proving that $\text{rank}(\mathbf{B}(3)) = 3$. To do so, we observe that

$$\mathbf{B}(3) = \begin{bmatrix} -\mathbf{r}_{12}^T & \mathbf{r}_{12}^T & \mathbf{0}_{1 \times 2} \\ -\mathbf{r}_{13}^T & \mathbf{0}_{1 \times 2} & \mathbf{r}_{13}^T \\ \mathbf{0}_{1 \times 2} & -\mathbf{r}_{23}^T & \mathbf{r}_{23}^T \end{bmatrix} \in \mathbb{R}^{3 \times 6} \quad (20)$$

is full-rank whether the agents are not all collinear. Because of non-degenerate formation hypothesis the thesis is proved.

Inductive step: $n = \bar{n}$

Note that, given a set of \bar{n} agents, for each subset containing $\bar{n} - 1$ elements, it is possible to partition $\mathbf{B}(\bar{n})$ so that

$$\mathbf{B}(\bar{n}) = \left[\begin{array}{c|c} \mathbf{B}(\bar{n}-1) & \begin{matrix} \mathbf{0}_{1 \times 2} \\ \vdots \\ \mathbf{0}_{1 \times 2} \end{matrix} \\ \hline \begin{matrix} \mathbf{r}_{1\bar{n}}^T & \mathbf{0}_{1 \times 2} & \cdots & \mathbf{0}_{1 \times 2} \\ \mathbf{0}_{1 \times 2} & \ddots & & \vdots \\ \vdots & & \ddots & \mathbf{0}_{1 \times 2} \\ \mathbf{0}_{1 \times 2} & \cdots & \mathbf{0}_{1 \times 2} & \mathbf{r}_{(\bar{n}-1)\bar{n}}^T \end{matrix} & \begin{matrix} -\mathbf{r}_{1\bar{n}}^T \\ \vdots \\ \vdots \\ -\mathbf{r}_{(\bar{n}-1)\bar{n}}^T \end{matrix} \end{array} \right] \left\{ \begin{array}{l} \text{1st block} \\ \text{2nd block} \end{array} \right. \quad (21)$$

where the first block has $(\bar{n}-1)(\bar{n}-2)/2$ rows related to the edges incident to the first $\bar{n}-1$ agents, while the second block has \bar{n} rows related to the edges connecting the \bar{n} -th agent with the first $\bar{n}-1$ agents.

For inductive hypothesis the thesis holds for $n = \bar{n} - 1 \geq 3$, i.e., $\text{rank}(\mathbf{B}(\bar{n}-1)) = 2\bar{n} - 5$. Exploiting this fact we aim at showing that for $n = \bar{n}$ we get $\text{rank}(\mathbf{B}(\bar{n})) = 2\bar{n} - 3$.

For the inductive hypothesis, the first block of $\mathbf{B}(\bar{n})$ in (21) contains $2\bar{n} - 5$ linearly independent rows. Moreover, there are at least two agents, for instance the i -th and j -th agent, that are not aligned with the \bar{n} -th agent, hence it does not exist $c \in \mathbb{R}$ such that $\mathbf{r}_{i\bar{n}} = c \mathbf{r}_{j\bar{n}}$ and the rows related to the edges $(v_i, v_{\bar{n}})$, and $(v_j, v_{\bar{n}})$ are linearly independent w.r.t. the rows of the first block. $\mathbf{B}(\bar{n})$ has thus at least $2\bar{n} - 3$ linearly independent rows, and, since $\text{rank}(\mathbf{B}(\bar{n})) \leq 2\bar{n} - 3$ for Lem. IV.1, then it must be $\text{rank}(\mathbf{B}(\bar{n})) = 2\bar{n} - 3$.

For $d = 3$, the matrix \mathbf{B}_{ij} in (18) turns out to be

$$\mathbf{B}_{ij} = d_{ij}^3 \begin{bmatrix} (p_{ij}^y)^2 + (p_{ij}^z)^2 & -p_{ij}^x p_{ij}^y & -p_{ij}^x p_{ij}^z \\ -p_{ij}^y p_{ij}^x & (p_{ij}^x)^2 + (p_{ij}^z)^2 & -p_{ij}^y p_{ij}^z \\ -p_{ij}^z p_{ij}^x & -p_{ij}^z p_{ij}^y & (p_{ij}^x)^2 + (p_{ij}^y)^2 \end{bmatrix} \quad (22)$$

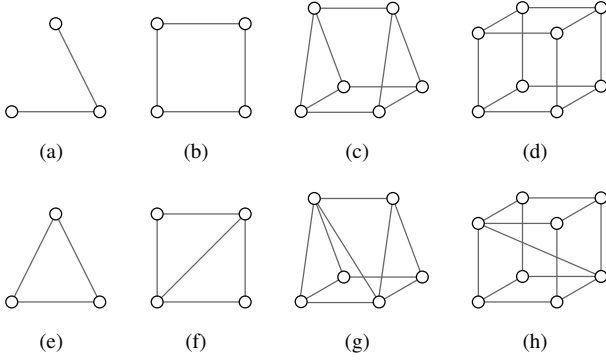


Fig. 2: Examples of IBF frameworks in \mathbb{R}^2 (Figs. 2(a) 2(b)) and in \mathbb{R}^3 (Figs. 2(c) 2(d)). Examples of IBR frameworks in \mathbb{R}^2 (Figs. 2(e) 2(f)) and in \mathbb{R}^3 (Figs. 2(g) 2(h)).

where $p_{ij}^x, p_{ij}^y, p_{ij}^z \in \mathbb{R}$ are the (scalar) components of vector $\mathbf{p}_{ij} \in \mathbb{R}^3$ along the x -axis, y -axis, and z -axis of the global inertial frame, respectively. The proof for this case thus follows the same inductive reasoning performed for $d = 2$ and this reason is not reported. \square

Theorem IV.3 (Condition for IBR, Thm. 4 in [42]). *A non-degenerate framework (\mathcal{G}, χ) in \mathbb{R}^d is IBR if and only if $\text{rank}(\mathbf{B}_{\mathcal{G}}(\chi)) = dn - d - 1$.*

Proof. From Lem. III.4 and Lem. IV.1, it holds that $S_t = \ker(\mathbf{B}_{\mathcal{K}}(\chi)) \subseteq \ker(\mathbf{B}_{\mathcal{G}}(\chi))$. According to Def. III.11, the framework is IBR if and only if $\ker(\mathbf{B}_{\mathcal{G}}(\chi)) = S_t$, which, for the rank-nullity theorem, is equivalent to $\text{rank}(\mathbf{B}_{\mathcal{G}}(\chi)) = dn - d - 1$. \square

Note that Thm. IV.3 provides a simple condition on the rank of $\mathbf{B}_{\mathcal{G}}(\chi)$ that can be used to check whether given formation is IBR in \mathbb{R}^d (see Fig. 2 for some examples).

V. BEARING RIGIDITY THEORY IN $\mathbb{R}^d \times \mathbb{S}^1$

In this section we deal with (non-degenerate) formations whose agents state is defined accounting for the manifold $\mathbb{R}^d \times \mathbb{S}^1$ ($d \in \{2, 3\}$) where $\mathbb{S}^1 = \{\mathbf{x} \in \mathbb{R}^2 \mid \|\mathbf{x}\| = 1\}$ is the unit circle. This is, for instance, the case of teams of unicycle-modeled ground robots ($d = 2$) or of standard under-actuated quadrotors ($d = 3$) whose controllable variables are the position and the steering/yaw angle. The rigidity properties of these systems have been studied in [45]–[49] assuming that the agents are equipped with bearing sensing capabilities (e.g., with on-board cameras). In the following we recall the main results about bearing rigidity theory in $\mathbb{R}^d \times \mathbb{S}^1$ particularizing the concepts introduced in Sec. III.

A. Formation Description

Let consider a team of n -agents ($n \geq 3$) whose state is depicted by an element of the Cartesian product $\mathbb{R}^d \times \mathbb{S}^1$ where $d \in \{2, 3\}$ (real-world scenarios). We assume that each agent is equipped with an on-board (calibrated) camera that allows to recover bearing measurements w.r.t. some neighbors, e.g., by exploiting the multiple-view geometry.

Under these premises, each agent can be modeled as a rigid body having a certain position and orientation w.r.t. the global inertial frame \mathcal{F}_W . In detail, we assume that each i -th agent, $i \in \{1 \dots n\}$, is associated to a *local reference frame* \mathcal{F}_i whose origin O_i coincides with the agent center of mass (com) while the x -axis is parallel to the direction of the focal axis of the camera bearing sensor. The introduction of \mathcal{F}_i allows to characterize the (controllable) agent state χ_i coinciding with the pair composed of the vector $\mathbf{p}_i \in \mathbb{R}^d$, that indicates the position of O_i in \mathcal{F}_W , and the angle $\alpha_i \in [0, 2\pi)$, that specifies the orientation of \mathcal{F}_i w.r.t. \mathcal{F}_W .

Remark 2. It can be proved that \mathbb{S}^1 is isomorphic to the interval $[0, 2\pi)$ and also to the two-dimensional Special Orthogonal group $SO(2) = \{\mathbf{R} \in \mathbb{R}^{2 \times 2} \mid \mathbf{R}\mathbf{R}^\top = \mathbf{I}_2, \det(\mathbf{R}) = +1\}$, namely to the set of length-preserving linear transformations in \mathbb{R}^2 whose matrix representations have unitary determinant. Hence, a rotation on a plane can be equivalently described by a rotation matrix in $SO(2)$ or by an angle in $[0, 2\pi)$.

Remark 3. When we consider a formation on a plane, i.e., for $d = 2$, the orientation of each i -th agent, $i \in \{1 \dots n\}$, is (completely) specified by an angle $\alpha_i \in [0, 2\pi)$ that is univocally associated to a rotation matrix $\mathbf{R}_i \in SO(2)$, i.e., $\mathbf{R}_i = \mathbf{R}(\alpha_i)$. When we account for the 3D case ($d = 3$), instead, the single angle $\alpha_i \in [0, 2\pi)$ specifies the i -th agent orientation only along a single direction in \mathcal{F}_W . In this case, the matrix $\mathbf{R}_i = \mathbf{R}(\alpha_i) \in SO(3)$, belonging to the three-dimensional Special Orthogonal group, denotes the rotation of angle $\alpha_i \in [0, 2\pi)$ around the arbitrary (unit) vector $\mathbf{n} \in \mathbb{S}^2$ that identifies the unique controllable direction in \mathcal{F}_W .

According to the discussion in Sec. III-A, the described formation can be modeled as a framework (\mathcal{G}, χ) embedded in $\mathcal{D} = \mathbb{R}^d \times \mathbb{S}^1$. In this case, the configuration results to be $\chi = \{(\mathbf{p}_1, \alpha_1) \dots (\mathbf{p}_n, \alpha_n)\} \in \bar{\mathcal{D}}$ with $\bar{\mathcal{D}} = (\mathbb{R}^d \times [0, 2\pi))^n$ and we can distinguish both the *position vector* $\mathbf{p} = [\mathbf{p}_1^\top \dots \mathbf{p}_n^\top]^\top \in \mathbb{R}^{dn}$ and the *orientation vector* $\boldsymbol{\alpha} = [\alpha_1 \dots \alpha_n]^\top \in [0, 2\pi)^n$. In addition, due to the mutual visibility constraints deriving from the use of cameras as bearing sensors, the sensing capabilities are not necessarily reciprocal between pair of agents. Moreover, we assume that agents do not have access to the global coordinate system, so the gathered measurements are inherently expressed in the local frames. These facts entail that the graph \mathcal{G} is assumed to be directed.

Given these premises, the directed edge $e_k = (v_i, v_j) \in \mathcal{E}$ refers to the bearing measurement of the j -th agent obtained by the i -agent. Although measured in the i -th agent local frame, this can be expressed in terms of the relative position and orientation of the agents in the inertial frame, namely

$$\mathbf{b}_k = \mathbf{b}_{ij} = \mathbf{R}_i^\top \bar{\mathbf{p}}_{ij} \in \mathbb{S}^{d-1}, \quad (23)$$

where $\bar{\mathbf{p}}_{ij} \in \mathbb{R}^d$ is the normalized relative position vector introduced in Sec. IV-A and $\mathbf{R}_i = \mathbf{R}(\alpha_i) \in SO(d)$ is the rotation matrix that describe the orientation of \mathcal{F}_i w.r.t. \mathcal{F}_W . Note that $\mathcal{M} = \mathbb{S}^{d-1}$ as in the previous case since rotation transformations applied to vectors preserve the norm.

From (23), according to Def. III.3, the bearing rigidity function can be compactly expressed as

$$\mathbf{b}_G(\chi) = \text{diag}(d_{ij}\mathbf{R}_i^\top)\bar{\mathbf{E}}^\top \mathbf{p} \in \mathbb{S}^{(d-1)m}, \quad (24)$$

where $\bar{\mathbf{E}} \in \mathbb{R}^{dn \times dm}$ is computed accounting for the incidence matrix of the directed graph \mathcal{G} .

B. Rigidity Properties

To evaluate the infinitesimal rigidity properties of a formation modeled as a framework in $\mathbb{R}^d \times \mathbb{S}^1$, one can observe that each agent belonging to this system is characterized by d tdofs and only one rotational dof (rdof) that are assumed to be independently controllable. Hence, the instantaneous variation vector δ belonging to $\tilde{\mathcal{I}} = \mathbb{R}^{(d+1)n}$ results from the contribution of two components related to (first-order) variation of the position and of the orientation vector, namely $\delta = [\delta_p^\top \ \delta_o^\top]^\top$ where

$$\delta_p = [\dot{\mathbf{p}}_1^\top \ \dots \ \dot{\mathbf{p}}_n^\top]^\top \in \mathbb{R}^{dn}, \quad (25)$$

$$\delta_o = [\dot{\alpha}_1 \ \dots \ \dot{\alpha}_n]^\top \in \mathbb{R}^n. \quad (26)$$

Remark 4. Note that, for $d = 2$, the variation of the angle α_i corresponds to the variation of the i -th agent orientation on the plane. For $d = 3$, instead, it identifies a variation of the i -th agent orientation only along the direction determined by $\mathbf{n} \in \mathbb{R}^3$, according to Rmk. 3.

To determine the rigidity matrix, we focus on the time derivative of the generic bearing measurement $\mathbf{b}_{ij} \in \mathbb{S}^{d-1}$ in (23). For $d = 2$, this results to be

$$\dot{\mathbf{b}}_{ij} = d_{ij}\mathbf{R}_i^\top \mathbf{P}(\bar{\mathbf{p}}_{ij})(\dot{\mathbf{p}}_j - \dot{\mathbf{p}}_i) + \mathbf{R}_i^\top \bar{\mathbf{p}}_{ij}^\perp \dot{\alpha}_i, \quad (27)$$

where $\bar{\mathbf{p}}_{ij}^\perp = \mathbf{R}(\pi/2)\bar{\mathbf{p}}_{ij} \in \mathbb{R}^2$ with $\mathbf{R}(\pi/2) \in SO(2)$ is the (unit) vector perpendicular to $\bar{\mathbf{p}}_{ij}$ on the plane. For $d = 3$, the expression of $\dot{\mathbf{b}}_{ij}$ is more complex involving the skew-symmetric of the (unit) rotation vector $\mathbf{n} \in \mathbb{S}^2$, i.e.,

$$\dot{\mathbf{b}}_{ij} = d_{ij}\mathbf{R}_i^\top \mathbf{P}(\bar{\mathbf{p}}_{ij})(\dot{\mathbf{p}}_j - \dot{\mathbf{p}}_i) + \mathbf{R}_i^\top [\mathbf{n}]_\times \bar{\mathbf{p}}_{ij} \dot{\alpha}_i. \quad (28)$$

As a consequence of (27)-(28), according to Def. III.8, the bearing rigidity matrix can be written as

$$\mathbf{B}_G(\chi) = [\mathbf{D}_1 \bar{\mathbf{E}}^\top \quad -\mathbf{D}_2 \mathbf{E}_o^\top] \in \mathbb{R}^{dm \times (d+1)n}, \quad (29)$$

where $\bar{\mathbf{E}} \in \mathbb{R}^{dn \times dm}$, $\mathbf{E}_o \in \mathbb{R}^{n \times m}$ are derived from \mathcal{G} and

$$\mathbf{D}_1 = \text{diag}(d_{ij}\mathbf{R}_i^\top \mathbf{P}(\bar{\mathbf{p}}_{ij})) \in \mathbb{R}^{dm \times dm} \text{ if } d \in \{2, 3\}, \quad (30)$$

$$\mathbf{D}_2 = \begin{cases} \text{diag}(\mathbf{R}_i^\top \bar{\mathbf{p}}_{ij}^\perp) \in \mathbb{R}^{dm \times m} & \text{if } d = 2 \\ \text{diag}(\mathbf{R}_i^\top [\mathbf{n}]_\times \bar{\mathbf{p}}_{ij}) \in \mathbb{R}^{dm \times m} & \text{if } d = 3 \end{cases} \quad (31)$$

Note that the two matrix blocks in (29) correspond to the gradients of the bearing rigidity function along vectors \mathbf{p} and α , i.e., to $\nabla_{\mathbf{p}} \mathbf{b}_G(\chi) \in \mathbb{R}^{dm \times dn}$ and $\nabla_{\alpha} \mathbf{b}_G(\chi) \in \mathbb{R}^{dm \times n}$ respectively. In addition, evaluating (29), we can state the next theorem about the instantaneous infinitesimal variations of a framework in $\mathbb{R}^d \times \mathbb{S}^1$.

Theorem V.1 (Thm. III.7 in [46]). *Given a non-degenerate framework (\mathcal{G}, χ) in $\mathbb{R}^d \times \mathbb{S}^1$, with $d \in \{2, 3\}$, any infinitesimal variation $\delta = [\delta_p^\top \ \delta_o^\top]^\top \in \mathbb{R}^{(d+1)n}$ satisfies the condition*

$$\mathbf{G}_G(\chi) \delta_p = \mathbf{F}_G(\chi) \delta_o, \quad (32)$$

where

$$\mathbf{G}_G(\chi) = \text{diag}(d_{ij}\mathbf{P}(\bar{\mathbf{p}}_{ij}))\bar{\mathbf{E}}^\top \text{ if } d \in \{2, 3\}, \quad (33)$$

$$\mathbf{F}_G(\chi) = \begin{cases} \text{diag}(\bar{\mathbf{p}}_{ij}^\perp)\mathbf{E}_o^\top & \text{if } d = 2 \\ \text{diag}([\mathbf{n}]_\times \bar{\mathbf{p}}_{ij})\mathbf{E}_o^\top & \text{if } d = 3 \end{cases} \quad (34)$$

being $\bar{\mathbf{E}} \in \mathbb{R}^{dn \times dm}$ and $\mathbf{E}_o \in \mathbb{R}^{n \times m}$ related to the graph \mathcal{G} .

Proof. Due to Def. III.9 any infinitesimal variations δ satisfies the condition $\mathbf{B}_G(\chi) \delta = \mathbf{0}$. Pre-multiplying this relation for $\text{diag}(\mathbf{f}(i, j))$ with $\mathbf{f}(i, j) = \mathbf{R}_i$, for each edge $e_k = (v_i, v_j) \in \mathcal{E}$ the relation (32) holds with $d \in \{2, 3\}$. \square

We observe that matrix $\mathbf{G}_G(\chi)$ has a structure similar to the bearing rigidity matrix (14) defined in Sec. IV for frameworks embedded in \mathbb{R}^d , eventually with different dimension. Indeed, $\mathbf{G}_G(\chi)$ is determined upon a directed graph, while matrix (14) is derived imposing an orientation on an undirected graph. Despite this difference, the results on the null space of the bearing rigidity matrix derived in Sec. IV-B can be applied also to $\mathbf{G}_G(\chi)$. Furthermore, according to Def. III.10, and Thm. V.1, a trivial variation for a framework (\mathcal{G}, χ) in $\mathbb{R}^d \times \mathbb{S}^1$ satisfies condition (32) once substituting \mathcal{G} with the corresponding complete graph \mathcal{K} .

In this perspective, imposing $\delta_o = \mathbf{0}$ (i.e., assuming that the agents do not change their orientation), the solution δ_p of (32) in correspondence of \mathcal{K} coincides with the translation and uniform scaling of the entire configuration. On the other hand, when $\delta_o \neq \mathbf{0}$, we can prove that the unique trivial variation for a framework (\mathcal{G}, χ) in $\mathbb{R}^d \times \mathbb{S}^1$ corresponds to a *coordinated rotation*, namely the equal rotation of all the agents jointly with the equal rotation of the whole formation around its center. Moreover, the coordinated rotation subspace⁵ \mathcal{R}_\circ is formally determined as

$$\mathcal{R}_\circ = \begin{cases} \text{span} \left\{ \begin{bmatrix} (\mathbf{I}_d \otimes \mathbf{R}(\pi/2)) \mathbf{p} \\ \mathbf{1}_n \end{bmatrix} \right\}, & \text{if } d = 2 \\ \text{span} \left\{ \begin{bmatrix} (\mathbf{I}_d \otimes [\mathbf{n}]_\times) \mathbf{p} \\ \mathbf{1}_n \end{bmatrix} \right\}, & \text{if } d = 3 \end{cases} \quad (35)$$

where the vector $\mathbf{1}_n \in \mathbb{R}^n$ has all the entries equal to one.

Note that $\dim(\mathcal{R}_\circ) = 1$ both for $d = 2$ and $d = 3$. As a consequence, the set including all the instantaneous variation vectors related to translations, scalings, and coordinated rotations of a framework, namely

$$\mathcal{S}_t = \text{span} \left\{ \begin{bmatrix} \mathbf{1}_n \otimes \mathbf{I}_d \\ \mathbf{0} \end{bmatrix}, \begin{bmatrix} \mathbf{p} \\ \mathbf{0} \end{bmatrix}, \mathcal{R}_\circ \right\}, \quad (36)$$

has dimension $\dim(\mathcal{S}_t) = d + 2$. Furthermore, in the following we demonstrate that \mathcal{S}_t in (36) identifies all the trivial variations in $\mathbb{R}^d \times \mathbb{S}^1$.

⁵This set represents a *pure coordinated rotation* for (\mathcal{G}, χ) only in the case the com of the framework coincides with the origin of \mathcal{F}_W , otherwise it represents a coordinated rotation along with a translation.

Lemma V.2. For a framework (\mathcal{K}, χ) in $\mathbb{R}^d \times \mathbb{S}^1$ with $d \in \{2, 3\}$, it holds that $\mathcal{S}_t \subseteq \ker(\mathbf{B}_{\mathcal{K}}(\chi))$.

Proof. When $\delta_o = 0$, according to Lem. IV.1, the instantaneous variation vectors δ with $\delta_p \in \text{span}\{\mathbf{1}_n \otimes \mathbf{I}_d\}$ or $\delta_p = \mathbf{p}$ fulfil condition (32) for $\mathcal{G} = \mathcal{K}$. Furthermore, for each pair of non-coincident vertices $v_i, v_j \in \mathcal{V}$, we can verify that, for $d = 2$, it holds that

$$d_{ij}\mathbf{P}(\bar{\mathbf{p}}_{ij})\mathbf{R}(\pi/2)\mathbf{p}_{ij} = \mathbf{R}(\pi/2)\bar{\mathbf{p}}_{ij} \quad (37)$$

$$\mathbf{R}(\pi/2)\bar{\mathbf{p}}_{ij} - \bar{\mathbf{p}}_{ij}\mathbf{p}_{ij}^\top\mathbf{R}(\pi/2)\bar{\mathbf{p}}_{ij} = \mathbf{R}(\pi/2)\bar{\mathbf{p}}_{ij}, \quad (38)$$

since $\bar{\mathbf{p}}_{ij}^\top\mathbf{R}(\pi/2)\bar{\mathbf{p}}_{ij} = 0$, while, for $d = 3$, the following chains of equations is valid since $\bar{\mathbf{p}}_{ij}^\top[\mathbf{n}]_\times\bar{\mathbf{p}}_{ij} = 0$:

$$d_{ij}\mathbf{P}(\bar{\mathbf{p}}_{ij})[\mathbf{n}]_\times\mathbf{p}_{ij} = [\mathbf{n}]_\times\bar{\mathbf{p}}_{ij} \quad (39)$$

$$[\mathbf{n}]_\times\bar{\mathbf{p}}_{ij} - \bar{\mathbf{p}}_{ij}\bar{\mathbf{p}}_{ij}^\top[\mathbf{n}]_\times\bar{\mathbf{p}}_{ij} = [\mathbf{n}]_\times\bar{\mathbf{p}}_{ij}. \quad (40)$$

This proves that any variation vector $\delta \in \mathcal{R}_\odot$ satisfies condition (32) for an arbitrary \mathcal{G} , and thus also for \mathcal{K} . \square

Theorem V.3. For a non-degenerate framework (\mathcal{K}, χ) in $\mathbb{R}^d \times SO(2)$ with $d \in \{2, 3\}$, it holds that

$$\ker(\mathbf{B}_{\mathcal{K}}(\chi)) = \mathcal{S}_t, \quad \text{or equivalently,} \quad (41)$$

$$\text{rank}(\mathbf{B}_{\mathcal{K}}(\chi)) = (d+1)n - d - 2. \quad (42)$$

Proof. According to Thm. V.1 $\ker(\mathbf{B}_{\mathcal{K}}(\chi))$ contains all the instantaneous variations that are solutions of (32) in correspondence of \mathcal{K} . The ones among them for which $\delta_o = 0$ and $\delta_p \neq 0$, are such that $\delta_p \in \ker(\mathbf{G}_{\mathcal{K}}(\chi_p)) = \text{span}\{\mathbf{1}_n \otimes \mathbf{I}_d, \mathbf{p}\}$ because of Thm. IV.2. Evaluating (32) for \mathcal{K} and imposing $\delta_o \neq 0$, one can observe that for each pair of directed edges involving vertices $v_i, v_j \in \mathcal{V}$, it occurs that

$$d_{ij}\mathbf{P}(\bar{\mathbf{p}}_{ij})\mathbf{A}(\dot{\mathbf{p}}_j - \dot{\mathbf{p}}_i) = \mathbf{A}\bar{\mathbf{p}}_{ij}\dot{\alpha}_i \quad (43)$$

$$d_{ij}\mathbf{P}(\bar{\mathbf{p}}_{ij})\mathbf{A}(\dot{\mathbf{p}}_j - \dot{\mathbf{p}}_i) = \mathbf{A}\bar{\mathbf{p}}_{ij}\dot{\alpha}_j \quad (44)$$

where $\mathbf{A} = \mathbf{R}(\pi/2) \in SO(2)$ for $d = 2$, and $\mathbf{A} = [\mathbf{n}]_\times \in \mathbb{R}^{3 \times 3}$, for $d = 3$. This implies that $\dot{\alpha}_i = \dot{\alpha}_j$. Moreover, since the i -th agent interacts with all the other agents due to the full connectivity of the complete graph, the imposed angular variation is the same for all the agents. Hence the unique solution of (32) in correspondence to \mathcal{K} with $\delta_o \neq 0$ is represented by vectors belonging to the coordinated rotation subspace. These considerations prove the thesis. \square

Theorem V.4 (Condition for IBR, Thm. III.6 in [46]). A non-degenerate framework (\mathcal{G}, χ) in $\mathbb{R}^d \times \mathbb{S}^1$ with $d \in \{2, 3\}$ is IBR if and only if $\text{rank}(\mathbf{B}_{\mathcal{G}}(\chi)) = (d+1)n - d - 2$.

Proof. The thesis can be proved from Def. III.11, and Thms. III.4 and V.3, as in Thm. IV.3. \square

In Fig. 3 are reported some examples of IBR and IBF frameworks in $\mathbb{R}^d \times \mathbb{S}^1$ for $d \in \{2, 3\}$. Here, the local reference frames are omitted for sake of simplicity, while the bi-directed edges are reported in red to distinguish them from the directed ones in blue.

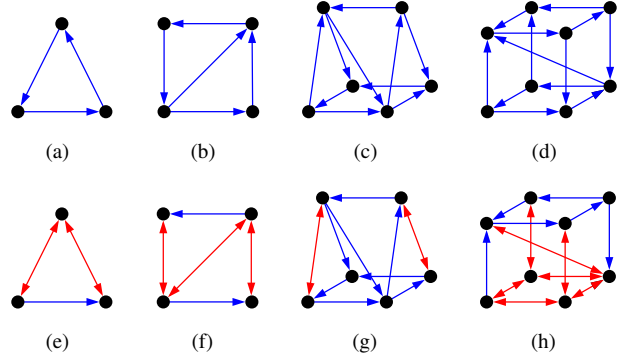


Fig. 3: Examples of IBF frameworks in $\mathbb{R}^2 \times \mathbb{S}^1$ (Figs. 3(a) 3(b)) and in $\mathbb{R}^3 \times \mathbb{S}^1$ with $\mathbf{n} = \mathbf{e}_3$ (Figs. 3(c) 3(d)). Examples of IBR frameworks in $\mathbb{R}^2 \times \mathbb{S}^1$ (Figs. 3(e) 3(f)) and in $\mathbb{R}^3 \times \mathbb{S}^1$ with $\mathbf{n} = \mathbf{e}_3$ (Figs. 3(g) 3(h)).

VI. BEARING RIGIDITY THEORY IN $SE(3)$

This section is devoted to (non-degenerate) formations wherein the state of each agent belongs to the Special Euclidean group $SE(3)$ that allows to describe roto-translations in the 3D space. An example is given by a swarm of fully-actuated aerial platforms. Assuming that each vehicle is equipped with an omnidirectional camera to recover relative bearing measurements, we aim at describing the bearing rigidity properties of such multi-agent systems within the context introduced in Sec. III starting from the results in [50].

A. Formation Description

Consider a team of n agents ($n \geq 3$) whose state is given by an element of $SE(3)$, i.e., of the Cartesian product $\mathbb{R}^3 \times SO(3)$ where $SO(3) = \{\mathbf{R} \in \mathbb{R}^{3 \times 3} \mid \mathbf{R}\mathbf{R}^\top = \mathbf{I}_3, \det(\mathbf{R}) = +1\}$ describes the rotations in 3D space. According to the rigid body model, we can associate to each i -th agent, $i \in \{1 \dots n\}$, a local reference frame \mathcal{F}_i . As in Sec. V-A, the origin O_i of \mathcal{F}_i is supposed to coincide with the agent com, while the x -axis is selected parallel to the focal axis of the agent on-board camera. The controllable state χ_i of the i -th agent then corresponds to the pair $(\mathbf{p}_i, \mathbf{R}_i)$ where the vector $\mathbf{p}_i \in \mathbb{R}^3$ identifies the position of O_i in \mathcal{F}_W and the matrix $\mathbf{R}_i \in SO(3)$ defines the orientation of \mathcal{F}_i w.r.t. \mathcal{F}_W .

Remark 5. It can be proved that Special Orthogonal group $SO(3)$, containing 3×3 rotation matrices, is not isomorphic to the 2-sphere \mathbb{S}^2 , but $\mathbb{S}^2 = SO(3) \setminus SO(2)$. Intuitively, the 2-sphere can be parametrized by using two angles, while a rotation in 3D space involves three dofs and can thus be associates to a triplet of angles (Euler angles representation).

The considered n -agents formation can be modeled as a framework (\mathcal{G}, χ) in $\mathcal{D} = SE(3)$, where \mathcal{G} is a directed graph according to the motivations illustrated in Sec. V-B about the bearing measurements features. As regards the configuration, trivially it holds that $\chi = \{(\mathbf{p}_1, \mathbf{R}_1) \dots (\mathbf{p}_n, \mathbf{R}_n)\} \in \bar{\mathcal{D}}$ with $\bar{\mathcal{D}} = SE(3)^n$. We can then identify the position vector $\mathbf{p} = [\mathbf{p}_1^\top \dots \mathbf{p}_n^\top]^\top \in \mathbb{R}^{3n}$, and the $(3n \times 3)$ orientation matrix $\mathbf{R}_a = [\mathbf{R}_1^\top \dots \mathbf{R}_n^\top]^\top \in SO(3)^n$, that stack all the agent position vectors and rotation matrices, respectively.

Analogously to the $\mathbb{R}^d \times \mathbb{S}^1$ case, the bearing measurement of the j -th agent w.r.t. the i -th agent (i.e., the one associated to the edge $e_k = (v_i, v_j) \in \mathcal{E}$) can be expressed as

$$\mathbf{b}_k = \mathbf{b}_{ij} = \mathbf{R}_i^\top \bar{\mathbf{p}}_{ij} \in \mathbb{S}^2, \quad (45)$$

where $\bar{\mathbf{p}}_{ij} \in \mathbb{R}^3$ and $\mathbf{R}_i \in SO(3)$ have the same meaning provided in Sec. V-A and it results $\mathcal{M} = \mathbb{S}^2$. For this reason, similarly to (24) and according to Def. III.8, the bearing rigidity function results to be

$$\mathbf{b}_G(\chi) = \text{diag}(d_{ij} \mathbf{R}_i^\top) \bar{\mathbf{E}}^\top \mathbf{p} \in \mathbb{S}^{2m}. \quad (46)$$

B. Rigidity Properties

Agents whose state corresponds to an element of $SE(3)$ are characterized by six independent dofs, namely three tdofs and three rdofs controllable in a decoupled manner. This fact constitutes the most challenging aspect in the study of the bearing rigidity theory in the three-dimensional Special Euclidean space.

Remark 6. Recalling that $\mathbb{S}^1 \simeq SO(2)$, we observe that the case studied in Sec. V corresponds to case of frameworks embedded in $SE(2) = \mathbb{R}^2 \times SO(2)$ when $d = 2$. Nevertheless, passing from the two to the three-dimensional Special Euclidean space, the controllable tdofs modify from two to three but the rotational ones raise from one to three. In addition, the time derivative of a matrix $\mathbf{R}_i \in SO(3)$ results to be $\dot{\mathbf{R}}_i = [\boldsymbol{\omega}_i]_\times \mathbf{R}_i$, where $\boldsymbol{\omega}_i \in \mathbb{R}^3$ is the angular velocity of the i -th agent expressed in the global inertial frame \mathcal{F}_W . As a consequence, note that the commands space \mathcal{I} of each i -th agent includes its linear velocity $\dot{\mathbf{p}}_i \in \mathbb{R}^3$ and its angular velocity $\boldsymbol{\omega}_i \in \mathbb{R}^3$, both expressed in \mathcal{F}_W .

Given these premises, we can identify the instantaneous variation vector as $\boldsymbol{\delta} = [\boldsymbol{\delta}_p^\top \ \boldsymbol{\delta}_o^\top]^\top \in \tilde{\mathcal{I}}$ with $\tilde{\mathcal{I}} = \mathbb{R}^{6n}$, where

$$\boldsymbol{\delta}_p = [\dot{\mathbf{p}}_1^\top \ \dots \ \dot{\mathbf{p}}_n^\top]^\top \in \mathbb{R}^{3n}, \quad (47)$$

$$\boldsymbol{\delta}_o = [\boldsymbol{\omega}_1^\top \ \dots \ \boldsymbol{\omega}_n^\top]^\top \in \mathbb{R}^{3n}. \quad (48)$$

It is thus possible to prove that the bearing rigidity matrix, belonging to $\mathbb{R}^{3m \times 6n}$, turns out to be

$$\mathbf{B}_G(\chi) = [-\text{diag}(d_{ij} \mathbf{R}_i^\top \mathbf{P}(\bar{\mathbf{p}}_{ij})) \bar{\mathbf{E}}^\top \ -\text{diag}(\mathbf{R}_i^\top [\bar{\mathbf{p}}_{ij}]_\times) \bar{\mathbf{E}}_o^\top], \quad (49)$$

since the derivative of the bearing (45) results to be

$$\dot{\mathbf{b}}_{ij} = d_{ij} \mathbf{R}_i^\top \mathbf{P}(\bar{\mathbf{p}}_{ij}) (\dot{\mathbf{p}}_j - \dot{\mathbf{p}}_i) + \mathbf{R}_i^\top [\bar{\mathbf{p}}_{ij}]_\times \boldsymbol{\omega}_i. \quad (50)$$

Let recall that the bearing matrix (49) of a given framework (\mathcal{G}, χ) allows to characterize its infinitesimally rigidity properties, in detail the null space of $\mathbf{B}_G(\chi)$ corresponds to the space of the infinitesimal variations of χ . A preliminary result about these variations is given in the next theorem, that particularize the thesis of Thm. V.1 for the $SE(3)$ case.

Theorem VI.1 (Corollary 1 in [50]). *Given a non-degenerate framework (\mathcal{G}, χ) in $SE(3)$, any infinitesimal variation $\boldsymbol{\delta} = [\boldsymbol{\delta}_p^\top \ \boldsymbol{\delta}_o^\top]^\top \in \mathbb{R}^{6n}$ satisfies the condition*

$$\mathbf{G}_G(\chi) \boldsymbol{\delta}_p = \mathbf{F}_G(\chi) \boldsymbol{\delta}_o \quad (51)$$

with

$$\mathbf{G}_G(\chi) = \text{diag}(d_{ij} \mathbf{P}(\bar{\mathbf{p}}_{ij})) \bar{\mathbf{E}}^\top, \quad (52)$$

$$\mathbf{F}_G(\chi) = -\text{diag}([\bar{\mathbf{p}}_{ij}]_\times) \bar{\mathbf{E}}_o^\top, \quad (53)$$

where $\bar{\mathbf{E}} \in \mathbb{R}^{dn \times dm}$ and $\bar{\mathbf{E}}_o \in \mathbb{R}^{dn \times dm}$ are derived from the incidence matrix of the graph \mathcal{G} .

Proof. The thesis can be proved following the same reasoning carried out in the proof of Thm. V.1. \square

The considerations inferred in Sec. V about $\mathbf{G}_G(\chi)$ and the bearing rigidity matrix (14) defined in Sec. IV are still valid and also the fact that the trivial variations satisfy (51) in correspondence of \mathcal{K} . Hence, the translation, uniform scaling and coordinated rotation are trivial variations also for a framework (\mathcal{G}, χ) in $SE(3)$, however the concept of coordinated rotation has to be redefined since the agents orientation is no longer controllable only via a single angle.

First, note that the angular velocity of each agent can be an arbitrary vector in \mathbb{R}^3 , i.e., it arises from the linear combination of the (unit) vectors $\mathbf{e}_h \in \mathbb{S}^2$, $h = 1, 2, 3$ that identify the axes of the frame \mathcal{F}_W . Hence, we can distinguish three basic coordinate rotations such that all the agents are rotated in the same way of the whole formation and such a rotation is around \mathbf{e}_h , $h = 1, 2, 3$. Each coordinated rotation of the framework can thus be expressed as a suitable sequence of basic coordinated rotations, hence $\dim(\mathcal{R}_\odot) = 3$ where \mathcal{R}_\odot is the the coordinated rotation subspace⁶. More specifically, it can be proved that

$$\mathcal{R}_\odot = \text{span} \left\{ \left\{ \left[\begin{pmatrix} \mathbf{I}_d \otimes [\mathbf{e}_h]_\times \\ \mathbf{1}_n \otimes \mathbf{e}_h \end{pmatrix} \mathbf{p} \right] \right\}_{h=1,2,3} \right\}. \quad (54)$$

Therefore, the set

$$\mathcal{S}_t = \text{span} \left\{ \left[\begin{pmatrix} \mathbf{1}_n \otimes \mathbf{I}_3 \\ \mathbf{0} \end{pmatrix}, \begin{pmatrix} \mathbf{p} \\ \mathbf{0} \end{pmatrix}, \mathcal{R}_\odot \right\}, \quad (55)$$

having $\dim(\mathcal{S}_t) = 7$, includes all the instantaneous variation vectors related to translation, dilatation and coordinated rotation of the framework, and the next theorems can be stated.

Theorem VI.2. *For a framework (\mathcal{K}, χ) in $SE(3)$, it holds that $\mathcal{S}_t \subseteq \ker(\mathbf{B}_K(\chi))$.*

Proof. Applying Thm. III.4, the variation vectors having $\boldsymbol{\delta}_o = \mathbf{0}$ and $\boldsymbol{\delta}_p = \mathbf{1}_n \otimes \mathbf{I}_3$ or $\boldsymbol{\delta}_p = \mathbf{p}$ satisfy condition (51) in correspondence of \mathcal{K} associated to \mathcal{G} . Moreover, for each pair of non coincident vertices $v_i, v_j \in \mathcal{V}$, it holds that

$$d_{ij} \mathbf{P}(\bar{\mathbf{p}}_{ij}) [\mathbf{e}_h]_\times \mathbf{p}_{ij} = -[\bar{\mathbf{p}}_{ij}]_\times \mathbf{e}_h \quad (56)$$

$$-[\bar{\mathbf{p}}_{ij}]_\times \mathbf{e}_h - \bar{\mathbf{p}}_{ij} \bar{\mathbf{p}}_{ij}^\top [\mathbf{e}_h]_\times \bar{\mathbf{p}}_{ij} = -[\bar{\mathbf{p}}_{ij}]_\times \mathbf{e}_h \quad (57)$$

since $\bar{\mathbf{p}}_{ij}^\top [\mathbf{e}_h]_\times \bar{\mathbf{p}}_{ij} = 0$, proving that every $\boldsymbol{\delta} \in \mathcal{R}_\odot$ satisfies condition (51), for any graph \mathcal{G} , and then also for \mathcal{K} . \square

⁶As in the previous case, this set represents a pure coordinated rotation for (\mathcal{G}, χ) only when the framework com coincides with the origin of \mathcal{F}_W .

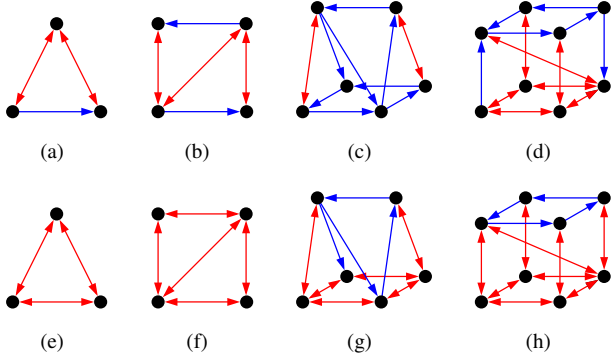


Fig. 4: Examples of IBF frameworks (Figs. 4(a) 4(b) 4(c) 4(d)) and IBR frameworks (Figs. 4(e) 4(f) 4(g) 4(h)) in $SE(3)$.

Theorem VI.3. *For a non-degenerate framework (\mathcal{K}, χ) in $SE(3)$, it holds that*

$$\ker(\mathbf{B}_{\mathcal{K}}(\chi)) = \mathcal{S}_t, \quad \text{or equivalently,} \quad (58)$$

$$\text{rank}(\mathbf{B}_{\mathcal{K}}(\chi)) = 6n - 7. \quad (59)$$

Proof. Thesis can be proved analogously to Thm. V.3. \square

Theorem VI.4 (Condition for IBR, Theorem 3 in [50]). *A non-degenerate framework (\mathcal{G}, χ) in $SE(3)$ is IBR if and only if $\text{rank}(\mathbf{B}_{\mathcal{G}}(\chi)) = 6n - 7$.*

Proof. The proof derives from the application of Def. III.11, and Thms. III.4 VI.3, following the same reasoning carried out in the proof of Thm. IV.3. \square

Fig. 4 shows some examples of IBR and IBF frameworks in $SE(3)$.

VII. ON THE DEGENERATE FORMATIONS

In this section we briefly discuss the degenerate formations case, focusing on the bearing-preserving variations set. In particular, we show why for these multi-agent groups the definition of infinitesimal bearing rigidity becomes meaningless and the related results are not relevant.

According to Def. III.2, a formation composed of $n \geq 3$ univocally placed agents is *degenerate* if all the agents are collinear, i.e., for any k -th component of the position vectors, $k \in \{1 \dots d\}$, it exists $c \in \mathbb{R}$ such that $p_i^k = cp_j^k$ for each pair (v_i, v_j) of agents in the group. Under this hypothesis, we can observe that the shape uniqueness is guaranteed for a larger set of infinitesimal variations w.r.t. that described in the previous sections. Although this statement is valid independently from the space \mathcal{D} of interest, in the following we distinguish between the three cases previously treated.

a) $\mathcal{D} = \mathbb{R}^d$: we first recall that for a formation composed of n agents controllable in the metric space $\mathcal{D} = \mathbb{R}^d$, $d \in \{2, 3\}$, and aligned along a certain direction identified by the (unit) vector $\mathbf{v} \in \mathbb{S}^{d-1}$ the bearing measurements are collinear, namely it holds $\mathbf{b}_{\mathcal{G}}(\chi) = \text{diag}(b_1 \dots b_m) (\mathbf{1}_n \otimes \mathbf{v})$ with $b_i \in \mathbb{R}$ for $i \in \{1 \dots m\}$. Given these premises, one can realize that the bearing measurements are preserved despite the displacement of any agent along the direction specified by

\mathbf{v} and the translation of the whole formation in the subspace \mathcal{W} of \mathbb{R}^d orthogonal to \mathbf{v} . Hence the trivial variation set⁷ coincides with $\mathcal{S}_t^d = \text{span}\{\mathbf{I}_n \otimes \mathbf{v}, \mathbf{1}_n \otimes \mathbf{W}\}$ where $\mathbf{W} \in \mathbb{R}^{d \times (d-1)}$ is a matrix whose columns represent a basis for \mathcal{W} . Trivially, \mathcal{S}_t^d has dimension $n + (d-1) > d+1 = \dim(\mathcal{S}_t)$.

b) $\mathcal{D} = \mathbb{R}^d \times \mathbb{S}^1$: for a formation acting in $\mathcal{D} = \mathbb{R}^d \times \mathbb{S}^1$, the bearing measurements are retrieved in the local agents frame. Additionally, each agent has a (controllable) rdoF allowing rotations only around $\mathbf{n} \in \mathbb{S}^2$ when $d = 3$. To analyze the degenerate situation in which all the agents are aligned along the direction identified by $\mathbf{v} \in \mathbb{S}^{d-1}$, it is necessary to distinguish between the following cases: (i) $d = 2$ or $d = 3$ and $\mathbf{n} \neq \mathbf{v}$, (ii) $d = 3$ and $\mathbf{n} = \mathbf{v}$. For a degenerate formation satisfies conditions (i), the bearing measurements are preserved when the whole agents group translates along any direction in the $(d-1)$ -dimensional subspace $\mathcal{W} \subseteq \mathbb{R}^d$ orthogonal to \mathbf{v} , when a coordinated rotation is performed according to the definition given in Sec. V, and also when any agent moves along the alignment direction. As a consequence the trivial variation set \mathcal{S}_t^d is spanned by $n + (d-1) + 1$ elements. In case (ii), the dimension of \mathcal{S}_t^d increases since the formation is not required to perform a coordinated rotation to preserve the bearings: also the rotation of any agent around the axis identified by $\mathbf{n} = \mathbf{v}$ ensures the measurements maintenance. Hence, we get $\dim(\mathcal{S}_t^d) = 2n + (d-1)$. Note that in both cases (i) and (ii) the trivial variation set has dimension greater w.r.t. non-degenerate case for which $\dim(\mathcal{S}_t) = d+2$.

c) $\mathcal{D} = SE(3)$: when the space of interest is $\mathcal{D} = \mathbb{R}^3 \times SO(3) = SE(3)$, we figure out that for the degenerate case in which the agents are aligned along the direction identified by $\mathbf{v} \in \mathbb{S}^2$, bearings are preserved when any agent translates or rotates along the direction specified by \mathbf{v} and when the whole formation performs a translation or a coordinated rotation around any direction in the (two-dimensional) subspace $\mathcal{W} \subseteq \mathbb{R}^3$ orthogonal to \mathbf{v} . The trivial variation set has thus dimension $2n + 4 > 7 = \dim(\mathcal{S}_t)$.

To validate the provided observations, in Tab.I we report a basis for \mathcal{S}_t and for \mathcal{S}_t^d in correspondence to the different metric spaces evaluated in this work. For sake of simplicity, the corresponding formations are supposed to be composed by $n = 3$ agents all equally oriented, i.e., such that $\alpha_i = 0$ or $\mathbf{R}_i = \mathbf{I}_d$ for $i \in \{1 \dots 3\}$ according to the adopted rotation representation. Additionally, we supposed $\mathbf{n} = \mathbf{e}_3$ when required. For the degenerate cases, we assume that the agents are all aligned along the x -axis of \mathcal{F}_W , namely $\mathbf{v} = \mathbf{e}_1$ and in particular $\mathbf{p}_i = i\mathbf{e}_1$, $i \in \{1 \dots 3\}$, while in the non-degenerate cases they are placed in order to form a triangle on the plane identified by the x and y -axis of \mathcal{F}_W . As previously stated, we can observe that for every metric space \mathcal{D} it occurs that $\dim(\mathcal{S}_t^d) > \dim(\mathcal{S}_t)$.

VIII. CONCLUSIONS

This work focuses on the bearing rigidity theory applied to multi-agent systems whose elements are characterized

⁷Note that the uniform scaling of the formation corresponds to suitable (not equal) translations of all the agents along the direction $\mathbf{v} \in \mathbb{S}^{d-1}$.

\mathcal{D}	S_t	S_t^d	
\mathbb{R}^d	$d = 2$	$\begin{bmatrix} 1 & 0 & -1 \\ 0 & 1 & 0 \\ 1 & 0 & 1 \\ 0 & 1 & 0 \\ 1 & 0 & 0 \\ 0 & 1 & 1 \end{bmatrix}$	$\begin{bmatrix} 1 & 0 & 0 & 0 \\ 0 & 0 & 0 & 1 \\ 0 & 1 & 0 & 0 \\ 0 & 0 & 0 & 1 \\ 0 & 0 & 1 & 0 \\ 0 & 0 & 0 & 1 \end{bmatrix}$
	$d = 3$	$\begin{bmatrix} 1 & 0 & 0 & -1 \\ 0 & 1 & 0 & 0 \\ 0 & 0 & 1 & 0 \\ 1 & 0 & 0 & 1 \\ 0 & 1 & 0 & 0 \\ 0 & 0 & 1 & 0 \\ 1 & 0 & 0 & 0 \\ 0 & 1 & 0 & 0 \\ 0 & 1 & 0 & 0 \\ 0 & 0 & 1 & 1 \end{bmatrix}$	$\begin{bmatrix} 1 & 0 & 0 & 0 & 0 \\ 0 & 0 & 0 & 1 & 0 \\ 0 & 0 & 0 & 0 & 1 \\ 0 & 1 & 0 & 0 & 0 \\ 0 & 0 & 0 & 1 & 0 \\ 0 & 0 & 0 & 0 & 1 \\ 0 & 0 & 1 & 0 & 0 \\ 0 & 0 & 0 & 0 & 1 \\ 0 & 0 & 1 & 0 & 0 \\ 0 & 0 & 0 & 1 & 1 \end{bmatrix}$
$\mathbb{R}^d \times \mathbb{S}^1$	$d = 2$	$\begin{bmatrix} 1 & 0 & -1 & 0 \\ 0 & 1 & 0 & 2 \\ 1 & 0 & 1 & -2 \\ 0 & 1 & 0 & 0 \\ 1 & 0 & 0 & 0 \\ 0 & 1 & 1 & 0 \\ 0 & 0 & 0 & 1 \\ 0 & 0 & 0 & 1 \\ 0 & 0 & 0 & 1 \end{bmatrix}$	$\begin{bmatrix} 1 & 0 & 0 & 0 & 0 \\ 0 & 0 & 0 & 1 & 2 \\ 0 & 1 & 0 & 0 & 0 \\ 0 & 0 & 0 & 1 & 1 \\ 0 & 0 & 1 & 0 & 0 \\ 0 & 0 & 0 & 1 & 0 \\ 0 & 0 & 0 & 0 & 1 \\ 0 & 0 & 0 & 0 & 1 \\ 0 & 0 & 0 & 0 & 1 \end{bmatrix}$
	$d = 3$	$\begin{bmatrix} 1 & 0 & 0 & -1 & 0 \\ 0 & 1 & 0 & 0 & 0 \\ 0 & 0 & 1 & 0 & -1 \\ 1 & 0 & 0 & 1 & 0 \\ 0 & 1 & 0 & 0 & 0 \\ 0 & 0 & 1 & 0 & -1 \\ 1 & 0 & 0 & 0 & 0 \\ 0 & 1 & 0 & 1 & 0 \\ 0 & 0 & 1 & 0 & 0 \\ 0 & 0 & 0 & 0 & 1 \\ 0 & 0 & 0 & 0 & 1 \\ 0 & 0 & 0 & 0 & 1 \end{bmatrix}$	<div>$\mathbf{n} \neq \mathbf{v}$$\begin{bmatrix} 1 & 0 & 0 & 0 & 0 & 0 \\ 0 & 0 & 0 & 1 & 0 & -2 \\ 0 & 0 & 0 & 0 & 1 & 0 \\ 0 & 1 & 0 & 0 & 0 & 0 \\ 0 & 0 & 0 & 1 & 0 & -1 \\ 0 & 0 & 0 & 0 & 1 & 0 \\ 0 & 0 & 1 & 0 & 0 & 0 \\ 0 & 0 & 0 & 1 & 0 & 0 \\ 0 & 0 & 0 & 0 & 1 & 0 \\ 0 & 0 & 0 & 0 & 0 & 1 \\ 0 & 0 & 0 & 0 & 0 & 1 \\ 0 & 0 & 0 & 0 & 0 & 1 \end{bmatrix}$</div> <div>$\mathbf{n} = \mathbf{v}$$\begin{bmatrix} 1 & 0 & 0 & 0 & 0 & 0 & 0 & 0 & 0 & 0 \\ 0 & 0 & 0 & 1 & 0 & 0 & 0 & 0 & 0 & 0 \\ 0 & 0 & 0 & 0 & 1 & 0 & 0 & 0 & 0 & 0 \\ 0 & 1 & 0 & 0 & 0 & 0 & 0 & 0 & 0 & 0 \\ 0 & 0 & 0 & 1 & 0 & 0 & 0 & 0 & 0 & 0 \\ 0 & 0 & 0 & 0 & 1 & 0 & 0 & 0 & 0 & 0 \\ 0 & 0 & 1 & 0 & 0 & 0 & 0 & 0 & 0 & 0 \\ 0 & 0 & 0 & 1 & 0 & 0 & 0 & 0 & 0 & 0 \\ 0 & 0 & 0 & 0 & 1 & 0 & 0 & 0 & 0 & 0 \\ 0 & 0 & 0 & 0 & 0 & 1 & 0 & 0 & 0 & 0 \\ 0 & 0 & 0 & 0 & 0 & 0 & 1 & 0 & 0 & 0 \\ 0 & 0 & 0 & 0 & 0 & 0 & 0 & 1 & 0 & 0 \\ 0 & 0 & 0 & 0 & 0 & 0 & 0 & 0 & 1 & 0 \\ 0 & 0 & 0 & 0 & 0 & 0 & 0 & 0 & 0 & 1 \end{bmatrix}$</div>
$\mathbb{R}^3 \times SO(3)$		$\begin{bmatrix} 1 & 0 & 0 & -1 & 0 & 0 & 0 \\ 0 & 1 & 0 & 0 & 0 & 0 & -2 \\ 0 & 0 & 1 & 0 & -1 & 1 & 0 \\ 1 & 0 & 0 & 1 & 0 & 0 & 2 \\ 0 & 1 & 0 & 0 & 0 & 0 & 0 \\ 0 & 0 & 1 & 0 & -1 & -1 & 0 \\ 1 & 0 & 0 & 0 & 0 & 0 & 0 \\ 0 & 1 & 0 & 1 & 0 & 0 & 0 \\ 0 & 0 & 1 & 0 & 0 & 0 & 0 \\ 0 & 0 & 0 & 0 & 1 & 0 & 0 \\ 0 & 0 & 0 & 0 & 0 & 1 & 0 \\ 0 & 0 & 0 & 0 & 0 & 0 & 1 \\ 0 & 0 & 0 & 0 & 1 & 0 & 0 \\ 0 & 0 & 0 & 0 & 0 & 1 & 0 \\ 0 & 0 & 0 & 0 & 0 & 0 & 1 \\ 0 & 0 & 0 & 0 & 0 & 0 & 1 \end{bmatrix}$	$\begin{bmatrix} 1 & 0 & 0 & 0 & 0 & 0 & 0 & 0 & 0 & 0 & 0 \\ 0 & 0 & 0 & 1 & 0 & 0 & 0 & 0 & 0 & -2 \\ 0 & 0 & 0 & 0 & 1 & 0 & 0 & 0 & 2 & 0 \\ 0 & 1 & 0 & 0 & 0 & 0 & 0 & 0 & 0 & 0 \\ 0 & 0 & 0 & 1 & 0 & 0 & 0 & 0 & 0 & -1 \\ 0 & 0 & 0 & 0 & 1 & 0 & 0 & 0 & 1 & 0 \\ 0 & 0 & 1 & 0 & 0 & 0 & 0 & 0 & 0 & 0 \\ 0 & 0 & 0 & 1 & 0 & 0 & 0 & 0 & 0 & 0 \\ 0 & 0 & 0 & 0 & 1 & 0 & 0 & 0 & 0 & 0 \\ 0 & 0 & 0 & 0 & 0 & 1 & 0 & 0 & 0 & 0 \\ 0 & 0 & 0 & 0 & 0 & 0 & 1 & 0 & 0 & 0 \\ 0 & 0 & 0 & 0 & 0 & 0 & 0 & 1 & 0 & 0 \\ 0 & 0 & 0 & 0 & 0 & 0 & 0 & 0 & 1 & 0 \\ 0 & 0 & 0 & 0 & 0 & 0 & 0 & 0 & 0 & 1 \\ 0 & 0 & 0 & 0 & 0 & 0 & 0 & 0 & 0 & 1 \end{bmatrix}$

TABLE I: Non-degenerate vs. degenerate: $n = 3$, $\alpha_i = 0$, $\mathbf{R}_i = \mathbf{I}_3$ for $i \in \{1 \dots 3\}$ and $\mathbf{v} = \mathbf{e}_1$ $\mathbf{p}_i = i\mathbf{e}_1$, $i \in \{1 \dots 3\}$ for the degenerate case.

by a certain number of both tdofs and rdofs. As original contribution, we propose a unified framework for the definition of the main rigidity properties without accounting for the specific controllable agents state domain. Moreover, we summarize the existing results about bearing rigidity theory for frameworks embedded in \mathbb{R}^d , in $\mathbb{R}^d \times \mathbb{S}^1$ with $d \in \{2, 3\}$ and in $SE(3)$. For each case, the principal definitions are provided and the infinitesimal rigidity property is investigated by deriving a necessary and sufficient condition based on the rigidity matrix rank. To recap the main results, Fig. 5 illustrates the studied scenarios with particular regard to the agent model and the available measurements, while Tab. II sumps up the theoretical aspects of the bearing rigidity theory for the different metric spaces.

ACKNOWLEDGEMENT

We would like to thank Antonio Franchi (LAAS-CNRS, University of Toulouse, Toulouse, France), Paolo Robuffo Giordano (CNRS, University of Rennes, Inria, IRISA, Rennes, France) and Shiyu Zhao (School of Engineering, Westlake University, China) for their numerous suggestions and valuable comments.

REFERENCES

- [1] L. Euler, *Opera Postuma*. Petropoli, 1862, vol. 1.
- [2] A. Cauchy, "Sur les polygones et les polyèdres," *Second Memoire, Journal de École Polytechnique*, vol. 19, pp. 87–98, 1813.
- [3] M. F. Thorpe and P. M. Duxbury, *Rigidity theory and applications*. Springer Science & Business Media, 1999.

	i -th agent properties				n -agents formation properties		
	\mathcal{D}	χ_i	\mathcal{M}	\mathbf{b}_{ij}	$\tilde{\mathcal{I}}$	δ	IBR condition
Sec. IV	$\mathbb{R}^d \quad d \in \{2, 3\}$	$\mathbf{p}_i \in \mathbb{R}^d$ (d tdofs + 0 rdofs)	\mathbb{S}^{d-1}	$\bar{\mathbf{p}}_{ij}$	\mathbb{R}^{dn}	$\delta_p = [\bar{\mathbf{p}}_1^\top \dots \bar{\mathbf{p}}_n^\top]^\top$	$\text{rank}(\mathbf{B}_{\mathcal{K}}(\chi)) = dn - d - 1$
Sec. V	$\mathbb{R}^2 \times \mathbb{S}^1$	$\mathbf{p}_i \in \mathbb{R}^2, \alpha_i \in [0, 2\pi)$ (2 tdofs + 1 rdofs)	\mathbb{S}^1	$\mathbf{R}_i^\top \bar{\mathbf{p}}_{ij}$	\mathbb{R}^{3n}	$\delta = [\delta_p^\top \delta_o^\top]^\top$ $\delta_p = [\bar{\mathbf{p}}_1^\top \dots \bar{\mathbf{p}}_n^\top]^\top$ $\delta_o = [\alpha_1^\top \dots \alpha_n^\top]^\top$	$\text{rank}(\mathbf{B}_{\mathcal{K}}(\chi)) = 3n - 4$
Sec. V	$\mathbb{R}^3 \times \mathbb{S}^1$	$\mathbf{p}_i \in \mathbb{R}^3, \alpha_i \in [0, 2\pi)$ (3 tdofs + 1 rdofs)	\mathbb{S}^2	$\mathbf{R}_i^\top \bar{\mathbf{p}}_{ij}$	\mathbb{R}^{4n}	$\delta = [\delta_p^\top \delta_o^\top]^\top$ $\delta_p = [\bar{\mathbf{p}}_1^\top \dots \bar{\mathbf{p}}_n^\top]^\top$ $\delta_o = [\alpha_1^\top \dots \alpha_n^\top]^\top$	$\text{rank}(\mathbf{B}_{\mathcal{K}}(\chi)) = 4n - 5$
Sec. VI	$\mathbb{R}^3 \times SO(3)$	$\mathbf{p}_i \in \mathbb{R}^3, \mathbf{R}_i \in SO(3)$ (3 tdofs + 3 rdofs)	\mathbb{S}^2	$\mathbf{R}_i^\top \bar{\mathbf{p}}_{ij}$	\mathbb{R}^{6n}	$\delta = [\delta_p^\top \delta_o^\top]^\top$ $\delta_p = [\bar{\mathbf{p}}_1^\top \dots \bar{\mathbf{p}}_n^\top]^\top$ $\delta_o = [\omega_1^\top \dots \omega_n^\top]^\top$	$\text{rank}(\mathbf{B}_{\mathcal{K}}(\chi)) = 6n - 7$

TABLE II: Summary of the principal notions related to the bearing rigidity theory in the different domains accounted in Sec. IV-VI.

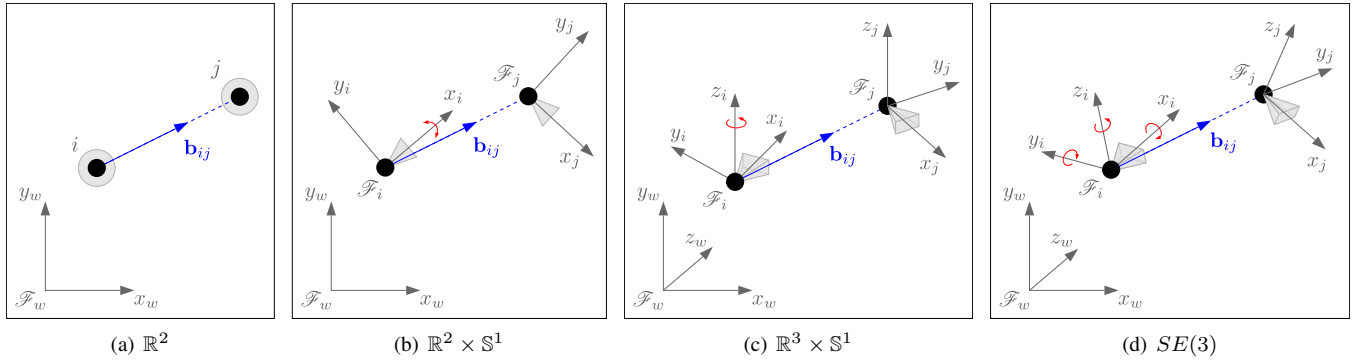


Fig. 5: Bearing measurements in the different domains accounted in Sec. IV-VI.

- [4] G. Laman, "On graphs and rigidity of plane skeletal structures," *Jour. of Engineering mathematics*, vol. 4, no. 4, pp. 331–340, 1970.
- [5] L. Asimow and B. Roth, "The rigidity of graphs," *Trans. of the American Mathematical Society*, vol. 245, pp. 279–289, 1978.
- [6] B. Roth, "Rigid and flexible frameworks," *The American Mathematical Monthly*, vol. 88, no. 1, pp. 6–21, 1981.
- [7] W. Whiteley, "The union of matroids and the rigidity of frameworks," *SIAM Jour. on Discrete Mathematics*, vol. 1, no. 2, pp. 237–255, 1988.
- [8] G. M. Crippen, T. F. Havel *et al.*, *Distance geometry and molecular conformation*. Research Studies Press Taunton, 1988, vol. 74.
- [9] N. White and N. M. White, *Matroid applications*. Cambridge University Press, 1992, vol. 40.
- [10] R. Connelly, "Rigidity," in *Handbook of Convex Geometry, Part A*. Elsevier, 1993, pp. 223–271.
- [11] M. Laurent, "Cuts, matrix completions and graph rigidity," *Mathematical Programming*, vol. 79, no. 1-3, pp. 255–283, 1997.
- [12] A. Alfakih, "Graph rigidity via euclidean distance matrices," *Linear Algebra and its Applications*, vol. 310, no. 1-3, pp. 149–165, 2000.
- [13] B. Jackson, "Notes on the rigidity of graphs," in *Levico Conference Notes*, vol. 4. Citeseer, 2007.
- [14] A. Y. Alfakih, "On the universal rigidity of generic bar frameworks," *Contributions to Discrete Mathematics*, vol. 5, no. 1, 2010.
- [15] A. Nixon, J. C. Owen, and S. C. Power, "Rigidity of frameworks supported on surfaces," *SIAM Jour. on Discrete Mathematics*, vol. 26, no. 4, pp. 1733–1757, 2012.
- [16] M. de Queiroz, X. Cai, and M. Feemster, *Formation Control of Multi-Agent Systems: A Graph Rigidity Approach*. Wiley & Sons, 2018.
- [17] X. Cai and M. De Queiroz, "Adaptive rigidity-based formation control for multi-robotic vehicles with dynamics," *IEEE Trans. on Control Systems Technology*, vol. 23, no. 1, pp. 389–396, 2015.
- [18] S. Ramazani, R. Selmic, and M. de Queiroz, "Rigidity-based multi-agent layered formation control," *IEEE Trans. on Cybernetics*, vol. 47, no. 8, pp. 1902–1913, 2017.
- [19] T. Eren, "Formation shape control based on bearing rigidity," *Int. Jour. of Control*, vol. 85, no. 9, pp. 1361–1379, 2012.
- [20] R. Tron, L. Carlone, F. Dellaert, and K. Daniilidis, "Rigid components identification and rigidity control in bearing-only localization using the graph cycle basis," in *IEEE American Control Conference*, 2015, pp. 3911–3918.
- [21] S. Zhao and D. Zelazo, "Localizability and distributed protocols for bearing-based network localization in arbitrary dimensions," *Automatica*, vol. 69, pp. 334–341, 2016.
- [22] —, "Bearing rigidity theory and its applications for control and estimation of network systems: Life beyond distance rigidity," *IEEE Control Systems Magazine*, vol. 39, no. 2, pp. 66–83, 2019.
- [23] G. Michieletto and A. Cenedese, "Formation control for fully actuated systems: a quaternion-based bearing rigidity approach," in *European Control Conference*, 2019.
- [24] T. Eren, P. N. Belhumeur, B. D. Anderson, and A. S. Morse, "A framework for maintaining formations based on rigidity," in *IFAC World Congress*, 2002, pp. 2752–2757.
- [25] J. M. Hendrickx, B. D. Anderson, J.-C. Delvenne, and V. D. Blondel, "Directed graphs for the analysis of rigidity and persistence in autonomous agent systems," *Int. Jour. of Robust and Nonlinear Control: IFAC-Affiliated Journal*, vol. 17, no. 10-11, pp. 960–981, 2007.
- [26] J. Baillieul and L. McCoy, "The combinatorial graph theory of structured formations," in *IEEE Conference on Decision and Control*, 2007, pp. 3609–3615.
- [27] L. Krick, M. E. Broucke, and B. A. Francis, "Stabilisation of infinitesimally rigid formations of multi-robot networks," *Int. Jour. of Control*, vol. 82, no. 3, pp. 423–439, 2009.
- [28] G. Zhu and J. Hu, "Stiffness matrix and quantitative measure of formation rigidity," in *IEEE Conference on Decision and Control held jointly with Chinese Control Conference*, 2009, pp. 3057–3062.
- [29] Y. Kim, G. Zhu, and J. Hu, "Optimizing formation rigidity under connectivity constraints," in *IEEE Conference on Decision and Control*, 2010, pp. 6590–6595.

- [30] C. Wu, Y. Zhang, W. Sheng, and S. Kanchi, "Rigidity guided localization for mobile robotic sensor networks," *Int. Jour. of Ad Hoc and Ubiquitous Computing*, vol. 6, no. 2, pp. 114–128, 2010.
- [31] D. Zelazo, A. Franchi, F. Allgöwer, H. H. Bühlhoff, and P. R. Giordano, "Rigidity maintenance control for multi-robot systems," in *Robotics: Science and Systems*, 2012, pp. 473–480.
- [32] D. Zelazo and F. Allgöwer, "Growing optimally rigid formations," in *IEEE American Control Conference*, 2012, pp. 3901–3906.
- [33] R. K. Williams, A. Gasparri, A. Priolo, and G. S. Sukhatme, "Evaluating network rigidity in realistic systems: Decentralization, asynchronicity, and parallelization," *IEEE Trans. on Robotics*, vol. 30, no. 4, pp. 950–965, 2014.
- [34] D. Zelazo, A. Franchi, H. H. Bühlhoff, and P. Robuffo Giordano, "Decentralized rigidity maintenance control with range measurements for multi-robot systems," *The Int. Jour. of Robotics Research*, vol. 34, no. 1, pp. 105–128, 2015.
- [35] T. Eren, W. Whiteley, A. S. Morse, P. N. Belhumeur, and B. A. , "Sensor and network topologies of formations with direction, bearing, and angle information between agents," in *IEEE Conference on Decision and Control*, vol. 3, 2003, pp. 3064–3069.
- [36] T. Eren, W. Whiteley, and P. N. Belhumeur, "Using angle of arrival (bearing) information in network localization," in *IEEE Conference on Decision and Control*, 2006, pp. 4676–4681.
- [37] T. Eren, "Using angle of arrival (bearing) information for localization in robot networks," *Turkish Jour. of Electrical Engineering & Computer Sciences*, vol. 15, no. 2, pp. 169–186, 2007.
- [38] A. N. Bishop, I. Shames, and B. D. Anderson, "Stabilization of rigid formations with direction-only constraints," in *IEEE Conference on Decision and Control and European Control Conference*, 2011, pp. 746–752.
- [39] A. Franchi and P. Robuffo Giordano, "Decentralized control of parallel rigid formations with direction constraints and bearing measurements," in *IEEE Conference on Decision and Control*, 2012, pp. 5310–5317.
- [40] K.-K. Oh and H.-S. Ahn, "Formation control and network localization via orientation alignment," *IEEE Trans. on Automatic Control*, vol. 59, no. 2, pp. 540–545, 2014.
- [41] S. Zhao and D. Zelazo, "Bearing-based distributed control and estimation of multi-agent systems," in *European Control Conference*, 2015, pp. 2202–2207.
- [42] —, "Bearing rigidity and almost global bearing-only formation stabilization," *IEEE Trans. on Automatic Control*, vol. 61, no. 5, pp. 1255–1268, 2016.
- [43] A. Karimian and R. Tron, "Theory and methods for bearing rigidity recovery," in *IEEE Conference on Decision and Control*, 2017, pp. 2228–2235.
- [44] S. Zhao, Z. Sun, D. Zelazo, M.-H. Trinh, and H.-S. Ahn, "Laman graphs are generically bearing rigid in arbitrary dimensions," in *IEEE Conference on Decision and Control*, 2017, pp. 3356–3361.
- [45] A. Franchi, C. Masone, V. Grabe, M. Ryll, H. H. Bühlhoff, and P. Robuffo Giordano, "Modeling and control of UAV bearing formations with bilateral high-level steering," *The Int. Jour. of Robotics Research*, vol. 31, no. 12, pp. 1504–1525, 2012.
- [46] D. Zelazo, A. Franchi, and P. Robuffo Giordano, "Rigidity theory in $SE(2)$ for unscaled relative position estimation using only bearing measurements," in *European Control Conference*, 2014, pp. 2703–2708.
- [47] D. Zelazo, P. Robuffo Giordano, and A. Franchi, "Bearing-only formation control using an $SE(2)$ rigidity theory," in *IEEE Conference on Decision and Control*, 2015, pp. 6121–6126.
- [48] F. Schiano, A. Franchi, D. Zelazo, and P. Robuffo Giordano, "A rigidity-based decentralized bearing formation controller for groups of quadrotor UAVs," in *IEEE/RIS Int. Conference on Intelligent Robots and Systems*, 2016, pp. 5099–5106.
- [49] R. Spica and P. Robuffo Giordano, "Active decentralized scale estimation for bearing-based localization," in *IEEE/RIS Int. Conference on Intelligent Robots and Systems*, 2016, pp. 5084–5091.
- [50] G. Michieletto, A. Cenedese, and A. Franchi, "Bearing rigidity theory in $SE(3)$," in *IEEE Conference on Decision and Control*, 2016, pp. 5950–5955.
- [51] R. Connelly, "Generic global rigidity," *Discrete & Computational Geometry*, vol. 33, no. 4, pp. 549–563, 2005.
- [52] L. L. Steven J. Gortler, Craig Gotsman and D. P. Thurston, "On affine rigidity," *Jour. of Computational Geometry*, vol. 4, no. 1, pp. 160–181, 2013.
- [53] S. J. Gortler and D. P. Thurston, "Characterizing the universal rigidity of generic frameworks," *Discrete & Computational Geometry*, vol. 51, no. 4, pp. 1017–1036, 2014.
- [54] G. Stacey, R. Mahony, and J. Trumpf, "Generalised rigidity and path-rigidity for agent formations," in *Proc. Int. Symposium on Mathematical Theory of Networks and Systems*, 2016, p. 31.
- [55] G. Stacey and R. Mahony, "The role of symmetry in rigidity analysis: A tool for network localization and formation control," *IEEE Trans. on Automatic Control*, vol. 63, no. 5, pp. 1313–1328, 2018.