

A Random Access G-Network: Stability, Stable Throughput, and Queueing Analysis

Ioannis Dimitriou^{*} and Nikolaos Pappas^{**}

^{*}Department of Mathematics, University of Patras, 26500, Patras, Greece

^{**}Department of Science and Technology, Linköping University, Campus Norrköping, 60174, Sweden

idimit@math.upatras.gr, nikolaos.pappas@liu.se

February 8, 2019

Abstract

The effect of signals on stability, throughput region, and delay in a two-user slotted ALOHA based random-access system with collisions is considered. This work gives rise to the development of random access G-networks, which can model virus attacks or other malfunctions and introduce load balancing in highly interacting networks. The users are equipped with infinite capacity buffers accepting external bursty arrivals. We consider both negative and triggering signals. Negative signals delete a packet from a user queue, while triggering signals cause the instantaneous transfer of packets among user queues. We obtain the exact stability region, and show that the stable throughput region is a subset of it. Moreover, we perform a compact mathematical analysis to obtain exact expressions for the queueing delay by solving a Riemann boundary value problem. A computationally efficient way to obtain explicit bounds for the queueing delay is also presented. The theoretical findings are numerically evaluated and insights regarding the system performance are derived.

Keywords— G-networks, stability analysis, stable throughput, delay, boundary value problems, random access.

1 Introduction

This work focus on the modeling and analysis of a two-user buffered ALOHA type multiple access system by taking into account the presence of signals, which either delete a packet or trigger the instantaneous movement of a packet between the user buffers. More precisely, this work introduce the so-called called Random Access G-network (RAG-Network) to model virus

attacks, as well as probabilistic load balancing in highly interacting multiple access communication.

The exact modelling of the system we consider, is in terms of a two dimensional random walk in the quarter plane, which posses a partial spatial homogeneity, due to the high level of interaction among the queues. The investigation of interacting queueing system is a challenging task with severe mathematical difficulties, which have been initially reported in the seminal work in [1], and further in [2, 3]. They have also received considerable attention due to their applicability in random access networks [4, 5, 6, 7, 8, 9] and in shared processor systems [10, 11, 12, 13]. On the other hand, G-networks (or queueing networks with negative customers, signals, triggers, etc.) introduced in [14], are characterized by the following feature: in addition to the conventional customers, negative customers or signals arriving to a non-empty queue remove an amount of work from the queue or transfer it to another queue [15]. The analysis of this versatile class of networks has significantly enriched queueing theory as well as contributed to the development of real applications in fields such as computers, communications, manufacturing, energy as well as self-aware networks.

The goal of this work is to provide a general framework in introducing and analysing multiple access systems with the feature of negative and triggering signals. Our ultimate goal is to provide a general model to describe virus attacks or other malfunctions, and load balancing in multiple access networks as well as to study their impact on the overall system performance.

1.1 Related Work

G-Networks: Motivated by neural network modelling [16], a novel stochastic network, called G-network or queueing network with signals was introduced as a unifying model for neural and queueing networks. In contrast to traditional queueing networks where (positive) customers obey the specified service and routing disciplines determined by the network dynamics, there is another type of customers with the effect of signal that interact upon arrival at a queue with the queue or with the backlogged customers.

G-Networks [14] establish a versatile class of queueing networks with a computationally efficient product form solution, which had been proved to exist by using new techniques from the theory of fixed point equation [17]. In its simplest version, a signal arriving at a non empty queue forces a positive customer to leave the network immediately [14]. Since their introduction, G-networks have been extensively studied covering several extensions such as triggered movement, which redirect customers among the queues [15]; catastrophes or batch service [18], adders [19]; multiple classes of positive customers and signals [20], state-dependent service disciplines [21, 22, 23], tandem networks [24, 25], deletion of a random amount of work [26, 27], retrials [28, 29] (not exhaustive list). For a complete bibliography see [30, 31, 32].

G-networks have been shown to be a diverse application tool to analyse and optimise the effects of dynamic load balancing in large scale networks [33] as well as in Gene Regulatory Networks [34, 35]. A recent application of G-Networks is to the modelling of systems which operate with intermittent sources of energy, known as Energy Packet Networks [36, 37, 38, 39, 40, 41, 42, 43, 44, 45, 46]. Other applications include their of approximating continuous and bounded real-valued functions [47], which serves as the foundation for learning algorithms [48]

and Deep Learning [49]. They have been also used for modelling natural neuronal networks [50], in image processing applications [51, 52], and as a tool for predicting the toxicity of chemical compounds [53].

In the field of computer network performance, the RNN has been used to build distributed controllers for quality of service routing in packet networks [54, 55] and in the design of Software Defined Network controllers [56]. Real-time optimised task allocation algorithms in Cloud systems [57] have also been built and tested. Recent applications has addressed the use of the RNN to detect attacks on Internet of Things (IoT) gateways [58].

Stability and Delay analysis in Random Access Networks: The simple and decentralized nature of ALOHA protocol [59] made it very popular in multiple access communication systems. The ever increasing need for massive uncoordinated access has increased the interest on random access protocols [60, 61], which remain an active research area with challenging open problems even for very simple networks [62, 63].

In spite of its simple operation, stable throughput and delay analysis are quite challenging due to the high level of interaction among queues. This is due to the fact that each transmitted source interferes with other users with non-empty queues, i.e., the successful transmission probability is a function of the status of the other users. As a consequence, the departure rate of a queue can be computed only when we know the stationary distribution of the joint queue length process [64]. This is the reason why the vast majority of previous works has focused on small-sized networks and only bounds or approximations are known for the networks with larger number of sources [65, 64, 5, 66, 67]. Delay analysis of random access networks is even more challenging both by mathematical and the application point of view. The high level of interaction among queues is the reason for the limited number of analytical results. For the sake of clarity we mention the works in [67, 68, 4, 69, 70] (not exhaustive list).

Recently, the authors have performed considerable contribution both in the investigation of stable throughput region and in the delay analysis by considering sophisticated *queue-aware* transmission protocols in modern random access schemes [7, 8], in IoT networks [71, 72, 73, 74] and in network-level cooperative wireless networks [75, 9].

1.2 Contributions

In this work, we consider a two-user slotted ALOHA multiple access channel with collisions, i.e., a transmission is successful if and only if a single user transmits. Each user has external bursty arrivals that are stored in its infinite-sized capacity queue and accesses the medium in a random access manner. The major contribution of this work relies on the fact that we consider for the first time in the related literature the concept of *signals* in random access networks, which introduces the so-called *Random Access G-Network*.

In particular, we consider both *negative* signals, which delete a packet from a user's queue, and signals that *trigger* the instantaneous movement of packets among user queues. The concept of negative signals can model virus attacks in such networks or other possible malfunctions, whereas, triggering signals can be used to model load balancing schemes. To the best of our knowledge this variation of random access has not been reported so far. For such a network,

we investigate stability conditions, the stable throughput region and the queueing delay.

1.2.1 Stability and Stable Throughput Analysis

The presence of negative signals affects the stable throughput region, which now becomes a subset of the stability region, since packets can be dropped before being transmitted to the destination thus, these packets they do not contribute to the achievable throughput. Note that such property has never been reported in the literature of random access networks so far.

When characterizing the stability and/or stable throughput in such a network, we have to cope with the problem of highly interaction among queues. In RAG network, the level of interaction is even higher due to the presence of signals that interact upon arrivals both with the queue and with the backlogged packets. We show that the stochastic dominant technique [64] is still an efficient tool to bypass the problem of interaction among queues. Although stability conditions can be also derived by well known methods from two dimensional Markov chains [76, 77], the importance of stochastic dominant technique is more apparent when we characterize the stable throughput region, where we show that it is a subset of the stability region.

1.2.2 Queueing Analysis

Queueing theoretic analysis of interacting queues is a quite challenging task. The increased level of interaction due to the presence of signals will further complicate the analysis. In this work, we present a compact mathematical analysis, and we provide exact expressions for the probability generating function (pgf) of the joint stationary queue length distribution of user queues by solving a non-homogeneous *Riemann boundary value problem* [78]. Furthermore, we also provide a computationally efficient alternative way to obtain explicit bounds for basic performance metrics without calling for advanced mathematical concepts of boundary value problems.

The rest of the paper is summarized as follows. In Section 2 we describe in detail the mathematical model, while in Section 3 we provide the stability and the stable throughput region. The fundamental functional equation along with some basic preliminary results regarding its investigation are presented in Section 4. In Section 5 we provide expressions for the pgf of the joint stationary queue length distribution at user queues in terms of a solution of a Riemann boundary value problem, while in Section 6 we provide exact bounds for the expected number of backlogged packets at each user queue, without using the theory of boundary value problems. Numerical results are given in Section 7 and show insights in system performance. Some conclusions and future directions are presented in Section 8.

2 The Mathematical Model

We consider an ALOHA-type random access network (RAN) consisting of two users, say U_1 , U_2 , that communicate with a common destination node. Each user is equipped with infinite

capacity buffers, in which it stores the arriving and backlogged packets. The time is slotted and packets have equal length. The transmission time of a packet corresponds to a single slot.

At the beginning of a slot, user U_k , $k = 1, 2$, if it is not-empty, transmits a packet with probability α_k , or remains silent with probability $\bar{\alpha}_k = 1 - \alpha_k$. We consider a collision based channel model, and thus, if both users attempt to transmit simultaneously, a collision occurs and both transmissions fail. In such case, the packets have to be re-transmitted in a latter slot.

Contrary to the traditional RAN, in this work we introduce a generalized RAN, called the Random Access G-Network (RAGN) by including the concept of signals. In particular, at the beginning of a slot, signals are generated in user U_k with probability s_k . If a signal is generated, then with probability l_k^- it deletes a packet from the buffer of U_k , while with probability $l_k^+ = 1 - l_k^-$ it triggers the instantaneously movement of a packet from the buffer of U_k to the buffer of the other user. A signal arriving in an empty buffer has no effect. In this work, we assume that if a signal and a packet transmission occur simultaneously, the signal occurs first. *In case of a signal generation, a temporarily network malfunction occurs, and **both** users remain silent during the slot.* Moreover, packet arrivals are scheduled at the end of the slot, early departure late arrival model. Denote by $A_{k,n}$ the number of packets arriving in U_k , in the time interval $(n, n + 1]$, with $\mathbb{E}(A_{n,k}) = \lambda_k < \infty$, $k = 1, 2$. Denote the joint pgf of $A_{1,n}$ and $A_{2,n}$ by $H(x, y) = \mathbb{E}(x^{A_{1,n}} y^{A_{2,n}})$, $|x| \leq 1$, $|y| \leq 1$, $n \in \mathbb{N}$.

Let $Q_{k,n}$ be the queue length at the buffer of U_k at the beginning of time slot n . Under the above system model, the two-dimensional process $\mathbf{Q}_n = \{(Q_{1,n}, Q_{2,n}); n = 0, 1, \dots\}$ is a Markov chain. Clearly, under usual assumptions \mathbf{Q} is irreducible and aperiodic. Then,

- If $Q_{1,n} = Q_{2,n} = 0$, then $Q_{k,n+1} = A_{k,n}$, $k = 1, 2$.
- If $Q_{1,n} = 0$, $Q_{2,n} > 0$,

$$\begin{aligned} Q_{1,n+1} &= \begin{cases} A_{1,n}, & w.p. \bar{s}_2 + s_2 l_2^-, \\ A_{1,n} + 1, & w.p. s_2 l_2^+, \end{cases} \\ Q_{2,n+1} &= \begin{cases} Q_{2,n} + A_{2,n}, & w.p. \bar{s}_2 \bar{\alpha}_2, \\ Q_{2,n} - 1 + A_{2,n}, & w.p. \bar{s}_2 \alpha_2 + s_2, \end{cases} \end{aligned}$$

- If $Q_{1,n} > 0$, $Q_{2,n} = 0$,

$$\begin{aligned} Q_{1,n+1} &= \begin{cases} Q_{1,n} + A_{1,n}, & w.p. \bar{s}_1 \bar{\alpha}_1, \\ Q_{1,n} - 1 + A_{1,n}, & w.p. \bar{s}_1 \alpha_1 + s_1, \end{cases} \\ Q_{2,n+1} &= \begin{cases} A_{2,n}, & w.p. \bar{s}_1 + s_1 l_1^-, \\ A_{2,n} + 1, & w.p. s_1 l_1^+, \end{cases} \end{aligned}$$

- If $Q_{1,n} > 0$, $Q_{2,n} > 0$,

$$(Q_{1,n+1} Q_{2,n+1}) = \begin{cases} (Q_{1,n} + A_{1,n}, Q_{2,n} + A_{2,n}), & w.p. \bar{s}_1 \bar{s}_2 (\bar{\alpha}_1 \bar{\alpha}_2 + \alpha_1 \alpha_2) + s_1 s_2 l_1^+ l_2^+, \\ (Q_{1,n} - 1 + A_{1,n}, Q_{2,n} + A_{2,n}), & w.p. \bar{s}_1 \bar{s}_2 \alpha_1 \bar{\alpha}_2 + s_1 \bar{s}_2 l_1^- + s_1 s_2 l_1^+ l_2^-, \\ (Q_{1,n} - 1 + A_{1,n}, Q_{2,n} + 1 + A_{2,n}), & w.p. s_1 \bar{s}_2 l_1^+, \\ (Q_{1,n} + A_{1,n}, Q_{2,n} - 1 + A_{2,n}), & w.p. \bar{s}_1 \bar{s}_2 \alpha_2 \bar{\alpha}_1 + s_2 \bar{s}_1 l_2^- + s_1 s_2 l_2^+ l_1^-, \\ (Q_{1,n} + 1 + A_{1,n}, Q_{2,n} - 1 + A_{2,n}), & w.p. s_2 \bar{s}_1 l_2^+, \\ (Q_{1,n} - 1 + A_{1,n}, Q_{2,n} - 1 + A_{2,n}), & w.p. s_1 s_2 l_1^+ l_2^-. \end{cases}$$

3 Stability Conditions and Stable Throughput Region

From the previous section, it is clear that for a packet located at the head of the queue, there are three options depending if a signal will be generated or not. When a signal is not generated, the packet it will be transmitted successfully to the destination if the node will attempt to transmit and collision will not happen. If a signal is generated, there are two options, either the packet will be dropped from the system or it will be transferred to the other queue. Thus, it is important to emphasize that the stability region is different than the stable throughput region. In fact, the stable throughput region is a subset of the stability region as we will see in this section.

The service probability for U_i is denoted by μ_i , $i = 1, 2$, which denotes the probability that a packet will be either transmitted successfully to the destination or it will be relocated to the other queue. The expression for μ_1 is given by

$$\mu_1 = \alpha_1 \Pr(Q_2 = 0) \bar{s}_1 + \alpha_1 \Pr(Q_2 > 0) \bar{s}_1 \bar{\alpha}_2 \bar{s}_2 + s_1 l_1^+. \quad (3.1)$$

Then we define the probability that a packet will be removed from a queue, either it will be dropped, or transmitted successfully, or transferred to the other queue. For the users U_k , $k = 1, 2$, we denote this probability m_k . The expression for m_1 is given by

$$m_1 = \mu_1 + s_1 l_1^-. \quad (3.2)$$

which is equal to

$$m_1 = \alpha_1 \bar{s}_1 [\Pr(Q_2 = 0) + \Pr(Q_2 > 0) \bar{\alpha}_2 \bar{s}_2] + s_1. \quad (3.3)$$

Similarly, we can write the expression for m_2 . Clearly, m_1 and μ_1 depend on the state of the second queue and m_2 and μ_2 on the state of the first queue. Thus, the queues are coupled. We will bypass this difficulty by applying the stochastic dominance technique to obtain the exact stability region and the stable throughput region.

We use the following definition of queue stability [79, 5]:

Definition 1. Denote by Q_i^t the length of queue i at the beginning of time slot t . The queue is said to be stable if $\lim_{t \rightarrow \infty} \Pr[Q_i^t < x] = F(x)$ and $\lim_{x \rightarrow \infty} F(x) = 1$.

Although we will not make explicit use of this definition we use its corollary consequence which is Loynes' theorem [80] that states that if the arrival and service processes of a queue are strictly jointly stationary and the average arrival rate is less than the average service rate, then the queue is stable. If the average arrival rate is greater than the average service rate, then the queue is unstable and the value of Q_i^t approaches infinity almost surely. The stability region of the system is defined as the set of arrival rate vectors $\boldsymbol{\lambda} = (\lambda_1, \lambda_2)$ for which the queues in the system are stable. In the previous definition, λ_i denotes the total arrival rate at the queue i .

Before proceeding with the derivation of the stability region and the stable throughput region, we need to calculate the internal arrival probability, $\lambda_{j,i}$ for each queue $j = 1, 2$, i stands for internal. We have that

$$\lambda_{1,i} = \Pr(Q_2 > 0) s_2 l_2^+. \quad (3.4)$$

and

$$\lambda_{2,i} = \Pr(Q_1 > 0) s_1 l_1^+. \quad (3.5)$$

The following theorem provides the stability region for the considered system.

Theorem 3.1 (Stability Region). *The stability region \mathcal{R} for a fixed transmission probability vector $\alpha := [\alpha_1, \alpha_2]$ is given by $\mathcal{R} = \mathcal{R}_1 \cup \mathcal{R}_2$ where*

$$\mathcal{R}_1 = \left\{ (\lambda_1, \lambda_2) : \lambda_1 + \frac{(\lambda_2 + s_1 l_1^+)(s_2 l_2^+ + \alpha_1 \bar{s}_1 (1 - \bar{\alpha}_2 \bar{s}_2))}{\alpha_2 \bar{s}_2 \bar{\alpha}_1 \bar{s}_1 + s_2} < \alpha_1 \bar{s}_1 + s_1, \right. \\ \left. \lambda_2 + s_1 l_1^+ < \alpha_2 \bar{s}_2 \bar{\alpha}_1 \bar{s}_1 + s_2 \right\}, \quad (3.6)$$

$$\mathcal{R}_2 = \left\{ (\lambda_1, \lambda_2) : \lambda_2 + \frac{(\lambda_1 + s_2 l_2^+)(s_1 l_1^+ + \alpha_2 \bar{s}_2 (1 - \bar{\alpha}_1 \bar{s}_1))}{\alpha_1 \bar{s}_1 \bar{\alpha}_2 \bar{s}_2 + s_1} < \alpha_2 \bar{s}_2 + s_2, \right. \\ \left. \lambda_1 + s_2 l_2^+ < \alpha_1 \bar{s}_1 \bar{\alpha}_2 \bar{s}_2 + s_1 \right\}, \quad (3.7)$$

Proof. To determine the stability region of our system we apply the stochastic dominance technique [64], i.e. we construct hypothetical dominant systems, in which a node transmits dummy packets for the packet queue that is empty, while for the non-empty queue transmits according to its traffic. Under this approach, we consider the R_1 , and R_2 -dominant systems. In the R_k dominant system, whenever the queue k , $k = 1, 2$ empties, it continues transmitting a dummy packet. Thus, in R_1 , node 1 never empties, and hence, node 2 sees a constant probability that a packet will be removed from its queue, while that probability for node 1 depends on the state of node 2, i.e., empty or not. We proceed with dominant system R_1 . The probability m_1 of the first node is given by (3.3). The m_2 is given by

$$m_2 = \alpha_2 \bar{s}_2 [\Pr(Q_1 = 0) + \Pr(Q_1 > 0) \bar{\alpha}_1 \bar{s}_1] + s_2. \quad (3.8)$$

Since in R_1 queue 1 never empties, $\Pr(Q_1 > 0) = 1$, we have $m_2 = \alpha_2 \bar{s}_2 \bar{\alpha}_1 \bar{s}_1 + s_2$. We can obtain that the total arrival rate at U_2 is $\lambda_2 + s_1 l_1^+$. By applying Loynes's criterion [80], the second node is stable if and only if $\lambda_2 + s_1 l_1^+ < m_2$. The probability that the second node is empty and is given by

$$\Pr(Q_2 = 0) = 1 - \frac{\lambda_2 + s_1 l_1^+}{m_2} = 1 - \frac{\lambda_2 + s_1 l_1^+}{\alpha_2 \bar{s}_2 \bar{\alpha}_1 \bar{s}_1 + s_2}. \quad (3.9)$$

Then, we can obtain the internal arrival probability at U_1 is given by

$$\lambda_{1,i} = \frac{s_2 l_2^+ (\lambda_2 + s_1 l_1^+)}{\alpha_2 \bar{s}_2 \bar{\alpha}_1 \bar{s}_1 + s_2}. \quad (3.10)$$

After replacing $\Pr(Q_2 = 0)$ into (3.3), and applying Loynes criterion [80] we can obtain the stability condition for the first node. Then, we have the stability region \mathcal{R}_1 given by (3.6).

Similarly, we can obtain the stability region for the second dominant system \mathcal{R}_2 , the proof is omitted. For a detailed treatment of dominant systems please refer to [64].

An important observation made in [64] is that the stability conditions obtained by the stochastic dominance technique are not only sufficient but also necessary for the stability of the original system. The *indistinguishability* argument [64] applies here as well. Based on the construction of the dominant system, we can see that the queue sizes in the dominant system are always greater than those in the original system, provided they are both initialized to the same value and the arrivals are identical in both systems. Therefore, given $\lambda_2 < m_2$, if for some λ_1 , the queue at the first user is stable in the dominant system, then the corresponding queue in the original system must be stable. Conversely, if for some λ_1 in the dominant system, the queue at the first node saturates, then it will not transmit dummy packets, and as long as the first user has a packet to transmit, the behavior of the dominant system is identical to that of the original system since dummy packet transmissions are eliminated as we approach the stability boundary. Therefore, the original and the dominant system are indistinguishable at the boundary points. \square

Theorem 3.2 (Stable Throughput Region). *The stable throughput region \mathcal{T} for a fixed transmission probability vector $\alpha := [\alpha_1, \alpha_2]$ is given by $\mathcal{T} = \mathcal{T}_1 \cup \mathcal{T}_2$ where*

$$\mathcal{T}_1 = \left\{ (\lambda_1, \lambda_2) : \lambda_1 + \frac{(\lambda_2 + s_1 l_1^+)(s_2 l_2^+ + \alpha_1 \bar{s}_1 (1 - \bar{\alpha}_2 \bar{s}_2))}{\alpha_2 \bar{s}_2 \bar{\alpha}_1 \bar{s}_1 + s_2} < \alpha_1 \bar{s}_1 + s_1 l_1^+, \right. \\ \left. \lambda_2 + s_1 l_1^+ < \alpha_2 \bar{s}_2 \bar{\alpha}_1 \bar{s}_1 + s_2 l_2^+ \right\}, \quad (3.11)$$

$$\mathcal{T}_2 = \left\{ (\lambda_1, \lambda_2) : \lambda_2 + \frac{(\lambda_1 + s_2 l_2^+)(s_1 l_1^+ + \alpha_2 \bar{s}_2 (1 - \bar{\alpha}_1 \bar{s}_1))}{\alpha_1 \bar{s}_1 \bar{\alpha}_2 \bar{s}_2 + s_1} < \alpha_2 \bar{s}_2 + s_2 l_2^+, \right. \\ \left. \lambda_1 + s_2 l_2^+ < \alpha_1 \bar{s}_1 \bar{\alpha}_2 \bar{s}_2 + s_1 l_1^+ \right\}, \quad (3.12)$$

Proof. Following the same methodology of dominant systems in the previous theorem, we construct two hypothetical systems, R_1 and R_2 . In R_1 , U_1 transmits dummy packets when its queue is empty, thus $\Pr(Q_1 > 0) = 1$, we have $\mu_2 = \alpha_2 \bar{s}_2 \bar{\alpha}_1 \bar{s}_1 + s_2 l_2^+$. In the proof of Theorem 3.1, we obtain $\Pr(Q_2 > 0)$ and is given by (3.9), and the internal arrival probability for U_1 is given by (3.10). After replacing (3.9) into (3.1) and applying Loynes's theorem [80] we have that the stable throughput region obtained from R_1 is given by (3.11). Similarly we obtain \mathcal{T}_2 which is given by (3.12). \square

Remark 1. *Clearly, $\mathcal{T} \subset \mathcal{R}$ this can be easily observed by the expressions in Theorems 3.1 and 3.2. If $s_i > 0$ and $l_i^+ = 1$, then $\mathcal{T} = \mathcal{R}$. If $s_i = 0$ for all i then $\mathcal{T} = \mathcal{R}$ and the stability region is the same with the two-user multiple access channel with collision reported in the literature in [64].*

Remark 2. *In Appendix A we provide an alternative way to derive the stability condition based on general results regarding two-dimensional random walks [77].*

4 The Functional Equation and Preliminary Analysis

In the following, we apply the generating function approach and obtain a fundamental functional equation, which is the key element of our analysis. In order to proceed with the investigation of the functional equation we also need some crucial preliminary results that are also given below. To proceed, the evolution among queues implies

$$\begin{aligned}
\mathbb{E}(x^{Q_{1,n+1}}y^{Q_{2,n+1}}) = & H(x, y) \left[\mathbb{E}(\mathbf{1}_{\{Q_{1,n}=Q_{2,n}=0\}}) \right. \\
& + [s_1(\frac{l_1^-}{x} + \frac{l_1^+ y}{x}) + \bar{s}_1(\bar{\alpha}_1 + \frac{\alpha_1}{x})] \mathbb{E}(x^{Q_{1,n}} \mathbf{1}_{\{Q_{1,n}>0, Q_{2,n}=0\}}) \\
& + [s_2(\frac{l_2^-}{y} + \frac{l_2^+ x}{y}) + \bar{s}_2(\bar{\alpha}_2 + \frac{\alpha_2}{y})] \mathbb{E}(y^{Q_{2,n}} \mathbf{1}_{\{Q_{1,n}=0, Q_{2,n}>0\}}) \\
& + \left(s_1 \bar{s}_2 (\frac{l_1^-}{x} + \frac{l_1^+ y}{x}) + \bar{s}_1 s_2 (\frac{l_2^-}{y} + \frac{l_2^+ x}{y}) + s_1 s_2 (\frac{l_1^- l_2^-}{xy} + \frac{l_1^- l_2^+}{y} + \frac{l_1^+ l_2^-}{x} + l_1^+ l_2^+) \right. \\
& \left. + \bar{s}_1 \bar{s}_2 (\bar{\alpha}_1 \bar{\alpha}_2 + \alpha_1 \alpha_2 + \frac{\alpha_1 \bar{\alpha}_2}{x} + \frac{\alpha_2 \bar{\alpha}_1}{y}) \right) \mathbb{E}(x^{Q_{1,n}} y^{Q_{2,n}} \mathbf{1}_{\{Q_{1,n}>0, Q_{2,n}>0\}}) \left. \right]. \tag{4.1}
\end{aligned}$$

Assuming that the system is stable (see Section 3), letting

$$\Pi(x, y) = \lim_{n \rightarrow \infty} \mathbb{E}(x^{Q_{1,n}} y^{Q_{2,n}}), \quad |x| \leq 1, |y| \leq 1,$$

and having in mind that

$$\begin{aligned}
\lim_{n \rightarrow \infty} \mathbb{E}(\mathbf{1}_{\{Q_{1,n}=Q_{2,n}=0\}}) &= \Pi(0, 0), \\
\lim_{n \rightarrow \infty} \mathbb{E}(x^{Q_{1,n}} \mathbf{1}_{\{Q_{1,n}>0, Q_{2,n}=0\}}) &= \Pi(x, 0) - \Pi(0, 0), \\
\lim_{n \rightarrow \infty} \mathbb{E}(y^{Q_{2,n}} \mathbf{1}_{\{Q_{1,n}=0, Q_{2,n}>0\}}) &= \Pi(0, y) - \Pi(0, 0), \\
\lim_{n \rightarrow \infty} \mathbb{E}(x^{Q_{1,n}} y^{Q_{2,n}} \mathbf{1}_{\{Q_{1,n}>0, Q_{2,n}>0\}}) &= \Pi(x, y) - \Pi(x, 0) - \Pi(0, y) + \Pi(0, 0),
\end{aligned}$$

we obtain the following functional equation:

$$\begin{aligned}
\Pi(x, y)[xy - \phi_3(x, y)] &= [y\phi_1(x, y) - \phi_3(x, y)][\Pi(x, 0) - \Pi(0, 0)] \\
&+ [x\phi_2(x, y) - \phi_3(x, y)][\Pi(0, y) - \Pi(0, 0)] + [xyH(x, y) - \phi_3(x, y)]\Pi(0, 0), \tag{4.2}
\end{aligned}$$

where

$$\begin{aligned}
\phi_3(x, y) &= H(x, y) [\bar{s}_1 \bar{s}_2 (xy(\bar{\alpha}_1 \bar{\alpha}_2 + \alpha_1 \alpha_2) + \alpha_1 \bar{\alpha}_2 y + \bar{\alpha}_1 \alpha_2 x) + s_1 \bar{s}_2 y (l_1^- + l_1^+ y) \\
&\quad + s_2 \bar{s}_1 x (l_2^- + l_2^+ x) + s_1 s_2 (l_1^- l_2^- + l_1^+ l_2^- y + l_1^- l_2^+ x + l_1^+ l_2^+ xy)], \\
\phi_1(x, y) &= H(x, y) [\bar{s}_1 (\bar{\alpha}_1 x + \alpha_1) + s_1 (l_1^- + l_1^+ y)], \\
\phi_2(x, y) &= H(x, y) [\bar{s}_2 (\bar{\alpha}_2 y + \alpha_2) + s_2 (l_2^- + l_2^+ x)].
\end{aligned}$$

The function $Z(x, y) := xy - \phi_3(x, y)$, $|x| \leq 1$, $|y| \leq 1$ is called the *kernel* of the functional equation (4.2), and plays a crucial role in its solution procedure.

The definition of $\Pi(x, y)$, implies that for fixed y , with $|y| \leq 1$, $\Pi(x, y)$ is regular in x , with $|x| < 1$, continuous in x , with $|x| \leq 1$, and similarly with x, y interchanged, and the coefficients of $x^i y^j$, $(i, j) \in \mathbb{N}_0 \times \mathbb{N}_0 = \{0, 1, \dots\} \times \{0, 1, \dots\}$, in the series expansion of $\Pi(x, y)$ are non-negative, with $\Pi(1, 1) = 1$. Then, it also follows that $\Pi(p, 0)$, $\Pi(0, p)$ are both regular in p , with

$|p| < 1$, continuous in p , with $|p| \leq 1$, and the coefficients in the series expansion of $\Pi(p, 0)$ are all non-negative. Similar result holds for $\Pi(0, p)$.

Note that some interesting relations can be directly derived by the functional equation (4.2). More precisely, setting $y = 1$, rearrange its terms and then taking the limit $x \rightarrow 1$, and vice versa we come up with the following ‘‘conservation of flow relations’’:

$$\begin{aligned} \lambda_1 + s_2 l_2^+ (1 - \Pi(1, 0)) &= (s_1 + \bar{s}_1 \bar{s}_2 \alpha_1 \bar{\alpha}_2) [1 - \Pi(1, 0) - \Pi(0, 1) + \Pi(0, 0)] \\ &\quad + (s_1 + \bar{s}_1 \alpha_1) [\Pi(1, 0) - \Pi(0, 0)], \\ \lambda_2 + s_1 l_1^+ (1 - \Pi(0, 1)) &= (s_2 + \bar{s}_1 \bar{s}_2 \alpha_2 \bar{\alpha}_1) [1 - \Pi(1, 0) - \Pi(0, 1) + \Pi(0, 0)] \\ &\quad + (s_2 + \bar{s}_2 \alpha_2) [\Pi(0, 1) - \Pi(0, 0)]. \end{aligned} \tag{4.3}$$

Note that (4.3) has a clear probabilistic interpretation. In particular, they equate the flow of packets into the buffer of U_k , with the flow of jobs out of the buffer of U_k , $k = 1, 2$, respectively. Just for the sake of clarity, note that the left hand side in the first of (4.3) is composed of the mean number of external arrivals per slot in the buffer of U_1 (i.e. λ_1), while the second term corresponds to the arrivals per slot due to the presence of signals in U_2 that trigger the instantaneous transfer of a packet in U_1 . Note that such an arrival may occur only in case U_2 is not empty, i.e., with probability $1 - \Pi(1, 0)$, which is the fraction of time user U_2 is not empty.

4.1 On the kernel $Z(x, y)$

To proceed with the analysis of functional equations of type (4.2), it is required to focus on the investigation of *suitable* representations of the zero-tuples of its kernel $Z(x, y)$. For a complete discussion the interested reader is referred to [3, 81, 2]¹

Clearly, the definition of $Z(x, y)$, implies that for fixed y , with $|y| \leq 1$, $Z(x, y)$ is regular in x , with $|x| < 1$, continuous in x , with $|x| \leq 1$, and similarly with x, y interchanged. In the following we assume *symmetrical* characterization of the zero tuples (\hat{x}, \hat{y}) of the kernel [77, 3], by letting

$$\hat{x} = gr, \hat{y} = gr^{-1}, |r| = 1, |g| \leq 1,$$

and thus,

$$Z(\hat{x}, \hat{y}) = g^2 - \phi_3(gr, gr^{-1}) = 0.$$

Then, for $|r| = 1, r \neq 1, |g| = 1$,

$$\begin{aligned} |\phi_3(gr, gr^{-1})| &\leq |\bar{s}^2(g^2(\bar{\alpha}^2 + \alpha^2) + \alpha \bar{\alpha} g(r + r^{-1})) + s \bar{s} gr^{-1}(l^- + l^+ gr^{-1}) \\ &\quad + s \bar{s} gr(l^- + l^+ gr) + s^2((l^-)^2 + l^+ l^- g(r + r^{-1}) + (l^+)^2 g^2)| < 1 = |g|^2. \end{aligned}$$

Since $\phi_3(gr, gr^{-1})$ is regular in g for $|g| < 1$, with fixed $r, |r| = 1$, and continuous for $|g| \leq 1$, Rouché’s theorem implies that $g^2 - \phi_3(gr, gr^{-1}) = 0$ has exactly two roots in $|g| \leq 1$. According to Theorem 2.1, pp. 65-66, [77], $g(r)$ is such that $g(r) \rightarrow 1$, as $r \rightarrow 1, |r| = 1$. Put,

$$\mathcal{S}_1 = \{x : x = g(r)r, |r| = 1\}, \mathcal{S}_2 = \{y : y = g(r)r^{-1}, |r| = 1\}.$$

¹Note that in case of Bernoulli arrivals, $Z(x, y)$ is a quadratic polynomial with respect to x, y .

In order to proceed, we must show that the contours $\mathcal{S}_1, \mathcal{S}_2$ are both simple and smooth. To show this in the general case, we need some extra assumptions (see [3], Sections II.3.1-II.3.3, pp. 151-163) that will further complicate the analysis and worsen the readability of the paper.

With that in mind, we will focus on the *symmetrical* case (see next Section). For such a case Theorem 2.1, pp. 65-66 in [77] implies that:

1. $\mathcal{S}_1, \mathcal{S}_2$ are both simple and smooth.
2. $x = 0 \in \mathcal{S}_1^+, x = \infty \in \mathcal{S}_1^-, y = 0 \in \mathcal{S}_2^+, y = \infty \in \mathcal{S}_2^-$, where \mathcal{S}_k^+ (resp. \mathcal{S}_k^-) denotes the interior (resp. the exterior) of \mathcal{S}_k , $k = 1, 2$, and $0 < g(r) \leq 1, |r| = 1$.
3. $x \in \mathcal{S}_1$ (resp. $y \in \mathcal{S}_2$), then $\bar{x} \in \mathcal{S}_1$ (resp. $\bar{y} \in \mathcal{S}_2$), where \bar{h} denotes the complex conjugate of h .
4. the set $(\hat{x}, \hat{y}) \in \mathcal{S}_1 \times \mathcal{S}_2$ of the zero tuples of the kernel $Z(x, y) = 0$, and when \hat{x} traverses \mathcal{S}_1 counterclockwise, \hat{y} traverses \mathcal{S}_2 clockwise.

Therefore, the solution of (4.2) is now reduced to the construction of functions $\Pi(p, 0), \Pi(0, p)$, both regular in $|p| < 1$, which satisfy

$$\hat{y}[\hat{x} - \phi_1(\hat{x}, \hat{y})][\Pi(\hat{x}, 0) - \Pi(0, 0)] + \hat{x}[\hat{y} - \phi_2(\hat{x}, \hat{y})][\Pi(0, \hat{y}) - \Pi(0, 0)] = \Pi(0, 0)[H(\hat{x}, \hat{y}) - 1], \quad (4.4)$$

for all $(\hat{x}, \hat{y}) \in \mathcal{S}_1 \times \mathcal{S}_2$. This problem will be transformed in the next section into a *Riemann boundary value problem*.

5 The Symmetrical System: Exact Analysis

As for the symmetrical system we assume $s_k = s, \lambda_k = \lambda, \alpha_k = \alpha, l_k^+ = l^+, l_k^- = l, k = 1, 2$. Note that in such a case, $\phi_3(x, y) = \phi_3(y, x)$, and $\phi_1(x, y) = \phi_2(y, x)$. Moreover, for the stability conditions (see Theorem 3.1 or Theorem A.1) the following conditions should hold:

$$\begin{aligned} \lambda + sl^+ &< s + \bar{s}^2 \alpha \bar{\alpha}, \\ \lambda + sl^+ \frac{\lambda + sl^+}{s + \bar{s}^2 \alpha \bar{\alpha}} &< (s + \bar{s} \alpha) \left(1 - \frac{\lambda + sl^+}{s + \bar{s}^2 \alpha \bar{\alpha}}\right) + \frac{\lambda + sl^+}{s + \bar{s}^2 \alpha \bar{\alpha}} (s + \bar{s}^2 \alpha \bar{\alpha}). \end{aligned} \quad (5.1)$$

Set,

$$\mathcal{C} := \{z : |z| = 1\}, \mathcal{C}^+ := \{z : |z| < 1\}, \mathcal{C}^- := \{z : |z| > 1\}.$$

We proceed as in [3], sections II.2.4, II.2.13, II.2.16; see also Theorem 3.2.1 in [77] or Theorem 1.1 in [81]. In particular, for the contours $\mathcal{S}_1, \mathcal{S}_2$, and due to the symmetry of our system the following hold:

1. $z = 0 \in \mathcal{C}^+, z = 1 \in \mathcal{C}, z = \infty \in \mathcal{C}^-$,
2. and functions

$$x = x(z) : \mathcal{C}^+ \cup \mathcal{C} \rightarrow \mathcal{S}_1^+ \cup \mathcal{S}_1, \quad y = y(z) : \mathcal{C}^- \cup \mathcal{C} \rightarrow \mathcal{S}_2^+ \cup \mathcal{S}_2,$$

where,

- (a) $x(0) = 0, x(1) = 1 = y(1), y(\infty) = 0,$
- (b) $x(z) : \mathcal{C}^+ \rightarrow \mathcal{S}_1^+$ is regular and univalent for $z \in \mathcal{C}^+.$
- (c) $y(z) : \mathcal{C}^- \rightarrow \mathcal{S}_2^+$ is regular and univalent for $z \in \mathcal{C}^-.$

Then, theorem 3.2.3, p. 123 in [77] states that $x(z), z \in \mathcal{C} \cup \mathcal{C}^+,$ and $y(z), z \in \mathcal{C} \cup \mathcal{C}^-,$ are such that

$$\begin{aligned} x(z) &= \begin{cases} ze^{\frac{1}{2\pi i} \int_{|\zeta|=1} \log\{g(e^{i\lambda(\zeta)})\} \left\{ \frac{\zeta+z}{\zeta-z} - \frac{\zeta+1}{\zeta-1} \right\} \frac{d\zeta}{\zeta}}, & z \in \mathcal{C}^+, \\ g(e^{i\lambda(z)})e^{i\lambda(z)}, & z \in \mathcal{C}, \end{cases} \\ y(z) &= \begin{cases} z^{-1}e^{-\frac{1}{2\pi i} \int_{|\zeta|=1} \log\{g(e^{i\lambda(\zeta)})\} \left\{ \frac{\zeta+z}{\zeta-z} - \frac{\zeta+1}{\zeta-1} \right\} \frac{d\zeta}{\zeta}}, & z \in \mathcal{C}^-, \\ g(e^{i\lambda(z)})e^{-i\lambda(z)}, & z \in \mathcal{C}, \end{cases} \end{aligned} \quad (5.2)$$

where $\lambda(z) \in [0, 2\pi), z \in \mathcal{C}, \lambda(1) = 0,$ be the unique solution of

$$e^{i\lambda(z)} = ze^{\frac{1}{2\pi i} \int_{|\zeta|=1} \log\{g(e^{i\lambda(\zeta)})\} \left\{ \frac{\zeta+z}{\zeta-z} - \frac{\zeta+1}{\zeta-1} \right\} \frac{d\zeta}{\zeta}}, z \in \mathcal{C}. \quad (5.3)$$

For such a case $x(z)$ (resp. $y(z)$) represents a conformal mapping from \mathcal{C}^+ (resp. \mathcal{C}^-) onto \mathcal{S}_1^+ (resp. \mathcal{S}_2^+), while for every $z,$ with $z \in \mathcal{C}, (\hat{x}, \hat{y}) = (x(z), y(z))$ is a zero tuple of the kernel $Z(x, y).$

Since for $z \in \mathcal{C}, (\hat{x}, \hat{y}) = (x(z), y(z))$ is such that $x(z)y(z) = \phi_3(x(z), y(z)),$ (4.4) implies after some algebra that

$$\Phi_1(z) = \Phi_2(z)G(z) + S(z), \quad (5.4)$$

where,

$$\begin{aligned} \Phi_1(z) &= \frac{\Pi(x(z), 0) - \Pi(0, 0)}{\Pi(0, 0)}, \\ \Phi_2(z) &= \frac{\Pi(0, y(z)) - \Pi(0, 0)}{\Pi(0, 0)}, \\ G(z) &= \frac{x(z)[y(z) - \phi_2(x(z), y(z))]}{y(z)[\phi_1(x(z), y(z)) - x(z)]}, \\ S(z) &= \frac{x(z)[1 - H(x(z), y(z))]}{\phi_1(x(z), y(z)) - x(z)}. \end{aligned}$$

Note that due to the regularity of $x(z), z \in \mathcal{C}^+,$ and of $y(z), z \in \mathcal{C}^-,$

1. $\Phi_1(z), z \in \mathcal{C}^+ \cup \mathcal{C},$ is regular for $z \in \mathcal{C}^+,$ and continuous for $z \in \mathcal{C}^+ \cup \mathcal{C}.$
2. $\Phi_2(z), z \in \mathcal{C}^- \cup \mathcal{C},$ is regular for $z \in \mathcal{C}^-,$ and continuous for $z \in \mathcal{C}^- \cup \mathcal{C}.$

Note also that $\Phi_1(z)$ is well defined due to the fact that $|x(z)| \leq 1, z \in \mathcal{C},$ so that $|x(z)| < 1, z \in \mathcal{C}^+$ due to the regularity of $x(z), z \in \mathcal{C}^+$ and the maximum modulus theorem [82] (similar result holds for $\Phi_2(z)$), and $\Phi_1(0) = \lim_{|z| \rightarrow \infty} \Phi_2(z) = 0.$

From the above discussion, $\Phi_1(z), \Phi_2(z),$ can be obtained as a solution of a non-homogeneous Riemann boundary value problem, with boundary condition given by (5.4). Its solution is solely based on the *index* χ of $G(z)$ defined as

$$\begin{aligned} \chi &\equiv \text{ind}_{|z|=1} G(z) := \frac{1}{2\pi i} \int_{|z|=1} d \log\{G(z)\} \\ &= \text{ind}_{|z|=1} x(z) - \text{ind}_{|z|=1} y(z) \\ &\quad + \text{ind}_{|z|=1} [y(z) - \phi_2(x(z), y(z))] - \text{ind}_{|z|=1} [x(z) - \phi_1(x(z), y(z))]. \end{aligned}$$

Note that $0 < \phi_k(x(z), y(z)) \leq 1$, $k = 1, 2$, while $G(z)$, $S(z)$ possess a continuous derivative along \mathcal{C} and consequently, they satisfy the Hölder condition on \mathcal{C} . Since \mathcal{S}_k , $k = 1, 2$, are simple contours and $x(z)$ (resp. $y(z)$) traverses \mathcal{S}_1 counterclockwise (resp. \mathcal{S}_2 clockwise), we have $\text{ind}_{|z|=1}x(z) = 1$, $\text{ind}_{|z|=1}y(z) = -1$. Moreover,

$$\begin{aligned} \text{ind}_{|z|=1}[y(z) - \phi_2(x(z), y(z))] &= -\frac{1}{2}, \\ \text{ind}_{|z|=1}[x(z) - \phi_1(x(z), y(z))] &= \frac{1}{2}. \end{aligned}$$

Therefore, $\chi = 1$, and the solution of the Riemann boundary value problem is given by,

$$\begin{aligned} \Phi_1(z) &= \begin{cases} e^{\Gamma(z)}[\Psi(z) + c_1z + c_0], & z \in \mathcal{C}^+, \\ e^{\Gamma^+(z)}[\Psi^+(z) + c_1z + c_0], & z \in \mathcal{C}, \end{cases} \\ \Phi_2(z) &= \begin{cases} z^{-1}e^{\Gamma(z)}[\Psi(z) + c_1z + c_0], & z \in \mathcal{C}^-, \\ z^{-1}e^{\Gamma^-(z)}[\Psi^-(z) + c_1z + c_0], & z \in \mathcal{C}, \end{cases} \end{aligned} \quad (5.5)$$

where c_0, c_1 , are constants to be determined by using the fact that $\Phi_1(0) = \lim_{|z| \rightarrow \infty} \Phi_2(z) = 0$, which in turn yields

$$e^{\Gamma(0)}[\Psi(0) + c_0] = 0, \quad c_1 = 0,$$

and

$$\begin{aligned} \Gamma(z) &= \frac{1}{2\pi i} \int_{\zeta \in \mathcal{C}} \log\{\zeta^{-1}G(z)\} \frac{d\zeta}{\zeta - z}, \quad z \in \mathcal{C} \cup \mathcal{C}^+ \cup \mathcal{C}^-, \\ \Psi(z) &= \frac{1}{2\pi i} \int_{\zeta \in \mathcal{C}} S(\zeta) e^{-\Gamma^+(\zeta)} \frac{d\zeta}{\zeta - z}, \quad z \in \mathcal{C} \cup \mathcal{C}^+ \cup \mathcal{C}^-, \end{aligned}$$

with

$$\begin{aligned} \Gamma^+(z_0) &= \lim_{z \in \mathcal{C}^+, z \rightarrow z_0} \Gamma(z), & \Psi^+(z_0) &= \lim_{z \in \mathcal{C}^+, z \rightarrow z_0} \Psi(z), \\ \Gamma^-(z_0) &= \lim_{z \in \mathcal{C}^-, z \rightarrow z_0} \Gamma(z), & \Psi^-(z_0) &= \lim_{z \in \mathcal{C}^-, z \rightarrow z_0} \Psi(z). \end{aligned}$$

In view of (5.5), we are able to obtain $\Pi(x(z), 0)$, $\Pi(0, y(z))$, as a function of $\Pi(0, 0)$. $\Pi(0, 0)$ will be obtained by using: *i*) the normalizing condition $\Pi(1, 1) = 1$, *ii*) the solution (5.5), and *iii*) the symmetry of the system, which implies that $\Pi(1, 0) = \Pi(0, 1)$. In particular, setting in (4.2) $y = 1$ and then letting $x \rightarrow 1$, yields

$$\Pi(1, 0)[\bar{s}\alpha - 2\bar{s}^2 a\bar{\alpha} - sl^-] + \Pi(0, 0)[\bar{s}^2\alpha\bar{\alpha} - \bar{s}\alpha] = \lambda + sl^+ - (s + \bar{s}^2\alpha\bar{\alpha}). \quad (5.6)$$

Using (5.5), and (5.6) we obtain $\Pi(0, 0)$. Thus, it follows that $\Pi(x(z), 0)$, $z \in \mathcal{C} \cup \mathcal{C}^+$ and $\Pi(0, y(z))$, $z \in \mathcal{C} \cup \mathcal{C}^-$ are known by (5.5). Moreover, since both conformal mappings $x(z)$, $z \in \mathcal{C} \cup \mathcal{C}^+$ and $y(z)$, $z \in \mathcal{C} \cup \mathcal{C}^-$ unique inverse, $\Pi(x, 0)$, $x \in \mathcal{S}_1 \times \mathcal{S}_1^+$, and $\Pi(0, y)$, $y \in \mathcal{S}_2 \times \mathcal{S}_2^+$ are also known. As a consequence, $\Pi(x, y)$, is now derived by (4.2).

5.1 Performance metrics and numerical issues

Since $\Pi(x, y)$ is obtained in terms of a solution of a Riemann boundary value problem, we are able to derive several performance metrics, such as the expected queue length, and the expected queueing delay in each user buffer. However, since $\Pi(x, y)$ is given in terms of contour integrals, i.e., (5.5), and the derivation of these integrals require also the numerical derivation of conformal mappings $x(z)$, $y(z)$, several computation problems arise.

In the following, we provide expressions for the expected number of packets at user queues. We focus only on user U_1 . Similar expressions can be derived for user U_2 . Denote by $\Pi_1(x, y)$, $\Pi_2(x, y)$ the derivatives of $\Pi(x, y)$ with respect to x and y respectively. Note also that symmetry implies that $\Pi(1, 0) = \Pi_2(0, 1)$, $\Pi_1(1, 0) = \Pi_2(0, 1)$, $\Pi_1(1, 1) = \Pi_2(1, 1)$. Substituting $y = 1$ in (4.2) and taking the derivative with respect to x at point $x = 1$ yields,

$$\mathbf{L}_1 := \Pi_1(1, 1) = \left(\frac{\bar{s}^2 \alpha \bar{\alpha} - \bar{s} \alpha - s l^+}{s l^- + \bar{s}^2 \alpha \bar{\alpha}} \right) \Pi_1(1, 0) + W_1 \Pi(1, 0) + W_0 \Pi(0, 0), \quad (5.7)$$

where

$$W_1 = \frac{\lambda(2\bar{s}^2 \alpha \bar{\alpha} - \bar{s} \alpha - s l^-) + s l^+ (\bar{s}^2 \alpha \bar{\alpha} + s l^- - \bar{s}(s + \bar{s} \alpha))}{(s l^- + \bar{s}^2 \alpha \bar{\alpha})^2},$$

$$W_0 = \frac{\lambda(\bar{s} \alpha - \bar{s}^2 \alpha \bar{\alpha}) - s l^+ (s l^- + \bar{s}^2 \alpha \bar{\alpha}) - \bar{s}(s + \bar{s} \alpha)}{(s l^- + \bar{s}^2 \alpha \bar{\alpha})^2}.$$

In view of (5.7) we realize that we only need to obtain $\Pi_1(1, 0)$. Note that the derivation of $\Pi(x, 0)$ in terms of a solution of the non-homogeneous Riemann boundary value problem is based on the properties of the conformal mappings $x : \mathcal{C}^+ \rightarrow \mathcal{S}_1^+$ and $y : \mathcal{C}^- \rightarrow \mathcal{S}_2^+$ derived in (5.2). Indeed, the properties of the conformal mappings imply that the inverse of these mappings do exist. Let $z = w_1(x)$, $z = w_2(y)$ the inverse mappings of $x(\cdot)$ and $y(\cdot)$ respectively. Then, the first in (5.5) yields

$$\Pi(x, 0) = \Pi(0, 0) \times \left[1 + \begin{cases} e^{\Gamma(w_1(x))} [\Psi(w_1(x)) + c_1 w_1(x) + c_0], & x \in \mathcal{S}_1^+, \\ e^{\Gamma^+(w_1(x))} [\Psi^+(w_1(x)) + c_1 w_1(x) + c_0], & x \in \mathcal{S}_1, \end{cases} \right],$$

When $x = 1 \in \mathcal{S}_1^2$,

$$\begin{aligned} \Pi_1(1, 0) &= \Pi(0, 0) \lim_{x \in \mathcal{S}_1^+, x \rightarrow 1} \frac{d}{dx} \{ e^{\Gamma(w_1(x))} [\Psi(w_1(x)) + c_1 w_1(x) + c_0] \} \\ &= \Pi(0, 0) \lim_{x \in \mathcal{S}_1^+, x \rightarrow 1} \left\{ w_1^{(1)}(x) e^{\Gamma(w_1(x))} ([\Psi(w_1(x)) + w_1(x) c_1 + c_0] \right. \\ &\quad \left. \times \frac{1}{2\pi i} \int_{\tau \in \mathcal{S}_1} \frac{\log G(\tau) d\tau}{(\tau - w_1(x))^2} + \frac{1}{2\pi i} \int_{\tau \in \mathcal{S}_1} e^{-\Gamma_1^{(+)}(\tau)} \frac{\log S(\tau) d\tau}{(\tau - w_1(x))^2} + 1 \right\}, \end{aligned} \quad (5.8)$$

where $w_1^{(1)}(x)$ is the first derivative of $w_1(x)$ with respect to x . Note also that the expressions in (5.2) contain the function $\lambda(z)$, $z \in \mathcal{C}$, which in turn, corresponds to the solution of the integral equation (5.3). Clearly, (5.3) can be solved only numerically, whereas the determination of the inverse conformal mappings can also be done numerically. Several techniques, such as trapezoidal rule, and standard iteration procedures has shown rapid convergence based on the values of the parameters. For a detailed treatment of how we treat numerically (5.2), (5.3), (5.8) see [3], Ch. IV.2.

Therefore, although the theory of boundary value problems provides a robust mathematical background to obtain expressions for the pgf of the stationary joint queue length distribution at user buffers, it is not an easy task to obtain numerical results; see [3], part IV. In the next section we provide an efficient approach to derive basic performance metrics without calling for the advanced concepts of theory of boundary value problems.

²If $x = 1 \in \mathcal{S}_1^-$, then we need to obtain analytic continuation of the function in the right hand side of (5.5) following the lines in [83]. Note that such a case would result in further numerical difficulties.

6 The Symmetrical System: Mean-value Analysis

In the following, we show how we can obtain explicit bounds for the average queueing delay, without calling for the advanced concepts of the theory of boundary value problems. Recall that symmetry implies that $\Pi(1, 0) = \Pi_2(0, 1)$, $\Pi_1(1, 0) = \Pi_2(0, 1)$, $\Pi_1(1, 1) = \Pi_2(1, 1)$.

Setting in (4.2) $y = 1$, differentiating with respect to x , and letting $x \rightarrow 1$, we obtain after some algebra

$$\Pi_1(1, 1) = \frac{\lambda\bar{\lambda} + sl^+ \frac{\lambda+sl^+}{s+\bar{s}^2\alpha\bar{\alpha}} + \Pi_1(1, 0)[\bar{s}^2\alpha\bar{\alpha} - \bar{s}\alpha - sl^+]}{s + \bar{s}^2\alpha\bar{\alpha} - \lambda - sl^+}. \quad (6.1)$$

To derive (6.1) we used (5.6), and the balance condition³

$$sl^+ \frac{\lambda + sl^+}{s + \bar{s}^2\alpha\bar{\alpha}} = s\bar{s}l^+[1 - \Pi(1, 0) - \Pi(0, 1) + \Pi(0, 0)] + sl^+[\Pi(1, 0) - \Pi(0, 0)]. \quad (6.2)$$

Denote $\mathbf{L} = \Pi_1(1, 1) = \Pi_2(1, 1)$. Setting $x = y$ in (4.2), differentiating it with respect to x at $x = 1$ we obtain after lengthy calculations

$$\mathbf{L} = \frac{4\lambda[1-sl^- - \bar{s}^2\alpha\bar{\alpha}] + \lambda^2 - 2sl^- - 2\bar{s}^2\alpha\bar{\alpha} + (4\lambda+2)(s+\bar{s}^2\alpha\bar{\alpha}-\lambda-sl^+) + 2\Pi_1(1,0)[2\bar{s}^2\alpha\bar{\alpha}-\bar{s}\alpha+sl^-] + (sl^-)^2 P(N_1>0, N_2>0)}{4[s+\bar{s}^2\alpha\bar{\alpha}-\lambda-sl^+]}. \quad (6.3)$$

Using (6.2), (6.3), and that fact that $0 \leq P(N_1 > 0, N_2 > 0) \leq 1$ we obtain bounds for the expected queue length at the user buffers. The following theorem summarizes the main result of this section.

Theorem 6.1. *The following expressions are explicit bounds for the expected queue length at the users' buffers*

$$\mathbf{L}_{up} = \mathbf{L}_{low} + \frac{(sl^-)^2[sl^+ + \bar{s}\alpha - \bar{s}^2\alpha\bar{\alpha}]}{2(s + \bar{s}\alpha + sl^+)(s + \bar{s}^2\alpha\bar{\alpha} - \lambda - sl^+)}, \quad \mathbf{L}_{low} = \mathbf{S}, \quad (6.4)$$

where,

$$\mathbf{S} = \frac{sl^+ + \bar{s}\alpha - \bar{s}^2\alpha\bar{\alpha}}{2(s + \bar{s}\alpha + sl^+)(s + \bar{s}^2\alpha\bar{\alpha} - \lambda - sl^+)} \left\{ 4\lambda[1 - sl^- - \bar{s}^2\alpha\bar{\alpha}] + \lambda^2 - 2sl^- - 2\bar{s}^2\alpha\bar{\alpha} \right. \\ \left. + (4\lambda + 2)(s + \bar{s}^2\alpha\bar{\alpha} - \lambda - sl^+) - \frac{2[2\bar{s}^2\alpha\bar{\alpha} - \bar{s}\alpha + sl^-](\lambda\bar{\lambda} + sl^+ \frac{\lambda+sl^+}{s+\bar{s}^2\alpha\bar{\alpha}})}{\bar{s}^2\alpha\bar{\alpha} - sl^+ - \bar{s}\alpha} \right\}.$$

Remark 3. *Note that when $s = 0$ (i.e., classical slotted ALOHA network) and/or $l^- = 0$ (i.e., only triggering signals are allowed), $\mathbf{L}_{up} = \mathbf{L}_{low}$.*

7 Numerical Results

In this section we evaluate numerically the theoretical results obtained in the previous sections. We consider the case where the users have the same link characteristics and transmission probabilities to facilitate exposition clarity.

³Note that (6.2) is a conservation of flow relation and equates in steady state the flow of packets into and out of a queue due to the presence of triggering signals.

7.1 Stable throughput region and stability region

Here we present the numerical results regarding the stability conditions and the stable throughput region as presented in Section 3. As we mentioned in that section, the stable throughput region is a subset of the stability region. In Figure 1, we present the closure of the stability region and the stable throughput region for the external arrival probabilities for the following three cases for $s_1 = s_2 = 0.1, 0.2, 0.4$. We consider two cases regarding the probabilities $l_i^+ = 0.2, 0.4$. By closure, we mean over all the possible transmission probabilities $\alpha_i, i = 1, 2$.

As s_i increases, the stability region is becoming slightly broader, this is expected since less packets are transmitted thus we have fewer collisions. In addition, the stable throughput region is becoming smaller, since the achievable throughput is less, we observe a steep drop in the medium values of the external arrivals, this is because in the expression of an empty queue that we utilized in the dominant systems, the denominator is based on the probability of a packet departure from the queue m_i (including the packet drops that are excluded from the throughput), instead of the probability of service, μ_i .

We observe that for the same value of s_i , with the increase of l_i^+ , both regions become smaller, due to internal packet movement which allow for less external traffic arrivals in order to sustain the stability of the system. However, for the stable throughput region, we observe that for the low arrival rate for the one user and the high arrival rate for the other user we got less achievable stable throughout, however, in the medium ones we can achieve a larger region. This is expected due to the smaller value of l_i^- which causes the drops of the packets from the system.

7.2 Performance analysis

In the following, we focus on how the system parameters affect the expected number of packets.

Figure 2 shows the way l^+ affects the bounds $\mathbf{L}_{low}, \mathbf{L}_{up}$, by letting the transmission probability α taking values in $[0.3, 0.6]$, and assuming $s = 0.2, \lambda = 0.1$. Clearly, letting s to be small the bounds become tighter, especially when l^+ increases too. Thus, by enhancing load balancing we can achieve tighter bounds. Moreover, it is easily realized that the increase in transmission probability will decrease the expected number of buffering packets.

In Figure 3 we observe the way $\mathbf{L}_{low}, \mathbf{L}_{up}$ are affected for increased values of l^+ . By increasing l^+ we enhance load balancing. In particular, we can see that as s takes small values, the more we increase l^+ , the better the system behaves, since we can see the decrease on the expected number of buffering packets.

Figure 4 shows that the increase in λ will definitely increase the expected number of buffering packets, but our results shows that in such a case, if s takes large values, the bounds become tighter. This means that the increase in packet arrivals can be balanced by the increase in signal generation, and especially when the probability of a deleting signal (i.e., $l^- = 0.9$) is large.

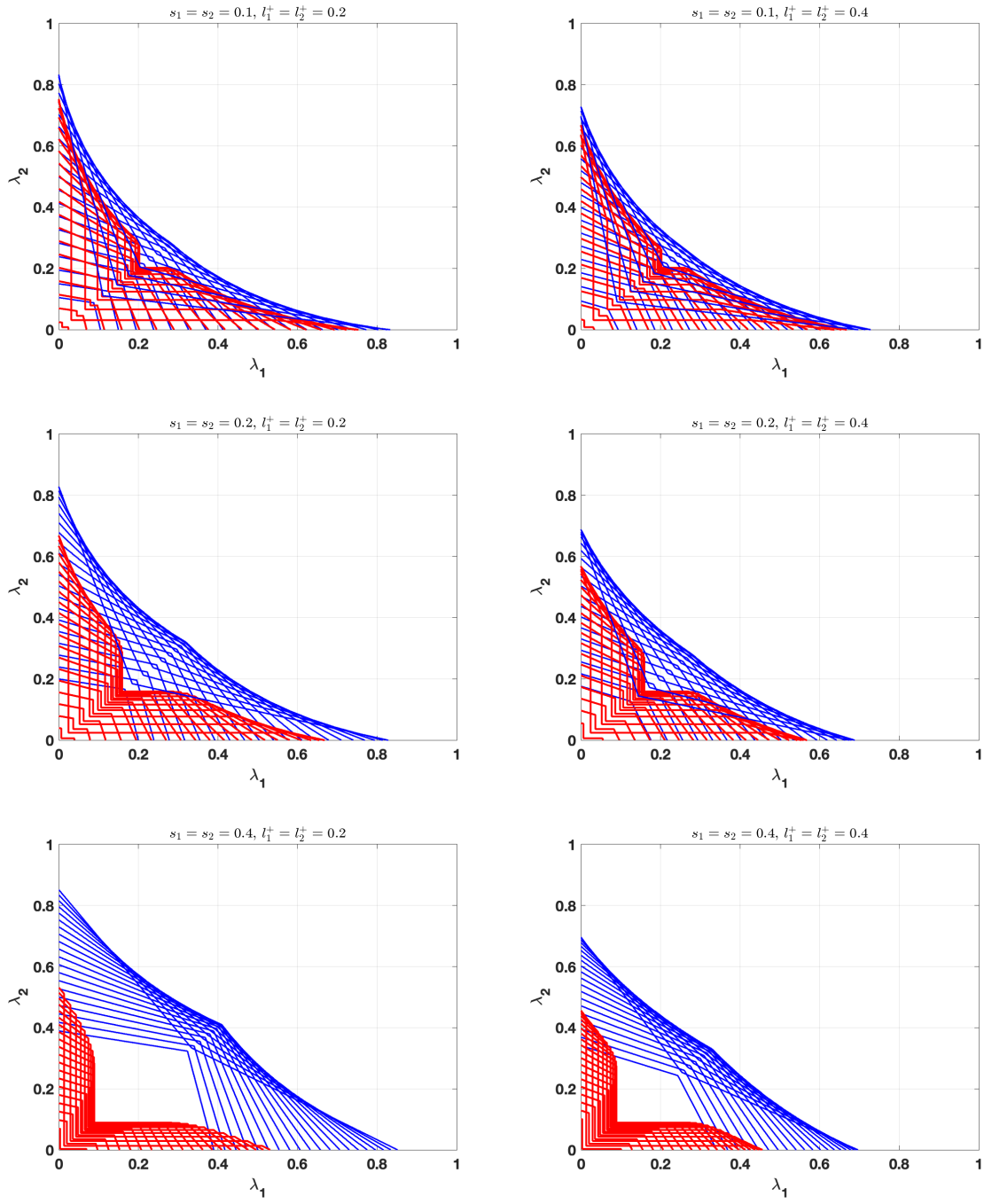


Figure 1: The closure of the stability region and the stable throughput region. The blue lines are for the stability region and the red ones for the stable throughput region.

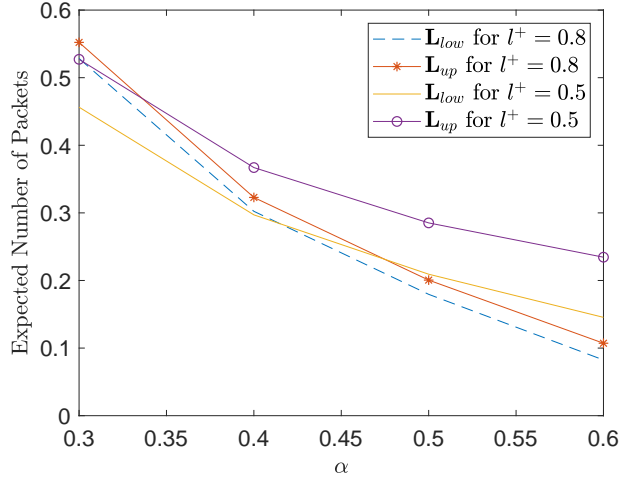


Figure 2: Effect of l^+ on the bounds of the expected number of packets for $s = 0.2$, $\lambda = 0.1$.

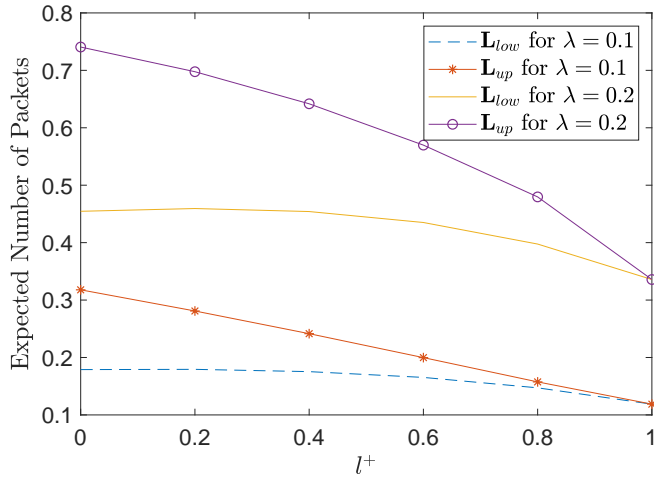


Figure 3: Effect of λ on the bounds of the expected number of packets for $\alpha = 0.6$, $s = 0.1$.

7.2.1 A comparative study

In the following, we focus on the impact of signals on the system performance by providing a comparative study between the RAGN and the standard RAN without signals (i.e., $s = 0$). For this reason we avoid considering the case of negative signals, and assuming only triggering signals, i.e., $l^+ = 1$. Our aim is to see when load balancing improves the system performance.

Figure 5 shows that RAG network with only triggering signals is superior with respect to the standard ALOHA. In particular, by assuming the the RAG network with only triggering signals (i.e., considering load balancing) with $s = 0.1$ (and $l^+ = 1$), we succeeded better performance than the standard ALOHA network (i.e., $s = 0$). Clearly, the network performance can be improved further when assuming deleting signals. Thus, the effect of triggering signals will result in better performance and will improve the quality of service in a multiple access network.

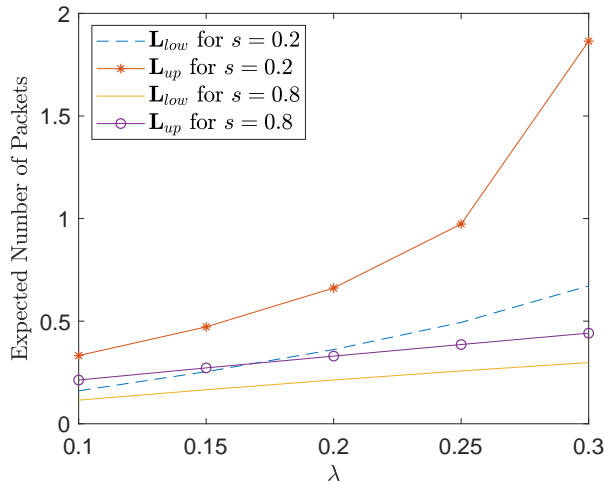


Figure 4: Effect of s on the bounds of the expected number of packets for $\alpha = 0.6$, $l^+ = 0.1$.

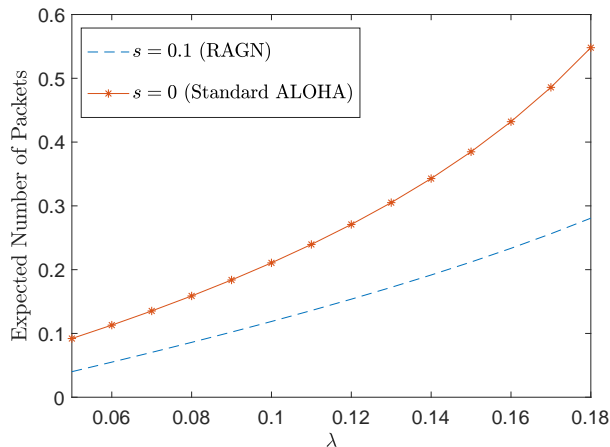


Figure 5: Comparison of RAGN and standard ALOHA network for $\alpha = 0.6$.

8 Conclusions and Future Directions

In this paper we introduced for the first time in the related literature the concept of signals in random access networks, by introducing the so-called Random Access G-Network. We considered both negative signals that delete a packet from a user's queue, and triggering signals that cause the instantaneous transfer of packets among user queues. For this interacting network of queues, we obtained both the stability (SR) and the stable throughput (STR) regions using the stochastic dominance approach. We shown that STR is a subset of SR, a result that has not been reported in the related literature.

Moreover, we provided a compact mathematical analysis and obtain expressions for the pgf of the stationary joint queue length distribution at user queues with the aid of the theory of Riemann boundary value problems. A computationally efficient way to obtain exact bounds for the expected queue length was also given without calling for the advanced concepts of boundary

value problems. Numerical results were also obtained and shown useful insights.

Future extensions of this work include the consideration of more realistic models for the wireless channels such as the erasure and the multi packet reception channel. In addition, security in Internet-of-Things networks can be studied with the consideration of G-networks. Network-level cooperative networks is another interesting direction to be considered.

Acknowledgements

This work was supported in part by ELLIIT and the Center for Industrial Information Technology (CENIIT).

Appendices

A An alternative way to derive stability condition

In the following we derive the stability condition based on Theorem 6.1 in [77], pp. 95-96. We start with some necessary notation. Define $\mu_k = \frac{d}{dx}\phi_k(x, 1)|_{x=1}$, $\nu_k = \frac{d}{dy}\phi_k(1, y)|_{y=1}$, $k = 1, 2, 3$. Then, it is readily seen that

$$\begin{aligned}\mu_3 &= \lambda_1 + s_2 l_2^+ + 1 - (s_1 + \bar{s}_1 \bar{s}_2 \alpha_1 \bar{\alpha}_2), \\ \nu_3 &= \lambda_2 + s_1 l_1^+ + 1 - (s_2 + \bar{s}_1 \bar{s}_2 \alpha_2 \bar{\alpha}_1), \\ \mu_1 &= \lambda_1 + \bar{s}_1 \bar{\alpha}_1, \\ \nu_1 &= \lambda_2 + s_1 l_1^+, \\ \mu_2 &= \lambda_1 + s_2 l_2^+, \\ \nu_2 &= \lambda_2 + \bar{s}_2 \bar{\alpha}_2.\end{aligned}$$

Denote also $r_1 = \mu_1 - 1 + \nu_1 \frac{1-\mu_3}{1-\nu_3}$, $r_2 = \nu_2 - 1 + \mu_2 \frac{1-\nu_3}{1-\mu_3}$. We will state only the most interesting part of the ergodicity theorem. For a complete discussion see [77]. Since under condition $\mu_3 > 1$, $\nu_3 > 1$, the system is unstable (see lemma 6.1, p. 94 in [77]), we assume hereon that

$$\mu_3 < 1 \Leftrightarrow \lambda_1 + s_2 l_2^+ < (s_1 + \bar{s}_1 \bar{s}_2 \alpha_1 \bar{\alpha}_2).$$

Then, following Theorem 6.1, pp. 95-96 in [77] we have the following result:

Theorem A.1. 1. If $\nu_3 < 1 \Leftrightarrow \lambda_2 + s_1 l_1^+ < (s_2 + \bar{s}_1 \bar{s}_2 \alpha_2 \bar{\alpha}_1)$, then, \mathbf{Q}_n is

(a) positive recurrent iff $r_1 < 0$, $r_2 < 0$, or equivalently

$$\begin{aligned}\lambda_1 + s_2 l_2^+ \frac{\lambda_2 + s_1 l_1^+}{s_2 + \bar{s}_1 \bar{s}_2 \alpha_2 \bar{\alpha}_1} &< (s_1 + \bar{s}_1 \alpha_1) \left(1 - \frac{\lambda_2 + s_1 l_1^+}{s_2 + \bar{s}_1 \bar{s}_2 \alpha_2 \bar{\alpha}_1}\right) + \frac{\lambda_2 + s_1 l_1^+}{s_2 + \bar{s}_1 \bar{s}_2 \alpha_2 \bar{\alpha}_1} (s_1 + \bar{s}_1 \bar{s}_2 \alpha_1 \bar{\alpha}_2), \\ \lambda_2 + s_1 l_1^+ \frac{\lambda_1 + s_2 l_2^+}{s_1 + \bar{s}_1 \bar{s}_2 \alpha_1 \bar{\alpha}_2} &< (s_2 + \bar{s}_2 \alpha_2) \left(1 - \frac{\lambda_1 + s_2 l_2^+}{s_1 + \bar{s}_1 \bar{s}_2 \alpha_1 \bar{\alpha}_2}\right) + \frac{\lambda_1 + s_2 l_2^+}{s_1 + \bar{s}_1 \bar{s}_2 \alpha_1 \bar{\alpha}_2} (s_2 + \bar{s}_1 \bar{s}_2 \alpha_2 \bar{\alpha}_1).\end{aligned}\tag{A.1}$$

(b) null-recurrent iff $r_1 \leq 0$, $r_1 = 0 = r_2$, $r_2 \leq 0$.

- (c) transient iff $r_1 > 0$ or $r_2 > 0$.
2. If $\nu_3 \geq 1 \Leftrightarrow \lambda_2 + s_1 l_1^+ \geq (s_2 + \bar{s}_1 \bar{s}_2 \alpha_2 \bar{\alpha}_1)$, then, \mathbf{Q}_n is
- (a) positive recurrent iff $r_2 < 0$, or equivalently

$$\lambda_2 + s_1 l_1^+ \frac{\lambda_1 + s_2 l_2^+}{s_1 + \bar{s}_1 \bar{s}_2 \alpha_1 \bar{\alpha}_2} < (s_2 + \bar{s}_2 \alpha_2) \left(1 - \frac{\lambda_1 + s_2 l_2^+}{s_1 + \bar{s}_1 \bar{s}_2 \alpha_1 \bar{\alpha}_2}\right) + \frac{\lambda_1 + s_2 l_2^+}{s_1 + \bar{s}_1 \bar{s}_2 \alpha_1 \bar{\alpha}_2} (s_2 + \bar{s}_1 \bar{s}_2 \alpha_2 \bar{\alpha}_1).$$

- (b) null-recurrent iff $r_2 = 0$.
- (c) transient iff $r_2 > 0$.

References

- [1] G. Fayolle and R. Iasnogorodski, “Two coupled processors: The reduction to a riemann-hilbert problem,” *Zeitschrift für Wahrscheinlichkeitstheorie und Verwandte Gebiete*, vol. 47, no. 3, pp. 325–351, 1979.
- [2] G. Fayolle, R. Iasnogorodski, and V. Malyshev, *Random walks in the quarter-plane: Algebraic methods, boundary value problems, applications to queueing systems and analytic combinatorics*. Springer-Verlag, Berlin, 2017.
- [3] J. Cohen and O. Boxma, *Boundary value problems in queueing systems analysis*. Amsterdam, Netherlands: North Holland Publishing Company, 1983.
- [4] P. Nain, “Analysis of a two-node aloha-network with infinite capacity buffers,” in *Int. Seminar on Computer Networking and Performance Evaluation*, pp. 49–63, September 1985.
- [5] W. Szpankowski, “Stability conditions for some distributed systems: buffered random access systems,” *Advances in Applied Probability*, vol. 26, no. 2, pp. 498–515, 1994.
- [6] N. Pappas, M. Kountouris, J. Jeon, A. Ephremides, and A. Traganitis, “Effect of energy harvesting on stable throughput in cooperative relay systems,” *Journal of Communications and Networks*, vol. 18, pp. 261–269, April 2016.
- [7] I. Dimitriou and N. Pappas, “Stable throughput and delay analysis of a random access network with queue-aware transmission,” *IEEE Transactions on Wireless Communications*, vol. 17, pp. 3170–3184, May 2018.
- [8] I. Dimitriou and N. Pappas, *Stability and Delay Analysis of an Adaptive Channel-Aware Random Access Wireless Network*, pp. 63–80. Cham: Springer International Publishing, 2017.
- [9] I. Dimitriou and N. Pappas, “Performance analysis of a cooperative wireless network with adaptive relays,” *Ad Hoc Networks*, vol. 87, pp. 157 – 173, 2019.

- [10] F. Guillemin and D. Pinchon, "Analysis of generalized processor-sharing systems with two classes of customers and exponential services," *J. Appl. Probab.*, vol. 41, pp. 832–858, 09 2004.
- [11] I. Dimitriou, "A two class retrial system with coupled orbit queues," *Prob. Engin. Infor. Sc.*, vol. 31, no. 2, pp. 139–179, 2017.
- [12] I. Dimitriou, "A queueing system for modeling cooperative wireless networks with coupled relay nodes and synchronized packet arrivals," *Performance Evaluation*, vol. 114, pp. 16–31, 2017.
- [13] S. Borst, M. Jonckheere, and Leskela, "Stability of parallel queueing systems with coupled service rates," *Discrete Event Dynamic Systems*, vol. 18, no. 4, pp. 447–472, 2008.
- [14] E. Gelenbe, "Product-form queueing networks with negative and positive customers," *Journal of applied probability*, vol. 28, no. 3, pp. 656–663, 1991.
- [15] E. Gelenbe, "G-networks by triggered customer movement," *Journal of applied probability*, vol. 30, no. 3, pp. 742–748, 1993.
- [16] E. Gelenbe, "Random neural networks with negative and positive signals and product form solution," *Neural Comput.*, vol. 1, pp. 502–510, Dec. 1989.
- [17] E. Gelenbe and R. Schassberger, "Stability of product form g-networks," *Probability in the Engineering and Informational Sciences*, vol. 6, no. 3, pp. 271–276, 1992.
- [18] E. Gelenbe, "G-networks with signals and batch removal," *Probability in the Engineering and Informational Sciences*, vol. 7, no. 3, pp. 335–342, 1993.
- [19] J.-M. Fourneau and E. Gelenbe, "G-networks with adders," *Future Internet*, vol. 9, no. 3, p. 34, 2017.
- [20] E. Gelenbe and A. Labeled, "G-networks with multiple classes of signals and positive customers," *European Journal of Operational Research*, vol. 108, no. 2, pp. 293–305, 1998.
- [21] J.-M. Fourneau and Y. Ait El Majhoub, "Processor sharing g-queues with inert customers and catastrophes: A model for server aging and rejuvenation," *Probability in the Engineering and Informational Sciences*, vol. 31, no. 4, p. 420435, 2017.
- [22] W. Henderson, B. S. Northcote, and P. G. Taylor, "State-dependent signalling in queueing networks," *Advances in Applied Probability*, vol. 26, no. 2, p. 436455, 1994.
- [23] X. Chao and M. Pinedo, "On generalized networks of queues with positive and negative arrivals," *Probability in the Engineering and Informational Sciences*, vol. 7, no. 3, p. 301334, 1993.
- [24] A. Gómez-Corral, "On a tandem g-network with blocking," *Advances in Applied Probability*, vol. 34, no. 3, p. 626661, 2002.

- [25] P. G. Harrison and E. Pitel, "Response time distributions in tandem g-networks," *Journal of Applied Probability*, vol. 32, no. 1, p. 224246, 1995.
- [26] R. J. Boucherie and O. J. Boxma, "The workload in the m/g/1 queue with work removal," *Probability in the Engineering and Informational Sciences*, vol. 10, no. 2, p. 261277, 1996.
- [27] G. Jain and K. Sigman, "Generalizing the pollaczek-khintchine formula to account for arbitrary work removal," *Probability in the Engineering and Informational Sciences*, vol. 10, no. 4, p. 519531, 1996.
- [28] J. R. Artalejo and A. Gomez-Corral, "On a single server queue with negative arrivals and request repeated," *Journal of Applied Probability*, vol. 36, no. 3, p. 907918, 1999.
- [29] J. Artalejo and A. Gomez-Corral, "Analysis of a stochasticclearing system with repeated attempts," *Communications in Statistics. Stochastic Models*, vol. 14, no. 3, pp. 623–645, 1998.
- [30] E. Gelenbe, "G-networks: a unifying model for neural and queueing networks," *Annals of Operations Research*, vol. 48, pp. 433–461, Oct 1994.
- [31] T. V. Do, "An initiative for a classified bibliography on g-networks," *Performance Evaluation*, vol. 68, no. 4, pp. 385 – 394, 2011. G-Networks and their Applications.
- [32] M. U. Caglayan, "G-networks and their applications to machine learning, energy packet networks and routing: Introduction to the special issue," *Probability in the Engineering and Informational Sciences*, vol. 31, no. 4, p. 381395, 2017.
- [33] E. Gelenbe and C. Morfopoulou, "A framework for energy-aware routing in packet networks," *The Computer Journal*, vol. 54, no. 6, p. 850?859, 2010.
- [34] E. Gelenbe, "Steady-state solution of probabilistic gene regulatory networks.," *Physical review. E, Statistical, nonlinear, and soft matter physics*, vol. 76 3 Pt 1, p. 031903, 2007.
- [35] H. Kim and E. Gelenbe, "Stochastic gene expression modeling with hill function for switch-like gene responses," *IEEE/ACM Trans. Comput. Biology Bioinform.*, vol. 9, no. 4, pp. 973–979, 2012.
- [36] E. Gelenbe, "Energy packet networks: Adaptive energy management for the cloud," in *CloudCP '12 Proceedings of the 2nd International Workshop on Cloud Computing Platforms*, p. 1, ACM, 2012.
- [37] E. Gelenbe and A. Marin, "Interconnected wireless sensors with energy harvesting," in *Analytical and Stochastic Modelling Techniques and Applications - 22nd International Conference, ASMTA 2015, Albena, Bulgaria, May 26-29, 2015. Proceedings*, pp. 87–99, 2015.

- [38] J. Fourneau, A. Marin, and S. Balsamo, "Modeling energy packets networks in the presence of failures," in *24th IEEE International Symposium on Modeling, Analysis and Simulation of Computer and Telecommunication Systems, MASCOTS 2016, London, United Kingdom, September 19-21, 2016*, pp. 144–153, 2016.
- [39] E. Gelenbe and E. T. Ceran, "Energy packet networks with energy harvesting," *IEEE Access*, vol. 4, p. 1321?1331, 2016.
- [40] I. Dimitriou, S. Alouf, and A. Jean-Marie, "A markovian queueing system for modeling a smart green base station," in *Computer Performance Engineering* (M. Beltrán, W. Knottenbelt, and J. Bradley, eds.), (Cham), pp. 3–18, Springer International Publishing, 2015.
- [41] Y. Zhang, "Optimal energy distribution with energy packet networks," *Probability in the Engineering and Informational Sciences*, pp. 1–17, 2019.
- [42] E. Gelenbe and O. H. Abdelrahman, "An energy packet network model for mobile networks with energy harvesting," *Nonlinear Theory and Its Applications, IEICE*, vol. 9, no. 3, p. 1?15, 2018.
- [43] Y. M. Kadioglu, "Finite capacity energy packet networks," *Probability in the Engineering and Informational Sciences*, vol. 31, no. 4, p. 477504, 2017.
- [44] Y. M. Kadioglu and E. Gelenbe, "Product form solution for cascade networks with intermittent energy," *IEEE Systems Journal*, *accepted for publication*, 2018.
- [45] O. H. Abdelrahman, "A markov-modulated diffusion model for energy harvesting sensor nodes," *Probability in the Engineering and Informational Sciences*, vol. 31, no. 4, p. 505515, 2017.
- [46] Y. Yin, "Optimum energy for energy packet networks," *Probability in the Engineering and Informational Sciences*, vol. 31, no. 4, p. 516539, 2017.
- [47] E. Gelenbe, Z. Mao, and Y. Li, "Function approximation with spiked random networks," *IEEE Trans. Neural Networks*, vol. 10, no. 1, pp. 3–9, 1999.
- [48] E. Gelenbe, "Learning in the recurrent random neural network," in *Neural Networks* (E. GELENBE, ed.), pp. 1 – 12, Amsterdam: North-Holland, 1992.
- [49] Y. Yin and E. Gelenbe, "Single-cell based random neural network for deep learning," in *Neural Networks (IJCNN), 2017 International Joint Conference on*, pp. 86–93, IEEE, 2017.
- [50] E. Gelenbe and C. Cramer, "Oscillatory corticothalamic response to somatosensory input," *Biosystems*, vol. 48, no. 1-3, pp. 67–75, 1998.
- [51] E. Gelenbe, Y. Feng, and K. R. R. Krishnan, "Neural network methods for volumetric magnetic resonance imaging of the human brain," *Proceedings of the IEEE*, vol. 84, no. 10, pp. 1488–1496, 1996.

- [52] C. Cramer and E. Gelenbe, “Video quality and traffic qos in learning-based subsampled and receiver-interpolated video sequences,” *IEEE Journal on Selected Areas in Communications*, vol. 18, no. 2, pp. 150–167, 2000.
- [53] I. Grenet, Y. Yin, J.-P. Comet, and E. Gelenbe, “Machine learning to predict toxicity of compounds,” in *27th Annual International Conference on Artificial Neural Networks, ICANN18, accepted for publication*, Springer Verlag, 2018.
- [54] E. Gelenbe, “Steps toward self-aware networks,” *Communications of the ACM*, vol. 52, no. 7, pp. 66–75, 2009.
- [55] O. Brun, L. Wang, and E. Gelenbe, “Big data for autonomic intercontinental overlays,” *IEEE Journal on Selected Areas in Communications*, vol. 34, no. 3, pp. 575–583, 2016.
- [56] F. François and E. Gelenbe, “Towards a cognitive routing engine for software defined networks,” in *ICC 2016*, pp. 1–6, IEEE, 2016.
- [57] L. Wang and E. Gelenbe, “Adaptive dispatching of tasks in the cloud,” *IEEE Transactions on Cloud Computing*, vol. 6, no. 1, pp. 33–45, 2018.
- [58] O. Brun, Y. Yin, E. Gelenbe, Y. M. Kadioglu, J. Augusto-Gonzalez, and M. Ramos, “Deep learning with dense random neural networks for detecting attacks against iot-connected home environments,” in *Security in Computer and Information Sciences: First International ISCIS Security Workshop 2018, Euro-CYBERSEC 2018, London, UK, February 26-27, 2018*, Lecture Notes CCIS No. 821, Springer Verlag, 2018.
- [59] N. Abramson, “THE ALOHA SYSTEM: Another alternative for computer communications,” in *Proc., Fall Joint Computer Conference, AFIPS, (NY, USA)*, pp. 281–285, ACM, 1970.
- [60] A. Laya, L. Alonso, and J. Alonso-Zarate, “Is the random access channel of LTE and LTE-A suitable for M2M communications? a survey of alternatives,” *IEEE Commun. Surveys Tutorials*, vol. 16, no. 1, pp. 4–16, 2014.
- [61] A. Osseiran, F. Boccardi, V. Braun, K. Kusume, P. Marsch, M. Maternia, O. Queseth, M. Schellmann, H. Schotten, H. Taoka, H. Tullberg, M. A. Uusitalo, B. Timus, and M. Fallgren, “Scenarios for 5G mobile and wireless communications: the vision of the METIS project,” vol. 52, pp. 26–35, May 2014.
- [62] A. Ephremides and B. Hajek, “Information theory and communication networks: an un-consummated union,” vol. 44, pp. 2416–2434, Oct. 1998.
- [63] L. Tong, V. Naware, and P. Venkatasubramaniam, “Signal processing in random access,” *IEEE Sig. Proc. Mag.*, vol. 21, pp. 29–39, Sep. 2004.
- [64] R. Rao and A. Ephremides, “On the stability of interacting queues in a multiple-access system,” *IEEE Transactions on Information Theory*, vol. 34, no. 5, pp. 918–930, 1988.

- [65] B. S. Tsybakov and V. A. Mikhailov, “Ergodicity of a slotted ALOHA system,” *Problemy Peredachi Informatsii*, vol. 15, p. 7387, 1979.
- [66] W. Luo and A. Ephremides, “Stability of N interacting queues in random-access systems,” vol. 45, pp. 1579–1587, July 1999.
- [67] V. Naware, G. Mergen, and L. Tong, “Stability and delay of finite-user slotted ALOHA with multipacket reception,” vol. 51, pp. 2636–2656, July 2005.
- [68] W. Szpankowski, “Bounds for queue lengths in a contention packet broadcast system,” *IEEE Transactions on Communications*, vol. 34, no. 11, pp. 1132–1140, 1986.
- [69] A. B. Behroozi-Toosi and R. R. Rao, “Delay upper bounds for a finite user random-access system with bursty arrivals,” vol. 40, pp. 591–596, Mar. 1992.
- [70] L. Georgiadis, L. Merakos, and P. Papantoni-Kazakos, “A method for the delay analysis of random multiple-access algorithms whose delay process is regenerative,” vol. 5, pp. 1051–1062, Jul. 1987.
- [71] Z. Chen, N. Pappas, M. Kountouris, and V. Angelakis, “Throughput analysis of smart objects with delay constraints,” in *IEEE 17th International Symposium on A World of Wireless, Mobile and Multimedia Networks (WoWMoM)*, pp. 1–6, June 2016.
- [72] Z. Chen, N. Pappas, and M. Kountouris, “Energy harvesting in delay-aware cognitive shared access networks,” in *IEEE International Conference on Communications Workshops (ICC Workshops)*, pp. 168–173, May 2017.
- [73] N. Pappas, I. Dimitriou, and Z. Chen, “Network-level cooperation in random access iot networks with aggregators,” in *2018 30th International Teletraffic Congress (ITC 30)*, vol. 01, pp. 245–253, Sep. 2018.
- [74] Z. Chen, N. Pappas, M. Kountouris, and V. Angelakis, “Throughput with delay constraints in a shared access network with priorities,” *IEEE Transactions on Wireless Communications*, vol. 17, pp. 5885–5899, Sep. 2018.
- [75] N. Pappas, M. Kountouris, A. Ephremides, and A. Traganitis, “Relay-assisted multiple access with full-duplex multi-packet reception,” *IEEE Transactions on Wireless Communications*, vol. 14, pp. 3544–3558, July 2015.
- [76] G. Fayolle, V. A. Malyshev, M. V. Menshikov, *et al.*, *Topics in the constructive theory of countable Markov chains*. Cambridge university press, 1995.
- [77] J. W. Cohen, *Analysis of random walks*. IOS Press (Amsterdam), 1992.
- [78] F. Gakhov, *Boundary value problems*. Pergamon Press, Oxford, 1966.
- [79] W. Szpankowski, “Stability conditions for multidimensional queueing systems with computer applications,” *Operations Research*, vol. 36, no. 6, pp. 944–957, 1988.

- [80] R. Loynes, “The stability of a queue with non-independent inter-arrival and service times,” *Math. Proc. Camb. Philos. Soc.*, vol. 58, pp. 497–520, 1962.
- [81] J. Cohen, “Boundary value problems in queueing theory,” *Queueing Syst.*, vol. 3, pp. 97–128, 1988.
- [82] Z. Nehari, *Conformal mapping*. New York: McGraw-Hill, 1952.
- [83] H. Nauta, *Ergodicity conditions for a class of two-dimensional queueing problems*. Math. Inst., Univ. of Utrecht: PhD thesis, 1989.