

Observation of Intrinsic Low Temperature Magneto-Mechanic Effects in Crystalline Resonant Phonon Cavities due to Ordered Ferromagnetic Phase

Maxim Goryachev,^{1, a)} Serge Galliou,² and Michael E. Tobar¹

¹⁾ARC Centre of Excellence for Engineered Quantum Systems, University of Western Australia, 35 Stirling Highway, Crawley WA 6009, Australia

²⁾Department of Time and Frequency, FEMTO-ST Institute, ENSMM, 26 Chemin de l'Épitaphe, 25000, Besançon, France

(Dated: 13 October 2022)

We observe intrinsic magnetic effects in ultra-high quality factor crystalline quartz Bulk Acoustic Wave resonators at milli-Kelvin temperature. The study reveals existence of hysteresis loops, jumps and memory effects of acoustical resonance frequencies. These loops arise as a response to the external magnetic field and span over few Hertz range for modes with linewidths less than 100mHz. The effects are broadband but get stronger towards higher frequencies where both nonlinear effects and losses are limited by two level systems. This suggests that the observed effects are due to an ordered ferromagnetic phase of a spin ensemble coupled to mechanical modes. The observed coupling between mechanical and spin degrees of freedom in the ultra low loss regime brings new possibilities for the emerging class of quantum hybrid systems.

Magnetic effects in mechanical resonators have become an interesting subject of research with many potential applications. In particular the combination of magnetic properties of solids and high quality factor mechanical resonators has set a new direction in the sensing technology¹⁻⁴, such as cantilever magnetometry^{3,5-7}. Moreover, careful engineering of coupling between spin and mechanical degrees of freedom⁸ opens new possibilities in hybrid quantum systems⁹ where one can combine advantages of optomechanics and Quantum Electrodynamics with two level systems^{10,11} or magnons^{12,13}. Such research leads to better understating of magnetic impurities and their influence on mechanical properties of solids that, in its turn, creates fundamental knowledge for a new generation of ultra-high purity materials with reduced susceptibility to environmental changes, ageing and other unwanted effects.

To observe such effects in a high purity acoustic system, the most important property is to attain very high quality factors of mechanical resonances. The resulting very narrow linewidths become a very sensitive tool in the discovery of low concentrations of impurities whose effects would not be seen otherwise. Among all mechanical systems, quartz Bulk Acoustic Wave (BAW) resonators cooled to cryogenic temperatures provide the narrowest possible linewidths for many overtone (OT) resonances in the 5 – 700 MHz frequency range¹⁴⁻¹⁶, and more recently similar performance at GHz frequencies^{17,18}, allowing strong coupling to photons and superconducting qubits^{19,20}. In this work, we study response of these mechanical cavities to external magnetic fields for temperatures near 20 mK.

For these measurements we choose an SC-cut²¹ plano-convex electrodeless (BVA type²²) resonator enclosed in a copper vacuum chamber. While the plano-convex structure of the resonator plate works as a potential trap for

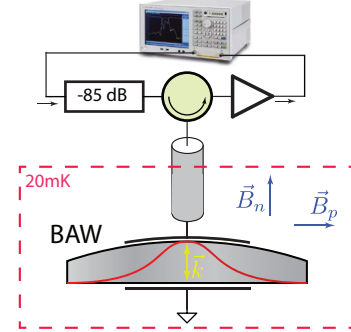


FIG. 1. Experimental setup for measuring frequency response of BAW cavity as a function of external magnetic field that is parallel (\vec{B}_p) or normal (\vec{B}_n) to the resonator plate.

the acoustic phonons minimising losses due to supporting mechanisms^{23,24}, the electrodeless (electrodes are deposited on the supporting structure) technology helps to exclude all losses associated with deposition of other materials. It has been discovered previously that the longitudinal thickness mode exhibits the superior quality factor compared to shear modes reaching very high overtone numbers. For this type of mode that is used in this work, the mechanical displacement is mostly collinear with acoustical wave vector that is normal to the plate surface.

In order to investigate response of the acoustic modes to external magnetic field, the quartz BAW cavity is enclosed into a block of Oxygen Free Copper attached to the 20 mK stage of a dilution refrigerator. The structure is assembled in such a way that the device under test is placed in the middle of a 7 T superconducting magnet. The resonator plate could be oriented either parallel or normal to the external magnetic field that are further referred as \vec{B}_p and \vec{B}_n respectively (Fig. 1). The acoustic mode frequency (more precisely, deviation of frequency in fractional units) is used as a convenient observable of

^{a)}Electronic mail: maxim.goryachev@uwa.edu.au

the induced magnetic effects, as it is the most sensitive parameter of a resonant system.

Acoustic resonances are excited and detected using the piezoelectric effects with golden electrodes deposited on the structure supporting the cavity plate. RF fields are supplied via low loss microwave cables split with cryogenic DC blocks. Since the investigated BAW resonator is a single port device, all possible measurements are made in signal reflection where one uses an impedance or vector network analyser to probe the frequency response of the device via the single port. Although, in the case of ultra high- Q acoustic cavities, internal attenuation of typical network analysers is not enough to achieve the linear (small signal) regime. Indeed, it has been observed previously that for a number of ultra-high Quality factor overtones, one needs to greatly reduce the incident power to achieve the small-signal regime. In this case, the feeding and detection lines are split with a circulator that allows to introduce additional attenuation and amplification in the two port measurements as shown in Fig. 1. As all low frequency (< 1 GHz) circulators become lossy at low temperatures due to ferrite properties, its operation is limited to the room temperature. Moreover, comparatively narrow operation widths of these devices limits their operation to a couple of overtones near its central frequency.

To characterise the acoustic resonance in the magnetic fields, we employ the 37th overtone of the longitudinal mode of the plate resonator with the resonance frequency of 116.1642 MHz. For the small signal characterisation, the incident signal was reduced and distributed by a room temperature attenuator and circulator as depicted in Fig. 1. Together with additional low noise amplification, this setup allows to achieve the incident power levels of about -135 dBm, or tenths of a femto-Watt. A system response for a particular value of the magnetic field is taken with the lowest available bandwidth of 1Hz totalling about 26 minutes of sweep time. Such long measurement times are required to avoid ringing effects.

The response of the resonant frequency of the 37th OT to the magnetic field oriented in parallel to the resonator plate is shown in Fig. 2. The experiment is repeated by sweeping the magnetic field from negative fields to positive and vice versa. The results show strong hysteresis of the response together with the memory effect. Two results are almost symmetric around the zero field. The frequency deviation gets saturated at relative large values of the field. Such behaviour including memory and hysteresis is typical for ferromagnetic system.

Similar type of behavior is observed for the 33rd and 37th OTs in the normal orientation of the magnetic field as shown in Fig. 3. For this field orientation the observed hysteresis is considerably stronger with a very large sensitivity to external fields. The observed difference with the parallel orientation of the field suggest anisotropy of the magnetic system responsible for the mechanical frequency shifts.

In order to investigate the dependence of the magnetic

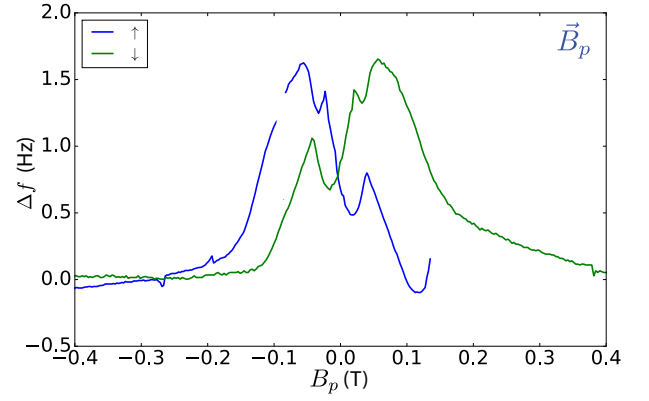


FIG. 2. Frequency deviation as a function of external magnetic field parallel to the crystal plate for sweeping magnetic field up and down.

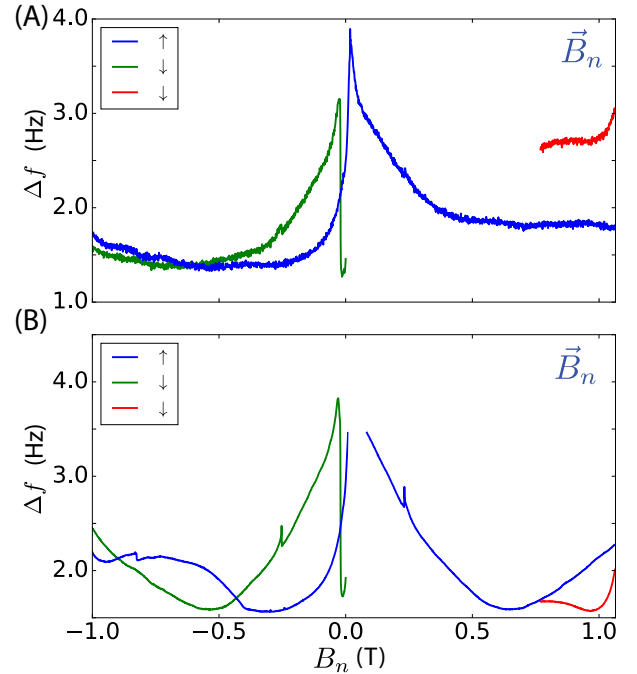


FIG. 3. Frequency deviation as a function of external magnetic field normal to the crystal plate for sweeping magnetic field up and down for the 33st (A) and 37th OTs (B).

hysteresis on absolute values of the frequency, the quartz resonator is probed directly with the Network Vector Analyser. Such simplified setup avoids circulators that allows to measure overtones of acoustic vibration in a very broad frequency range. As a result of impossibility to minimise the device incident power is relatively strong on the order of -45 dBm or tens of nanoWatt. Such level of incident power results in observable nonlinearity of the Duffing type. Results of fractional frequency response to magnetic field \vec{B}_n sweeps for various resonant modes are shown in Fig. 4. This figure shows that the spread of

- ³D. P. Weber, D. R  ffer, A. Buchter, F. Xue, E. Russo-Averchi, R. Huber, P. Berberich, J. Arbiol, A. Fontcuberta i Morral, D. Grundler, and M. Poggio, *Nano Letters*, Nano Letters **12**, 6139 (2012).
- ⁴E. Romero-S  nchez, W. P. Bowen, M. R. Vanner, K. Xia, and J. Twamley, *Phys. Rev. B* **97**, 024109 (2018).
- ⁵A. Buchter, J. Nagel, D. R  ffer, F. Xue, D. P. Weber, O. F. Kieler, T. Weimann, J. Kohlmann, A. B. Zorin, E. Russo-Averchi, R. Huber, P. Berberich, A. Fontcuberta i Morral, M. Kemmler, R. Kleiner, D. Koelle, D. Grundler, and M. Poggio, *Phys. Rev. Lett.* **111**, 067202 (2013).
- ⁶M. Montinaro, G. W  st, M. Munsch, Y. Fontana, E. Russo-Averchi, M. Heiss, A. Fontcuberta i Morral, R. J. Warburton, and M. Poggio, *Nano Letters* **14**, 4454 (2014), pMID: 25010118, <https://doi.org/10.1021/nl501413t>.
- ⁷A. Mehlin, F. Xue, D. Liang, H. F. Du, M. J. Stolt, S. Jin, M. L. Tian, and M. Poggio, *Nano Letters* **15**, 4839 (2015), pMID: 26099019, <https://doi.org/10.1021/acs.nanolett.5b02232>.
- ⁸P. Rabl, P. Cappellaro, M. V. G. Dutt, L. Jiang, J. R. Maze, and M. D. Lukin, *Physical Review B* **79**, 041302 (2009).
- ⁹G. Kurizki, P. Bertet, Y. Kubo, K. M  lmer, D. Petrosyan, P. Rabl, and J. Schmiedmayer, *Proceedings of the National Academy of Sciences* **112**, 3866 (2015).
- ¹⁰K. Xia, M. R. Vanner, and J. Twamley, **4**, 5571 EP (2014).
- ¹¹S. Kotler, R. W. Simmonds, D. Leibfried, and D. J. Wineland, *Phys. Rev. A* **95**, 022327 (2017).
- ¹²X. Zhang, C.-L. Zou, L. Jiang, and H. X. Tang, *Science Advances* **2**, e1501286 (2016).
- ¹³E. G. Spencer and R. C. LeCraw, *Phys. Rev. Lett.* **1**, 241 (1958).
- ¹⁴M. Goryachev, D. L. Creedon, E. N. Ivanov, S. Galliou, R. Bourquin, and M. E. Tobar, *Applied Physics Letters* **100**, 243504 (2012).
- ¹⁵M. Goryachev, D. Creedon, S. Galliou, and M. Tobar, *Physical Review Letters* **111**, 085502 (2013).
- ¹⁶S. Galliou, M. Goryachev, R. Bourquin, P. Abbe, J. Aubry, and M. Tobar, *Nature: Scientific Reports* **3** (2013).
- ¹⁷W. H. Renninger, P. Kharel, R. O. Behunin, and P. T. Rakich, *Nature Physics* **14**, 601 (2018).
- ¹⁸G.ENZIAN, M. Szczykulska, J. Silver, L. D. Bino, S. Zhang, I. A. Walmsley, P. Del’Haye, and M. R. Vanner, *Optica* **6**, 7 (2019).
- ¹⁹P. Kharel, Y. Chu, E. A. Kittlaus, N. T. Otterstrom, S. Gertler, and P. T. Rakich, *Multimode strong coupling in cavity optomechanics* (arXiv:1812.06202, 2018).
- ²⁰Y. Chu, P. Kharel, T. Yoon, L. Frunzio, P. T. Rakich, and R. J. Schoelkopf, *Nature* **563**, 666 (2018).
- ²¹J. A. Kusters, *1981 Ultrasonics Symposium*, 1981 Ultrasonics Symposium , 402 (14-16 Oct. 1981).
- ²²R. J. Besson, in *31st Annual Symposium on Frequency Control* (1977) pp. 147 – 152.
- ²³H. F. Tiersten, *The Journal of the Acoustical Society of America* **59**, 879 (1976).
- ²⁴D. S. Stevens and H. F. Tiersten, *The Journal of the Acoustical Society of America*, *The Journal of the Acoustical Society of America* **79**, 1811 (1986).
- ²⁵M. Goryachev, W. G. Farr, and M. E. Tobar, *Applied Physics Letters*, *Applied Physics Letters* **103**, 262404 (2013).
- ²⁶R. Brendel, B. Cretin, and A. E. Habeti, *Proceedings of IEEE 48th Annual Symposium on Frequency Control*, *Proceedings of IEEE 48th Annual Symposium on Frequency Control* , 260 (1994).
- ²⁷M. Goryachev and M. E. Tobar, *New Journal of Physics* **16**, 083007 (2014).
- ²⁸M. Goryachev, W. Farr, E. Ivanov, and M. Tobar, *Journal of Applied Physics* **114**, 094506 (2013).
- ²⁹D. Bolef and W. Mason, “Interaction of acoustic waves with nuclear spins in solids,” in *Physical Acoustics*, Vol. 4 (Academic Press, 1966) pp. 113–182.
- ³⁰E. H. Jacobsen, N. S. Shiren, and E. B. Tucker, *Physical Review Letters* **3**, 81 (1959).
- ³¹S. Al’tshuler, B. Kochelaev, and A. Leushin, *Usp. Fiz. Nauk* **75**, 459 (1961).

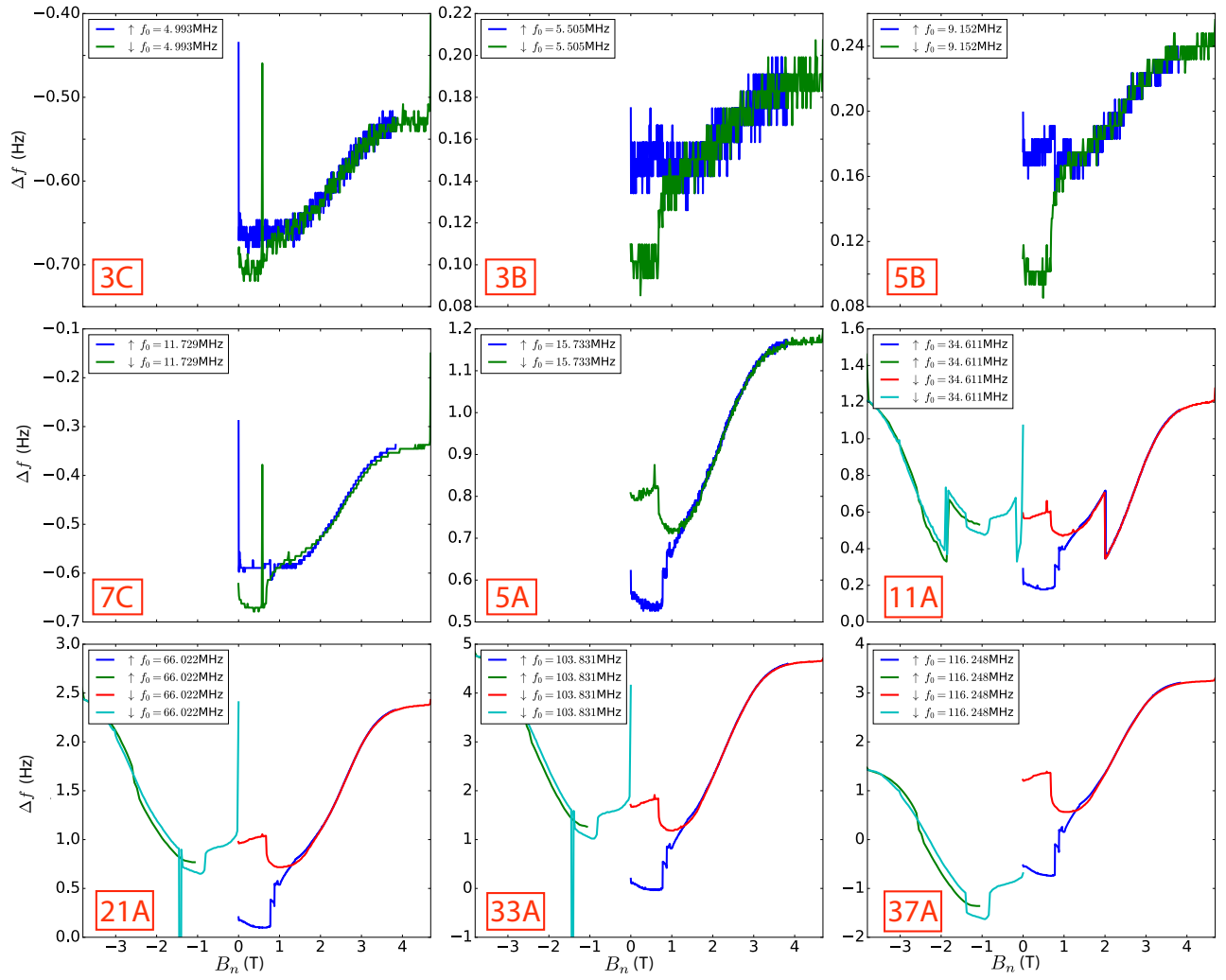


FIG. 4. Frequency deviation as a function of external magnetic field normal to the crystal plate in the strong signal regime. Indices in boxes denote OT numbers and types of vibration: A - longitudinal, B - fast shear, C - slow shear.