

Multi-Channel Access Solutions for 5G New Radio

Nurul Huda Mahmood, Daniela Laselva, David Palacios, Mustafa Emara,
Miltiades C. Filippou, Dong Min Kim, Isabel de-la-Bandera¹

Abstract

5G New Radio paves the way for introducing novel multi-service radio resource management solutions tailored for enhanced Mobile Broadband and Ultra-Reliable Low Latency Communication service classes. Multi-Channel Access is a family of such multi-service solutions that enable a user equipment to aggregate radio resources from multiple sources. The objective is multi-fold; throughput enhancement through access to a larger bandwidth, reliability improvement by increasing the diversity order and/or coordinated transmission/reception, as well as flexibility and load balancing improvement by decoupling the downlink and the uplink access points. This paper presents several multi-channel access solutions for 5G New Radio multi-service scenarios. In particular, throughput enhancement and latency reduction concepts like multi-connectivity, carrier aggregation, downlink-uplink decoupled access and coordinated multi-point connectivity are discussed. Moreover, novel design solutions exploiting these concepts are proposed. Numerical evaluation of the introduced solutions indicates significant performance gains over state-of-the-art schemes; for example, our proposed component carrier selection mechanism leads to a median throughput gain of up to 100% by means of an implicit load balance. Therefore, the proposed Multi-Channel Access solutions have the potential to be key multi-service enablers for 5G New Radio.

1. Introduction

The Fifth-Generation New Radio (5G NR) is conceived to entail the growing demand of multi-service mobile communications [1]. Compared to existing Long Term Evolution (LTE) networks, 5G NR requirements have expanded both vertically and horizontally. In the vertical domain, higher peak and average data rates are demanded for traditional mobile broadband services, corresponding to enhanced Mobile Broadband (eMBB) services, which are expected to allow achieving peak data rates of 20 Gbps. Horizontally, new service classes, such as Ultra-Reliable Low-Latency Communications (URLLC), are introduced. Under URLLC, milli-second order latencies are expected, as well as extremely high reliability values (e.g., $1 - 10^{-5}$) [2].

Solutions proposed to meet the demanding performance requirements of eMBB and URLLC services span from physical layer (PHY) approaches, like the flexible numerology provided by 5G NR in terms of subcarrier spacing and the recently proposed short transmission time interval (TTI) (specially devised for low-latency requirements) to Medium Access Control (MAC) layer solutions [3, 4], which allow the use of a flexible frame structure and the adoption of preemptive resource allocation for low-latency services. Together with these, higher-level solutions have also

risen, like the packet duplication at the Packet Data Convergence Protocol (PDCP) level, providing further enhancements in terms of reliability [5].

Multi-Channel Access (MCA) is a promising family of radio resource management (RRM) solutions being explored towards this end. MCA allows a user equipment (UE) to simultaneously access multiple channels through one or more transmitting nodes. Carrier Aggregation (CA) appears as an example of single-node MCA, whereas examples of multi-node MCA include Coordinated Multi-Point (CoMP) access, multi-connectivity (MC) and Downlink-Uplink Decoupling (DUDe) [6 - 9].

The aggregation of radio resources with MCA allows enhancing either the throughput, by splitting the data flow, or the reliability through data duplication. By splitting the data flow among different radio resources of different cells, a UE has access to a larger aggregated bandwidth, resulting in a throughput enhancement. Conversely, the duplication of the data flow through different cells allows the reception of multiple copies of the same data, thereby, improving the reliability through diversity and/or repetition. However, the enhanced throughput and improved reliability with MCA are obtained at the expense of increased resource use and signaling load. Thus, optimization of MCA operations is necessary to reap its advantages, while minimizing the costs.

This article discusses MCA in 5G NR from ongoing 5G NR standardization activities within the 3rd Generation Partnership Project (3GPP) point of view, describes some of its key challenges, and presents several novel and promising MCA enhancements. An overview of the proposed solutions and the efforts needed for their standardization in 3GPP is summarized at the end.

2. Multi-Channel Access: Technology Components and Challenges

Multi-Connectivity

Description & advantages: MC is an extension of the Dual Connectivity (DC) functionality, where a UE can simultaneously use resources of multiple transmitting nodes. DC was first introduced in LTE as a throughput enhancement feature [7]. 3GPP has generalized the LTE DC design in 5G NR to enable the support of Multi-RAT DC (MR-DC), i.e., DC between 5G NR and LTE [6]. Reliability-oriented dual connectivity, where a given packet is independently transmitted through two different nodes, is also introduced in 5G [10]. The goal here is to increase the likelihood of successful reception by introducing radio link diversity. Henceforth, we discuss the general case of MC, which includes DC as a specific realization.

¹ All authors contributed equally to this article.

Nurul Huda Mahmood is with Aalborg University (AAU), Denmark. Daniela Laselva is with Nokia Bell Labs, Aalborg, Denmark. David Palacios and Isabel de-la-Bandera are with University of Malaga (UMA), Spain. Mustafa Emara and Miltiades C. Filippou are with Intel Deutschland GmbH, Neubiberg, Germany. Dong Min Kim is with Soonchunhyang University, South Korea.

Challenges: In reliability-oriented MC, a packet arriving at the PDCP-anchor node (known as the master node or MN) is duplicated at the PDCP layer and forwarded to the duplicating node(s) – known as secondary node(s) or SN – over the Xn interface, i.e., the same data packet is transmitted to the same UE through multiple links independently. The UE keeps the first successfully received packet, while discarding all subsequent copies of it. The Hybrid Automatic Repeat Request (HARQ) feedback (acknowledgment – ACK, or negative acknowledgment – NACK) for each transmission is fed back to the respective transmitting node. A NACK triggers a HARQ retransmission, even when a copy of the PDCP packet is successfully received through other nodes, resulting in unnecessary retransmissions. To overcome this limitation subsequent retransmissions of the same packet from other node(s) should be avoided as soon as the packet is successfully received at the destination.

Carrier Aggregation

Description & advantages: CA considers MCA from a bandwidth perspective, and allows the aggregation of channels from different bands. In multi-node CA, the UE is assigned the Primary Cell (PCell) at the MN and the Primary Secondary Cell (PSCell) at the SN. Any additional Component Carrier (CC) assigned at either node hosts a Secondary Cell (SCell). The CA setup is based on the same RRM measurements design as MC, where the PCell determines the suitability of potential SCells based on the UE reporting of Reference Signal Received Power/Reference Signal Received Quality (RSRP/RSRQ) measurements. However, rather than at the PDCP layer, multiple carriers can be aggregated at the MAC layer in CA, which controls the multiplexing of data and its transmission on the available CCs. It is noteworthy that the introduced PDCP packet duplication mechanism is also supported in conjunction with CA with the restriction that the MAC layer should guarantee that two duplicated packets are not transmitted on the same CC, so that the duplication benefits are preserved.

Challenges: Carrier aggregation expands the accessible bandwidth for a given UE by allowing simultaneous transmissions across multiple CCs. However, the allocation of CCs among the serving nodes is not straightforward, and hence, a proper CC assignment should be made on a per-UE basis. For example, efficient algorithm design for CC allocation with low signal processing complexity is needed to apply load-balancing methods and to avoid redundant transmissions, while increasing the UE throughput. Moreover, to successfully implement any throughput-oriented MCA solution, accurate and up-to-date information broadcasting has to be carried out jointly among the multiple next generation nodeBs (gNB), either through over-the-air interface or via the Xn interface. For example, the throughput performance of data split MC for downlink communication is foreseen to be sensitive to the quality, capacity and delay of the Xn interface.

Downlink/Uplink Decoupling

Description & advantages: Another dimension of MCA refers to the flexibility of performing distinct UE-cell associations for the downlink and uplink transmission directions. Cell densification, a promising solution to meet the stringent requirements of 5G NR (e.g., high data rates in hot spots), leads to an imbalance in the DL/UL traffic [8]. This

requires revisiting the performance optimality of the conventional downlink-driven RSRP based UE-cell association rule. To this end, downlink uplink decoupling, where the UE has the flexibility to be served in the downlink and the uplink by schedulers located at two different nodes, is considered a paradigm shift [9, 11].

Challenges: MCA imposes challenges in terms of the experienced communication delay, which is especially relevant for URLLC applications, such as vehicular communications and industry 4.0 applications. In this regard, a major challenge for the densification of the network with multi-tier components (e.g., macro, micro, pico, etc.), is the large load imbalance among those tiers stemming from differences in inter-tier resource availability. A key enabler for delay reduction is Multi-access Edge Computing (MEC), which introduces computing capabilities at the edge of the network and provides an open environment targeting low packet delays due to close proximity to end users [12, 13]. For latency-intolerant applications where the UEs have the option to offload demanding tasks to be executed at a MEC server (e.g., physically co-located with a gNB), the application of conventional cell association rules is non-optimal, and DUDe-based UE-cell association should be exploited instead. However, choosing the serving node/MEC server for task offloading is a challenging task in such a scenario.

Coordinated Multi-Point Access

Description & advantages: CoMP comprises multiple techniques that exploit different cooperation strategies among cells (or transmission points). Relying on fast network interfaces to exchange cooperation information, CoMP entails Joint Transmission (JT), i.e., the simultaneous transmission and reception of the *same data* to a UE via multiple nodes applying joint processing and reception at the lower layers (PHY and MAC), thus improving reliability. Alternatively, CoMP could also restrict the transmission to a UE to one cell at a time, while leveraging coordination among the cells to increase the SINR of, or control the interference at, the scheduled transmission. This includes techniques such as coordinated scheduling, coordinated beamforming, and dynamic point selection.

Challenges: In relevance to the above explained challenge on the experienced communication delay, CoMP solutions devising packet duplication may prove challenging when coordination among the various transmitting nodes is performed via utilizing inter-node interfaces of low capacity and, possibly increased delay. Thus, a trade-off between coordination efficiency (e.g., in the sense of interference mitigation effectiveness) and packet transmission timeliness needs to be addressed for CoMP access, considering non-ideal fronthaul connections.

3. Multi-Channel Access Solutions and Performance Evaluation

This section presents four promising solutions, corresponding to MC, CA, DUDe and CoMP access respectively, addressing the challenges highlighted in the previous section.

Novel Duplication Status Report for Multi-Connectivity

In this section, we propose a *network discard mechanism* that relies on a novel *UE duplication status report*. This report indicates to other node(s) in the duplication set that a certain PDCP packet has been successfully received, thus allowing

the duplicating nodes to discard the flagged PDCP packet if it has not yet been transmitted.

Two key information are required at the UE to send the proposed *duplication status report*, namely, the reporting time and the reporting destination. When data duplication is activated for a UE, the corresponding duplication set is semi-statically configured, such that the UE can expect to receive duplicated PDCP packets only from these selected nodes. Therefore, the UE can send the *duplication status report* to the nodes in the duplication set. To reduce the reporting overhead, we propose to include a one-bit flag in the scheduling grant associated to a PDCP packet indicating that the packet in this physical transmission is scheduled for duplication from nodes in the duplication set.

Once the UE successfully decodes a flagged packet, it sends a conventional PHY ACK signal to the transmitting node, along with a *duplication status report* consisting of the packet identifier (the PDCP sequence number) to the rest of the nodes in the duplication set. Upon receiving such a *duplication status report*, a node becomes aware that this particular packet has been successfully received at the UE, and thus, it does not need to transmit it. As a result, the node will be able to discard this packet from its individual buffers (if not already transmitted), thereby reducing redundant transmissions. Figure 1 depicts the proposed discard mechanism and compares it with the state-of-the-art, where duplicated PDCP packets are discarded at the UE.

In order to demonstrate its viability, the proposed discard mechanism is evaluated via Monte-Carlo simulations focusing on the performance of a specific URLLC user at the cell edge. In line with the recommendation in 3GPP release 15 [6], the evaluation is limited to MC with two nodes, i.e. DC. A heterogeneous network (HetNet) is considered with a single macro cell and a single small cell, both operating at different frequency layers. The inter-frequency MC model is thus assumed. The macro cell is the serving cell in single-connectivity mode, while both the macro and small cell serve the UE in the MC mode. The mean Signal-to-noise Ratio (SNR) from both links is fixed at 10 dB, while the target SNR is set to 0 dB.

Figure 2 presents the latency at 10^{-5} outage probability, and the transmission efficiency measured in terms of the average number of transmissions per delivered packets, for baseline single connectivity (SC), MC and MC with the proposed discard feature. Under the considered setting, PDCP duplication via DC results in more than 50% latency reduction compared to baseline single connectivity case at 10^{-5} outage probability. However, this is achieved at the expense of the resource efficiency, which is halved compared to SC. MC with the proposed discard feature achieves the same latency at 10^{-5} outage probability as compared to conventional MC, alongside a transmission efficiency improvement of around 5%. Such gains result from the reduction in the number of duplicate transmissions, which, in turn, leads to lower queuing delays, a critical factor for multi-UE scenarios. Further optimization of the MC is the subject of our ongoing research.

Component Carrier Selection Mechanism for MCA

This solution addresses the automatic allocation of CCs to a UE in a generic manner, encompassing both single-node and multi-node MCA and relies on a rule-based system, which has been shown as a useful tool for optimization in the field of

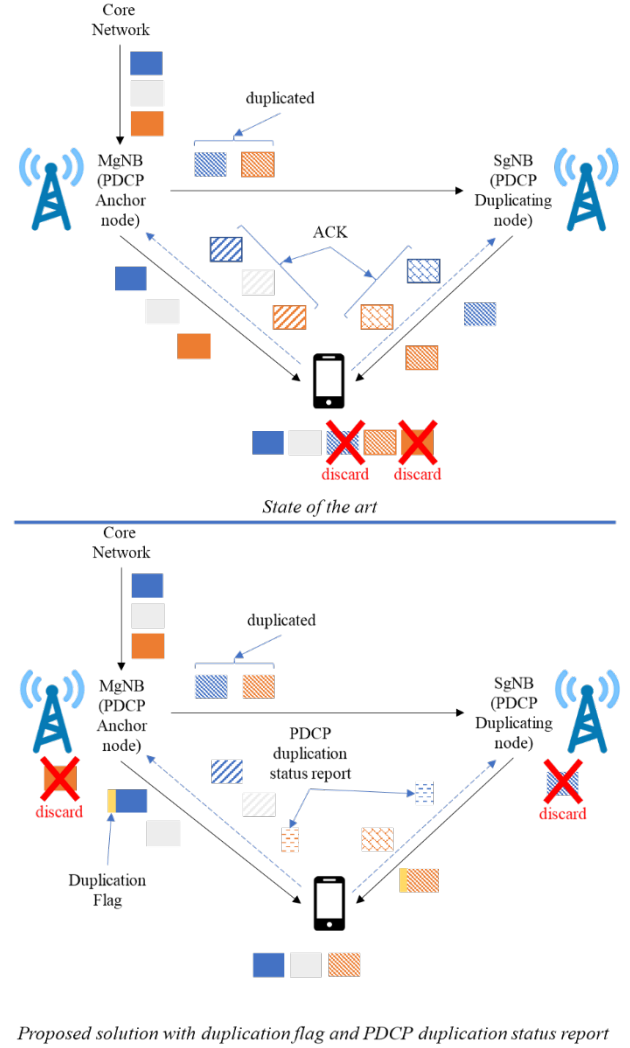


Figure 1 - Implementation schematic of the proposed solution (bottom) compared to the state of the art (top)

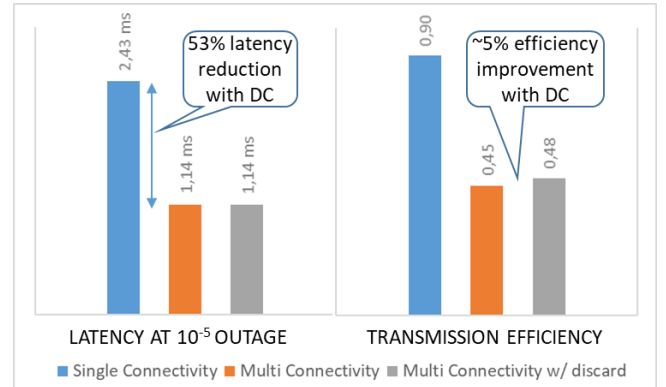


Figure 2 Performance Evaluation of Multi-Connectivity with the proposed 'Duplication Status Report'.

mobile communications [12]. Although it is described in the light of maximizing the throughput of eMBB UEs, for which the data flow is split among the assigned CCs, it is also applicable to URLLC services, where the data flow would be duplicated for reliability purposes.

Focusing on the proposed mechanism, the system aims at determining the number and indices of CCs to be assigned to a specific UE, as well as the gNB(s) providing them, according to the optimization objective(s). The antecedents of

the rules are made up over performance information, gathered from the UEs (e.g., RSRP or RSRQ) and the CCs themselves (e.g., load information). The consequence of the rules are scores (standing for their suitability given a certain policy), over which an aggregation method is applied. Finally, the CCs with the highest aggregated scores above a minimum threshold are assigned to the users.

A proof of concept was implemented in a load-balancing environment. That is, a situation in which the heterogeneous spatial distribution of the users throughout the deployment area makes a reduced group of nodes support most of the offered traffic, leading to a high number of service blockage, whereas many other nodes remain almost unused. To that end, the UE-reported RSRQ and the load level of a CC, derived from the instantaneous number of UEs allocated to a CC, have been used as input performance metrics. Different rules have been defined that assign low scores to low values of RSRQ and high-load levels, and vice versa. The final score of a CC is computed as the average of the scores provided by each rule.

The proposed solution is tested using a system-level simulator in a macro-cell scenario consisting of 12 tri-sector sites. Each sector is composed of five 1.4 MHz co-located CCs. A geographical region of a high user density is simulated to produce the load-imbalanced scenario. Two different set of rules are evaluated: first, as a baseline, a case in which the rules only consider RSRP as input following the traditional approach for UE-gNB association, and second, the case in which both RSRQ and CC load metrics are assessed.

Figure 3 shows the fifth, 50th and 95th percentiles of the UE throughput for the baseline case with dashed lines and the ones of the proposed solution with solid lines. This figure illustrates the achieved throughput levels with the number of CCs assigned to a UE ranging from one to five, depending on how many CCs scored above the minimum defined threshold. Evidently, the proposed CC selection method results in a significant UE throughput improvement resulting from efficient load balancing. More specifically, the proposed solution provides 66% average gain for the users experiencing the worst throughput values (fifth percentile) over the state-of-the-art RSRP-based solution, and up to 75% gain at the peak throughput (95th percentile). As expected, higher numbers of CCs generally result in higher UE throughputs. In cases where more than one CC is assigned to a UE, each CC may be provided by a different node. For example, for the case of two CCs, approximately half of the UEs used CCs belonging to the same node (thus, applying CA), whereas the other half used CCs provided by different nodes (using DC).

Latency-Reducing Connectivity based on Processing Proximity

In this section, a new association metric is proposed for HetNets targeting latency reduction when UEs choose to offload demanding processing tasks to the network. Conventionally, considering a single tier of communication, the downlink RSRP rule determines the cell to which the UE will be connected for both DL and UL communication. Nevertheless, employing such a connectivity criterion in a highly heterogeneous deployment consisting of multi-tier nodes with diverse resource capabilities leads to load imbalance among the different tiers [8]. As a result, DUDE has been proposed as a disruptive solution for an enhanced

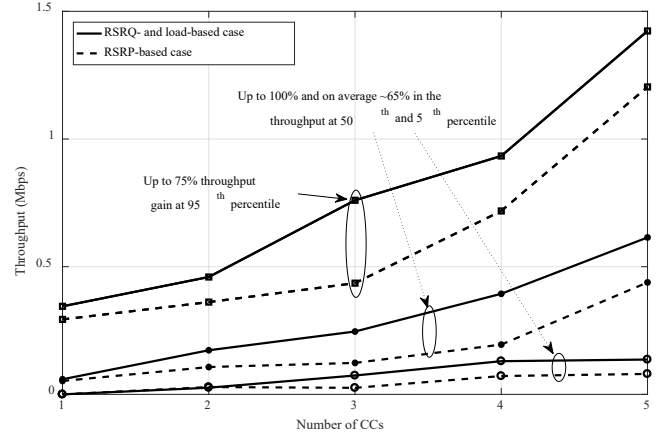


Figure 3 Per-UE achieved throughput for an increasing number of CCs; comparing the proposed solution for CC assignment with a traditional RSRP-based UE-gNB association.

network performance [9, 11], mainly giving the users the flexibility to associate with the gNB that provides the minimum pathloss, when it comes to UL communication.

Latency reduction through MEC technology stands out as an important feature with reference to URLLC, including use cases such as offloading a demanding processing task to the network. Hence, contrary to state-of-the-art DUDE, which has been investigated in current technical literature only when the UL association is conducted based on the minimum pathloss criterion, in our proposed solution, a UE, as a result of applying the proposed *computationally-aware* association rule for UL communication, will choose to connect to the closest gNB/MEC server with the largest available computational power.

In further detail, additional resources granted by MEC deployments is the available processing power at the network side, assuming that the MEC servers are physically collocated with the radio nodes. Under this assumption, with the aim of better balancing the user load to enhance latency reduction gains, the proposed solution is to apply different UE-cell association rules for DL and for UL communications. Focusing on UL communication, we propose an association rule that considers the available processing power offered by MEC hosts co-located with radio nodes so as to best exploit the *computational proximity* to a given terminal, e.g., for the purpose of task offloading in the UL. Since the computational capacity of MEC hosts is needed to form the proposed connectivity rule, it is assumed that such information is broadcast to the UEs by the multi-tier gNBs, as part of the system information block (SIB).

To quantify the performance gain of the proposed association metric, the complementary cumulative distribution function (CCDF) of the Extended-Packet Delay Budget (E-PDB) for a demanding offloaded task is depicted in Figure 4, where E-PDB refers to the one-way latency composed of the radio connectivity latency in the uplink and the needed execution time at the selected MEC host. Focusing on a HetNet composed of two tiers, the E-PDB levels for the conventional (coupled, maximum RSRP-based) and the novel, MEC-aware association rule for UL communication (hence, decoupled association for DL/UL) are shown. It should be noted that the parameter ω , termed as the inter-tier cross-domain resource

disparity, is defined as the ratio between the radio disparity (i.e., transmit power) over the computational disparity (i.e., processing power) of the two involved network tiers. For more details regarding the system model and the system parameter values, the reader is referred to [13].

One can observe that the proposed, computational proximity-based, decoupled association scheme provides a lower probability to violate a given E-PDB threshold with nearly 40% E-PDB reduction for the 50th-percentile of UEs. In other words, the experienced UL latency is decreased when employing the proposed cell association rule which facilitates decoupling. This occurs due to the enhanced load balance between the different tiers leading towards better exploitation of the available computational resources at the associated radio node. For different values of the parameter ω , an adaptive association procedure may be considered to minimize the experienced E-PDB when a UE decides to offload a demanding task to the network.

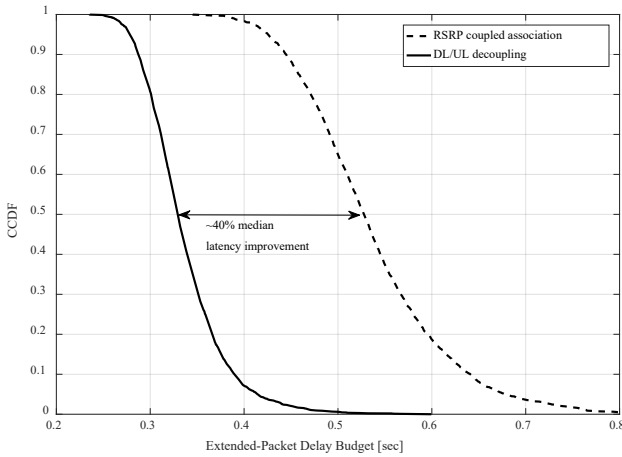


Figure 4: E-PDB CCDF comparing the (conventional) coupled and the proposed (MEC-aware) decoupled association rules for $\omega = 2$ and an average processing workload of 1000 CPU cycles/ input bit.

Coordinated Multi-Point Connectivity for Low-Latency Applications

The 5G NR protocol must work properly for smooth data transmission, and control information must be delivered in a timely manner. For example, the transmitted data in one direction will be acknowledged with the opposite direction response. Such information exchange forms a two-way communication. If there are a very large number of users, so called ultra-dense networks (UDN), and they have mixed uplink and downlink traffic, it is important to provide a fast control message response, so that the sender can decide on the subsequent action immediately. To achieve this, we can adopt MC and CoMP.

We assume that users are divided into two groups: Low Latency Users (LLUs) and Latency Tolerant Users (LTUs). Consider two neighboring gNBs that are connected through Xn interface over fiber. These cooperating gNBs can serve their users jointly by exchanging user information. If the quality of service requirements of services are different, they must be handled differently. For example, if LLU and LTU coexist, LLU can be processed first since transmission of LTU can tolerate delays. However, if LLU and LLU coexist, one way is to serve these users at the same time by using a

technique such as CoMP. Depending on the transmission direction, the following cooperation can be achieved.

Cooperation with same directional traffic: If both users have DL traffic as shown in Figure 5, cooperating gNBs will schedule LLU using reliability-oriented DC (left of Figure 5, case a). If both users are LTU, cooperating BSs schedule one user randomly via reliability-oriented DC so that the packet exits the buffer quickly (right of Figure 5, case a). If both are LLU, then cooperating BSs schedule them jointly using non-coherent JT-CoMP.

Cross-link cooperation: If both users have cross directional traffic, the UL-gNB can exploit information provided from the DL-BS via Xn interface to execute Interference Cancellation (IC) to perform IC-CoMP [14]. It is assumed that UL and DL share the same frequency. However, the same technique can be applied to separate UL and DL frequencies. In this case, cross-directional traffic might be preferable because it is interference-free and will be easier to implement.

To quantify the performance, we consider a scenario where the users transmit their data and receive ACK/NACK. If a user does not receive an ACK, it retransmits the data. We assume that the UL and DL time slots have the same length, which is normalized to one. The two-way latency is defined as the number of consumed time slots from the moment of first data symbol transmission until the ACK is received. Simulation results show that the average two-way latency is reduced by 60% compared to the baseline single-connectivity scheme. Detailed results are presented in [15].

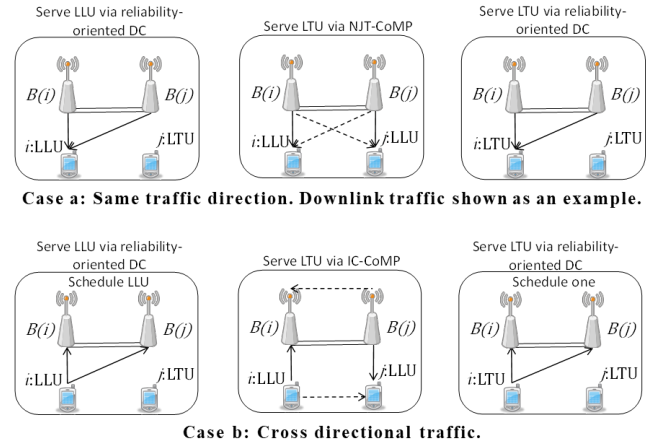


Figure 5: Both users have the same directional traffic (case a) or cross directional traffic (case b). Based on the type of the traffic, each user could be low-latency user (LLU) or latency-tolerant user (LTU).

Overview of the Proposed MCA Solutions

An overview of the proposed MCA solutions is shown in Table I, along with the standardization effort needed to have the techniques supported in 3GPP 5G NR standards.

4. Conclusion

The emergence of new services and requirements for future 5G NR demands novel RRM techniques. This paper provides an overview of MCA solutions tailored to user plane enhancements of 5G NR comprising throughput boosting, reliability improvement and latency reduction. In particular, carrier aggregation, multi-connectivity, downlink-uplink decoupling and coordinated multi-point transmission schemes are presented, describing their current developments and

Table I. Overview of proposed MCA Solutions

	Scheme	Addressed Challenge / Benefits	Targeted Traffic Type(s)	Standardization Effort	Performance gain over SotA
Duplication Status Report for MC	A novel PDCP duplication status report is proposed to timely acknowledge reception of a PDCP packet to multiple nodes.	Increase URLLC reliability, while minimizing duplication costs (interference / queueing delays).	Mainly URLLC, can also benefit eMBB	Duplication flag UE sending a short ACK to nodes in the duplication set	- 53% latency gain with DC - 5% transmission efficiency with proposed PDCP discard
Component Carrier Selection for MCA	Rule-based system for the determination of the CCs to be assigned to a given user, according to UE- and cell-level information.	Exploiting CC management to fulfil network operators' policies. E.g., throughput increase, load balancing, etc.	Demonstrated for eMBB, however can be extended to URLLC.	Need for network interface exchanges for collecting the CC scores to enable their comparison.	- 65% average throughput gain - Upto 75% peak throughput gain
Latency-Reducing Connectivity based on Processing Proximity	Design of a computationally-aware UE-connectivity framework aiming at latency minimization in HetNets	Exploiting DL/UL decoupled cell association	Mainly URLLC, can also benefit eMBB	System information enhancements, as the UEs need to be aware of the processing capabilities of MEC hosts in their vicinity	- 40% median latency improvement
Coordinated Multi-Point Connectivity for Low-Latency Applications	Method to manage additional links for duplicated transmissions to enhance reliability and latency	Flexibly and cooperatively decode received data, to enhance reliability	To be applied to URLLC and traffic mixes which include URLLC traffic and eMBB traffic	N/A	- Two way latency reduced by 60%

anticipated evolution. Novel solutions addressing a particular challenge for each MCA concept are proposed and numerically validated. The standardization effort needed to implement some of the proposed solutions in 5G NR is also outlined. In all cases, the proposed solutions are found to provide promising performance benefits over state-of-the-art solutions. Although the proposed schemes address different challenges, they are compatible and focused towards the same goal: enabling 5G NR requirements in a multi-service context.

Acknowledgements

This work has partly been performed in the framework of the Horizon 2020 project ONE-5G (ICT-760809) receiving funds from the European Union. The authors would like to acknowledge the contributions of their colleagues in the project, although the views expressed in this work are those of the authors and do not necessarily represent the project.

References

- [1] 3GPP, TR 22.804, "Study on scenarios and requirements for next generation access technologies", Rel-14, V14.3.0, Aug. 2017.
- [2] 3GPP, TR 38.913, "Technical Specification Group Services and System Aspects; Study on Communication for Automation in Vertical Domains", Rel-16, V16.1.0, Sep. 2018.
- [3] K. I. Pedersen, G. Berardinelli, F. Frederiksen, P. Mogensen and A. Szufarska, "A flexible 5G frame structure design for frequency-division duplex cases," in IEEE Communications Magazine, vol. 54, no. 3, pp. 53-59, March 2016.
- [4] K. I. Pedersen, G. Pocovi, J. Steiner and S. R. Khosravirad, "Punctured Scheduling for Critical Low Latency Data on a Shared Channel with Mobile Broadband," 2017 IEEE 86th Vehicular Technology Conference (VTC-Fall), Toronto, ON, 2017, pp. 1-6.
- [5] J. Rao and S. Vrzic, "Packet Duplication for URLLC in 5G: Architectural Enhancements and Performance Analysis," in IEEE Network, vol. 32, no. 2, pp. 32-40, March-April 2018.
- [6] 3GPP, TS 37.340, "NR; Multi-connectivity; Overall description; Stage-2" Rel-15, V15.0.0, Dec. 2017.

- [7] C. Rosa et al., "Dual connectivity for LTE small cell evolution: functionality and performance aspects," in *IEEE Communications Magazine*, vol. 54, no. 6, pp. 137-143, June 2016.
- [8] J. G. Andrews, S. Singh, Q. Ye, X. Lin and H. S. Dhillon, "An overview of load balancing in HetNets: old myths and open problems," in *IEEE Wireless Communications*, vol. 21, no. 2, pp. 18-25, April 2014.
- [9] H. Elshaer, F. Boccardi, M. Dohler and R. Irmer, "Downlink and Uplink Decoupling: A disruptive architectural design for 5G networks", *Global Communications Conference (GLOBECOM)*, 2014 IEEE, Austin, TX, pp. 1798-1803, 2014.
- [10] N. H. Mahmood et. al., "Reliability oriented dual connectivity for URLLC services in 5G New Radio," in *Proc. ISWCS 2018*, Lisbon, Portugal, August 2018.
- [11] F. Boccardi et al., "Why to decouple the uplink and downlink in cellular networks and how to do it," in *IEEE Communications Magazine*, vol. 54, no. 3, pp. 110-117, March 2016.
- [12] P. Muñoz, R. Barco, J. M. Ruiz-Avilés, I. de la Bandera and A. Aguilar, "Fuzzy rule-based reinforcement learning for load balancing techniques in enterprise LTE femtocells," in *IEEE Transactions on Vehicular Technology*, vol. 62, no. 5, pp. 1962-1973, Jun 2013.
- [13] M. Emara, M. C. Filippou, and D. Sabella, "MEC-aware cell association for 5G heterogeneous networks," 2018 *IEEE Wireless Communications and Networking Conference Workshops*, Barcelona 2018.
- [14] H. Thomsen, et. al., "CoMPflex: CoMP for in-band wireless full duplex," *IEEE Wireless Communications Letters*, vol. 5, no. 2, pp. 144-147, Apr. 2016.
- [15] Petar Popovski, et. al., "Wireless access for Ultra-Reliable Low-Latency Communication (URLLC): principles and building blocks," *IEEE Networks*, vol. 32, no. 2, March 2018.

Author Bios:

Nurul Huda Mahmood (fuadnh@ieee.org) was born in Chittagong, Bangladesh. He received the Ph.D. degree from Norwegian University of Science and Technology, Norway in 2013. Currently, he is an Associate Professor at Aalborg University, and involved in the EU funded research project ONE-5G. His current research interests include RRM, modeling/performance analysis of wireless communication systems, and URLLC.

Daniela Laselva (daniela.laselva@nokia-bell-labs.com) received her M.Sc.E.E. in 2002 from Politecnico di Bari, Italy. She is currently a senior research scientist at Nokia-Bell Labs, Aalborg. At present, she is engaged with 5G/New Radio design and standardization, including multi-connectivity solutions, support of mission-critical applications, and end-to-end performance optimization. She is also the author/co-author of dozens of peer-reviewed publications and patents on a wide range of topics.

David Palacios (dpc@ic.uma.es) is currently pursuing a Ph.D. degree in telecommunication engineering from University of Malaga. Since 2013, he has worked as a research assistant with the Communications Engineering Department, University of Malaga, on the development of SON functionalities for automatic root cause analysis and self-optimization in cellular networks. He is currently participating in the H2020 ONE5G project.

Mustafa Emara (mustafa.emara@intel.com) received his B.Sc. degree in communications engineering from the German University in Cairo (GUC) in 2014 and the M.Sc. from the Technical University in Munich in 2017. Since 2016, he has been with Intel Germany in the Next Generation and Standards department where he conducted his master thesis while participating in the H2020 Flex5GWare project. Currently he is pursuing the Ph.D. degree at the institute of communications at the Technical University of Hamburg (TUHH) and participating in the H2020 ONE5G project.

Miltiades C. Filippou (miltiadis.filippou@intel.com) received his Ph.D. degree in Electronics and Telecommunications from Telecom ParisTech, France in 2014. Since 2015 he is a Standards and Research Engineer at Intel Deutschland GmbH in Neubiberg, Germany. He has co-authored more than 30 peer-reviewed technical papers and he has also co-invented a number of international patents. Since 2017 he serves as a WI Rapporteur of ETSI MEC Industry Specification Group. His current research interests include: MEC, distributed computing, V2X and industrial automation systems.

Dong Min Kim (dmk@sch.ac.kr) received the Ph.D. degrees in electrical and electronic engineering from Yonsei University, Korea in 2014. He is currently an Assistant Professor at Soonchunhyang University, Korea. His research interests include M2M communications, Internet of Things, and distributed machine learning.

Isabel De-La-Bandera (ibanderac@ic.uma.es) holds a Ph.D. in telecommunication engineering from the University of Malaga. Since joining Communications Engineering Department, University of Malaga in 2010, she has participated in many national and international projects concerning RRM in mobile networks, and has collaborated with major mobile operators and vendors. She is currently participating in the H2020 ONE5G project.