

From strong to weak temperature dependence of the two-photon entanglement resulting from the biexciton cascade inside a cavity

T. Seidelmann,¹ F. Ungar,¹ M. Cygorek,² A. Vagov,^{1,3} A. M. Barth,¹ T. Kuhn,⁴ and V. M. Axt¹

¹*Lehrstuhl für Theoretische Physik III, Universität Bayreuth, 95440 Bayreuth, Germany*

²*Department of Physics, University of Ottawa, Ottawa, Ontario, Canada K1N 6N5*

³*ITMO University, St. Petersburg, 197101, Russia*

⁴*Institut für Festkörpertheorie, Universität Münster, 48149 Münster, Germany*

We investigate the degree of entanglement quantified by the concurrence of photon pairs that are simultaneously emitted in the biexciton-exciton cascade from a quantum dot in a cavity. Four dot-cavity configurations are compared that differ with respect to the detuning between the cavity modes and the quantum dot transitions, corresponding to different relative weights of direct two-photon and sequential single-photon processes. The dependence of the entanglement on the exciton fine-structure splitting δ is found to be significantly different for each of the four configurations. For a finite splitting and low temperatures, the highest entanglement is found when the cavity modes are in resonance with the two-photon transition between the biexciton and the ground state and, in addition, the biexciton has a finite binding energy of a few meV. However, this configuration is rather strongly affected by phonons such that other dot-cavity configurations become more favorable at temperatures on the order of 10 K and above. If the cavity modes are kept in resonance with one of the exciton-to-ground state transitions and the biexciton binding energy is finite, the entanglement drastically drops for positive δ with rising temperatures when T is below $\simeq 4$ K, but is virtually independent of the temperature for higher T .

I. INTRODUCTION

Entangled photon pairs can be used as the fundamental building blocks for a wide range of applications in quantum communications, quantum cryptography, or quantum computation^{1–3}. Furthermore, entanglement can be used to test fundamentals of quantum mechanics, e.g., by revealing violations of Bell's inequality^{1,4}. Different devices and protocols for the generation of entangled photon pairs have been proposed. A well-established and especially attractive way of producing (polarization) entangled photon pairs is the emission of photon pairs via the biexciton cascade in semiconductor quantum dots (QDs) inside a microcavity which enhances the light collection efficiency^{5–12}. One special advantage of using semiconductor quantum dots is the possibility to generate triggered^{5–7} or even on-demand^{10,11,13} entangled photon pairs which is of utmost importance for applications.

Entanglement generation from the biexciton cascade is possible since the biexciton can decay via two paths, first into one of the two exciton states and a photon which can be either polarized horizontally (H) or vertically (V). Subsequently, the exciton generated in the first step can further decay to the QD ground state by emitting a second photon with the same polarization as the photon generated in the biexciton decay. Ideally, the two paths are fully symmetric and the corresponding quantum state is a coherent superposition of the respective amplitudes, resulting in a maximally entangled two-photon state. However, when which-path information is introduced by disturbing the symmetry, e.g., by a finite fine-structure splitting between the intermediate exciton states, the superposition becomes asymmetric and the entanglement decreases. In principle, it is

possible to come close to maximal entanglement in current experiments, either by selecting QDs which naturally have a sufficiently small fine-structure splitting^{7,10}, by tuning the splitting with external fields^{5,6,14}, or by applying strain¹⁵. However, these requirements are rather restrictive. Therefore, it has been proposed to look for less demanding conditions which still allow for a high degree of entanglement. One such proposal considers QDs with a sizable biexciton binding energy which are embedded in a microcavity. Besides the possibility of an increased light extraction efficiency, a microcavity offers the advantage that the resonance between the cavity modes and electronic transitions in the dot can be used to enhance, e.g., direct two-photon transitions between the biexciton and the ground state compared to sequential transitions from the biexciton to the exciton or from the exciton to the ground state. Since the direct two-photon transitions do not involve the occupation of exciton states, the fine structure splitting is effectively not probed, leading to a drastically reduced which-path information and therefore increased entanglement^{16,17}. When the cavity mode is tuned to the two-photon resonance, a finite biexciton binding energy is typically favorable for entanglement since it shifts the sequential single-photon transitions further away from resonance.

In order to systematically compare different configurations of cavity and QD transition frequencies, a measure for the entanglement is required. A widely accepted measure is the concurrence, which has a one-to-one correspondence to the entanglement of formation¹⁸. The latter represents the amount of pure-state entanglement that is at least present in a mixed state described by a given density matrix. The concurrence has the advantage that it can be directly calculated from the values of the reduced density matrix of the bipartite system for

which the entanglement is to be measured¹⁹. Here, we focus on the concurrence of simultaneously emitted photon pairs which, albeit yielding lower signals due to filtering only photons with equal emission times from the cavity, typically show the highest degree of entanglement in experiments^{20,21} as well as theoretical calculations^{17,22}.

Phonons are known to have a tremendous impact on the dynamics of QDs in general^{23–33} and on QD-cavity systems in particular^{34–43}. Since the pure dephasing induced by acoustic phonons is a major source of decoherence in QDs^{24–26}, phonons might also limit the entanglement of the two-photon states generated in the biexciton cascade. However, in many studies of the entanglement phonons have either been completely disregarded^{13,17} or accounted for by a phenomenological pure dephasing rate^{16,44,45}. The description based on rates ignores that phonon-induced pure dephasing leads only to a partial loss of coherence which is non-exponential^{46,47} and is the origin of many other non-Markovian effects^{37,48,49}. Furthermore, with phenomenological rates the temperature dependence of the degree of entanglement cannot be predicted. An explicit treatment of the phonon impact on the concurrence in the biexciton cascade has been presented in Ref. 50. However, that paper concentrates on the contributions from the sequential decay of the biexciton via intermediate excitons and misses the competition with the direct two-photon decay to the ground state, which is at the heart of the protocol based on resonant two-photon transitions in systems with finite biexciton binding energies proposed in Ref. 16. The effect of phonons on the concurrence in the case where two-photon transitions dominate the biexciton decay has been analyzed in Ref. 51 where, however, no selection of simultaneously emitted photon pairs has been considered.

In this paper, we investigate the phonon impact on the degree of two-photon polarization entanglement obtained after the decay of a biexciton in a cavity as measured by the concurrence of simultaneously emitted photon pairs. We present a comprehensive comparison of representative configurations of cavity and QD transition frequencies referring to physical situations with different relative importance of two-photon and sequential single-photon pathways, respectively.

We find that the phonon impact strongly depends on the considered configuration, resulting in substantially different dependences on the fine-structure splitting and the temperature. It turns out that a cavity kept in resonance with the two-photon transition of a QD with finite biexciton binding energy is indeed favorable at low temperatures. However, the concurrence in this configuration exhibits a rather strong temperature dependence such that other configurations can display a higher concurrence above temperatures on the order of 10 K. Moreover, a cavity in resonance with one of the exciton transitions of a QD with finite biexciton binding energy exhibits almost no temperature dependence of the concurrence for temperatures above $\simeq 4$ K over a wide range of positive fine-structure splittings, albeit at a rather low

level.

II. THEORETICAL APPROACH

A. Model

We consider a semiconductor QD embedded in a microcavity which is initially prepared in the biexciton state. The dynamics of the statistical operator of the system $\hat{\rho}$ is determined by the Liouville-von Neumann equation

$$\frac{d}{dt}\hat{\rho} = -\frac{i}{\hbar} [\hat{H}, \hat{\rho}] + \mathcal{L}[\hat{\rho}] \quad (1)$$

where $[\cdot, \cdot]$ denotes the commutator. The Hamiltonian

$$\hat{H} = \hat{H}_{\text{QD-cav}} + \hat{H}_{\text{QD-phon}} \quad (2)$$

takes into account the interaction between the QD and two linearly polarized cavity modes ($\hat{H}_{\text{QD-cav}}$) as well as a pure dephasing type coupling to a continuum of longitudinal acoustic phonons ($\hat{H}_{\text{QD-phon}}$). The Lindblad operator $\mathcal{L}[\hat{\rho}]$ allows the inclusion of non-Hamiltonian dynamics, i.e., cavity losses due to for example imperfect mirrors. Thus, the model contains three parts, which are discussed separately in the following.

The first part describes the coupling between the QD and two linearly polarized cavity modes and is modeled by the Hamiltonian⁵¹

$$\begin{aligned} \hat{H}_{\text{QD-cav}} = & \hbar\omega_H |X_H\rangle\langle X_H| + \hbar\omega_V |X_V\rangle\langle X_V| \\ & + \hbar(2\bar{\omega}_X - \omega_B) |B\rangle\langle B| + \sum_{\ell=H,V} \hbar\omega_\ell^c \hat{a}_\ell^\dagger \hat{a}_\ell + \hat{\mathcal{X}}, \end{aligned} \quad (3)$$

where the interaction part is given by

$$\begin{aligned} \hat{\mathcal{X}} = & -g \left(|G\rangle\langle X_H| \hat{a}_H^\dagger + |X_H\rangle\langle B| \hat{a}_H^\dagger \right. \\ & \left. + |G\rangle\langle X_V| \hat{a}_V^\dagger - |X_V\rangle\langle B| \hat{a}_V^\dagger \right) + H.c.. \end{aligned} \quad (4)$$

Here, the four states of the QD are represented by the biexciton state $|B\rangle$, the two possible exciton states $|X_H\rangle$ and $|X_V\rangle$, and the ground state $|G\rangle$. The exciton states as well as the two photon modes are labeled with H (horizontal polarization) and V (vertical polarization). The bosonic operator $\hat{a}_{H/V}^\dagger$ creates one photon with frequency $\omega_{H/V}^c$ and corresponding polarization H or V and $H.c.$ denotes the Hermitian conjugate. The light-matter coupling strength g is assumed to be equal for all couplings and the dipole approximation as well as the rotating-wave approximation are used. The energies $\hbar\omega_{H/V}$ denote the exciton energies while the energy of the biexciton is $\hbar(2\bar{\omega}_X - \omega_B)$, where $E_B = \hbar\omega_B$ represents the biexciton binding energy and $\hbar\bar{\omega}_X = \hbar(\omega_H + \omega_V)/2$ is the mean exciton energy. The energy of the ground state is set to zero. When the QD is initially prepared in the

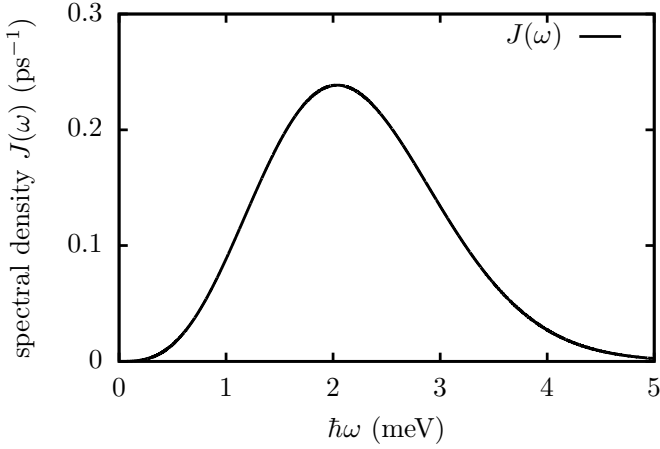


FIG. 2. Phonon spectral density $J(\omega)$ for a spherical GaAs QD with an electron (hole) geometrical confinement length $a_e = 3$ nm ($a_h = a_e/1.15$). The deformation potential constants, the mass density, as well as the sound velocity for a GaAs QD are taken from Ref. 56.

as can be seen from the explicit expression for the deformation potential coupling⁴⁶. We are therefore dealing with a coupling of super-Ohmic type which is responsible for striking non-Markovian effects such as the non-exponential partial loss of coherence^{46,47}. Furthermore, we note a pronounced maximum at about 2 meV that is the origin of the resonant structure of the phononic response^{24,58}.

Assuming that initially the phonons are in thermal equilibrium and the electronic system is prepared in the biexciton state without photons, our path-integral approach delivers the time dependence of the reduced density matrix $\hat{\rho}$ in the subspace spanned by the five states $|B, 0, 0\rangle$, $|X_H, 1, 0\rangle$, $|X_V, 0, 1\rangle$, $|G, 2, 0\rangle$, and $|G, 0, 2\rangle$, where the phonon degrees of freedom have been traced out.

C. Concurrence

As a measure for the degree of entanglement we use the concurrence of simultaneously emitted photons that for brevity will be referred to in the following simply as the *concurrence*. This quantity can be directly calculated from the time-averaged values of the reduced density matrix $\hat{\rho}$ of the system^{22,45,59}. The time-dependent populations of the two states where two photons are present and the coherences between these states are given by

$$\rho_{mn}(t) = \langle mm | \hat{\rho}(t) | nn \rangle \quad (9)$$

with $m, n \in \{H, V\}$. Here $|HH\rangle := |G, 2, 0\rangle$ is the state with two horizontally polarized photons and $|VV\rangle := |G, 0, 2\rangle$ denotes the state with two vertically polarized photons. The corresponding time-averaged quantities

$\bar{\rho}_{mn}$ are calculated according to

$$\bar{\rho}_{mn} = \frac{1}{T_{\text{av}}} \int_0^{T_{\text{av}}} \rho_{mn}(t) dt. \quad (10)$$

From these quantities, the concurrence C is derived as^{19,22}

$$C = 2 |\bar{\rho}_{HV}^N|, \quad (11)$$

where all quantities entering the normalized two-photon coherence

$$\bar{\rho}_{HV}^N = \frac{\bar{\rho}_{HV}}{\bar{\rho}_{HH} + \bar{\rho}_{VV}} \quad (12)$$

are evaluated in the limit $T_{\text{av}} \rightarrow \infty$. We average the time-dependent quantities $\rho_{mn}(t)$ until all excitations have left the cavity and the system has reached its ground state $|G, 0, 0\rangle$. Experimentally, the concurrence C is accessible^{20,21} by measuring the two-photon correlation function $G_{ij,kl}^{(2)}(t, \tau)$ and extrapolating towards zero delay time $\tau = 0$.

Before presenting the results of our calculations, let us briefly comment on different measures to quantify the entanglement in the biexciton cascade (a more extended discussion of this issue can be found, e.g., in Ref. 22). Indeed, for an analysis of polarization entanglement there is a variety of choices for selecting photon pairs for which to calculate the concurrence. Probably the most widely used choice is to inspect the concurrence of all photon pairs that are detected in coincidence measurements without discriminating between the detection times of the two photons. The obvious advantage of this scheme is the high signal yield. For the corresponding theoretical description, the calculation of the two-time two-photon correlation function $G^{(2)}(t, \tau)$ is required^{16,22,51,60,61}. Another approach is to consider the concurrence of frequency filtered coincidence measurements^{17,60} or for a subsystem of the detected photons, e.g., by only selecting photon pairs with equal emission times from the cavity^{17,45}. As stated previously, we follow the latter scheme and focus on the concurrence of simultaneously emitted photon pairs.

The concurrence calculated for a selected subset of photons is in general quantitatively as well as qualitatively different from the concurrence obtained for another photon subset. For example, it has been found²² that the concurrence of simultaneously emitted photons shows qualitatively different trends with varying cavity losses than observed for photon pairs without selection of the emission time. Moreover, experiments^{20,21} as well as theory^{17,22} indicate that simultaneously emitted photons exhibit a significantly higher degree of entanglement and are much less affected by the which-path information introduced by a finite fine-structure splitting than photon pairs detected without emission time selection. Thus, considering simultaneously emitted photon pairs is favorable when high degrees of entanglement are targeted while detecting photon pairs without emission time filtering maximizes the emission efficiency.

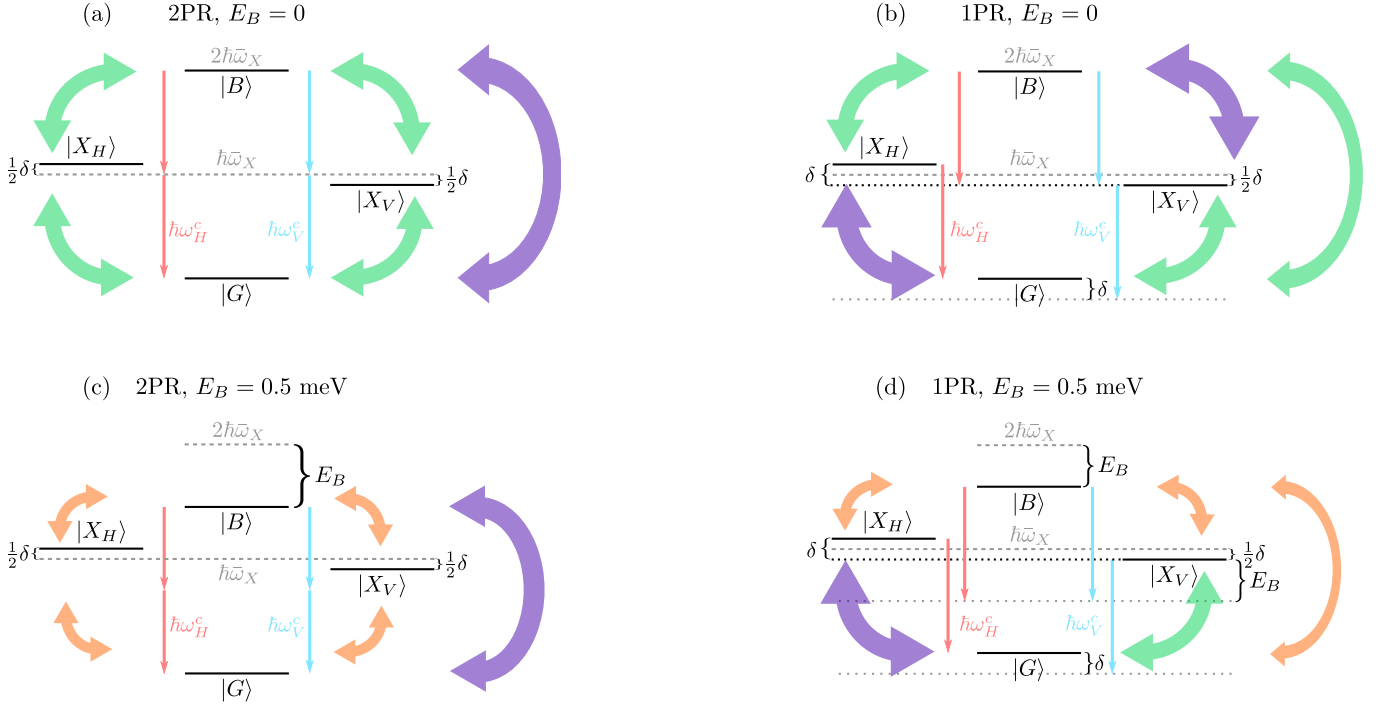


FIG. 3. Schematic sketches of the four different configurations of the QD-cavity system studied in this paper. Big curved purple arrows indicate transitions that are resonant with the corresponding cavity mode. Transitions which are detuned on the order of the fine-structure splitting δ are represented by medium-sized curved green arrows and small curved orange arrows indicate transitions where the detuning is on the order of the biexciton binding energy E_B .

III. DIFFERENT CAVITY CONFIGURATIONS

In this section, four configurations of the QD-cavity system are considered which differ in the value of the biexciton binding energy E_B as well as in the way how the cavity modes are energetically positioned. Throughout this paper, the two orthogonal linearly polarized cavity modes are assumed to have the same frequency ($\omega_H^c = \omega_V^c$). The main difference between the configurations is the position of the cavity modes with respect to the QD transitions. When the cavity modes are kept in resonance with the direct two-photon transition to the biexciton, such that $\omega_{H/V}^c = \bar{\omega}_X - \omega_B/2$, we refer to the configuration as *two-photon resonant* (2PR). In contrast, if the cavity mode frequencies are chosen to match the transition frequency of one of the excitons (w.l.o.g. we choose the H exciton), such that $\omega_{H/V}^c = \omega_H$, we refer to the configuration as *one-photon resonant* (1PR). In both configurations, we further distinguish between the case of a vanishing biexciton binding energy and a finite value of the latter (in this paper, we consider finite values $0.5 \text{ meV} \leq E_B \leq 6 \text{ meV}$). Note that if a finite biexciton binding energy is introduced, the energy of the biexciton state is no longer the sum of the energies of the two exciton states.

In Fig. 3 schematic sketches of the 2PR and 1PR configuration with and without a biexciton binding energy are shown. In order to highlight the difference concern-

ing the respective resonance situations, QD transitions are marked by three types of curved arrows in the figure that correspond to different detunings of these transitions from the cavity mode frequency (red or blue straight arrow). Resonant transitions are represented by big curved purple arrows. The medium-sized curved green arrows denote transitions which are detuned on the order of the fine-structure splitting δ and strongly off-resonant transitions with a detuning on the order of the biexciton binding energy E_B (typically much larger than δ) are indicated by small curved orange arrows.

The special characteristic of the 2PR configurations [Fig. 3(a) and (c)] is that the $|G\rangle \leftrightarrow |B\rangle$ transition is resonant with a direct two-photon emission or absorption process, respectively. Therefore, there are two competing channels for the biexciton decay. The biexciton state can decay either via two sequential single-photon emission processes via the exciton states or via a coherent two-photon process from the biexciton state directly to the ground state. For vanishing E_B [Fig. 3(a)] the energies of the exciton states $\hbar\omega_{H/V} = \hbar\bar{\omega}_X \pm \delta/2$ are detuned by $\pm\delta/2$ from the cavity modes which are fixed at $\omega_{H/V}^c = \bar{\omega}_X$. Thus, all four electronic transitions involved in the sequential emission paths are weakly detuned by half the value of the fine-structure splitting δ . The direct two-photon processes stay resonant in the 2PR configuration when a finite binding energy E_B is introduced as the cavity modes are changed accordingly. But the

four electronic transitions involving an exciton state become strongly detuned on the order of half the biexciton binding energy $E_B/2$ [Fig. 3(c)] when E_B is finite.

In the 1PR configurations [Fig. 3(b) and (d)], the $|X_H\rangle \leftrightarrow |G\rangle$ transition is chosen to be resonant with the corresponding cavity mode. Therefore, in case of a vanishing biexciton binding energy [Fig. 3(b)], the $|X_V\rangle \leftrightarrow |B\rangle$ transition is also resonant whereas the two remaining cascade transitions as well as the direct two-photon processes are detuned by the value of the splitting δ . Introducing a finite biexciton binding energy does not change the situation for the exciton-to-ground-state transitions but the two transitions between the biexciton state and one of the exciton states as well as the direct two-photon processes are now strongly off-resonant and detuned on the order of E_B [cf. Fig. 3(d)].

IV. RESULTS

In this section we analyze how the degree of entanglement between the two states with two photons ($|HH\rangle$ and $|VV\rangle$) is affected by various system parameters. As mentioned before, the system is initially prepared in the biexciton state without any photons and the phonons are assumed to be initially in thermal equilibrium. If not stated otherwise, a light-matter coupling strength $g = 0.1$ meV, a finite exciton splitting $\delta = 0.1$ meV, a biexciton binding energy $E_B = 0.5$ meV and a cavity loss rate $\kappa = 0.025$ ps $^{-1}$ corresponding to a cavity quality factor $Q \approx 45\,000$ are used. After quantifying the competition between direct two-photon and sequential single-photon processes in section IV A, the dependence of the concurrence on the exciton fine-structure splitting is investigated in section IV B. Finally, we discuss the temperature dependence of the concurrence for fixed splittings in section IV C.

A. Competition between direct two-photon and sequential single-photon transitions

As pointed out before, e.g., by Schumacher et. al.¹⁶ or del Valle¹⁷, the competition between the direct two-photon processes from the biexciton state to the ground state and the sequential single-photon processes via the exciton states is of utmost importance for the concurrence. Obviously, by considering configurations with different resonance situations, in particular when switching between 2PR and 1PR configurations, we are comparing situations with different relative importance of two-photon and sequential single-photon processes. To quantify the relative impact of these processes, we introduce the quantity

$$r_{2P/1P} = \frac{|\bar{\rho}_{B,HH}| + |\bar{\rho}_{B,VV}|}{\bar{\rho}_{X_H} + \bar{\rho}_{X_V}}, \quad (13)$$

i.e., $r_{2P/1P}$ is a ratio where the numerator is derived from the coherences $\rho_{B,HH} = \langle B, 0, 0 | \hat{\rho} | G, 2, 0 \rangle$ and $\rho_{B,VV} = \langle B, 0, 0 | \hat{\rho} | G, 0, 2 \rangle$ between the biexciton and the ground state with either two horizontally or vertically polarized photons. The denominator represents the total exciton occupation $\rho_{X_H} + \rho_{X_V}$, where ρ_{X_H} and ρ_{X_V} denote the occupations of the states $|X_H, 1, 0\rangle$ and $|X_V, 0, 1\rangle$, respectively. The bar over these quantities indicates a time-averaging as introduced in Eq. (10).

The coherences between the biexciton state and the two states containing the ground state represent a measure for the direct two-photon processes. Note that by inspecting the equations of motion for all elements of the reduced density matrix it becomes apparent that only the equations for these coherences introduce a resonance when the biexciton-to-ground state transition frequency matches twice the photon frequency. This is the distinctive property of a two-photon process. In contrast, the characteristic feature of sequential single-photon emission processes is the occupation of the intermediate electronic states, in our case the excitons. Thus, the total exciton occupation reflects the importance of sequential processes. Altogether, this justifies that the ratio $r_{2P/1P}$ is a possible measure for the relative importance of the direct two-photon processes compared with the sequential single-photon processes.

Fig. 4 displays the concurrence [panel (a)] along with $r_{2P/1P}$ [panel (b)] as a function of δ . The analysis is carried out exemplarily for the 2PR configuration with $E_B = 0$ for four temperatures as well as for the phonon-free case. The plotted range for the fine-structure splitting is chosen larger than usually covered by typical QDs as the role of the two-photon processes can be better highlighted on this extended scale.

As can be seen in Fig. 4(a), the concurrence exhibits a non-monotonic dependence on the exciton splitting for low temperatures and the phonon-free situation. This behavior can be traced back to the competition between two-photon and sequential single-photon processes. Recalling that in the 2PR configuration the two-photon processes are chosen to be always resonant independent of δ , it follows that any which-path information introduced by the fine-structure splitting affects only the sequential single-photon processes. Fig. 4(b) reveals a dominance of sequential emission processes for small exciton splittings. Therefore, the concurrence decreases with rising $|\delta|$ in the small splitting limit since (i) the which-path information is larger for larger $|\delta|$ and (ii) it efficiently affects the concurrence due to the dominance of sequential single-photon processes.

As the splitting increases further, $r_{2P/1P}$ rises because the single-photon processes become more off-resonant and thus the relative importance of two-photon processes grows, since the latter are always resonant. When either the interaction with the phonons is switched off or the temperature is low enough, $r_{2P/1P}$ increases strongly for larger exciton splittings, indicating a dominance of two-photon processes [cf. Fig. 4(b) for $T = 10$ K]. As a

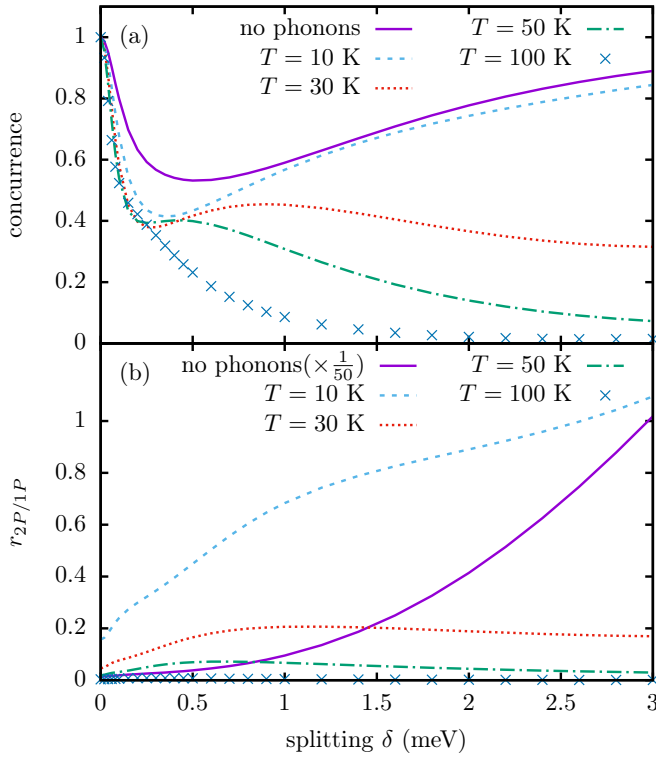


FIG. 4. Comparison of the concurrence [panel (a)] and a measure for the relative importance of two-photon and sequential single-photon processes $r_{2P/1P}$ [panel (b)] as a function of the exciton splitting δ . Different temperatures as well as the limit without phonons are considered. Note that $r_{2P/1P}$ is scaled by the factor $1/50$ in the phonon-free case. The cavity modes are arranged in the 2PR configuration and a vanishing biexciton binding energy is assumed.

result, the concurrence rises and eventually approaches unity because the which-path information introduced by the exciton splitting is no longer tested. The local maximum of the concurrence seen at higher temperatures of 30 K and 50 K can also be understood with the help of $r_{2P/1P}$ since it shows a similar behavior. Hence, the non-monotonic behavior of the concurrence is a result of the competition between the coherent direct two-photon and sequential single-photon emission processes.

At higher temperatures the relative importance of the sequential emission processes is raised, as can be seen in Fig. 4(b). As the electronic transitions become detuned from the corresponding cavity modes the sequential single-photon processes are assisted by phonon absorption and emission processes to compensate the energy differences, an effect which is enhanced with increasing temperature. In addition, for larger exciton splittings the phonon spectral density is effectively probed at higher values of ω (on the order of δ), resulting in a stronger phonon influence on the system (cf. Fig. 2). Furthermore, coherences, such as the ones relevant for the two-photon processes, are more strongly affected by phonon-induced decoherence than occupations. The combination of these

effects explains why $r_{2P/1P}$ decreases for larger splittings at higher temperatures and the concurrence approaches zero.

B. Dependence of the concurrence on the exciton splitting for different configurations

For all four QD-cavity configurations illustrated in Fig. 3, the dependence of the concurrence on the exciton splitting is shown in Fig. 5. First of all, for a vanishing fine-structure splitting, the concurrence is strictly one regardless of the phonon influence since the system is completely symmetric with respect to $H \leftrightarrow V$ so that no which-path information is introduced. This result was also found on the basis of a phenomenological rate equation approach for the phonon-induced pure dephasing⁴⁵.

With increasing $|\delta|$ the concurrence decreases, reflecting the increase of which-path information. Furthermore, phonons generally reduce the concurrence for a given splitting, an effect which typically becomes more pronounced at higher temperatures. This can be understood by noting that phonons typically enhance the differences between different pathways and thus increase the which-path information. To see this, we first recall that, when the electronic transitions of the QD are detuned from the corresponding cavity modes, the photon emission processes are assisted by phonon emission and absorption processes to compensate the energy differences. For a finite splitting, depending on the configuration, the two sequential emission paths differ either in the values or the order of the detunings and are therefore influenced differently by the phonons. For example, in the 2PR configuration with $\delta > 0$ and $E_B = 0$, the sequential emission process of two horizontally polarized photons is at first assisted by phonon absorption and in the second step phonon emission occurs for the exciton-to-ground-state transition. This order is reversed for the sequential emission path for two vertically polarized photons. Obviously, this enhances the difference between both pathways compared with the phonon-free case at least at low temperatures where emission and absorption are noticeably different. In general, as discussed in Sec. IV A, with increasing temperature more phonons are thermally excited and sequential one-photon transitions can be more efficiently bridged by phonon-assisted processes. In combination with the increased phonon-induced decoherence, this leads to a smaller impact of two-photon transitions and therefore a lower concurrence at higher temperatures.

Despite these common tendencies, the detailed dependences of the concurrence on the exciton splitting differ significantly in the respective configurations. For $E_B = 0$, the results for the 2PR configuration [Fig. 5(a)] and the 1PR configuration [Fig. 5(b)] are qualitatively similar for small $|\delta|$ but differ strongly for larger detunings. This can be understood by consulting Fig. 3(a) and Fig. 3(b) which reveals that these configurations become

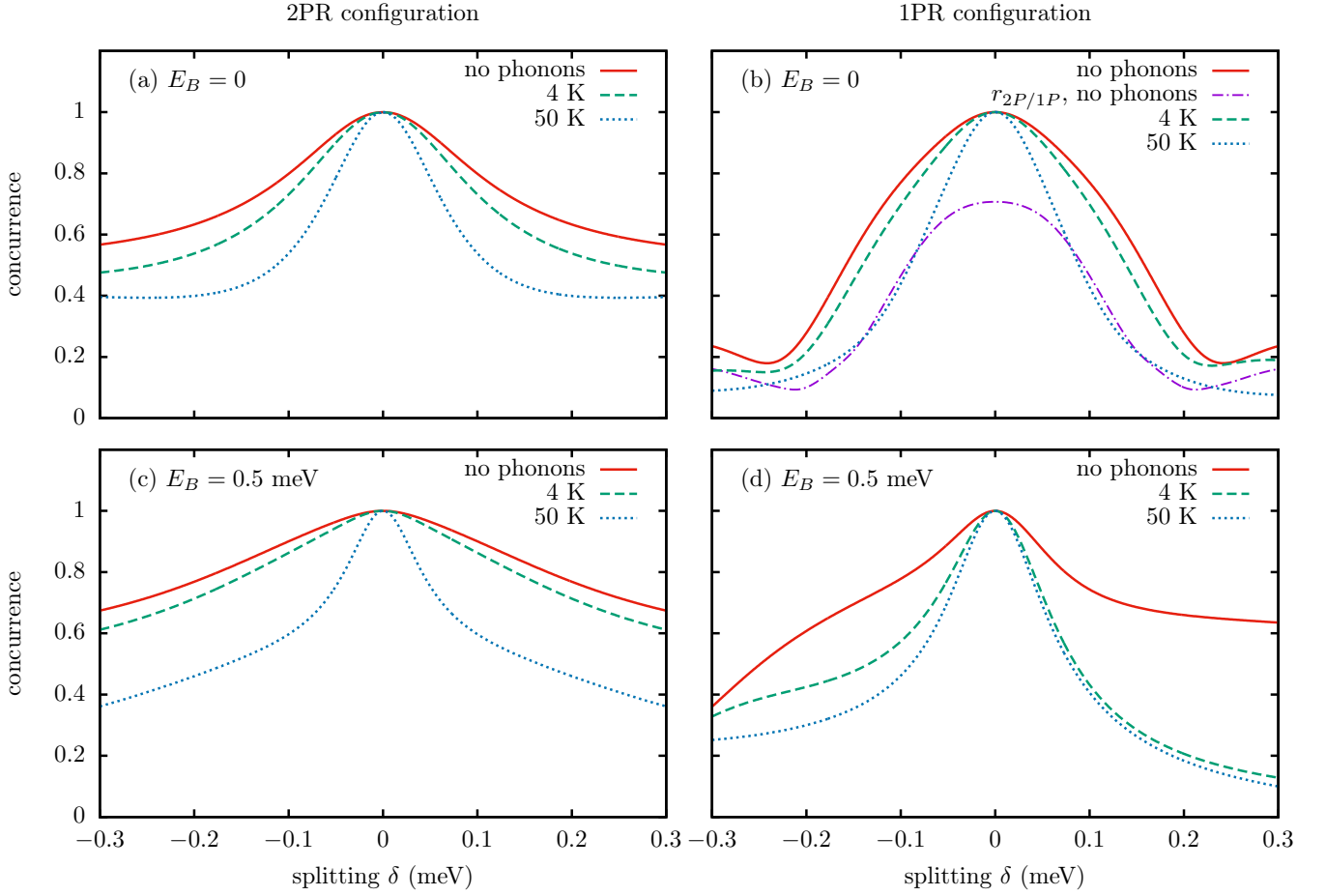


FIG. 5. Impact of the exciton splitting δ on the concurrence for all four cavity configurations introduced in Sec. III and depicted in Fig. 3. Results are shown for two different temperatures and without phonons. Panel (b) additionally displays the ratio $r_{2P/1P}$ for the phonon-free case.

identical in the limit of vanishing splitting. The corresponding concurrences are thus very close to each other for small exciton splittings.

The deviation for larger splittings between the two configurations can be explained by the competition between the coherent direct two-photon and the sequential single-photon processes. In the 2PR configuration, the relative importance of two-photon processes rises with increasing $|\delta|$ as already discussed in Sec. IV A. However, compared with the 2PR case, the influence of two-photon processes is reduced in the 1PR configuration since they are detuned by the exciton splitting [cf. Fig. 3(b)]. Thus, the concurrence in the 2PR configuration is significantly higher for larger $|\delta|$ than in the 1PR configuration.

Nevertheless, the competition between two-photon and single-photon processes also influences the 1PR configuration where the concurrence exhibits a local minimum for low temperatures as well as without phonons, which means that this is not a phonon-induced effect. In fact, phonons cause this minimum to eventually disappear, as can be seen in Fig. 5(b) at 50 K. Figure 5(b) reveals that the non-monotonic behavior of the concurrence reflects

the behavior of $r_{2P/1P}$. Compared with the 2PR configuration [cf. Fig. 4(a)], here the local minima are found already at smaller $|\delta|$ because the electronic transitions of the QD are now detuned by the value of δ whereas the detuning is only $\delta/2$ in the 2PR configuration. Furthermore, although the value of $r_{2P/1P}$ at vanishing splitting without phonons in Fig. 5(b) is the same as in Fig. 4(b) (note the different scaling in the latter figure), the ratio between two- and one-photon processes is a decreasing function of δ in the 1PR configuration since a finite splitting also causes a detuning of the direct two-photon transitions in this case. This is in contrast to the 2PR case in Fig. 4, where $r_{2P/1P}$ rises with increasing δ in the phonon-free case.

Next, we consider the results for the 2PR configuration with a finite biexciton binding energy $E_B = 0.5$ meV plotted in Fig. 5(c). In the phonon-free situation and for a temperature of 4 K the concurrence decreases only weakly with increasing $|\delta|$, but at $T = 50$ K it is drastically reduced at finite $|\delta|$. Therefore, a finite biexciton binding energy in the 2PR configuration significantly affects the concurrence [cf. Fig. 5(a)] since it leads

to strongly detuned biexciton-to-exciton and exciton-to-ground-state transitions while the direct two-photon processes remain resonant. Thus, without phonons, the direct two-photon processes are strongly enhanced compared with the sequential single-photon processes, resulting in a significantly higher concurrence that is much less influenced by the splitting.

On the other hand, in the 2PR configuration with finite E_B , phonons with energies $\hbar\omega_{\mathbf{q}} \simeq E_B/2$ are required to bridge the detunings of the sequential transitions. In contrast, for vanishing E_B , the required phonon energies are given by the much smaller value of $|\delta|/2$. At the same time, the relative weight of the phonon influence is proportional to $J(\omega)$. Figure 2 shows that $J(\frac{E_B}{2\hbar}) > J(\frac{\delta}{2\hbar})$ for $E_B = 0.5$ meV and $|\delta| < 0.3$ meV, i.e., the phonon influence and thus the temperature dependence of the concurrence is stronger for a finite biexciton binding energy. This results in the significantly larger difference of the concurrence for 4 K and 50 K in Fig. 5(c) compared with curves for the same parameters but vanishing binding energy in Fig. 5(a). We note in passing that, keeping the splitting in the typical range $|\delta| < 0.3$ meV, for rather high values of the biexciton binding energy the relation $J(\frac{E_B}{2\hbar}) > J(\frac{\delta}{2\hbar})$ is reversed (cf. Fig. 2). However, this limit is usually not reached since typical biexciton binding energies stay below ~ 6 meV.

In contrast to the configurations discussed up to now, the interaction with phonons in the 1PR configuration with a finite biexciton binding energy, depicted in Fig. 5(d), drastically reduces the concurrence already at low temperatures. In this situation, both biexciton-to-exciton-transitions are strongly detuned from the corresponding cavity modes. The horizontally polarized exciton-to-ground-state transition is resonant by definition while the vertically polarized one is detuned by δ . In addition, also the direct two-photon processes are highly off-resonant. As all possible electronic transitions starting from the biexciton state are strongly detuned, the initially prepared occupation of the biexciton state decreases only very slowly when phonons are not accounted for. Hence, the occupations of the exciton states and the QD ground state with two photons are always very small. In both, the H and V pathway the exciton can be reached by emission of a photon only when a phonon with an energy on the order of $\simeq E_B$ is absorbed. At this energy $J(\omega)$ is even larger than in the 2PR configuration with finite E_B where phonons with energies $\simeq E_B/2$ are required, which explains the dramatic drop of the concurrence from the phonon-free case to the values obtained for 4K. Furthermore, the concurrence is clearly asymmetric with respect to the exciton splitting in this configuration. Especially in the phonon-free case the concurrence decays much stronger with rising $|\delta|$ for negative than for positive δ . This is due to the fact that for negative δ one comes closer to the condition that the transition from the biexciton to the H exciton is getting in resonance. Since the decay from the H exciton to the ground state is held in resonance in this configuration, the pathway

$|B\rangle \rightarrow |X_H, 1, 0\rangle \rightarrow |G, 2, 0\rangle$ is strongly favored compared with $|B\rangle \rightarrow |X_V, 0, 1\rangle \rightarrow |G, 0, 2\rangle$ resulting in low values of the concurrence. Interestingly, for $\delta > 0$ the concurrence decreases only very little when the temperature is raised further from 4 K to 50 K.

In general, the symmetry with respect to δ is found to be another distinguishing feature between the 2PR and the 1PR configuration. In the 2PR configuration, independent of the biexciton binding energy, the concurrence is a symmetric function of the splitting no matter whether phonons are included or not. In contrast, in the 1PR configuration with a finite binding energy, the concurrence always shows an asymmetric dependence on δ . In this situation, changing the sign of δ changes the absolute value of the detuning between the horizontally polarized cavity mode and the corresponding biexciton-to-exciton transition $\Delta_{B,X_H}(\delta) = E_B + \delta$, while the absolute values of the detunings of the remaining sequential transitions are unaffected. The direct two-photon processes are also detuned by the same value $\Delta E_{2P}(\delta) = E_B + \delta$. Since without phonons the dynamics depends only on the absolute values of the detunings between the electronic transitions and their corresponding cavity modes, an asymmetric concurrence is expected, which is also visible when phonons are accounted for. This asymmetry is stronger at low temperatures since there phonon absorption and emission processes are not equally likely. Turning finally to the 1PR configuration with $E_B = 0$, changing the sign of the exciton splitting no longer changes the absolute values of the detunings. Thus, without phonons, the concurrence is once more symmetric and only a slight asymmetry is observed when phonons are included.

We conclude that the competition between single-photon and two-photon processes plays a decisive role for the concurrence. Furthermore, the arrangement of the cavity modes strongly affects the concurrence as one of the competing processes can be either favored or suppressed. Finally, the values of the various detunings depend on the chosen configuration, resulting in different effective phonon influences and very different dependences of the concurrence on the exciton splitting for each of the considered QD-cavity configurations.

C. Temperature dependence of the concurrence at a finite exciton splitting

After the discussion in the last section it is clear that the temperature dependence of the concurrence also differs for each of the four configurations. In this section we investigate in more detail the concurrence as a function of temperature for different fixed values of the exciton splitting.

Figure 6(a) displays the concurrence as a function of the temperature for a typical value of the exciton splitting $\delta = 0.02$ meV while a larger value $\delta = 0.1$ meV is used in Fig. 6(b). As expected after the discussion of the 1PR configuration with a finite biexciton binding energy in

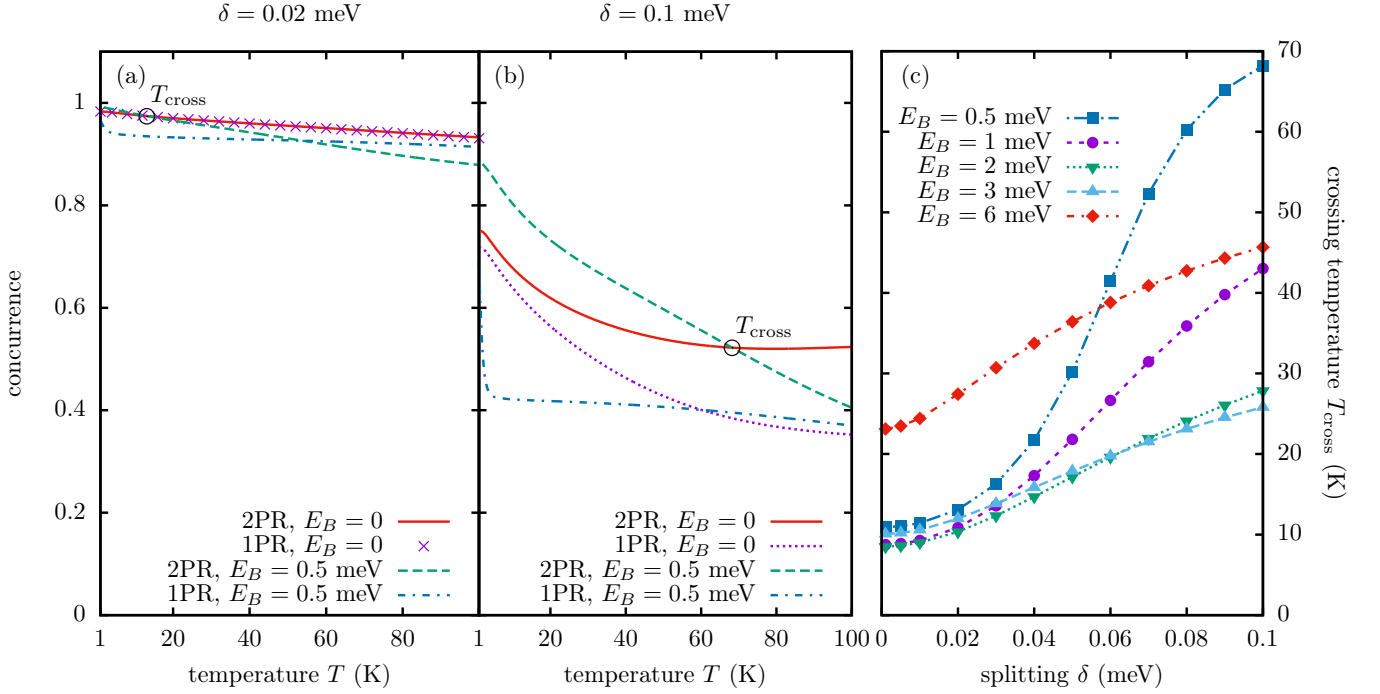


FIG. 6. Concurrence as a function of temperature for a fine-structure splitting $\delta = 0.02$ meV [panel (a)] and $\delta = 0.1$ meV [panel (b)] for all four QD-cavity configurations introduced in Sec. III. Also shown is the crossing temperature T_{cross} of the concurrence in the 2PR configuration with $E_B = 0$ and the concurrence in the 2PR configuration with $E_B > 0$ as a function of δ for several values of the binding energy E_B [panel (c)]. T_{cross} is marked in panel (a) and (b) by a circle.

Sec. IV B, the concurrence drops in this setting steeply for low temperatures followed by a very weak T dependence compared with the other configurations for $T > 4$ K and both splittings. Note that for $\delta > 0$ in this configuration all sequential processes require the absorption of phonons to bridge the energy mismatches and thus for $T \rightarrow 0$ the phonon-free result should be reached. Indeed, as seen in Fig. 6 (b) changing the temperature from 1 to 4 K entails a very steep drop of the concurrence before it becomes almost independent of T for $T > 4$ K.

The 2PR configuration with a finite binding energy exhibits a rather strong temperature dependence for both selected values of δ . Because of the weak influence of the exciton splitting in this configuration the concurrence reaches almost one for temperatures close to zero.

The 2PR and 1PR configuration with a vanishing binding energy are, as discussed earlier, almost the same for small δ . Therefore, for $\delta = 0.02$ meV the concurrence as a function of temperature is nearly identical for both configurations, with the 1PR result being marginally lower. For the larger splitting $\delta = 0.1$ meV these two configurations show a similar temperature dependence at very low temperatures but at higher temperatures the concurrence decreases noticeably stronger in the 1PR configuration.

In the 2PR as well as in the 1PR configuration the sequential single-photon processes are detuned on the order of δ when the biexciton binding energy is zero. Since two-photon processes are more important in the 2PR configuration the corresponding concurrence is higher for

all temperatures than in the 1PR configuration when $E_B = 0$. However, this trend reverses for finite E_B at high temperatures.

Let us now compare 2PR results with and without a finite biexciton binding energy. As can be seen in Fig. 6(a) and Fig. 6(b), introducing a finite value for E_B in the 2PR configuration leads to a higher concurrence only below a crossing temperature which depends on δ . In fact, there is a crossing point of the 2PR concurrence evaluated at finite E_B with each of the three other concurrences considered here. It turns out that the setting with the lowest crossing temperature is the 2PR configuration with vanishing biexciton binding energy. We will denote the corresponding crossing temperature by T_{cross} in the following.

For large splittings, a finite biexciton binding energy can raise the concurrence significantly at low temperatures since the sequential single-photon emission processes become largely detuned and the importance of the two-photon processes is raised. Therefore, in the absence of phonons, a finite binding energy in general results in an increased concurrence, a finding which was already proposed and discussed by Schumacher et al.¹⁶

Above the crossing temperature, however, the pure dephasing coupling to the phonons alters this effect and a finite binding energy in the 2PR configuration reduces the concurrence. As the temperature increases, phonons raise the importance of the detuned single-photon processes because they become assisted by phonon absorp-

tion and emission. In the case of a finite binding energy, the cavity modes are more detuned from the electronic transitions involving exciton states. Therefore, the phonon spectral density $J(\omega)$ is probed at larger values so that the effective phonon coupling is stronger compared with the situation without biexciton binding energy. These two effects combined lead to a stronger decrease of the concurrence with increasing temperature for a finite E_B . Thus, above T_{cross} , a finite biexciton binding energy reduces the concurrence and the protection of entanglement in the 2PR configuration is lost.

By comparing Fig. 6(a) and Fig. 6(b), one notices that the crossing point of the concurrence in the 2PR configuration with and without a finite binding energy moves to lower temperatures for smaller values of the exciton splitting. For the concurrence, this means that the advantage provided by a finite E_B is lost for small δ already at low temperatures $T \sim 10$ K. In Fig. 6(c) this crossing temperature is plotted against δ for several values of E_B . For a given binding energy, T_{cross} exhibits a monotonic increase with increasing exciton splitting and converges to a finite value of about 10 K in the limit $\delta \rightarrow 0$ and typical binding energies. Therefore, for typical splittings on the order of several 10 μeV , the protection of the entanglement due to a finite binding energy is already lost at quite low temperatures. As can be seen by comparing the results in Fig. 5(a) and Fig. 5(c), the protection of the concurrence due to a finite E_B in the 2PR configuration at temperatures close to zero improves for larger δ . Thus, for larger δ higher temperatures are needed to destroy this protection and T_{cross} increases with increasing splitting for a given E_B .

Comparing the crossing temperature for different values of the binding energy, a non-monotonic behavior is found at a given exciton splitting. On the one hand, a higher value of the binding energy results in a better protection of the entanglement at temperatures close to zero. But on the other hand, the phonon influence and thus the influence of the temperature depends on the energy of the phonons needed to assist the detuned single-photon processes as the phonon spectral density $J(\omega)$ depends (non-monotonically) on this energy. In case of the 2PR configuration with finite E_B , this roughly corresponds to half the binding energy. The non-monotonic behavior of T_{cross} as a function of E_B at a given exciton splitting thus originates from the trade-off between a better protection of the concurrence for higher binding energies at temperatures close to zero and the varying influence of the phonons due to the non-monotonic behavior of the phonon spectral density. For example, the crossing point temperature in Fig. 6(c) for $E_B = 1$ meV is always higher than for $E_B = 2$ meV. The reason is the much stronger temperature dependence in the latter situation as the phonon spectral density is much higher for a phonon energy of 1 meV than for a value of 0.5 meV (cf. Fig. 2). However, at $\hbar\omega = 1$ meV and $\hbar\omega = 3$ meV the values of $J(\omega)$ are similar, which means that the phonon influence is similar for $E_B = 2$ meV and $E_B = 6$ meV and T_{cross}

is always higher in the latter case because of the stronger protection due to the higher binding energy.

V. CONCLUSION

We have calculated the concurrence of photon pairs simultaneously emitted in a biexciton-exciton cascade of a QD in a cavity. We account for four electronic states (biexciton, two excitons, and the ground state), two degenerate orthogonally polarized cavity modes that are coupled to the electronic transitions, as well as for a continuum of LA phonons coupled by the deformation potential interaction to the QD. Furthermore, cavity losses are included by Lindblad-type terms. The numerical simulations are based on a path-integral scheme that allows the evaluation of quantities of interest without approximation to the model.

We compare four QD-cavity configurations that differ with respect to the resonance settings of cavity and dot transition frequencies. We distinguish cases where the cavity modes are in resonance either with the two-photon transition between biexciton and ground state (2PR) or with one of the single-photon transitions between one of the excitons and the ground state (1PR). We further discriminate situations with or without a finite biexciton binding energy. The concurrence as a function of the exciton fine-structure splitting δ behaves strikingly different for the four configurations, which we attribute to the different relative importance of direct two-photon and sequential single-photon contributions as well as to the fact that the impact of phonons changes when the resonance settings are varied. When studied over an extended range of fine-structure splittings, we even find deviations from the standard bell shape of the concurrence as a function of δ for some configurations. In the 2PR configurations, the concurrence is always a symmetric function of δ while this is in general not the case for the 1PR configurations. Remarkably, in the 1PR configuration with finite biexciton binding energy and positive δ the concurrence falls drastically with rising temperature for T below 4 K but is found to be virtually independent of the temperature over a large δ range for higher temperatures.

The 2PR configuration with finite biexciton binding energy has attracted a lot of attention^{16,17,51} since this configuration favors two-photon transitions between biexciton and ground state by making them resonant and reduces the influence of sequential single-photon processes. In this sense, the biexciton binding energy protects the concurrence from the destructive influence of which-path information that is introduced by the fine-structure splitting and probed via the sequential single-photon processes. Indeed, at low temperatures we find the highest degree of entanglement for this configuration which depends only little on the fine-structure splitting. However, the concurrence in the 2PR configuration with finite biexciton binding energy exhibits a steep decrease with rising temperature, which can be explained by an

enhanced interaction with phonons resulting from the frequency dependence of the phonon-spectral density combined with an increase of the importance of sequential single-photon processes at higher temperatures.

As a consequence of this strong temperature dependence for each of the other three considered configurations there is a finite temperature above which the corresponding concurrence is higher than in the 2PR case with finite biexciton binding. Out of the configurations that we compare, the 2PR configuration with vanishing biexciton binding energy has the lowest such crossing temperature T_{cross} , which is found to depend on the fine-structure splitting as well as on the biexciton binding energy. For splittings that are typically found in experiments on the order of several 10 μeV or below and typical biexciton binding energies of few meV, T_{cross} is around or even below 10 K. Thus, the distinction of the 2PR configuration with finite biexciton binding energy

of yielding the highest degree of entanglement for finite fine-structure splittings is lost already at rather low temperatures due to the phonon impact and the 2PR configuration with vanishing biexciton binding energy becomes more favorable for achieving the highest value of the concurrence.

ACKNOWLEDGMENTS

M. Cygorek thanks the Alexander-von-Humboldt foundation for support through a Feodor Lynen fellowship. A. Vagov acknowledges the support from the Russian Science Foundation under the Project 18-12-00429 which was used to study dynamical processes non-local in time by the path integral approach. We are further grateful for support by the Deutsche Forschungsgemeinschaft (DFG, German Research Foundation) via the project 419036043.

-
- ¹ N. Akopian, N. H. Lindner, E. Poem, Y. Berlatzky, J. Avron, D. Gershoni, B. D. Gerardot, and P. M. Petroff, *Phys. Rev. Lett.* **96**, 130501 (2006).
 - ² J.-W. Pan, Z.-B. Chen, C.-Y. Lu, H. Weinfurter, A. Zeilinger, and M. Żukowski, *Rev. Mod. Phys.* **84**, 777 (2012).
 - ³ A. Orioux, M. A. M. Versteegh, K. D. Jöns, and S. Ducci, *Rep. Prog. Phys.* **80**, 076001 (2017).
 - ⁴ K. D. Jöns, L. Schweickert, M. A. M. Versteegh, D. Dalacu, P. J. Poole, A. Gulinatti, A. Giudice, V. Zwiller, and M. E. Reimer, *Scientific Reports* **7**, 1700 (2017).
 - ⁵ R. M. Stevenson, R. J. Young, P. Atkinson, K. Cooper, D. A. Ritchie, and A. J. Shields, *Nature* **439**, 179 (2006).
 - ⁶ R. J. Young, R. M. Stevenson, P. Atkinson, K. Cooper, D. A. Ritchie, and A. J. Shields, *New Journal of Physics* **8**, 29 (2006).
 - ⁷ R. Hafenbrak, S. M. Ulrich, P. Michler, L. Wang, A. Rastelli, and O. G. Schmidt, *New Journal of Physics* **9**, 315 (2007).
 - ⁸ A. Dousse, J. Suffczynski, A. Beveratos, O. Krebs, A. Lemaître, I. Sagnes, J. Bloch, P. Voisin, and P. Senellart, *Nature* **466**, 217 (2010).
 - ⁹ E. del Valle, A. GonzalezTudela, E. Cancellieri, F. P. Laussy, and C. Tejedor, *New Journal of Physics* **13**, 113014 (2011).
 - ¹⁰ M. Müller, S. Bounouar, K. D. Jöns, M. Glässl, and P. Michler, *Nat. Photon.* **8**, 224 (2014).
 - ¹¹ R. Winik, D. Cogan, Y. Don, I. Schwartz, L. Gantz, E. R. Schmidgall, N. Livneh, R. Rapaport, E. Buks, and D. Gershoni, *Phys. Rev. B* **95**, 235435 (2017).
 - ¹² O. Benson, C. Santori, M. Pelton, and Y. Yamamoto, *Phys. Rev. Lett.* **84**, 2513 (2000).
 - ¹³ R. Johne, N. A. Gippius, G. Pavlovic, D. D. Solnyshkov, I. A. Shelykh, and G. Malpuech, *Phys. Rev. Lett.* **100**, 240404 (2008).
 - ¹⁴ R. M. Stevenson, R. J. Young, P. See, D. G. Gevaux, K. Cooper, P. Atkinson, I. Farrer, D. A. Ritchie, and A. J. Shields, *Phys. Rev. B* **73**, 033306 (2006).
 - ¹⁵ J. Zhang, J. S. Wildmann, F. Ding, R. Trotta, Y. Huo, E. Zallo, D. Huber, A. Rastelli, and O. G. Schmidt, *Nature Communications* **6**, 10067 (2015).
 - ¹⁶ S. Schumacher, J. Förstner, A. Zrenner, M. Florian, C. Gies, P. Gartner, and F. Jahnke, *Opt. Express* **20**, 5335 (2012).
 - ¹⁷ E. del Valle, *New Journal of Physics* **15**, 025019 (2013).
 - ¹⁸ W. K. Wootters, *Quantum Info. Comput.* **1**, 27 (2001).
 - ¹⁹ W. K. Wootters, *Phys. Rev. Lett.* **80**, 2245 (1998).
 - ²⁰ R. M. Stevenson, A. J. Hudson, A. J. Bennett, R. J. Young, C. A. Nicoll, D. A. Ritchie, and A. J. Shields, *Phys. Rev. Lett.* **101**, 170501 (2008).
 - ²¹ S. Bounouar, C. de la Haye, M. Strau, P. Schnauber, A. Thoma, M. Gschrey, J.-H. Schulze, A. Strittmatter, S. Rodt, and S. Reitzenstein, *Applied Physics Letters* **112**, 153107 (2018).
 - ²² M. Cygorek, F. Ungar, T. Seidelmann, A. M. Barth, A. Vagov, V. M. Axt, and T. Kuhn, *Phys. Rev. B* **98**, 045303 (2018).
 - ²³ J. Förstner, C. Weber, J. Danckwerts, and A. Knorr, *Phys. Rev. Lett.* **91**, 127401 (2003).
 - ²⁴ A. Vagov, M. D. Croitoru, V. M. Axt, T. Kuhn, and F. M. Peeters, *PRL* **98**, 227403 (2007).
 - ²⁵ A. J. Ramsay, A. V. Gopal, E. M. Gauger, A. Nazir, B. W. Lovett, A. M. Fox, and M. S. Skolnick, *PRL* **104**, 017402 (2010).
 - ²⁶ A. J. Ramsay, T. M. Godden, S. J. Boyle, E. M. Gauger, A. Nazir, B. W. Lovett, A. M. Fox, and M. S. Skolnick, *Phys. Rev. Lett.* **105**, 177402 (2010).
 - ²⁷ M. Glässl, A. M. Barth, and V. M. Axt, *Phys. Rev. Lett.* **110**, 147401 (2013).
 - ²⁸ P.-L. Ardel, L. Hanschke, K. A. Fischer, K. Müller, A. Kleinkauf, M. Koller, A. Bechtold, T. Simmet, J. Wierzbowski, H. Riedl, G. Abstreiter, and J. J. Finley, *Phys. Rev. B* **90**, 241404 (2014).
 - ²⁹ V. M. Axt, T. Kuhn, A. Vagov, and F. M. Peeters, *Phys. Rev. B* **72**, 125309 (2005).

- ³⁰ T. Jakubczyk, V. Delmonte, S. Fischbach, D. Wigger, D. E. Reiter, Q. Mermillod, P. Schnauber, A. Kagan-skiy, J.-H. Schulze, A. Strittmatter, S. Rodt, W. Langbein, T. Kuhn, S. Reitzenstein, and J. Kasprzak, *ACS Photonics* **3**, 2461 (2016).
- ³¹ S. Bounouar, M. Müller, A. M. Barth, M. Glässl, V. M. Axt, and P. Michler, *Phys. Rev. B* **91**, 161302(R) (2015).
- ³² D. E. Reiter, *Phys. Rev. B* **95**, 125308 (2017).
- ³³ D. P. S. McCutcheon and A. Nazir, *New Journal of Physics* **12**, 113042 (2010).
- ³⁴ I. Wilson-Rae and A. Imamoglu, *Phys. Rev. B* **65**, 235311 (2002).
- ³⁵ U. Hohenester, A. Laucht, M. Kaniber, N. Hauke, A. Neumann, A. Mohtashami, M. Seliger, M. Bichler, and J. J. Finley, *Phys. Rev. B* **80**, 201311 (2009).
- ³⁶ K. Müller, K. A. Fischer, A. Rundquist, C. Dory, K. G. Lagoudakis, T. Sarmiento, Y. A. Kelaita, V. Borish, and J. Vučković, *Phys. Rev. X* **5**, 031006 (2015).
- ³⁷ P. Kaer, T. R. Nielsen, P. Lodahl, A.-P. Jauho, and J. Mørk, *Phys. Rev. Lett.* **104**, 157401 (2010).
- ³⁸ P. Kaer, T. R. Nielsen, P. Lodahl, A.-P. Jauho, and J. Mørk, *Phys. Rev. B* **86**, 085302 (2012).
- ³⁹ C. Roy and S. Hughes, *Phys. Rev. X* **1**, 021009 (2011).
- ⁴⁰ M. Glässl, L. Sörgel, A. Vagov, M. D. Croitoru, T. Kuhn, and V. M. Axt, *Phys. Rev. B* **86**, 035319 (2012).
- ⁴¹ C. Roy and S. Hughes, *Phys. Rev. B* **85**, 115309 (2012).
- ⁴² S. Hughes and H. J. Carmichael, *New Journal of Physics* **15**, 053039 (2013).
- ⁴³ J. Iles-Smith, D. P. S. McCutcheon, A. Nazir, and J. Mørk, *Nature Photonics* **11**, 521 (2017).
- ⁴⁴ F. Troiani, J. I. Perea, and C. Tejedor, *Phys. Rev. B* **74**, 235310 (2006).
- ⁴⁵ A. Carmele and A. Knorr, *Phys. Rev. B* **84**, 075328 (2011).
- ⁴⁶ B. Krummheuer, V. M. Axt, and T. Kuhn, *PRB* **65**, 195313 (2002).
- ⁴⁷ L. Besombes, K. Kheng, L. Marsal, and H. Mariette, *Phys. Rev. B* **63**, 155307 (2001).
- ⁴⁸ A. Vagov, V. M. Axt, T. Kuhn, W. Langbein, P. Borri, and U. Woggon, *PRB* **70**, 201305(R) (2004).
- ⁴⁹ M. Thorwart, J. Eckel, and E. R. Mucciolo, *Phys. Rev. B* **72**, 235320 (2005).
- ⁵⁰ M. B. Harouni, *Laser Physics* **24**, 115202 (2014).
- ⁵¹ D. Heinze, A. Zrenner, and S. Schumacher, *Phys. Rev. B* **95**, 245306 (2017).
- ⁵² G. Lindblad, *Comm. Math. Phys.* **48**, 119 (1976).
- ⁵³ A. M. Barth, A. Vagov, and V. M. Axt, *Phys. Rev. B* **94**, 125439 (2016).
- ⁵⁴ M. Cygorek, A. M. Barth, F. Ungar, A. Vagov, and V. M. Axt, *Phys. Rev. B* **96**, 201201(R) (2017).
- ⁵⁵ A. Strathearn, P. Kirton, D. Kilda, J. Keeling, and B. W. Lovett, *Nature Communications* **9**, 3322 (2018).
- ⁵⁶ B. Krummheuer, V. M. Axt, T. Kuhn, I. D'Amico, and F. Rossi, *Phys. Rev. B* **71**, 235329 (2005).
- ⁵⁷ S. Lüker, T. Kuhn, and D. E. Reiter, *Phys. Rev. B* **96**, 245306 (2017).
- ⁵⁸ P. Machnikowski and L. Jacak, *PRB* **69**, 193302 (2004).
- ⁵⁹ A. Carmele, F. Milde, M.-R. Dachner, M. B. Harouni, R. Roknizadeh, M. Richter, and A. Knorr, *Phys. Rev. B* **81**, 195319 (2010).
- ⁶⁰ G. Pfanner, M. Seliger, and U. Hohenester, *Phys. Rev. B* **78**, 195410 (2008).
- ⁶¹ M. Cosacchi, M. Cygorek, F. Ungar, A. M. Barth, A. Vagov, and V. M. Axt, *Phys. Rev. B* **98**, 125302 (2018).