

# Spectrum Sharing between DSRC and WiFi: A Repeated Game Approach

Sneihil Gopal\*, Sanjit K. Kaul\* and Rakesh Chaturvedi†

\*Wireless Systems Lab, IIIT-Delhi, India

†Department of Social Sciences & Humanities, IIIT-Delhi, India  
{sneihilg, skkaul, rakesh}@iiitd.ac.in

**Abstract**—We model the coexistence of Dedicated Short Range Communications (DSRC) and WiFi networks, when they access a shared wireless medium, as a repeated game. Both the networks use a similar CSMA/CA like medium access mechanism. However, while a DSRC network cares for the freshness of status updates and desires to minimize the age of received updates, a WiFi network would like to maximize throughput. We define the stage game, which is parameterized by the average age of the DSRC network at the beginning of the stage, and derive its mixed strategy Nash equilibrium. We study the evolution of the equilibrium strategies over time and the resulting average discounted payoffs of the networks. It turns out that DSRC's requirement of timely updates works in favour of WiFi, making spectrum sharing with DSRC favorable for a WiFi network in comparison to sharing with another WiFi network. Specifically, as we show, the equilibrium strategy has the DSRC network, given its requirement of timeliness, occasionally refrain from transmitting during a stage. Such stages allow the WiFi network competition free access to the medium.

## I. INTRODUCTION

The proliferation of high data-rate applications has led the Federal Communications Commission (FCC) in the US to open up 195 MHz of additional spectrum for use by high throughput WiFi (802.11 ac) devices in the 5.35 – 5.47 GHz and 5.85 – 5.925 GHz bands. However, the FCC had previously allocated the 5.85 – 5.925 GHz band for vehicle-to-vehicle (V2V) or vehicle-to/from-infrastructure (V2I) communications, also known as Dedicated Short Range Communications (DSRC). These communications include that of safety messaging, which involves periodic broadcast of time sensitive state information by vehicles. Also, they use the physical and MAC layer as described in the IEEE 802.11p standard, which like WiFi uses a CSMA/CA based medium access mechanism.

While the additional spectrum can allow 802.11ac based WiFi networks to accommodate additional wide-bandwidth channels and therefore enhance support for high data-rate applications, the 5.85–5.925 GHz band, as shown in Figure 1, overlaps with the band reserved for vehicular communications leading to the possibility of WiFi networks deployed in this band interfering with V2V and V2I communications.

In this work, we investigate a repeated game theoretic approach to study the DSRC-WiFi coexistence problem. We assume networks are selfish players and aim to optimize their respective utilities i.e. the DSRC network aims to minimize the age of updates and WiFi devices seek to maximize their throughput. Specifically, we model the interaction between

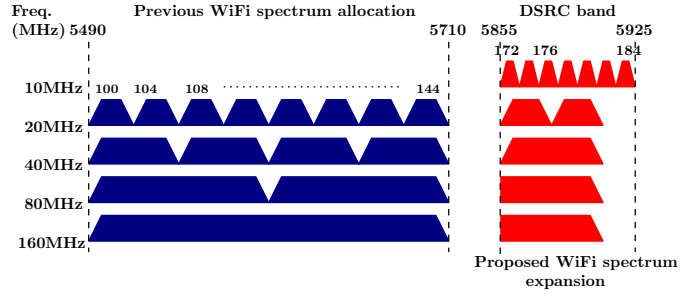


Fig. 1: DSRC and WiFi spectrum sharing in 5GHz.

DSRC and WiFi networks in each CSMA/CA slot as a non-cooperative stage game. We define the stage game, which is parameterized by the average age of the DSRC network at the beginning of the stage and derive its mixed strategy Nash equilibrium. We study the evolution of the equilibrium strategies over time and the resulting average discounted payoffs of the networks. We show that the equilibrium strategy of each network is independent of the other network and unlike traditional repeated games where the equilibrium strategies are static in each stage, DSRC's equilibrium strategy is dynamic and in each stage is a function of the average age seen at the beginning of the stage. The dynamic nature of DSRC's equilibrium strategy intertwines the utilities of the networks, even though the equilibrium strategies are independent.

We show that spectrum sharing with DSRC is beneficial for the WiFi network in contrast to sharing with another WiFi network. Unlike prior works on coexistence of CSMA/CA based networks, where networks access the medium aggressively to maximize their respective utilities [1], in DSRC-WiFi coexistence, DSRC's requirement of timely updates [2] makes it conservative. Specifically, we show that DSRC's equilibrium strategy occasionally refrains it from transmitting during a stage in order to ensure timeliness of updates. Such stages allow the WiFi network competition free access to the medium resulting in an increase in WiFi's payoff, hence making spectrum sharing with DSRC favourable.

The rest of the paper is organized as follows. Section II describes the related works. The network model is described in Section III. This is followed by formulation of the game in Section IV. In Section V, we discuss the results and we conclude with a summary of our observations in Section VI.

## II. RELATED WORK

Recent works such as [3]–[8] study the coexistence of DSRC and WiFi. In [3] authors provide an overview of 5.9 GHz band sharing and discuss coexistence solutions that protect DSRC users. In [6] and [7] authors study the impact of DSRC on WiFi and vice versa. In these earlier works authors provide an in-depth study of the inherent differences between the two technologies, the coexistence challenges and propose solutions to better coexistence. However, the aforementioned works look at the coexistence of DSRC and WiFi as the coexistence of two CSMA/CA based networks, with different MAC parameters, where the packets of the DSRC network take precedence over that of the WiFi network. Also, authors in [4]–[8] propose tweaking the MAC parameters of the WiFi network in order to protect the DSRC network. In contrast to [3]–[8], we look at the coexistence problem as that of coexistence of networks which have equal access rights to the spectrum, use similar access mechanisms but have different objectives.

Works such as [9]–[11] investigate age of information in wireless networks. In [9] authors study optimal control of status updates from a source to a remote monitor via a network server while ensuring data freshness. In [11], the author evaluates an updating policy between a source and a service facility using the status age timeliness metric and shows that a lazy updating policy is better than just in time updates as the latter wastes time in sending non-informative updates. In [10], authors analyze the age of information over multiaccess channels. As the main objective of the DSRC network is to periodically broadcast vehicular safety messaging, the goal being timely knowledge of state information at the vehicles, motivated by [9]–[11], we employ the metric of age to evaluate the performance of the DSRC network.

Note that while throughput as the payoff function has been extensively studied from the game theoretic point of view (for example, see [1], [12]), age as a payoff function has not garnered much attention yet. In [13] and [14], authors study an adversarial setting where one player aims to maintain the freshness of information updates while the other player aims to prevent this. Also, in our preliminary work [15], we propose a game theoretic approach to study the coexistence of DSRC and WiFi, where the DSRC network desires to minimize the time-average age of information and the WiFi network aims to maximize the average throughput. We studied the one-shot game and evaluated the Nash and Stackelberg equilibrium strategies. However, the model in [15] did not capture well the interaction of networks, evolution of their respective strategies and payoffs over time, which the repeated game model allows us to capture in this work. In this work, via the repeated game model we are able to shed better light on the DSRC-WiFi interaction and how their different utilities distinguish their coexistence from the coexistence of two utility maximizing CSMA/CA based networks.

## III. NETWORK MODEL

Our network consists of  $N_D$  DSRC and  $N_W$  WiFi nodes that contend for access to the shared wireless medium. In general, both DSRC and WiFi nodes access the medium using a CSMA/CA based mechanism in which nodes use contention windows (CW) and one or more backoff stages to gain access to the medium<sup>1</sup>. We will model this mechanism as in [16].

We assume that all nodes can sense each other's packet transmissions. This allows modeling the CSMA/CA mechanism as a slotted multiaccess system. A slot may be an idle slot in which no node transmits a packet or it may be a slot that sees a successful transmission. This happens when exactly one node transmits. If more than one node transmits, none of the transmissions are successfully decoded and the slot sees a collision. Further, we assume that all nodes always have a packet to send. The modeling in [16] shows that the CSMA/CA settings of minimum contention window ( $CW_{min}$ ), number of backoff stages and the number of nodes can be mapped to the probability with which a node attempts transmission in a slot. We use this probability to calculate the probabilities defined next. We will define the probabilities of interest for a certain network of nodes indexed  $\{1, 2, \dots, N\}$ .

Let  $\tau_i$  denote the probability with which node  $i$  attempts transmission in a slot. Let  $p_I$  be the probability of an idle slot, which is a slot in which no node transmits. We have

$$p_I = \prod_{i=1}^N (1 - \tau_i). \quad (1)$$

Let  $p_S^{(i)}$  be the probability of a successful transmission by node  $i$  in a slot and let  $p_S$  be the probability of a successful transmission in a slot. We say that node  $i$  sees a busy slot if in the slot node  $i$  doesn't transmit and exactly one other node transmits. Let  $p_S^{(-i)}$  be the probability that a busy slot is seen by node  $i$ . Let  $p_C$  be the probability that a collision occurs in a slot. We have

$$p_S^{(i)} = \tau_i \prod_{\substack{j=1 \\ j \neq i}}^N (1 - \tau_j), \quad p_S = \sum_{i=1}^N p_S^{(i)},$$

$$p_S^{(-i)} = \sum_{\substack{j=1 \\ j \neq i}}^N \tau_j \prod_{\substack{k=1 \\ k \neq j}}^N (1 - \tau_k) \text{ and } p_C = 1 - p_I - p_S. \quad (2)$$

Let  $\sigma_I$ ,  $\sigma_S$  and  $\sigma_C$  denote the lengths of an idle, successful, and collision slot, respectively. In this work, we assume  $\sigma_S = \sigma_C$ . The other case of practical interest, for when using RTS/CTS, is  $\sigma_S > \sigma_C$ . The analysis for this case can be carried

<sup>1</sup>In CSMA/CA, nodes employ a window based backoff mechanism to gain access to the medium. The node first senses the medium and if the medium is busy it chooses a backoff time uniformly from the interval  $[0, w - 1]$ , where  $w$  is set equal to  $CW_{min}$ . The interval is doubled after each unsuccessful transmission until the value equals  $CW_{max} = 2^m CW_{min}$ , where  $m$  is the maximum backoff stage. Note that a WiFi network typically uses multiple backoff stages whereas the DSRC network uses just one backoff stage for safety messaging.

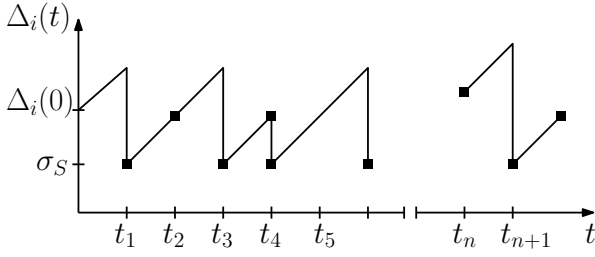


Fig. 2: DSRC node's sample path of age  $\Delta_i(t_n)$ .  $\Delta_i(0)$  is the initial age. A successful transmission resets the age to  $\sigma_S$ . The time instants  $t_i$  show the slot boundaries. The inter-slot intervals are determined by the type of slot.

out in a similar manner to that in this paper. We skip the details in this paper.

Next we define the throughput of a WiFi node and the age of a DSRC node in terms of the above probabilities and slot lengths. Note that nodes now include both WiFi and DSRC nodes.

#### A. Throughput of a WiFi node over a slot

Let the rate of transmission be fixed to  $r$  bits/sec in any slot. Define the throughput  $\Gamma_i$  of WiFi node  $i \in \{1, 2, \dots, N_W\}$  in a slot as the number of bits transmitted successfully in the slot. This is a random variable with probability mass function (PMF)

$$P[\Gamma_i = \gamma] = \begin{cases} p_S^{(i)} & \gamma = \sigma_S r, \\ 1 - p_S^{(i)} & \gamma = 0, \\ 0 & \text{otherwise.} \end{cases} \quad (3)$$

Using (3), we define the average throughput  $\tilde{\Gamma}_i$  of node  $i$  as

$$\tilde{\Gamma}_i = p_S^{(i)} \sigma_S r. \quad (4)$$

The average throughput of the WiFi network in a slot is

$$\tilde{\Gamma} = \frac{1}{N_W} \sum_{i=1}^{N_W} \tilde{\Gamma}_i. \quad (5)$$

Note that the throughput in a slot is independent of that in the previous slots.

#### B. Age of a DSRC node over a slot

Figure 2 shows an example sample path of the age  $\Delta_i(t_n)$  of a certain DSRC node  $i \in \{1, 2, \dots, N_D\}$ . We assume that a status update packet that a DSRC node attempts to transmit in a slot contains an update that is fresh at the beginning of the slot. As a result, node  $i$ 's age either resets to  $\sigma_S$  if it sees a successful transmission slot, or increases by  $\sigma_I$ ,  $\sigma_C$  or  $\sigma_S$ , respectively, in case it sees an idle slot, collision slot or a busy slot. Note that the age of a node at the end of a slot is determined by its age at the beginning of the slot and the type of the slot. In what follows we will drop the explicit mention of time  $t_n$  in any slot  $n$  and let  $\Delta_i$  be the age observed at the end and  $\Delta_i^-$  be the age observed at the beginning of a given slot by node  $i$ .

The age  $\Delta_i$ , observed by node  $i$  at the end of a slot is thus a random variable with PMF conditioned on age at the beginning of a slot given by

$$P[\Delta_i = \delta_i | \Delta_i^- = \delta_i^-] = \begin{cases} p_I & \delta_i = \delta_i^- + \sigma_I, \\ p_C & \delta_i = \delta_i^- + \sigma_C, \\ p_S^{(-i)} & \delta_i = \delta_i^- + \sigma_S, \\ p_S^{(i)} & \delta_i = \sigma_S, \\ 0 & \text{otherwise.} \end{cases} \quad (6)$$

Using (6), we define the conditional expected age

$$\begin{aligned} \tilde{\Delta}_i &\triangleq E[\Delta_i = \delta_i | \Delta_i^- = \delta_i^-] \\ &= (1 - p_S^{(i)}) \delta_i^- + (p_I \sigma_I + p_S \sigma_S + p_C \sigma_C). \end{aligned} \quad (7)$$

The average age of the DSRC network at the end of the slot is

$$\tilde{\Delta} = \frac{1}{N_D} \sum_{i=1}^{N_D} \tilde{\Delta}_i. \quad (8)$$

### IV. THE DSRC-WiFi REPEATED GAME

We define a repeated game to model the interaction between DSRC and WiFi networks. In every CSMA/CA slot, networks must compete for access with the goal of maximizing their expected payoff over an infinite horizon (a countably infinite number of slots). We capture the interaction in a slot as a non-cooperative stage game  $G$ . The interaction over the infinite horizon is modeled as the stage game played repeatedly in every slot and defined as  $G^\infty$ . Next, we define these games in detail.

#### A. Stage game

We define a parameterized strategic one-shot game  $G = (\mathcal{N}, (\mathcal{S}_k)_{k \in \mathcal{N}}, (u_k)_{k \in \mathcal{N}}, \tilde{\Delta}^-)$ , where  $\mathcal{N}$  is the set of players,  $\mathcal{S}_k$  is the set of strategy of player  $k$ ,  $u_k$  is the payoff of player  $k$  and  $\tilde{\Delta}^-$  is the additional parameter input to the game  $G$ , which is the average age (8) of DSRC network seen at the beginning of the slot. We define the game  $G$  in detail.

- **Players:** We have two players namely the DSRC ( $D$ ) and WiFi ( $W$ ) networks. Specifically,  $\mathcal{N} = \{D, W\}$ .
- **Strategy:** Let  $T$  denote transmit and  $I$  denote idle. For the DSRC network comprising of  $N_D$  nodes, the set of pure strategies is  $\mathcal{S}_D \triangleq \mathbb{S}_1 \times \mathbb{S}_2 \times \dots \times \mathbb{S}_{N_D}$ , where  $\mathbb{S}_i = \{T, I\}$  is the set of strategies for a certain DSRC node  $i \in \{1, 2, \dots, N_D\}$ . Similarly, for the WiFi network comprising of  $N_W$  nodes, the set of pure strategies is  $\mathcal{S}_W \triangleq \mathbb{S}_1 \times \mathbb{S}_2 \times \dots \times \mathbb{S}_{N_W}$ , where  $\mathbb{S}_i = \{T, I\}$  is the set of strategies for a certain WiFi node  $i \in \{1, 2, \dots, N_W\}$ . We allow networks to play mixed strategies. In general, for the strategic game  $G$ , we can define  $\Phi_k$  as the set of all probability distributions over the set of strategies  $\mathcal{S}_k$  of player  $k$ , where  $k \in \mathcal{N}$ . A mixed strategy for player  $k$  is an element  $\phi_k \in \Phi_k$ , such that  $\phi_k$  is a probability distribution over  $\mathcal{S}_k$ . For example, for a DSRC network with  $N_D = 2$ , the set of pure strategies for the DSRC network is  $\mathcal{S}_D = \mathbb{S}_1 \times \mathbb{S}_2 = \{(T, T), (T, I), (I, T), (I, I)\}$

and the probability distribution over  $\mathcal{S}_D$  is  $\phi_D$  such that  $\phi_D(s_D) \geq 0$  for all  $s_D \in \mathcal{S}_D$  and  $\sum_{s_D \in \mathcal{S}_D} \phi_D(s_D) = 1$ . In this work, we restrict ourselves to the space of probability distributions such that the mixed strategies of the DSRC network are a function of  $\tau_D$  and that of the WiFi network are a function of  $\tau_W$ , where  $\tau_D$  and  $\tau_W$ , as defined earlier, are the probabilities with which nodes in the DSRC and WiFi network, respectively, attempt transmission in a slot. Specifically, we force all the nodes to choose the same probability to attempt transmission. As a result, the probability distribution  $\phi_D$  for the DSRC network with  $N_D = 2$ , parameterized by  $\tau_D$ , is  $\phi_D = \{\phi_D(T, T), \phi_D(T, I), \phi_D(I, T), \phi_D(I, I)\} = \{\tau_D^2, \tau_D(1 - \tau_D), (1 - \tau_D)\tau_D, (1 - \tau_D)^2\}$ . Similarly, the probability distribution  $\phi_W$  for a WiFi network with  $N_W = 2$ , parameterized by  $\tau_W$ , is  $\phi_W = \{\phi_W(T, T), \phi_W(T, I), \phi_W(I, T), \phi_W(I, I)\} = \{\tau_W^2, \tau_W(1 - \tau_W), (1 - \tau_W)\tau_W, (1 - \tau_W)^2\}$ . We therefore allow DSRC and WiFi to choose  $\tau_D \in [0, 1]$  and  $\tau_W \in [0, 1]$ , respectively, to compute the mixed strategies.

- **Payoffs:** We have  $N_W$  WiFi nodes that attempt transmission with probability  $\tau_W$  and  $N_D$  DSRC nodes that attempt transmission with probability  $\tau_D$ . Thus, by substituting  $\tau_i = \tau_W$  for  $i$  that is a WiFi node and  $\tau_i = \tau_D$  for  $i$  that is a DSRC node, we can calculate the probabilities (1)-(2) of both WiFi and DSRC nodes. The probabilities can be substituted in (3)-(4) and (6)-(7), respectively, to obtain the average throughput in (5) average age in (8). We use these to obtain the stage payoffs  $u_W$  and  $u_D$  of WiFi and DSRC. They are

$$u_W(\tau_D, \tau_W) = \tilde{\Gamma}(\tau_D, \tau_W), \quad (9)$$

$$u_D(\tau_D, \tau_W) = -\tilde{\Delta}(\tau_D, \tau_W). \quad (10)$$

The networks would like to maximize their payoffs.

### B. Mixed Strategy Nash Equilibrium

As stated earlier, we allow players to randomize between pure strategies and find the mixed strategy Nash equilibrium (MSNE). For a strategic game  $G$  defined in Section IV-A, a mixed-strategy profile  $\phi^* = (\phi_D^*, \phi_W^*)$  is a Nash equilibrium [17], if  $\phi_k^*$  is the best response of player  $k$  to his opponents' mixed strategy  $\phi_{-k}^* \in \Phi_{-k}$ , for all  $k \in \mathcal{N}$ . We have

$$u_k(\phi_k^*, \phi_{-k}^*) \geq u_k(\phi_k, \phi_{-k}^*), \quad \forall \phi_k \in \Phi_k,$$

where  $\phi^* \in \Phi = \prod_{k=1}^{|\mathcal{N}|} \Phi_k$  is the profile of mixed strategy. Since the probability distributions  $\phi_D$  and  $\phi_W$  are parameterized by  $\tau_D$  and  $\tau_W$ , respectively, we find  $\tau = [\tau_D^*, \tau_W^*]$  in order to compute the mixed strategy Nash equilibrium.

**Proposition 1.** *The parameter  $\tau = [\tau_D^*, \tau_W^*]$  required to compute the mixed strategy Nash equilibrium  $\phi^* = (\phi_D^*, \phi_W^*)$ ,*

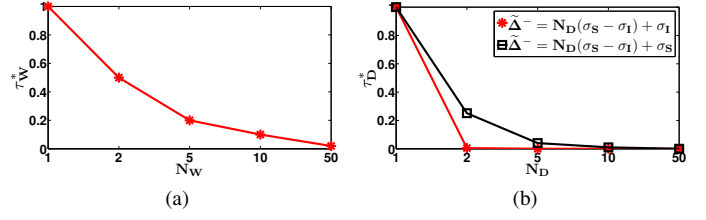


Fig. 3: Access probability for (a) WiFi network, and (b) DSRC network with  $\tilde{\Delta}^- = N_D(\sigma_S - \sigma_I) + \sigma_I$  and  $\tilde{\Delta}^- = N_D(\sigma_S - \sigma_I) + \sigma_S$ , for different selections of  $N_D$  and  $N_W$ .

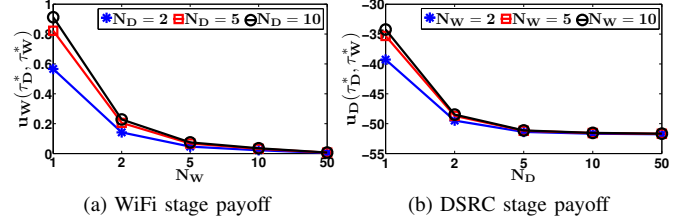


Fig. 4: Stage payoff of WiFi and DSRC networks for different selections of  $N_W$  and  $N_D$ . The DSRC stage utilities correspond to  $\tilde{\Delta}^- = N_D(\sigma_S - \sigma_I) + \sigma_S$ .

for the 2-player one-shot game  $G$  when  $\sigma_S = \sigma_C$  is

$$\tau_D^* = \begin{cases} \frac{N_D(\sigma_I - \sigma_S) + \tilde{\Delta}^-}{N_D(\sigma_I - \sigma_C + \tilde{\Delta}^-)} & \tilde{\Delta}^- > N_D(\sigma_S - \sigma_I), \\ 0 & \text{otherwise} \end{cases} \quad (11a)$$

$$\tau_W^* = \frac{1}{N_W}. \quad (11b)$$

**Proof:** The proof is given in Appendix A.

As seen in (11a) and (11b), the access probabilities  $\tau_D^*$  and  $\tau_W^*$  required to compute the equilibrium strategies of DSRC and WiFi, respectively, have the following unique properties: (i) both  $\tau_D^*$  and  $\tau_W^*$  are independent of the number of nodes and access probability of the other network and (ii)  $\tau_D^*$  in any slot is a function of average age observed at the beginning of the slot i.e.  $\tilde{\Delta}^-$ . As a result, the equilibrium strategy of each network is also its dominant strategy and DSRC's equilibrium strategy in any slot is a function of  $\tilde{\Delta}^-$ . Figure 3 shows the  $\tau_W^*$  and  $\tau_D^*$  for WiFi and DSRC networks, respectively, corresponding to different selection of nodes in the network. We show  $\tau_D^*$  for  $\tilde{\Delta}^- = N_D(\sigma_S - \sigma_I) + \sigma_I$  and  $\tilde{\Delta}^- = N_D(\sigma_S - \sigma_I) + \sigma_S$ . This choice of  $\tilde{\Delta}^-$  gives  $\tau_D^* > 0$  (see (11a)). Figure 3b shows that the access probability of DSRC network increases from 0.0050 to 0.2512 with increase in  $\tilde{\Delta}^-$  from  $N_D(\sigma_S - \sigma_I) + \sigma_I$  to  $N_D(\sigma_S - \sigma_I) + \sigma_S$  for  $N_D = 2$ . Also, the access probability of DSRC network decreases from 1 to 0.0004 as number of nodes in the DSRC networks increases from 1 to 50 for  $\tilde{\Delta}^- = N_D(\sigma_S - \sigma_I) + \sigma_S$ .

A distinct feature of the stage game is the effect of *self-contention* and *competition* on the network utilities which we had also observed in our earlier work [15]. We define self-

contention as the impact of nodes within one's own network and competition as the impact of nodes in the other network. Figure 4 shows the affect of self-contention and competition on the network utilities, when networks play their respective equilibrium strategies. As shown in Figure 4a, as the number of nodes in the DSRC network increase, the payoff of the WiFi network increases. Intuitively, since increase in the number of DSRC nodes results in increase in competition, the WiFi payoff should decrease. However, the WiFi payoff increases. For example, for  $N_W = 2$ , as shown in Figure 4a, the WiFi payoff increases from 0.1416 to 0.2281 as  $N_D$  increases from 2 to 10. This increase is due to increase in self-contention within the DSRC network which forces the network to be conservative and hence benefits the WiFi network. Similarly as shown in Figure 4b, as the number of WiFi nodes increases the DSRC payoff improves.

### C. Repeated game

As the networks coexist over a long period of time, the one-shot game defined in Section IV-A is played in every stage (slot)  $n \in \{1, 2, \dots\}$ . We consider an infinitely repeated game, defined as  $G^\infty$ , with perfect monitoring [18] i.e. at the end of each stage, all players observe the action profile chosen by every other player. In addition to the action profiles, players also observe the age of DSRC network at the end of each stage.

Player  $k$ 's average discounted payoff for the game  $G^\infty$ , where  $k \in \mathcal{N}$  is

$$U_k = E_\phi \left\{ (1 - \alpha) \sum_{n=1}^{\infty} \alpha^{n-1} u_k(\phi) \right\}. \quad (12)$$

where, the expectation is taken with respect to the strategy profile  $\phi$ ,  $u_k(\phi)$  is player  $k$ 's payoff in stage  $n$  and  $0 < \alpha < 1$  is the discount factor. Note that a discount factor  $\alpha$  closer to 1 means that the player values not only the stage payoff but also the payoff in the future i.e. the player is far-sighted, whereas  $\alpha$  closer to 0 means that the player is myopic and values only the current payoff. By substituting (9) and (10) in (12), we can obtain the average discounted payoffs  $U_W$  and  $U_D$  of WiFi and DSRC, respectively.

Note that unlike traditional repeated games, where the equilibrium strategies are static in each stage, the DSRC equilibrium strategy as seen in (11a) is dynamic and in any stage is a function of the average age seen at the beginning of the stage. This dynamic nature of DSRC equilibrium strategy intertwines the utilities of the networks, even though the equilibrium strategy of each network is independent of the other network.

Figure 5 shows the payoffs (see (9)-(10)) and the access probabilities of WiFi and DSRC for the repeated game  $G^\infty$ . The results correspond to a DSRC-WiFi coexistence with  $N_D = N_W = 5$ . Figure 5b and 5c, illustrating the evolution of age and access probability of the DSRC network, are interlinked. As shown in (11a),  $\tau_D^*$ , is a function of age observed in the beginning of a stage. The threshold value i.e.  $N_D(\sigma_S - \sigma_1)$ , for  $N_D = N_W = 5$ ,  $\sigma_S = 1 + \beta$ ,  $\sigma_1 = \beta$

and  $\beta = 0.01$  is 5. As a result, nodes in the DSRC network access the medium with  $\tau_D^* > 0$  in any stage  $n$  only if the average age in the  $(n-1)^{th}$  stage exceeds a threshold value i.e.  $\tilde{\Delta}_n^- > 5$ , otherwise  $\tau_D^* = 0$ . For instance, in Figure 5c,  $\tau_D^* = 0$  for  $n \in [37, 41]$  since  $\tilde{\Delta}_n^- < 5$ , however, for  $n = 42$ ,  $\tau_D^* = 0.0030$  as  $\tilde{\Delta}_{42}^- = 6.0700$  exceeds the threshold value.

## V. RESULTS

In this section, we first discuss the simulation setup and later the results. For what follows, we set  $\sigma_1 = \beta$ ,  $0 < \beta < 1$ , and  $\sigma_S = \sigma_C = (1 + \beta)$ . In practice, the idle slot is much smaller than a collision or a successful transmission slot, that is,  $\beta \ll 1$ . We select  $\beta = 0.01$  for the simulation results discussed ahead. We make different selections of  $N_D$  and  $N_W$  to illustrate the impact of self-contention and competition. Specifically, we simulate for  $N_D \in \{1, 2, 5, 10, 50\}$  and  $N_W \in \{1, 2, 5, 10, 50\}$ . We consider  $\alpha \in [0.01, 0.99]$  for computing the discounted payoffs. Different selections of  $\alpha$  allow us to study the behavior of myopic and far-sighted players. We use Monte Carlo simulations to compute the average discounted payoff of DSRC and WiFi networks. We compute the average over 100,000 independent runs each comprising of 1000 stages. For each run, we consider the initial age  $\tilde{\Delta}_1^- = \sigma_S = (1 + \beta)$ . Also, we fix the rate of transmission ( $r$ ) for each node in the WiFi network to 1 bit/sec.

To understand the impact of coexistence on DSRC and WiFi networks, we consider three coexistence scenarios: (i) a DSRC network coexists with a WiFi network, (ii) a DSRC network coexists with another DSRC network and (iii) a WiFi network coexists with another WiFi network. Similar to DSRC-WiFi coexistence, networks in DSRC-DSRC and WiFi-WiFi coexistence randomize between pure strategies<sup>2</sup>. Figure 6 shows the discounted payoff with respect to the discount factor  $\alpha$  for the above coexistence scenario. We now discuss the impact of DSRC network on WiFi payoff and WiFi network on DSRC payoff in detail.

*Impact of DSRC network on WiFi payoff:* As shown in Figure 6a, the WiFi network sees significant improvement in payoff when the coexisting network is DSRC. This improvement in WiFi payoff is due to the dynamic nature of the DSRC equilibrium strategy (11a). The empirical frequency of occurrence of  $\tau_D^* = 0$  when DSRC coexists with WiFi and each network has 5 nodes is 0.13. This means that the WiFi network gets an additional 13% stages to transmit without any competition from the DSRC network in DSRC-WiFi

<sup>2</sup>The parameter  $\tau_k^*$ , where  $k \in \{D_A, D_B\}$ , required to compute the mixed strategy Nash equilibrium  $\phi^* = (\phi_{D_A}^*, \phi_{D_B}^*)$ , for DSRC-DSRC coexistence with  $N_{D_A}$  and  $N_{D_B}$  nodes in DSRC network A and B, respectively, is

$$\tau_k^* = \begin{cases} \frac{N_k(\sigma_1 - \sigma_S) + \tilde{\Delta}^-}{N_k(\sigma_1 - \sigma_C + \tilde{\Delta}^-)} & \text{if } \tilde{\Delta}^- > N_k(\sigma_S - \sigma_1), \\ 0 & \text{otherwise.} \end{cases}$$

Similarly, the parameter  $\tau_k^*$ , where  $k \in \{W_A, W_B\}$ , required to compute the mixed strategy Nash equilibrium  $\phi^* = (\phi_{W_A}^*, \phi_{W_B}^*)$ , for WiFi-WiFi coexistence with  $N_{W_A}$  and  $N_{W_B}$  nodes in WiFi network A and B, respectively, is  $\tau_k^* = 1/N_k$ .

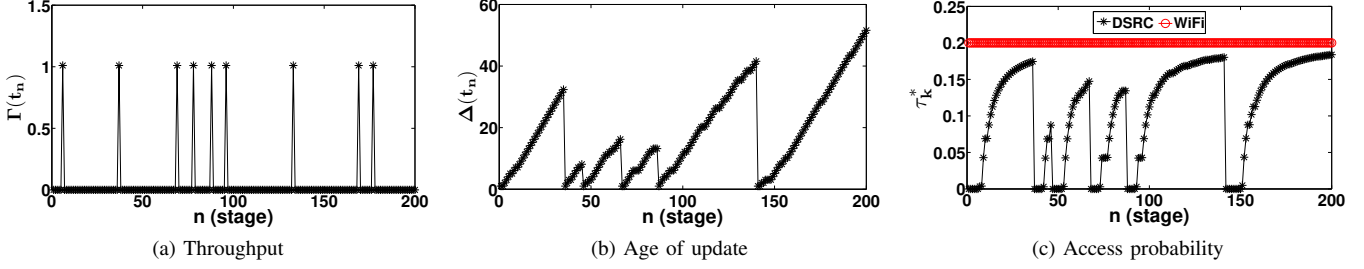


Fig. 5: Illustration of per stage (a) throughput of WiFi network (b) age of DSRC network and (c) access probability of DSRC and WiFi network wrt stage obtained from an independent run. The results correspond to  $N_D = 5$ ,  $N_W = 5$ ,  $\sigma_s = \sigma_c = 1 + \beta$ ,  $\sigma_1 = \beta$  and  $\beta = 0.01$ .

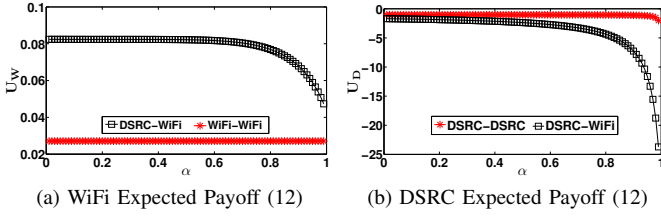


Fig. 6: Discounted payoff of WiFi and DSRC to illustrate the impact of coexistence. Networks under study comprises of 5 nodes each.

coexistence as compared to WiFi-WiFi coexistence. Consequently, the empirical frequency of WiFi network seeing a successful transmission increases from 0.027 as seen in WiFi-WiFi coexistence to 0.043 in DSRC-WiFi coexistence. Also, the empirical frequency of failed transmissions (collision) decreases from 0.624 as seen in WiFi-WiFi coexistence to 0.017 in DSRC-WiFi coexistence. Table I shows the empirical frequency of successful transmission, collision and  $\tau_D^* = 0$  for different scenarios under study.

Figure 7a shows the discounted payoff of the WiFi network for both DSRC-WiFi and WiFi-WiFi coexistence. As shown in Figure 7a, the benefits for WiFi in DSRC-WiFi coexistence further increases, as the size of the DSRC network increases. This is due to the increase in *self-contention* within the DSRC network, which forces it to be conservative. As shown in (11a), the age threshold  $N_D(\sigma_s - \sigma_1)$  increases with increase in  $N_D$ . As a result, the frequency of occurrence of  $\tau_D^* = 0$  increases. We illustrate the increase in the frequency of occurrence of  $\tau_D^* = 0$  with increasing number of DSRC nodes in Figure 7b. This increase in the frequency of occurrence of  $\tau_D^* = 0$  works in favour of WiFi.

*Impact of WiFi network on DSRC payoff:* As shown in Figure 6b, DSRC network sees a larger age when it coexists with WiFi network as compared to when it coexists with another DSRC network. The frequency of occurrence of  $\tau_D^* = 0$  as shown in Table I is 0.877 and 0.13 for DSRC-DSRC and DSRC-WiFi coexistence, respectively. While the frequency of occurrence of  $\tau_D^* = 0$  in DSRC-DSRC coexistence is higher than in the DSRC-WiFi coexistence, the age in the former coexistence scenario is still smaller than that in the latter. This is due to the increase in contention from the WiFi network,

TABLE I: Empirical frequency of successful transmission, collision and occurrence of  $\tau_D^* = 0$  for different coexistence scenarios computed over 100,000 independent runs with 1000 stages each. Networks under study comprises of 5 nodes each and the calculations are done for  $\beta = 0.01$ .

Coexistence scenario (A-B)	Frequency of successful transmission in Network A	Frequency of successful transmission in Network B	Frequency of collision	Frequency of $\tau_D^* = 0$ (A, B)
DSRC-DSRC	0.004	0.004	0.002	0.877, 0.877
DSRC-WiFi	0.021	0.043	0.017	0.13, NA
WiFi-WiFi	0.027	0.027	0.624	NA, NA

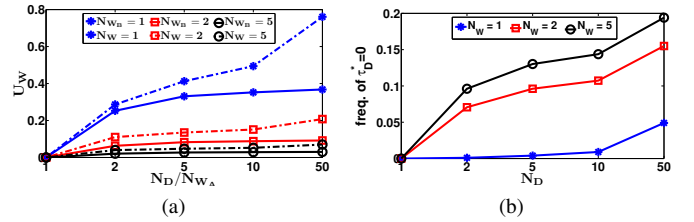


Fig. 7: Variation in (a) discounted payoff of WiFi network in WiFi-WiFi (solid line) and DSRC-WiFi (dashed line) coexistence scenario and (b) frequency of  $\tau_D^* = 0$ , with respect to increasing number of DSRC nodes. Computations are done for  $\beta = 0.01$  and  $\alpha = 0.99$ .

which has a static equilibrium strategy  $\tau_W^* = 1/N_W$  and which increases the probability of collision from 0.002 in DSRC-DSRC coexistence to 0.017 in DSRC-WiFi coexistence as shown in Table I. Therefore, spectrum sharing with WiFi is detrimental for DSRC as compared to sharing with another DSRC network.

## VI. CONCLUSION

We formulated a repeated game to study the DSRC-WiFi coexistence problem. We characterized the mixed strategy Nash equilibrium of the stage game and studied the evolution of the equilibrium strategies over time and the resulting average discounted payoffs of the networks. We showed that unlike WiFi-WiFi coexistence where nodes in both the networks access the medium aggressively to maximize their respective throughputs, in DSRC-WiFi coexistence, DSRC's requirement of timely updates makes it conservative and occasionally refrains its nodes from accessing the medium. This works



in favour of WiFi, therefore, making spectrum sharing with DSRC beneficial for the WiFi network in comparison to when WiFi shares the medium with another WiFi network. In addition, we showed that spectrum sharing with WiFi is detrimental to DSRC in comparison to sharing with another DSRC network.

## REFERENCES

- [1] M. Cagalj, S. Ganeriwal, I. Aad, and J.-P. Hubaux, "On selfish behavior in csma/ca networks," in *INFOCOM 2005. 24th Annual Joint Conference of the IEEE Computer and Communications Societies. Proceedings IEEE*, vol. 4. IEEE, 2005, pp. 2513–2524.
- [2] S. Kaul, M. Gruteser, V. Rai, and J. Kenney, "Minimizing age of information in vehicular networks," in *Sensor, Mesh and Ad Hoc Communications and Networks (SECON), 2011 8th Annual IEEE Communications Society Conference on*. IEEE, 2011, pp. 350–358.
- [3] J. Lansford, J. B. Kenney, and P. Ecclesine, "Coexistence of unlicensed devices with dsrc systems in the 5.9 ghz its band," in *Vehicular Networking Conference (VNC), 2013 IEEE*. IEEE, 2013, pp. 9–16.
- [4] Y. Park and H. Kim, "On the coexistence of ieee 802.11 ac and wave in the 5.9 ghz band," *IEEE Communications Magazine*, vol. 52, no. 6, pp. 162–168, 2014.
- [5] B. Cheng, H. Lu, A. Rostami, M. Gruteser, and J. B. Kenney, "Impact of 5.9 ghz spectrum sharing on dsrc performance," in *Vehicular Networking Conference (VNC), 2017 IEEE*. IEEE, 2017, pp. 215–222.
- [6] J. Liu, G. Naik, and J.-M. J. Park, "Coexistence of dsrc and wi-fi: Impact on the performance of vehicular safety applications," in *Communications (ICC), 2017 IEEE International Conference on*. IEEE, 2017, pp. 1–6.
- [7] G. Naik, J. Liu, and J.-M. J. Park, "Coexistence of dedicated short range communications (dsrc) and wi-fi: Implications to wi-fi performance," in *Proc. IEEE INFOCOM*, 2017.
- [8] I. Khan and J. Härrä, "Can ieee 802.11 p and wi-fi coexist in the 5.9 ghz its band?" in *A World of Wireless, Mobile and Multimedia Networks (WoWMoM), 2017 IEEE 18th International Symposium on*. IEEE, 2017, pp. 1–6.
- [9] Y. Sun, E. Uysal-Biyikoglu, R. D. Yates, C. E. Koksal, and N. B. Shroff, "Update or wait: How to keep your data fresh," *IEEE Transactions on Information Theory*, 2017.
- [10] R. D. Yates and S. K. Kaul, "Status updates over unreliable multiaccess channels," in *Information Theory (ISIT), 2017 IEEE International Symposium on*. IEEE, 2017, pp. 331–335.
- [11] R. D. Yates, "Lazy is timely: Status updates by an energy harvesting source," in *Information Theory (ISIT), 2015 IEEE International Symposium on*. IEEE, 2015, pp. 3008–3012.
- [12] L. Chen, S. H. Low, and J. C. Doyle, "Random access game and medium access control design," *IEEE/ACM Transactions on Networking (TON)*, vol. 18, no. 4, pp. 1303–1316, 2010.
- [13] G. D. Nguyen, S. Kompella, C. Kam, J. E. Wieselthier, and A. Ephremides, "Impact of hostile interference on information freshness: A game approach," in *Modeling and Optimization in Mobile, Ad Hoc, and Wireless Networks (WiOpt), 2017 15th International Symposium on*. IEEE, 2017, pp. 1–7.
- [14] Y. Xiao and Y. Sun, "A dynamic jamming game for real-time status updates," *arXiv preprint arXiv:1803.03616*, 2018.
- [15] S. Gopal and S. K. Kaul, "A game theoretic approach to dsrc and wifi coexistence," in *IEEE INFOCOM 2018 - IEEE Conference on Computer Communications Workshops (INFOCOM WKSHPS)*, April 2018, pp. 565–570.
- [16] G. Bianchi, "Performance analysis of the ieee 802.11 distributed coordination function," *IEEE Journal on selected areas in communications*, vol. 18, no. 3, pp. 535–547, 2000.
- [17] Z. Han, D. Niyato, W. Saad, T. Başar, and A. Hjørungnes, *Game Theory in Wireless and Communication Networks: Theory, Models, and Applications*. Cambridge University Press, 2011.
- [18] G. J. Mailath and L. Samuelson, *Repeated games and reputations: long-run relationships*. Oxford university press, 2006.

## APPENDIX A

### MIXED STRATEGY NASH EQUILIBRIUM (MSNE)

We define  $\tau = [\tau_D^*, \tau_W^*]$  as the parameter required to compute the mixed strategy Nash equilibrium of the one-shot

game. We begin by finding the  $\tau_D^*$  of the DSRC network by solving the optimization problem

$$\begin{aligned} \text{OPT I: } & \underset{\tau_D}{\text{minimize}} \quad u_D \\ & \text{subject to} \quad 0 \leq \tau_D \leq 1. \end{aligned} \quad (13)$$

where,  $u_D$  is the payoff of the DSRC network defined as

$$\begin{aligned} u_D = & (1 - \tau_D(1 - \tau_D))^{(N_D-1)}(1 - \tau_W)^{N_W} \tilde{\Delta}^- \\ & + (1 - \tau_D)^{N_D}(1 - \tau_W)^{N_W}(\sigma_I - \sigma_C) + \sigma_C \\ & + (N_D \tau_D(1 - \tau_D))^{(N_D-1)}(1 - \tau_W)^{N_W} \\ & + N_W \tau_W(1 - \tau_W)^{(N_W-1)}(1 - \tau_D)^{N_D}(\sigma_S - \sigma_C). \end{aligned}$$

The Lagrangian of the optimization problem (13) is

$$\mathcal{L}(\tau_D, \mu) = u_D - \mu_1 \tau_D + \mu_2 (\tau_D - 1).$$

where  $\mu = [\mu_1, \mu_2]^T$  is the Karush-Kuhn-Tucker (KKT) multiplier vector. The first derivative of the objective function in (13) is

$$\begin{aligned} u'_D = & -\tilde{\Delta}^-(1 - \tau_W)^{N_W}[(1 - \tau_D)^{(N_D-1)} - (N_D - 1) \\ & \tau_D(1 - \tau_D)^{(N_D-2)}] + (\sigma_S - \sigma_C)[(1 - \tau_W)^{N_W}(N_D(1 - \tau_D)^{(N_D-1)} \\ & - N_D(N_D - 1)\tau_D(1 - \tau_D)^{(N_D-2)}) - N_D N_W \tau_W(1 - \tau_W)^{(N_W-1)} \\ & (1 - \tau_D)^{N_D-1}] - (\sigma_I - \sigma_C)N_D(1 - \tau_W)^{N_W}(1 - \tau_D)^{(N_D-1)}. \end{aligned}$$

The KKT conditions can be written as

$$u'_D - \mu_1 + \mu_2 = 0, \quad (14a)$$

$$-\mu_1 \tau_D = 0, \quad (14b)$$

$$\mu_2 (\tau_D - 1) = 0, \quad (14c)$$

$$-\tau_D \leq 0, \quad (14d)$$

$$\tau_D - 1 \leq 0, \quad (14e)$$

$$\mu = [\mu_1, \mu_2]^T \geq 0. \quad (14f)$$

We consider three cases. In case (i), we consider  $\mu_1 = \mu_2 = 0$ . From the stationarity condition (14a), we get

$$\tau_D = \frac{(1 - \tau_W)(\tilde{\Delta}^- - N_D(\sigma_S - \sigma_I)) + N_D N_W \tau_W(\sigma_S - \sigma_C)}{\left( (1 - \tau_W)N_D(\tilde{\Delta}^- + (\sigma_I - \sigma_C) - N_D(\sigma_S - \sigma_C)) + N_D N_W \tau_W(\sigma_S - \sigma_C) \right)}. \quad (15)$$

In case (ii) we consider  $\mu_1 \geq 0, \mu_2 = 0$ . Again, using (14a), we get  $\mu_1 = u'_D$ . From (14f), we have  $\mu_1 \geq 0$ , therefore,  $u'_D \geq 0$ . On solving this inequality on  $u'_D$  we get,  $\tilde{\Delta}^- \leq \tilde{\Delta}_{\text{thr},0}^-$ , where  $\tilde{\Delta}_{\text{thr},0}^- = N_D(\sigma_S - \sigma_I) - \frac{N_D N_W \tau_W(\sigma_S - \sigma_C)}{(1 - \tau_W)}$ .

Finally, in case (iii) we consider  $\mu_1 = 0, \mu_2 \geq 0$ . On solving (14a), we get  $\tilde{\Delta}^- \leq \tilde{\Delta}_{\text{thr},1}^-$ , where  $\tilde{\Delta}_{\text{thr},1}^- = N_D(\sigma_S - \sigma_C)$ .

Therefore, the solution from the KKT condition is

$$\tau_D^* = \begin{cases} \tilde{\Delta}_{\text{thr},0}^- & \text{If } \max\{\tilde{\Delta}_{\text{thr},0}^-, \tilde{\Delta}_{\text{thr},1}^-\} = \tilde{\Delta}_{\text{thr},1}^- \\ \tau_D \text{ (see (15))} & \tilde{\Delta}^- > \tilde{\Delta}_{\text{thr},1}^- \\ 1 & \text{otherwise.} \end{cases} \quad (16)$$

$$\begin{aligned} & \text{If } \max\{\tilde{\Delta}_{\text{thr},0}^-, \tilde{\Delta}_{\text{thr},1}^-\} = \tilde{\Delta}_{\text{thr},0}^- \\ \tau_D^* &= \begin{cases} \tau_D & (\text{see (15)}) \quad \tilde{\Delta}^- > \tilde{\Delta}_{\text{thr},0}^-, \\ 0 & \text{otherwise.} \end{cases} \end{aligned} \quad (17)$$

Under the assumption that length of successful transmission is equal to the length of collision i.e.  $\sigma_S = \sigma_C$ , (16) and (17) reduces to

$$\tau_D^* = \begin{cases} \frac{N_D(\sigma_I - \sigma_S) + \tilde{\Delta}^-}{N_D(\sigma_I - \sigma_C + \tilde{\Delta}^-)} & \tilde{\Delta}^- > N_D(\sigma_S - \sigma_I), \\ 0 & \text{otherwise.} \end{cases} \quad (18)$$

Similarly, we find  $\tau_W^*$  for the WiFi network by solving the optimization problem

$$\begin{aligned} \text{OPT II: } & \underset{\tau_W}{\text{minimize}} && -u_W \\ & \text{subject to} && 0 \leq \tau_W \leq 1. \end{aligned} \quad (19)$$

where,  $u_W$  is the payoff of the WiFi network defined as

$$u_W = \tau_W(1 - \tau_W)^{(N_W-1)}(1 - \tau_D)^{N_D}\sigma_S.$$

The Lagrangian of the optimization problem (19) is

$$\mathcal{L}(\tau_W, \mu) = -u_W - \mu_1 \tau_W + \mu_2 (\tau_W - 1).$$

where  $\mu = [\mu_1, \mu_2]^T$  is the KKT multiplier vector. The first derivative of the objective function in (19) is

$$\begin{aligned} u'_W &= (1 - \tau_D)^{N_D} (1 - \tau_W)^{(N_W-1)} \sigma_S \\ &\quad - (N_W - 1) \tau_W (1 - \tau_W)^{(N_W-2)} (1 - \tau_D)^{N_D} \sigma_S. \end{aligned}$$

The KKT conditions can be written as

$$-u'_W - \mu_1 + \mu_2 = 0, \quad (20a)$$

$$-\mu_1 \tau_W = 0, \quad (20b)$$

$$\mu_2 (\tau_W - 1) = 0, \quad (20c)$$

$$-\tau_W \leq 0, \quad (20d)$$

$$\tau_W - 1 \leq 0, \quad (20e)$$

$$\mu = [\mu_1, \mu_2]^T \geq 0. \quad (20f)$$

We consider the case when  $\mu_1 = \mu_2 = 0$ . From the (20a), we get  $u'_W = 0$ . On solving the stationarity condition, we get  $\tau_W^* = 1/N_W$ , which is also the solution of the KKT conditions.