

Precursors of the Spin Glass Transition in Three Dimensions

Marco Baity-Jesi^{1,†}, Víctor Martín-Mayor²

¹ Department of Chemistry, Columbia University, New York, NY 10027, USA

² Departamento de Física Teórica, Universidad Complutense de Madrid, 28040 Madrid, Spain

† mb4399@columbia.edu

January 18, 2019

Abstract

We study energy landscape and dynamics of the three-dimensional Heisenberg Spin Glass model in the paramagnetic phase, i.e. for temperature T larger than the critical temperature T_c . The landscape is non-trivially related to the equilibrium states even in the high-temperature phase, and reveals an onset of non-trivial behavior at a temperature T_o , which is also seen through the behavior of the thermoremanent magnetization. We also find a power-law growth of the relaxation times far from the spin-glass transition, indicating a dynamical crossover at a temperature T_d , $T_c < T_d < T_o$. The arising picture is reminiscent of the phenomenology of supercooled liquids, and poses questions on which mean-field models can describe qualitatively well the phenomenology in three dimensions. On the technical side, local energy minima are found with the Successive Overrelaxation algorithm, which reveals very efficient for energy minimization in this kind of models.

1 Introduction

Spin glasses are disordered magnetic alloys [1]. It is well established that, in three dimensions, they exhibit a phase transition from a paramagnetic to a *spin glass* phase at a critical temperature T_c , where the spins freeze in amorphous configurations. Evidence for this phase transition is experimental [2, 3], numerical [4, 5, 6, 7] and (to some extent) also analytical [8].

The nature of the low-temperature phase, the spin glass phase, is not well understood yet. On one side, contrasting interpretations of numerical simulations have been supported [9, 10, 11, 12, 13, 14], and on the other side, first-principles analytical calculations can be performed only in the mean-field limit, corresponding to infinite dimensions [15, 16].

Maybe the simplest scenario for the spin-glass phase is the Droplet Picture, according to which this phase is not very dissimilar to ferromagnetic ordering, with only two pure states related by symmetry [17, 18, 19]. The other dominant theory is the Replica Symmetry Breaking (RSB) scenario, according to

which three-dimensional spin glasses behave similarly to their mean-field counterparts [20, 21]. Since different spin-glass models display qualitatively different features, the RSB scenario can apply in different ways.

The main mean-field model taken into account by the RSB scenario is the SK model [22], which is conjectured to behave similarly to the three-dimensional Ising spin glass [23, 24]. Another mean-field model with different phenomenology is the p -spin model [25, 26, 27, 28], which is more often used to interpret results for three-dimensional structural glasses rather than spin glasses.¹ This is due to striking similarities with the phenomenology of supercooled liquids (SCLs), and to the presence of several non-trivial effects even in the paramagnetic phase [29, 30, 31].

These effects include the presence of a dynamical temperature $T_d > T_c$, associated to a so-called *topological transition*: at temperature $T > T_d$ the phase space motion of the system is controlled by saddles of the energy landscape, whereas for $T < T_d$ the typical configurations are close to local minima of the energy. Since the energy barriers in the p -spin model are diverging [32], this implies that the system becomes stuck around the local minima, the relaxation times diverge, and ergodicity is broken. Furthermore, instant energy minimizations (quenches) starting from equilibrium configurations at $T \geq T_d$ converge almost surely to local minima (also called inherent structures) at a fixed *threshold energy* $E_{th} = E(T_d)$, and only by equilibrating at lower temperatures it is possible to reach lower energies.

A similar phenomenology was encountered in models of supercooled liquids, marking the onset of glassy behavior. On one side, an apparent power-law divergence of the relaxation times in the high-temperature phase is present [33]. On the other side, at high temperatures the energy of the inherent structures (IS) is constant, until it starts decreasing at an onset temperature T_o [34]. In low-dimensional systems these transitions are not sharp, because the energy barriers are not infinite, so they are only found in the form of crossovers.

These effects, that occur in the disordered phase, do not occur in the the SK model, which, in some sense, has a more trivial high-temperature phase. For this reason one usually refers to the p -spin model as a mean-field structural glass [31] and to the SK as a mean-field spin glass.

Here, we show that a structural-glass-like (or p -spin-like) phenomenology is present also in three-dimensional spin glasses of the Heisenberg type. Specifically, we find that, as it is observed in supercooled liquids, the IS energy has a non-trivial dependence on temperatures, and that the relaxation times have a power-law growth deep in the paramagnetic phase, which can be interpreted as a dynamical crossover. Also, we find that the memory of the initial condition after a quench resembles the p -spin rather than the SK model.

We introduce the model and the main observables in Sec. 2. In section 3 we explain how inherent structures can be easily found by using a simple local algorithm. The main results of the paper are given in section 4, followed by a discussion in section 5.

¹Unless specified otherwise, throughout this work we will refer as p -spin model both for the pure [25] and for the mixed [28] p -spin models.

2 Model and Observables

We study the Heisenberg spin glass model on a three-dimensional periodic cubic lattice of linear size L . The system has $N = L^3$ spins ² $\vec{s}_i = (s_{i,x}, s_{i,y}, s_{i,z})$, with $\vec{s}_i^2 = 1$. The Hamiltonian is

$$\mathcal{H} = -\frac{1}{3} \sum_{\langle i,j \rangle} J_{ij} \vec{s}_i \cdot \vec{s}_j, \quad (1)$$

where $\langle i,j \rangle$ indicates that the sum is performed over nearest neighbors, and the couplings J_{ij} are randomly chosen from a Gaussian distribution with mean zero and variance one. For averages over the couplings (disorder averages), we use an overline, $\overline{(\dots)}$, whereas for averages over the Gibbs distribution (thermal averages) we use angle brackets, $\langle \dots \rangle$.

This model has a phase transition from a paramagnetic to a glassy phase at $T_c = 0.120(1)$ [35]. There are two order parameters: the spin-glass overlap q_{SG} and the chiral-glass overlap q_{CG} . Some numerical works indicate two separate transition temperatures spin and chirality, with the chirality at a higher temperature [36], while others assess no measurable difference between the two [35]. To the scope of this work, the only important datum is that temperatures higher than T_c are in the paramagnetic phase.

In order to have a rotation-invariant definition of the overlap, we use the squared overlap q_{SG}^2 , defined through

$$\tau_{i,\alpha\beta} = s_{i,\alpha}^{(a)} s_{i,\beta}^{(b)} \quad (2)$$

$$Q_{\alpha\beta} = \sum_{i=1}^N \tau_{i,\alpha\beta} \quad (3)$$

$$q_{\text{SG}}^2 = \frac{1}{N^2} \text{Tr}(Q^\dagger Q) \quad (4)$$

where $\alpha, \beta = x, y, z$ are the components of the spins, $(a), (b)$ indicate two different configurations with the same realization of the couplings $\{J_{ij}\}$ (replicas).

For the chiral overlap, instead, we need to define the chirality along the spatial direction $\mu = x, y, z$,

$$\kappa_i^\mu = s_{i:-\mu} \cdot (s_i \times s_{i:+\mu}), \quad (5)$$

where $s_{i:-\mu}$ (or $s_{i:+\mu}$) is the neighbor of s_i along the negative (or positive) direction μ . The chiral overlap between two replicas (a) and (b) in the direction μ is then defined as

$$q_{\text{CG}}^\mu = \frac{1}{N} \sum_{i=1}^N \kappa_i^{\mu,(a)} \kappa_i^{\mu,(b)}, \quad (6)$$

$$q_{\text{CG}} = \frac{1}{3} \sum_{\mu=x,y,z} q_{\text{CG}}^\mu. \quad (7)$$

² We study $L = 64, 128$, finding consistent results, which indicates that our analysis is not hampered by finite-size effects. Therefore, in our analysis, we assume that the system is in the thermodynamic limit.

Correlation functions $C(r)$ (and their Fourier transforms, the wave-number dependent susceptibilities $\chi(k)$) are measured per planes (applying Eqs. (4) and (6) to couple different sites). The correlation along the direction \hat{e}_1 is

$$C_1(r) = \frac{1}{N} \sum_{x=1}^L P(x)P(x+r) \quad (8)$$

where $P(x)$ is the average overlap (either spin or chiral glass) along the x^{th} plane perpendicular to \hat{e}_1 . Given the isotropy of the problem, we averaged over the three main directions:

$$C(r) = \frac{1}{3} [C_1(r) + C_2(r) + C_3(r)] . \quad (9)$$

The chiral correlations can have the chirality direction μ either parallel or orthogonal to axis of the correlation. We do not remark difference behaviors between the two (see [37]), so we show results averages over all directions. The susceptibilities $\chi(k)$ were calculated by Fourier transforming $C_1(x)$, $C_2(x)$ and $C_3(x)$, and then averaging.

In order to diminish statistical errors, we follow [38], and truncate the correlation functions when the signal becomes less than three times the error bar (see [37] for details and finite-size effects). From those we calculated the correlation length

$$\xi = \frac{1}{2 \sin(\frac{\pi}{L})} \sqrt{\frac{\chi(0)}{\chi(\frac{2\pi}{L})} - 1} . \quad (10)$$

Similarly, we calculate the spin-glass autocorrelation functions

$$C_{\text{SG}}(t) = \frac{1}{N^2} \text{Tr} \left(Q_{0,t} Q_{0,t}^\dagger \right) \quad (11)$$

where $Q_{0,t} = \sum_i^N s_{i,\alpha}(0) s_{i,\beta}(t)$ is the overlap calculated between configurations of the same replica at times 0 and t . Analogously, the chiral glass correlation functions can be written as

$$C_{\text{CG}}(t) = \frac{1}{3N} \sum_{\mu=x,y,z} \sum_{i=1}^N \kappa_i^\mu(0) \kappa_i^\mu(t) . \quad (12)$$

The integrated autocorrelation times are

$$\tau_{\text{SG}} = \int_0^\infty C_{\text{SG}}(t) dt , \quad (13)$$

$$\tau_{\text{CG}} = \int_0^\infty C_{\text{CG}}(t) dt . \quad (14)$$

3 Inherent Structures

The most intuitive way to perform a direct minimization on a spin model is to successively align every spin \vec{s}_i to its local field

$$\vec{h}_i = \sum_{\langle i,j \rangle} J_{ij} \vec{s}_j . \quad (15)$$

This algorithm, called the Gauss-Seidel (GS) algorithm [39], has an extremely slow convergence rate, and is not efficient on our system sizes [40].³ Therefore, we resort to a modification of the GS algorithm, called Successive Overrelation (SOR), that consists essentially in adding momentum to the minimization [39].

On the Heisenberg spin glass, the SOR algorithm amounts to updating the spins sequentially, with a linear combination between the local update that mostly decreases the energy (i.e. the GS update)

$$\vec{s}_i^{\text{GS}} = \frac{\vec{h}_i}{|\vec{h}_i|}, \quad (16)$$

and the one that mostly changes the spin position without changing its energy⁴

$$\vec{s}_i^{\text{OR}} = 2 \frac{\vec{s}_i \cdot \vec{h}_i}{h_i^2} \vec{h}_i - \vec{s}_i. \quad (17)$$

The SOR update, \vec{s}_i^{SOR} ,

$$\vec{s}_i^{\text{SOR}} = \frac{\vec{s}_i^{\text{GS}} + \lambda \vec{s}_i^{\text{OR}}}{|\vec{s}_i^{\text{GS}} + \lambda \vec{s}_i^{\text{OR}}|}. \quad (18)$$

depends on a parameter $\lambda > 0$, which can be increased to make the minimization less greedy. Indeed, increasing λ reduces the greediness the algorithm since with $\lambda = 0$ one recovers GS, and with $\lambda = \infty$ SOR is recovered.

Ungreedy versions (i.e. large λ) of the algorithm are able to reach lower energies (Fig. 1, top), in agreement with similar algorithms on Ising spin models [43].

In order to achieve optimal performance, λ must be large enough to be away from the GS limit, but not too large, otherwise the energy does not get minimized at all. It turns out that the best performance is obtained in the interval $\lambda \in [100, 300]$ (Fig. 1, bottom).⁵

4 Results

We thermalize configurations deep in the paramagnetic phase, at temperatures $T = 0.19, 0.21, 0.23, 0.25, 0.3, 0.5$, and ∞ with a combination of the heatbath and overrelaxation algorithms [42, 44].

Inherent Structure Energy From each configuration, we minimize the energy with SOR, setting $\lambda = 300$ (results with $\lambda = 100$ reveal equivalent). As shown in Fig. 2, the IS energy is weakly dependent on temperature, and decreases abruptly at a temperature consistently higher than the spin-glass transition temperature $T_c = 0.120(1)$ [35], reminiscently of what occurs in supercooled liquids [34], where this is interpreted as evidence that the energy landscape plays a pivotal role in the slowing down of glassy systems. Further, the energy of a

³Though it has been used previously, for example in [41], for finding inherent structures in small Heisenberg spin glasses.

⁴This update is the overrelaxation update which is often used for equilibrating Heisenberg spin glasses [42].

⁵For more tests and applications of SOR to the Heisenberg spin glass see [37].

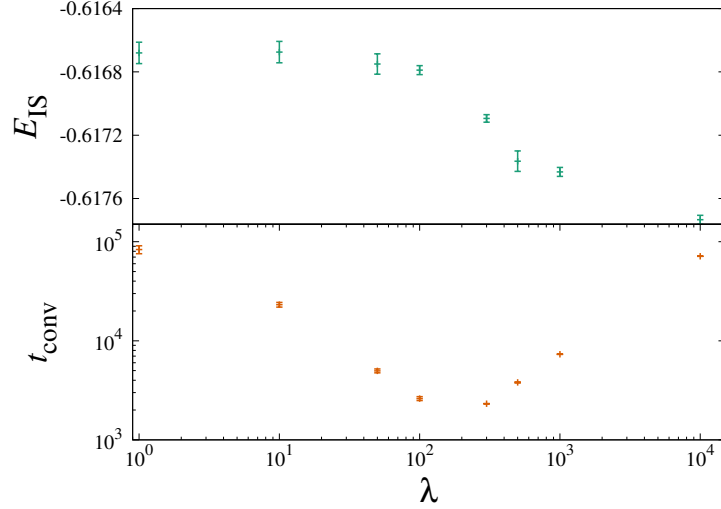


Figure 1: Top: energy of the IS reached with Successive Overrelation, as a function of the parameter λ (Eq. 18), starting from $T = \infty$. Bottom: convergence time of the SOR algorithm. The minimization was considered converged when the maximum spin displacement in a sweep was smaller than 10^{-14} .

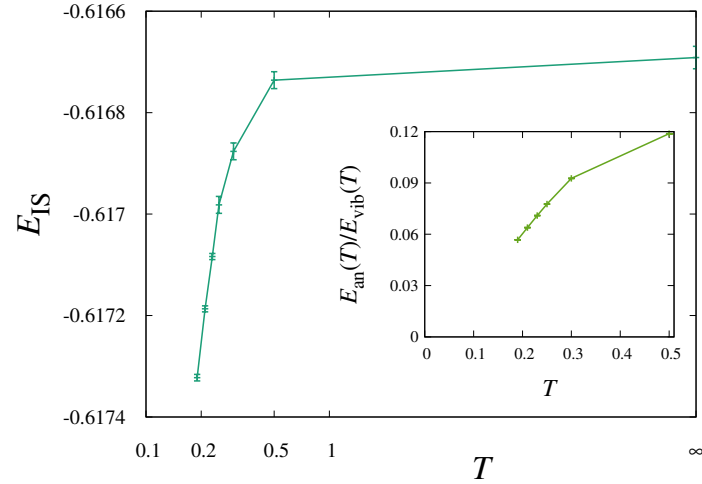


Figure 2: Main figure: energy of IS reached when starting the minimization from equilibrium configurations at temperature T . Inset: ratio between the anharmonic contribution to the energy, E_{an} , and the vibrational energy E_{vib} .

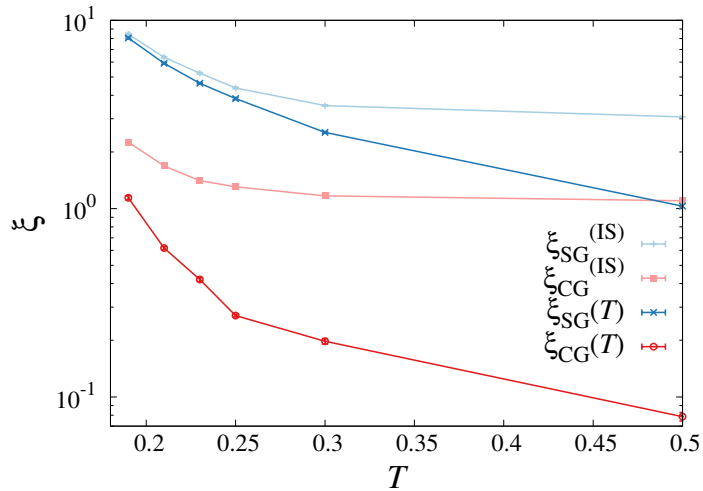


Figure 3: Spin (blue) and chiral glass (red) correlation lengths of the equilibrium state (dark) and of the inherent structure (light).

low-temperature state, E , can be decomposed in three terms: the energy of the inherent structure, E_{IS} ; a vibrational component $E_{\text{vib}} = k_{\text{B}}T/3$; ⁶ and an anharmonic energy term, E_{an} , that is zero in the case that the energy consist purely of harmonic vibrations around the minimum. From this decomposition, we show in Fig. 2–inset that the anharmonic term $E_{\text{an}}(T) = E(T) - E_{\text{IS}}(T) - k_{\text{B}}T/3$ is a small fraction of the vibrational energy, for which an energy landscape interpretation of the energy of a state as principally an inherent structure plus harmonic thermal fluctuations is reasonable even in the paramagnetic phase.

Length Scales As shown in Fig. 3, the qualitative trend of the IS energy is reflected by the IS correlation length, $\xi^{(\text{IS})}$, which starts increasing at $T \approx 0.3 \gg T_{\text{c}}$. At higher temperature, $\xi^{(\text{IS})}$ is approximately constant, and significantly larger than the equilibrium correlation length ξ , that goes to zero as $t \rightarrow \infty$. At lower temperature, the growth of the correlations becomes progressively dominated by the landscape, especially in the spin-glass sector, where the ξ and $\xi^{(\text{IS})}$ almost coincide. In the chiral sector there is also a growing correlation length, but, at least at higher temperature, it can not be associated to a growth of the landscape correlations. This is similar to what happens in supercooled liquids, with the crucial difference that in the Heisenberg spin glass we know that at a low-enough temperature the correlations will eventually diverge [35].

Critical scaling would require that the correlation length diverge at the phase transition as $\xi \sim (T - T_{\text{c}})^{1/\nu}$, where the critical exponent $\nu = 1.5$ can be taken from Ref. [35]. The best fit we are able to obtain from gives a divergence of ξ_{SG} at $T_{\text{SG}} = 0.095(2)$, which is incompatible with its most accurate measurement, $T_{\text{c}} = 0.120(1)$ [35]. Equivalently, fixing the critical temperature yields $\nu = 1.146(9)$, again incompatible with its value at T_{c} , so this temperature range the

⁶The factor 1/3 in in the vibrational energy stems from the normalization we chose in Eq. 1.

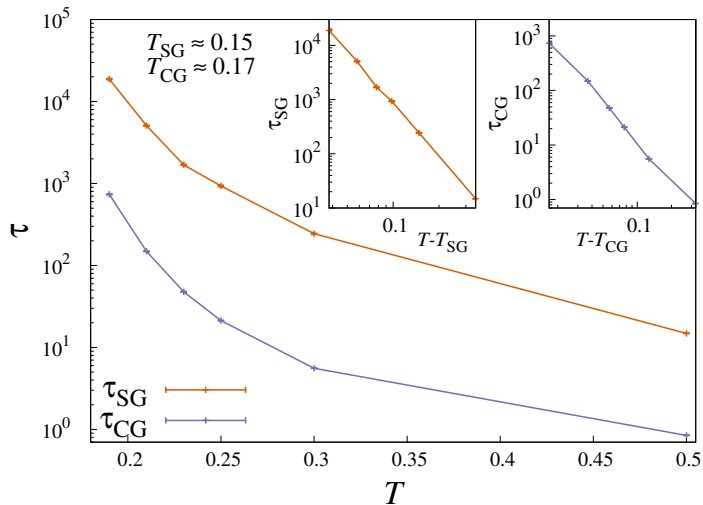


Figure 4: Spin (orange) and chiral glass (blue) relaxation times. Power law fit extrapolations give a divergence of the relaxation times at $T_{\text{SG}} = 0.152(3)$ and $T_{\text{CG}} = 0.173(4)$. The insets show the same data on a different scale, to emphasize the power-law behavior. Note that these are not real divergences, since we are in the deep paramagnetic phase. T_{SG} and T_{CG} should be regarded instead as the temperatures around which the activated dynamics starts to be relevant.

growth of the correlation length is not fully dominated by the phase transition.

Relaxation Times Starting from the thermalized configurations, with run pure heatbath dynamics to measure the autocorrelation times τ_{SG} and τ_{CG} (Eqs. (13) and (14)). Fig. 4 illustrates that, in the same temperature range where ξ grows mildly, the integrated autocorrelation times grow of about three orders of magnitude. In the spin glass sector, the relaxation time grows from 15ps at $T = 0.5$ to 19000ps at $T = 0.19$. The chiral relaxation time goes from 1ps to 700ps.⁷ In the insets we show that this growth follows a power law, reminiscent of the mode-coupling crossover in SCLs [33]. The extrapolated transition temperatures in the spin and chiral glass channels are respectively $T_{\text{SG}} = 0.152(3)$ and $T_{\text{CG}} = 0.173(4)$. We stress that these are not real transitions, but mere crossovers: these power-law growths are expected to be smoothed down when the temperature is low enough for activated dynamics to be relevant. The exponent's value is 3.2(1) for the spin and 2.3(2) for the chiral sector. A similar decoupling between spin and chirality was also observed in [45], through AC susceptibility measurements in the same temperature range.⁸ This growth of τ is consistently stronger than the one of the correlation lengths. The relationship between the two is shown in Fig. 5. It is not clear what relationship there

⁷ One heat-bath sweep in our simulations roughly corresponds to 1ps of physical time [3].

⁸ We know that there can not be a power law divergence at this temperature, and that this growth necessarily a crossover, implying that there is a bias error in addition to the statistical error. As a consequence, for these fits, we use errorbars. The $\chi^2/d.o.f.$ is 4.50/3 (with 6% errors) for the spin glass sector, and 5.98/3 (with 13% errors) for the chiral glass.

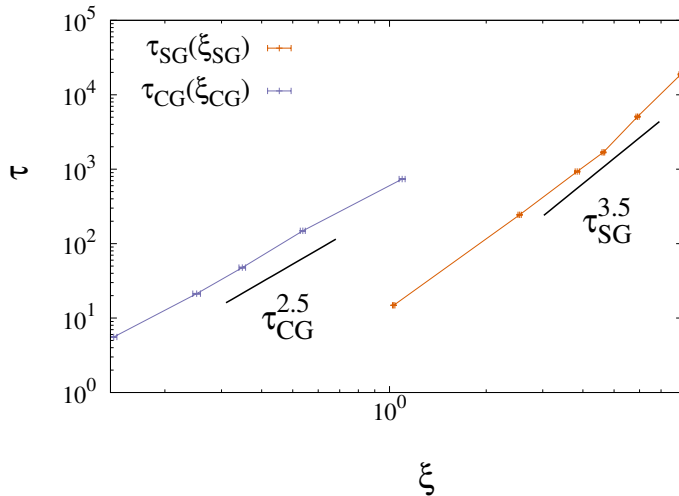


Figure 5: Spin (orange) and chiral glass (blue) relaxation times as a function of the corresponding correlation length. The black lines show some reference power laws.

is between the two observables, because the correlation length's extrapolation would (wrongly) suggest a divergence at $T < T_c$, while the relaxation times' apparent divergence is at $T > T_c$.

Thermoremanent magnetization Further similarities with a SCL-like behavior (therefore, with the p -spin model) are seen in the thermoremanent magnetization, defined as the overlap between the equilibrium configuration and the corresponding inherent structure.

We show in Fig. 6 that it is zero at large T , and it becomes larger than zero at temperatures consistently higher than $T_c = 0.120(1)$. This reveals a transition (or crossover) from a trivial temperature regime in which memory after a quench is totally lost, to a regime with glassy behavior. The temperature of this onset of glassy behavior is consistent with the one revealed by the inherent structure energy (Fig. 2).

This behavior of the thermoremanent magnetization is qualitatively different both from the SK model (where it is non-zero even at infinite temperature [46]) and from the pure p -spin model (where a finite jump is expected at T_d). It is instead expected in the mixed p -spin model [47].

5 Discussion

We analyzed the ISs in the three-dimensional Heisenberg spin glass, with the Successive Overrelaxation algorithm, which reveals efficient even for very large system sizes, and is straightforwardly implemented. Our findings are consistent with an onset temperature of glassy behavior, T_o , where the IS energy starts depending on temperature and the thermoremanent magnetization becomes non-zero. This is accompanied by a gentle growth of the correlation

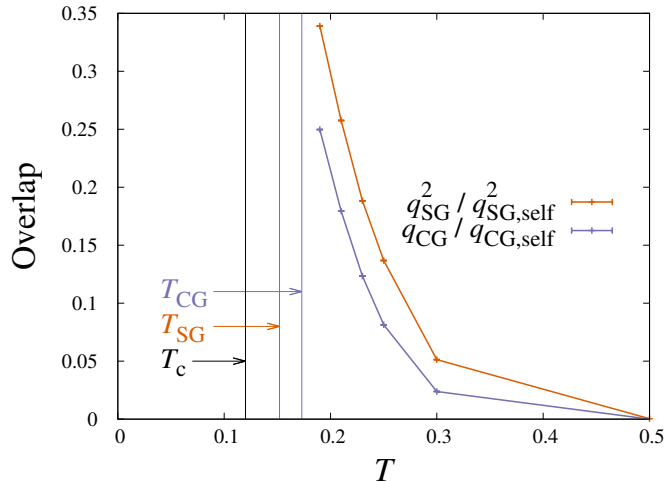


Figure 6: Overlap between the equilibrium configuration and its inherent structure, normalized with the self-overlap. This is not the equilibrium overlap, it is a non-equilibrium quantity. The leftmost vertical line shows the thermodynamic spin-glass transition temperature, T_c . The other two vertical lines represent the temperatures at which the extrapolations of $\tau_{SG}(T)$ and $\tau_{CG}(T)$ diverge (they do not represent a phase transition: they represent the mode-coupling crossover). In the p -spin model, the plotted quantity is expected to reach a value $0 < q^* < 1$ at the dynamic transition.

lengths ξ , both chiral and spin glass, which, at least at higher temperatures, appears unrelated to the landscape. While the growth of ξ is mild, the autocorrelation times appear to diverge as a power law to a temperature that is sizably higher than the critical temperature T_c ,⁹ suggesting a mode-coupling transition (which in 3D is a crossover, not a phase transition).

The aforementioned features are qualitatively similar to what occurs in supercooled liquids (SCLs) and in the p -spin model [48]. There is a longstanding debate over whether spin glasses and SCLs display the same critical behavior, due to the formal equality between the dynamical equations of the p -spin glass and the mode-coupling equations for SCLs [49, 29]. This equivalence is well assessed in mean field, both from the point of view of the statics [31] and the dynamics [50, 51], and is fortified by recent evidence that the dynamical solution of hard spheres [51] can be obtained through a mode-coupling approach [52].

In three dimensions, the random first order transition theory [48] supports an equivalence between spin glasses and SCLs [53], though there are opposing views [54, 55]. Moreover, there is some suggestion that SCLs are in the same universality class of Ising spin glasses in an external magnetic field [56], which breaks time-reversal symmetry of the SG, that is absent in SCLs.

To our knowledge, this is the first study that explores this equivalence on spin glasses with continuous degrees of freedom, which may explain why the features we showed had not yet been found in a three-dimensional spin glass.

⁹This power-law growth is expected to be leveled down at lower temperatures by activated processes, since we are in the paramagnetic phase.

Our findings strongly suggest that Heisenberg spin glasses behave very similarly to SCLs.¹⁰ This is further supported by striking similarities in the energy landscape of these models in three dimensions: both Heisenberg spin glasses [58] and SCLs [59] have an excess of soft localized modes (at frequencies much lower than the boson peak) with the same exponent $g(\omega) \propto \omega^4$.

The presence of a dynamical transition in three-dimensional SGs supports also a connection with results obtained within mode-coupling theory [60], which could hold in three dimensions [52] under hypotheses that we are currently verifying [61].

Especially the chiral order parameter shows a behavior reminiscent of SCLs. In fact, it displays a very mild growth of the correlation length in a temperature regime where the relaxation times explode, which is one of the main puzzles in the glass transition problem [48, 55, 53]. An explanation stemming from an equivalence with spin glasses would be that those are preasymptotic effects preceding a phase transition at lower temperature, though the nature of these effects and of the low-temperature phase still would remain unknown.

Our simulations give evidence that the mean-field model describing appropriately the three-dimensional Heisenberg spin glass is not the SK model, nor its extension to vector spins [16, 62], which have infinite steps of replica symmetry breaking. Instead, it is most likely that it be the (mixed [46]) p -spin model, with only one step of replica symmetry breaking, that has a phenomenology similar to the Heisenberg spin glass. This observation suggests that the high-dimensional (mean field) limit of low-dimensional spin glasses does not share their universality class. This picture is further sustained by earlier work, showing that the chiral overlap distribution in the Heisenberg spin glasses is 1-RSB [63, 64].

On a last note, we remark that the dynamical crossover we measured is different in the spin and chiral glass sectors [45, 65]. This opens a new scenario for the spin-chirality decoupling debate [66], regarding the putable presence of two critical temperatures in the Heisenberg spin glass: the spin-chirality decoupling could be attributed to a different dynamical crossover in the two critical channels.

6 Acknowledgments

We thank Federico Ricci-Tersenghi for many valuable discussions. We thank Luis Antonio Fernández for suggesting the use of the Successive Overrelaxation algorithm. We also thank Ada Altieri, Silvio Franz and Harukuni Miyazaki for interesting discussions. This work was funded through Grant No. FIS2015-65078-C2-1-P, jointly funded by MINECO (Spain) and FEDER (European Union). M.B.-J. was supported by the Simons Foundation for the collaboration Cracking the Glass Problem (No. 454951 to D.R. Reichman).

¹⁰ Though perturbations to a Heisenberg hamiltonian, such as exchange anisotropy result into an Ising universality class [57].

References

- [1] M. Mézard, G. Parisi, and M. Virasoro. *Spin-Glass Theory and Beyond*. World Scientific, Singapore, 1987.
- [2] J. de Nobel and F.J. du Chatenier. Specific heats of dilute alloys of manganese in silver and copper at low temperatures and in magnetic fields. *Physica*, 25(7):969 – 979, 1959.
- [3] J. A. Mydosh. *Spin Glasses: an Experimental Introduction*. Taylor and Francis, London, 1993.
- [4] M. Palassini and S. Caracciolo. Universal finite-size scaling functions in the 3D Ising spin glass. *Phys. Rev. Lett.*, 82:5128–5131, 1999.
- [5] H. G. Ballesteros, A. Cruz, L. A. Fernandez, V. Martín-Mayor, J. Pech, J. J. Ruiz-Lorenzo, A. Tarancon, P. Tellez, C. L. Ullod, and C. Ungil. Critical behavior of the three-dimensional Ising spin glass. *Phys. Rev. B*, 62:14237–14245, 2000.
- [6] L. W. Lee and A. P. Young. Single spin and chiral glass transition in vector spin glasses in three dimensions. *Phys. Rev. Lett.*, 90:227203, Jun 2003.
- [7] Stefan Boettcher. Stiffness of the edwards-anderson model in all dimensions. *Phys. Rev. Lett.*, 95:197205, Nov 2005.
- [8] G. Parisi. *Field Theory, Disorder and Simulations*. World Scientific, 1994.
- [9] R. Alvarez Baños, A. Cruz, L. A. Fernandez, J. M. Gil-Narvion, A. Gordillo-Guerrero, M. Guidetti, A. Maiorano, F. Mantovani, E. Marinari, V. Martín-Mayor, J. Monforte-Garcia, A. Muñoz Sudupe, D. Navarro, G. Parisi, S. Perez-Gaviro, J. J. Ruiz-Lorenzo, S. F. Schifano, B. Seoane, A. Tarancon, R. Tripiccion, and D. Yllanes. Nature of the spin-glass phase at experimental length scales. *J. Stat. Mech.*, 2010:P06026, 2010.
- [10] Derek Larson, H. G. Katzgraber, M. A. Moore, and A. P. Young. Spin glasses in a field: Three and four dimensions as seen from one space dimension. *Phys. Rev. B*, 87:024414, 2013.
- [11] M. Baity-Jesi, R. A. Baños, Andres Cruz, Luis Antonio Fernandez, Jose Miguel Gil-Narvion, Antonio Gordillo-Guerrero, David Iniguez, Andrea Maiorano, Mantovani F., Enzo Marinari, Victor Martín-Mayor, Jorge Monforte-Garcia, Antonio Muñoz Sudupe, Denis Navarro, Giorgio Parisi, Sergio Perez-Gaviro, M. Pivanti, F. Ricci-Tersenghi, Juan Jesus Ruiz-Lorenzo, Sebastiano Fabio Schifano, Beatriz Seoane, Alfonso Tarancon, Raffaele Tripiccion, and David Yllanes. Dynamical Transition in the D=3 Edwards-Anderson spin glass in an external magnetic field. *Phys. Rev. E*, 89:032140, 2014.
- [12] M. Baity-Jesi, R. A. Baños, Andres Cruz, Luis Antonio Fernandez, Jose Miguel Gil-Narvion, Antonio Gordillo-Guerrero, David Iniguez, Andrea Maiorano, Mantovani F., Enzo Marinari, Victor Martín-Mayor, Jorge Monforte-Garcia, Antonio Muñoz Sudupe, Denis Navarro, Giorgio Parisi,

- Sergio Perez-Gaviro, M. Pivanti, F. Ricci-Tersenghi, Juan Jesus Ruiz-Lorenzo, Sebastiano Fabio Schifano, Beatriz Seoane, Alfonso Tarancon, Raffaele Tripiccion, and David Yllanes. The three dimensional Ising spin glass in an external magnetic field: the role of the silent majority. *J. Stat. Mech.*, 2014:P05014, 2014.
- [13] M. Baity-Jesi, E. Calore, A. Cruz, L. A. Fernandez, J. M. Gil-Narvion, A. Gordillo-Guerrero, D. Iniguez, A. Maiorano, E. Marinari, V. Martin-Mayor, J. Monforte-Garcia, A. Muñoz Sudupe, D. Navarro, G. Parisi, S. Perez-Gaviro, F. Ricci-Tersenghi, J. J. Ruiz-Lorenzo, S. F. Schifano, B. Seoane, A. Tarancon, R. Tripiccion, and D. Yllanes. Matching microscopic and macroscopic responses in glasses. *Phys. Rev. Lett.*, 118:157202, Apr 2017.
- [14] Wenlong Wang, M. A. Moore, and Helmut G. Katzgraber. Fractal dimension of interfaces in edwards-anderson and long-range ising spin glasses: Determining the applicability of different theoretical descriptions. *Phys. Rev. Lett.*, 119:100602, Sep 2017.
- [15] G. Parisi. Infinite number of order parameters for spin-glasses. *Phys. Rev. Lett.*, 43:1754–1756, Dec 1979.
- [16] David Elderfield and David Sherrington. Parisi solutions for the m-vector spin glass in a field. *Journal of Physics A: Mathematical and General*, 15(9):L513, 1982.
- [17] A. J. Bray and M. A. Moore. Critical behavior of the three-dimensional ising spin glass. *Phys. Rev. B*, 31:631–633, Jan 1985.
- [18] W. L. McMillan. Domain-wall renormalization-group study of the three-dimensional random ising model at finite temperature. *Phys. Rev. B*, 31:340–341, Jan 1985.
- [19] D. S. Fisher and D. A. Huse. Ordered phase of short-range ising spin-glasses. *Phys. Rev. Lett.*, 56:1601, Apr 1986.
- [20] G. Parisi. Recent rigorous results support the predictions of spontaneously broken replica symmetry for realistic spin glasses. Reply to [67]., 1996.
- [21] E. Marinari, G. Parisi, F. Ricci-Tersenghi, J. J. Ruiz-Lorenzo, and F. Zuliani. Replica symmetry breaking in short-range spin glasses: Theoretical foundations and numerical evidences. *J. Stat. Phys.*, 98:973, 2000.
- [22] David Sherrington and Scott Kirkpatrick. Solvable model of a spin-glass. *Phys. Rev. Lett.*, 35:1792–1796, Dec 1975.
- [23] F. Belletti, M Cotallo, A. Cruz, L. A. Fernandez, A. Gordillo-Guerrero, M. Guidetti, A. Maiorano, F. Mantovani, E. Marinari, V. Martín-Mayor, A. M. Sudupe, D. Navarro, G. Parisi, S. Perez-Gaviro, J. J. Ruiz-Lorenzo, S. F. Schifano, D. Sciretti, A. Tarancon, R. Tripiccion, J. L. Velasco, and D. Yllanes. Nonequilibrium spin-glass dynamics from picoseconds to one tenth of a second. *Phys. Rev. Lett.*, 101:157201, 2008.

- [24] R. Alvarez Baños, A. Cruz, L. A. Fernandez, J. M. Gil-Narvion, A. Gordillo-Guerrero, M. Guidetti, A. Maiorano, F. Mantovani, E. Marinari, V. Martín-Mayor, J. Monforte-Garcia, A. Muñoz Sudupe, D. Navarro, G. Parisi, S. Perez-Gaviro, J. J. Ruiz-Lorenzo, S. F. Schifano, B. Seoane, A. Tarancon, R. Tripiccione, and D. Yllanes. Static versus dynamic heterogeneities in the $D = 3$ Edwards-Anderson-Ising spin glass. *Phys. Rev. Lett.*, 105:177202, 2010.
- [25] B. Derrida. Random-energy model: Limit of a family of disordered models. *Phys. Rev. Lett.*, 45:79–82, Jul 1980.
- [26] Andrea Crisanti and H-J Sommers. The spherical p-spin interaction spin glass model: the statics. *Zeitschrift für Physik B Condensed Matter*, 87(3):341–354, 1992.
- [27] L. F. Cugliandolo and J. Kurchan. Analytical solution of the off-equilibrium dynamics of a long-range spin-glass model. *Phys. Rev. Lett.*, 71:173–176, Jul 1993.
- [28] A. Crisanti and L. Leuzzi. Spherical $2 + p$ spin-glass model: An exactly solvable model for glass to spin-glass transition. *Phys. Rev. Lett.*, 93:217203, Nov 2004.
- [29] T. R. Kirkpatrick, D. Thirumalai, and P. G. Wolynes. *Phys. Rev. A*, 40:1045, 1989.
- [30] Andrea Cavagna. Supercooled liquids for pedestrians. *Physics Reports*, 476(4):51 – 124, 2009.
- [31] P. Charbonneau, J. Kurchan, G. Parisi, P. Urbani, and F. Zamponi. Fractal free energy landscapes in structural glasses. *Nature Communications*, 5:3725, 2014.
- [32] L. F. Cugliandolo and J. Kurchan. Weak ergodicity breaking in mean-field spin-glass models. *Philosophical Magazine B*, 71(4):501–514, 1995.
- [33] W. Kob and H. C. Andersen. Scaling behavior in the β -relaxation regime of a supercooled lennard-jones mixture. *Phys. Rev. Lett.*, 73:1376, 1994.
- [34] Srikanth Sastry, Pablo G Debenedetti, and Frank H Stillinger. Signatures of distinct dynamical regimes in the energy landscape of a glass-forming liquid. *Nature*, 393(6685):554, 1998.
- [35] L. A. Fernandez, V. Martín-Mayor, S. Perez-Gaviro, A. Tarancon, and A. P. Young. Phase transition in the three dimensional Heisenberg spin glass: Finite-size scaling analysis. *Phys. Rev. B*, 80:024422, 2009.
- [36] D.X. Viet and H. Kawamura. *Phys. Rev. Lett.*, 102:027202, 2009.
- [37] M. Baity-Jesi. Energy landscape in three-dimensional heisenberg spin glasses. Master’s thesis, Sapienza, Università di Roma, Rome, Italy, January 2011.

- [38] F. Belletti, A. Cruz, L. A. Fernandez, A. Gordillo-Guerrero, M. Guidetti, A. Maiorano, F. Mantovani, E. Marinari, V. Martín-Mayor, J. Monforte, A. Muñoz Sudupe, D. Navarro, G. Parisi, S. Perez-Gaviro, J. J. Ruiz-Lorenzo, S. F. Schifano, D. Sciretti, A. Tarancon, R. Tripiccione, and D. Yllanes. An in-depth look at the microscopic dynamics of Ising spin glasses at fixed temperature. *J. Stat. Phys.*, 135:1121, 2009.
- [39] A. Sokal. *Quantum Fields on the Computer*. Ed. Michael Creutz, World Scientific, Singapore, 1992.
- [40] RS Varga. Iterative matrix analysis. *Englewood Cliffs, NJ*, 1962.
- [41] M. Baity-Jesi and G. Parisi. Inherent structures in m-component spin glasses. *Phys. Rev. B*, 91(13):134203, April 2015.
- [42] I. Campos, M. Cotallo-Aban, V. Martín-Mayor, S. Perez-Gaviro, and A. Tarancon. *Phys. Rev. Lett.*, 97:217204, 2006.
- [43] G. Parisi. On the statistical properties of the large time zero temperature dynamics of the sk model. *Fractals*, 11(supp01):161, 2003.
- [44] L. W. Lee and A. P. Young. *Phys. Rev. B*, 76:024405, 2007.
- [45] Marco Picco and Felix Ritort. Dynamical AC study of the critical behavior in heisenberg spin glasses. *Phys. Rev. B*, 71:100406, Mar 2005.
- [46] G. Folena, S. Franz, and F. Ricci-Tersenghi. In preparation.
- [47] F. Ricci-Tersenghi. Private communication.
- [48] Ludovic Berthier and Giulio Biroli. Theoretical perspective on the glass transition and amorphous materials. *Rev. Mod. Phys.*, 83:587–645, Jun 2011.
- [49] T. R. Kirkpatrick and D. Thirumalai. p-spin-interaction spin-glass models: Connections with the structural glass problem. *Phys. Rev. B*, 36:5388–5397, Oct 1987.
- [50] A. Crisanti and F. Ritort. Potential energy landscape of finite-size mean-field models for glasses. *EPL (Europhysics Letters)*, 51(2):147, 2000.
- [51] Thibaud Maimbourg, Jorge Kurchan, and Francesco Zamponi. Solution of the dynamics of liquids in the large-dimensional limit. *Physical review letters*, 116(1):015902, 2016.
- [52] Grzegorz Szamel. Simple theory for the dynamics of mean-field-like models of glass-forming fluids. *Physical review letters*, 119(15):155502, 2017.
- [53] Ludovic Berthier, Giulio Biroli, Jean-Philippe Bouchaud, and Gilles Tarjus. Can the glass transition be explained without a growing static length scale? *arXiv preprint arXiv:1805.12378*, 2019.
- [54] Silvio Franz, Giorgio Parisi, Federico Ricci-Tersenghi, and Tommaso Rizzo. Field theory of fluctuations in glasses. *The European Physical Journal E*, 34(9):102, 2011.

- [55] Matthieu Wyart and Michael E. Cates. Does a growing static length scale control the glass transition? *Phys. Rev. Lett.*, 119:195501, Nov 2017.
- [56] M. A. Moore and B. Drossel. p -spin model in finite dimensions and its relation to structural glasses. *Phys. Rev. Lett.*, 89:217202, 2002.
- [57] M. Baity-Jesi, L. A. Fernandez, V. Martín-Mayor, and J. M. Sanz. Phase transition in three-dimensional heisenberg spin glasses with strong random anisotropies through a multi-gpu parallelization. *Phys. Rev.*, 89:014202, 2014.
- [58] M. Baity-Jesi, V. Martín-Mayor, G. Parisi, and S. Perez-Gaviro. Soft modes, localization, and two-level systems in spin glasses. *Phys. Rev. Lett.*, 115:267205, Dec 2015.
- [59] Edan Lerner, Gustavo Düring, and Eran Bouchbinder. Statistics and properties of low-frequency vibrational modes in structural glasses. *Phys. Rev. Lett.*, 117:035501, Jul 2016.
- [60] David R Reichman and Patrick Charbonneau. Mode-coupling theory. *Journal of Statistical Mechanics: Theory and Experiment*, 2005(05):P05013, 2005.
- [61] M. Baity-Jesi and D.R. Reichman. In preparation.
- [62] Dinah M. Cragg, David Sherrington, and Marc Gabay. Instabilities of an m -vector spin-glass in a field. *Phys. Rev. Lett.*, 49:158–161, Jul 1982.
- [63] Koji Hukushima and Hikaru Kawamura. Monte carlo simulations of the phase transition of the three-dimensional isotropic heisenberg spin glass. *Phys. Rev. B*, 72:144416, Oct 2005.
- [64] Takashi Takahashi and Koji Hukushima. Evidence of a one-step replica symmetry breaking in a three-dimensional potts glass model. *Phys. Rev. E*, 91:020102, Feb 2015.
- [65] H. Kawamura. Two models of spin glasses ising versus heisenberg. *Journal of Physics: Conference Series*, 233(1):012012, 2010.
- [66] H. Kawamura. Chiral ordering in heisenberg spin glasses in two and three dimensions. *Phys. Rev. Lett.*, 68:3785–3788, Jun 1992.
- [67] C. M. Newman and D. L. Stein. Non-mean-field behavior of realistic spin glasses. *Phys. Rev. Lett.*, 76:515–518, Jan 1996.