

Relaxation to the equilibrium in the hard disk dynamics

Liliia Ziganurova ^{1,2} and Lev N. Shchur ^{1,2}

¹ Science Center in Chernogolovka, 142432 Chernogolovka, Russia

² National Research University Higher School of Economics, 101000 Moscow, Russia

(Dated: February 7, 2019)

We examine the question of the criteria of the relaxation to the equilibrium in the hard disk dynamics. In the Event-Chain Monte Carlo, we check the displacement distributions which follows to the exponential law.

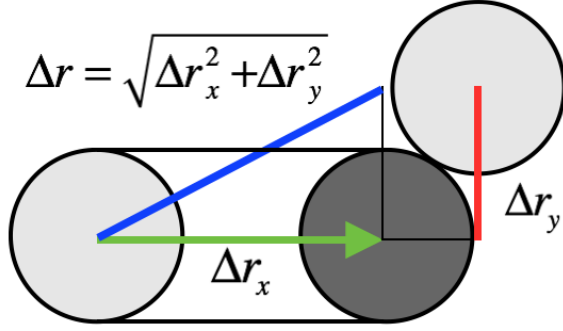


FIG. 1. Definition of the displacements for the Event Chain Monte Carlo.

We restrict our current analysis to the case of the hard disks. In molecular dynamics simulations, it is important to know the relaxation time from the initial state to equilibrium. Which quantities of the equilibrium can give information that system reach equilibrium? In conventional Event Driven Molecular Dynamics it is the relaxation time to the Maxwell distribution which can be used as the estimate. In the case of the Event-Chain Monte Carlo [3] the velocities are not defined. Instead, we can use distribution of the displacements. It is known from the computer simulations [1] that displacements δr follow to the exponential law in the equilibrium

$$P(\Delta r) = \frac{1}{\lambda} \exp\left(-\frac{\Delta r}{\lambda}\right), \quad (1)$$

and theoretical arguments based on the kinetic theory support the findings [2].

We report the preliminary results for the system of a small number of disks $N = 16$ in the box of the linear

size $L = 1.0$.

Definition of displacements is given in the Figure 1. The real shifts Δr_x are performed along the x -axes, and the formal shifts Δr_y are defined in the perpendicular direction, as the difference of the projections of the centrum of colliding disks on the y -axes. We also define the total displacement Δr as shown in the Figure 1.

We plot distribution of the displacements Δr_x in the direction of the moves for the ECMC in the Figure 2 for three values of densities, $\eta = 0.68, 0.71, 0.73$. The corresponding values of the mean free path are given in the Table . Value of λ is defined with the density η as $\lambda = \sqrt{L^2/\pi N} - \sigma$, the free volume for the particle. Estimation of the value λ_{fit} from the fit is close to the free-path value λ for the low density, as can be expected from the definition of λ , and diverges for the large densities η .

TABLE I. Approximation of the distributions of the displacements Δr_x pictured in the Figure 2. Density η defines the disk radius σ and the free path value λ . The λ_{fit} is the value of the fit to expression (1) and χ^2 is the valued of the χ^2 .

η	σ	λ	λ_{fit}	χ^2
0.68	0.116311	0.02474	0.02382(4)	0.037
0.71	0.118849	0.02220	0.01980(7)	0.138
0.73	0.120511	0.02056	0.01628(6)	0.226

In the ECMC, the direction of the moves alternates from x -axes to the y -axes, therefore all real shifts of the disks follows to the expected distribution (1) and provides the equilibrium state of the system. In a way, this is an additional argument for the validity of the Event-Chain Monte Carlo approach for simulation of hard disks (and spheres).

The work is supported by the grant 17-07-01537 from Russian Foundation for Basic Research.

-
- [1] D.J. Alder, T. Einwohner, *Free-Path Distribution for Hard Spheres*, J. Chem. Phys. **43** (1965) 3399-3400.
 [2] D. Turnbull, M.H. Cohen, *On the free-volume model of the liquid-glass transition*, J. Chem. Phys. **52** (1970) 3038-

3041.
 [3] E.P. Bernard, W. Krauth, and D.B. Wilson, *Event-chain Monte Carlo algorithms for hard-sphere systems*, Phys. Rev. E, **80** (2009) 056704

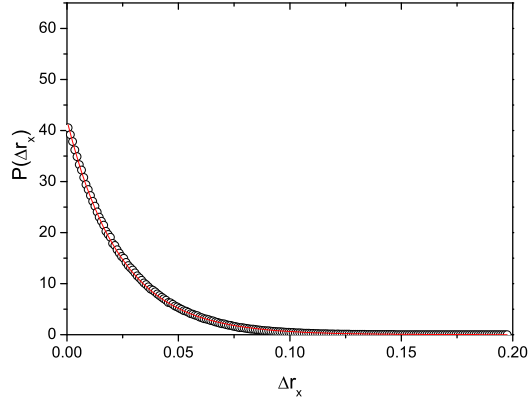
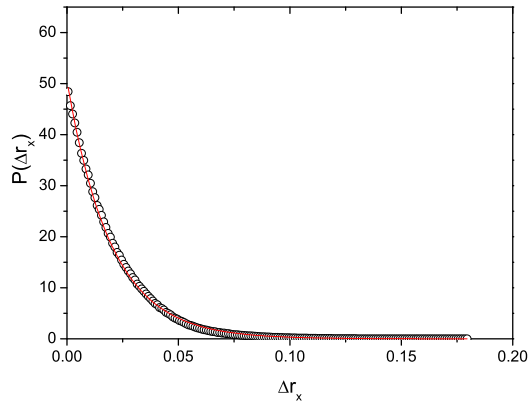
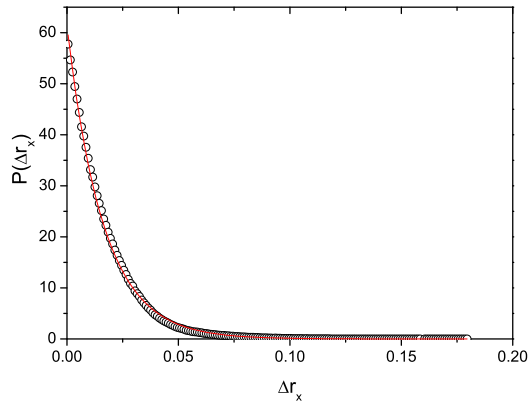
a) $\eta = 0.68$ b) $\eta = 0.71$ c) $\eta = 0.73$

FIG. 2. Distribution of the displacements Δr_x simulated using ECMC for the system of $N = 16$ hard disks, for three values of densities η . Number of chains $M = 10^6$.