

Attack-resistant Spanning Tree Construction in Route-Restricted Overlay Networks

Martin Byrenheid
Chair of Privacy and Data Security
TU Dresden
martin.byrenheid@tu-dresden.de

Stefanie Roos
Distributed Systems
Delft University of Technology
s.roos@tudelft.nl

Thorsten Strufe
Chair of Privacy and Data Security
TU Dresden
thorsten.strufe@tu-dresden.de

Abstract—Nodes in route-restricted overlays have an immutable set of neighbors, explicitly specified by their users. Popular examples include payment networks such as the Lightning network as well as social overlays such as the Dark Freenet. Routing algorithms are central to such overlays as they enable communication between nodes that are not directly connected. Recent results show that algorithms based on spanning trees are the most promising provably efficient choice. However, all suggested solutions fail to address how distributed spanning tree algorithms can deal with active denial of service attacks by malicious nodes.

In this work, we design a novel self-stabilizing spanning tree construction algorithm that utilizes cryptographic signatures and prove that it reduces the set of nodes affected by active attacks. Our simulations substantiate this theoretical result with concrete values based on real-world data sets. In particular, our results indicate that our algorithm reduces the number of affected nodes by up to 74% compared to state-of-the-art attack-resistant spanning tree constructions.

I. INTRODUCTION

Payment or state channel networks like Lightning [16] are the most promising approach to scaling blockchains, i.e., enabling blockchain-based payment systems to process tens of thousands of transactions per second with nearly instant confirmation. Participants in such payment networks establish channels for trading assets such as digital coins. As establishing channels requires use of the blockchain, which is both time- and cost-intensive, only nodes that frequently trade with each other establish payment channels [8]. All other payments pass from a sender to the receiver via multi-hop paths of channels. It is essential to find these paths in an effective, efficient, and privacy-preserving manner [19].

Similarly, social overlays require finding paths from a peer to another in a network consisting only of connections between trusted pairs of nodes to realize scalable and privacy-preserving distributed services [3], [18].

Both payment channel networks and social overlays hence share the need for a routing algorithm. A number of promising algorithms for both networks rely on Breadth-First-Search (BFS) spanning trees [13], [18], [19], as these permit finding shortest paths and achieve the most efficient communication. The underlying spanning tree construction algorithm determines the effectiveness, efficiency, and attack resilience of the routing. Resistance to attacks by malicious parties who aim to prevent the tree construction from converging towards

a correct spanning tree is particularly important. Preventing the construction of a correct spanning tree results in routing failures and hence constitutes a denial-of-service attack that undermines communication. Such attacks are realistic for both payment channel networks and social overlays. For payment channel networks, adversarial parties may undermine the routing of payments to sabotage competing operators. Social overlays such as Freenet aim to protect communication from censorship [3]. They clearly require attack resistance against participants aiming to execute censorship in the form of a denial-of-service attack.

In the context of route-restricted overlays with potentially malicious participants, spanning tree algorithms have to fulfill three requirements: (1) enable efficient communication by providing short paths between honest nodes in the spanning tree, (2) efficiently adapt to changes of the network structure, and (3) maintain high availability in the presence of malicious nodes that deliberately deviate from the construction protocol in order keep the network from converging. Yet, the existing work on spanning tree-based routing only evaluates the first two aspects jointly, leaving protection against malicious behavior out of scope despite the likely existence of malicious parties in both payment channel networks and social overlays.

In this work, we focus on achieving all three requirements jointly, giving rise to two key contributions:

- We present a self-stabilizing algorithm for the computation of a BFS spanning tree that uses cryptographic signatures to check the integrity of statements about the distance to the root node. We prove that the fraction of nodes reaching a stable, non-compromised state is higher than in state-of-the-art protocols.
- We present results from an extensive simulation study based on real-world data sets. The results demonstrate that the construction of BFS spanning trees without cryptographic measures is highly vulnerable to attacks, even if the adversary establishes just a handful of connections to honest nodes. Furthermore, we show that our algorithm substantially raises the necessary number of such attack connections to mislead a comparable number of nodes.

II. RELATED WORK

We review the existing work for routing in route-restricted overlays to show that the design of attack-resistant spanning

trees is indeed the key problem to solve. Afterwards, we consider the existing work on attack-resistant spanning tree constructions, which we then improve upon in the following sections.

A. Routing in route-restricted overlays

We define an *overlay network*, or just *overlay*, as a network between multiple logically connected nodes that communicate via a public infrastructure such as the Internet. In *route-restricted overlays*, the logical connections between nodes are explicitly managed by their respective users and hard or even impossible to adapt to create a topology that benefits routing. Apart from finding existing paths between nodes, routing algorithms have to be efficient and scalable with regard to delays for the delivery of messages, bandwidth and memory consumption to provide adequate service for large-scale peer-to-peer networks such as payment channel networks and social overlays. Recent work [13], [18], [19] underlines that only routing algorithms based on rooted spanning trees provide the necessary efficiency. Other approaches either use expensive flooding for path discovery [12] or setup virtual tunnels [14], [17], [24], which, in face of network dynamics, require costly maintenance [20]. Alternatively, some payment channel networks of smaller size use source routing [16], [21], which requires that each node maintains a snapshot of the entire network. Source routing hence does not scale, as any change to the network has to be broadcast. It furthermore reveals the connections of all users, thus jeopardizing the privacy of all participants.

In the context of social overlays, Hoefer et al. [10] suggested using greedy embeddings based on rooted spanning trees to enable efficient routing between nodes. The approach has later been extended to preserve the privacy of users and offer higher attack resistance [18]. However, their adversarial model only considers the routing and not the construction of the underlying spanning tree, which is an orthogonal approach to the one taken in this paper.

For payment channel networks, Malavolta et al. [13] adapted Landmark Routing [22], where a path between sender and receiver is determined through an intermediate node via the construction of a breadth-first-search tree rooted at the latter. Roos et al. later on adapted the greedy embeddings to payment channel networks [19]. Both works aim to achieve efficiency and privacy and do not consider security.

It thus remains an open question, if and how such spanning trees can be constructed in route-restricted overlays with malicious participants.

B. Attack-resistant spanning tree construction

In the context of self-stabilization, Dubois, Mazusawa, and Tixeuil proposed a BFS spanning tree algorithm and proved that this algorithm guarantees that all nodes, except those that are strictly closer to the adversary than to the root node, will eventually converge to a correct state [7]. While the algorithm by Dubois et al. offers provable attack resistance, it considers a computationally unbounded attacker. Protecting

against such a strong adversary disregards mechanisms such as digital signatures that can help to further decrease the number of affected nodes.

In the context of distance vector routing, which implicitly relies on BFS trees, Zapata and Asokan [26] proposed an improved version of the Ad Hoc On-demand Distance Vector [15] protocol that utilizes hash chains to keep malicious nodes from lying about their distance from the root node. Furthermore, their protocol employs cryptographic signatures to prevent attacks on the mechanism for the detection of routing loops. Subsequently, Hu et al. [11] proposed a protocol that utilizes hash chains both against attacks on the reported distance as well as against attacks on loop-detection, thus reducing computational overhead in contrast to digital signatures. In contrast to the work of Dubois et al., both approaches assume a computationally bounded attacker. However, they do not provide a formal proof of their security guarantees.

In summary, there exists no provably secure BFS tree construction algorithm under the assumption of a computationally bounded attacker. We expect that such an algorithm can provide protection to a larger set of nodes than the existing information theoretically secure algorithms.

III. MODEL AND NOTATION

We now formalize route-restricted overlays as well as the problem of computing a breadth-first-search tree in the context of self-stabilization.

A. System model

We model a route-restricted overlay $S = (V, E)$ as a finite set V of n nodes and a set of bidirectional communication links $E \subset V \times V$. For each node u , the set $N(u) = \{v \mid \{u, v\} \in E\}$ denotes the *neighbors of u* .

We build upon the shared memory model where each pair of nodes $\{u, v\} \in E$ can communicate via shared registers r_{uv} and r_{vu} , where u is only allowed to write into r_{uv} and read from r_{vu} . We thus call r_{uv} u 's *output register* and r_{vu} its *input register*.

Please note that we use the shared memory model solely to simplify formal analysis, as it omits the modeling of message transmission. We consider this to be reasonable, as we focus on malicious node behavior and neither link failures nor delays. Furthermore, there exist simple algorithms to transform distributed systems with message passing to the shared memory [5] model and back [6].

For the computation of a BFS tree, every node u holds the following elements:

- ID_u , a fixed, globally unique ID from a set \mathcal{ID} ,
- $level_u$, a non-negative integer variable denoting u 's current, assumed distance to the root,
- pID_u , a variable holding the ID of the node that is currently considered parent, in other words, the neighbor of u on the path to the root in the subgraph corresponding to the tree.

Furthermore, each communication register holds two values ID and $level$ such that each output register of a node u holds

u 's ID as well as its current $level$ -value. Each input register r_{vu} of a node u accordingly holds u 's current view of v 's ID and $level$ -value. In the following, we denote nodes in the set $N_{min}(u) = \{v \in N(u) | \forall n \in N(u) : level_v \leq level_n\}$ as *minimal neighbors* of u . Parent nodes are always minimal neighbors in BFS spanning trees.

We refer to the values currently held by the $level$ - and pID -variable of a node u as well as the register contents, at one point in time, as the *state* of u . The state of u is said to be *legitimate* if it fulfills Def. 1.

Definition 1. (Legitimate state) *Let $S = (V, E)$ be a route-restricted overlay with a distinguished root node $l \in V$ with ID -value $ID_L \in \mathcal{ID}$. The state of a node u is called legitimate if it fulfills the following conditions:*

- 1) $level_u = 0$ iff $ID_u = ID_L$
- 2) $level_u = level_{v_{min}} + 1$ if $ID_u \neq ID_L$
- 3) $pID_u = ID_u$ iff $ID_u = ID_L$
- 4) $\exists v_{min} \in N_{min}(u) : pID_u = ID_{v_{min}}$ if $ID_u \neq ID_L$

B. Adversary model

In this work, we consider adversaries who aim to perform large-scale denial of service attacks. For payment networks, they might be competing payment network operators who want to attract more users by rendering other networks unusable. For social overlays, the adversary might aim to weaken the privacy [1] or degrade utility so that users move to communication services with weaker privacy protection.

Allowing multiple adversaries to act in concert strictly increases their power. We hence assume a single, collective adversary who controls a set B of *malicious* (or *adversarial*) nodes and is able to set up a bounded number of connections between these malicious and *honest* nodes H . The motivation for these bounds is the difficulty of large-scale social engineering that will only be successful for a subset of participants.

During an attack, each malicious node may report incorrect data to the adjacent honest nodes in order to keep them from reaching or remaining in a legitimate state. Thus, malicious nodes may set their output registers arbitrarily and report different ID - and $level$ -values to different neighbors.

However, we assume that the adversary does not know all honest nodes and their internal connections a priori. Hence, he cannot choose which nodes will be malicious or which nodes will connect to malicious nodes. Given that social overlay and payment networks are large-scale and dynamic distributed systems with participants from a multitude of countries, we consider this assumption to be realistic.

For all practical purposes, the Dolev-Yao model, which assumes an adversary who is limited to polynomial-time attacks – and hence unable to break secure cryptographic primitives – has been accepted as realistic [4]. Hence, we aim for algorithms that protect against adversaries that are polynomially bounded.

C. Formalization of resilience and performance

We formalize the attack resistance of a spanning tree construction protocol via the concept of topology-aware (TA)

strict stabilization [7]. To do so, we express the combined state of an overlay, i.e., the state of every node at one point in time as a *configuration* γ .

Following the idea of self-stabilization, we consider that every node starts in an arbitrary state. Thus, nodes may change their state over time to reach a legitimate state. The sequence of configurations $\gamma_0, \gamma_1, \dots$ is called a *computation* Γ . The transition from γ_t to γ_{t+1} is called a *step* and corresponds to at least one node processing the data in its input register and writing corresponding data into its output register.

Note that self-stabilizing algorithms never terminate but repeatedly update their state and communication registers. However, a node executing a step may not actually change the values of its variables or output registers (e.g., because its current state is legitimate).

a) *Network dynamics:* Route-restricted overlays are dynamic: nodes may join and leave the system, connections between nodes are established or torn down over time. An overlay $S = (V, E)$ changes into an overlay $S' = (V', E')$ with a potentially different network size as a consequence of such events. According to literature, we call such changes *churn events*. To account for the fact that computations are defined for a fixed system S , a churn event interrupts a computation on S and starts a new computation on S' .

At the beginning of the new computation, all nodes in $V \cap V'$ have the same state as at the end of the computation on S , reflecting the fact that they cannot detect the change until they read from their registers. The remaining nodes in V' may start in an arbitrary initial state. In route-restricted networks, the initial state includes information about the register of neighbors, which the new node will eventually write to.

b) *Containment of attacks:* TA strict stabilization for a set $S_B \subset H$ of honest nodes denotes that every honest node u except those in the set S_B eventually reaches and remains in a legitimate state. We call the set S_B the *containment area* of S , because S_B (also called *lost nodes*) represents the part of the network in which the adversary can keep the state of nodes from converging, whereas all nodes outside of S_B (called *safe nodes*) will eventually reach and remain in a legitimate state.

We now formalize the concept of a node being part of a tree of honest nodes, i.e., a node having only honest ancestor on its path to the root.

Definition 2. (Root-directed path) *Given a route-restricted overlay S and a configuration γ , the root-directed path P_u of a node u is a finite sequence v_1, v_2, \dots, v_{n+1} of nodes in a legitimate state such that $v_{n+1} = u$ and $pID_{v_{i+1}} = ID_{v_i}$ for all $1 \leq i \leq n$ and either $pID_{v_1} = ID_{v_1}$ (the legitimate root) or v_1 is a malicious node. We call u ill-directed if v_i is malicious for any $1 \leq i \leq n$ and well-directed otherwise.*

As long as a node is ill-directed, it is subject to changes in the $level$ -value reported by the adversarial node on its root-directed path. Thus, it is not guaranteed to remain in a legitimate state. However, an ill-directed node is not inherently a lost node, because it might eventually become well-directed as the execution proceeds.

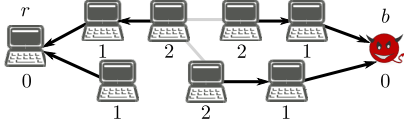


Figure 1. Example configuration, where a malicious node pretends to be the root r and thus becomes the parent of several honest nodes. Numbers below nodes denote *level*-values, the direction of each arrow denotes a parent-child relationship, such that an arrow from u to v represents that $pID_v = ID_u$. The grey line corresponds to a connection outside the spanning tree.

We express the situation that a node's state has converged and remains unaffected by attacks as follows:

Definition 3. (Stable state) *The state of a node u is said to be stable if it is legitimate and u will never change its $level_u$ - and pID_u -variable for the rest of the computation, i.e., as long as no churn event occurs. In particular, actions performed by malicious nodes do not affect u . A configuration γ is called S_B -stable if the state of every node in $V \setminus S_B$ is stable.*

We define a S_B -topology-aware-strictly-stabilizing (S_B -TA-strictly-stabilizing) algorithm as follows:

Definition 4. (S_B -TA-strictly-stabilizing algorithm) *A distributed algorithm \mathcal{A} is S_B -TA-strictly-stabilizing if and only if starting from an arbitrary configuration, every execution contains a S_B -stable configuration.*

c) *Time complexity:* To be able to reason about the time complexity that a distributed algorithm requires to reach a legitimate state, we use the concept of *asynchronous rounds*. The first *asynchronous round* of a computation Γ is the shortest prefix Γ' of Γ such that each node has read from and wrote to all of its registers at least once. The second asynchronous round then is the first asynchronous round of the computation following Γ' and so on. In other words, the length of an asynchronous round corresponds to the maximum amount of time needed for the slowest node (regarding computational speed) to process its inputs and write the corresponding outputs.

IV. SIGNATURE-BASED COMPUTATION OF BFS TREES

The state-of-the-art algorithm for the construction of BFS trees proposed by Dubois et al. [7] ensures that all honest nodes whose distance from the closest malicious node is higher or equal than their distance from the root will eventually reach a stable state. As the set of nodes that do not reach a stable state is often quite large in this case (see Figure 1 for an example), we investigate algorithms that defend more nodes against a realistic but computationally bounded attacker. We thus extend our system model such that each node u holds a public/private key pair p_u, s_u of an asymmetric cryptosystem. The public key p_u of each node u is stored in the ID -register and the secret s_u is stored in a new register called $secret_u$. The given leader ID_L then is the public key of the corresponding root node, implicitly choosing it as leader. Nodes do not require global knowledge of all other nodes' keys.

a) *Assumptions:* Three assumptions underlie our design:

- There is an honest root node whose key is known to all nodes (e.g., bank in a payment network [13]).

- Nodes have loosely synchronized clocks, so that the clocks of any pair of nodes differ at most by a constant Δ_C .
- The delay between two consecutive writes on any output register of a node is bounded by a constant Δ_D . This also means that after Δ_D time units, the updated value is available in the input register of the corresponding neighbor.

The first assumption is in accordance with the existing literature on tree-based routing in route-restricted overlays [13], [18], [19]. To ensure loosely synchronized clocks, all nodes can utilize a time synchronization protocol such as NTP.

b) *Level attestation:* To keep malicious nodes from lying about their distance to the root, we add a *levelAtt*-variable to each node u , which holds a finite sequence $P = (p_1, t_1, sig_1), (p_2, t_2, sig_2), \dots, (p_n, t_n, sig_n)$ of tuples called a *level attestation*. The elements p_i, t_i , and sig_i denote a public key, a timestamp, and a cryptographic signature, respectively. We say that such a sequence is *valid for node u at time t* if the following conditions are satisfied:

- 1) $p_1 = ID_L$,
- 2) $\forall i \in \{1, \dots, n\} : |t - t_i| < \Delta_C + \Delta_D \cdot (n - i + 1)$,
- 3) $\forall i \in \{1, \dots, n-1\} : sig_i$ is a signature over $p_{i+1} || t_i$ that is valid for p_i ,
- 4) sig_n holds a signature over $ID_u || t_n$ that is valid for p_n ,

where $a || b$ denotes the concatenation of a and b .

Condition (1) ensures that the first tuple of the attestation has indeed been generated by the root node. Condition (2) ensures that adversarial nodes cannot use obsolete attestations (e.g., from an earlier computation) forever. Condition (3) and (4) ensure that the signatures are computed correctly.

c) *Link signatures:* Additional to the level attestation, each node assigns a randomly chosen *neighbor ID* nID_v to each neighbor v once in the beginning of the algorithm. During the computation, every honest node tells each neighbor its respective neighbor ID. Whenever a neighbor of a node u transmits a new level attestation, it also has to send a corresponding *neighbor signature* that includes its neighbor ID assigned by u . Given a valid level attestation P with the last element (p, t, sig) and a cryptographic hash function h , a neighbor signature s is *valid for node u and neighbor v* if s is a valid signature over $nID_v || h(P)$ for p . This addendum keeps malicious nodes from sending a shortened version of an attestation received by an honest neighbor.

d) *Adaptive neighbor preference:* To ensure stabilization in the case that a node has multiple neighbors that are minimal according to Def. 1, each node with k neighbors assigns a unique number between 0 and $k - 1$ to each neighbor and chooses the minimal neighbor with the lowest number as parent. The number of the current parent is kept in a variable *prnt*. For the case that the preferred neighbor is ill-directed, the algorithm of Dubois et al. [7] adaptively changes which neighbor will be preferred whenever a node changes its parent. We implemented this strategy in our solution as follows: We add an offset counter $i_{start} \in \{0, \dots, k - 1\}$ such that u will

traverse its neighbors from i_{start} to $(k-1) + i_{start} \bmod k$. Whenever a node u changes its parent from the neighbor with number $prnt$ to a neighbor with a number $prnt'$ that, counting from i_{start} with wraparound, comes after $prnt$, then u will set i_{start} to $prnt'$, thus favoring $prnt'$ over $prnt$ in the future. To compare nodes' positions a and b with regard to i_{start} , we say that $a \prec_{i_{start}} b$ if either i) $i_{start} \leq a < b$, ii) $b < i_{start} \leq a$ or iii) $a < b < i_{start}$. Informally, $a \prec_{i_{start}} b$ indicates that b will be reached later than a when counting from i_{start} modulo k .

Algorithm 1: Spanning tree with level attestation

```

1 while true do
2   foreach  $i$  in  $N(u)$  do
3      $lr_{iu} := \text{read}(r_{iu})$ 
4    $ts := \text{getCurrentTime}()$ 
5    $i_{start} := i_{start} \bmod |N(u)|$ 
6   if  $ID = ID_L$  then
7      $pID := ID$ 
8      $level := 0$ 
9     foreach  $i$  in  $N(u)$  do
10       $sig_{lvl} := \text{sign}(lr_{iu}.ID || ts)$ 
11       $sig_{adj} := \text{sign}(lr_{iu}.nID || h((ID, ts, sig_{lvl})))$ 
12       $\text{write}(r_{ui}) := (ID, 0, (ID, ts, sig_{lvl}), nID_i, sig_{adj})$ 
13   else
14      $parentFound := false$ 
15      $N_{valid} := \{i \in N(u) \mid$ 
16        $isValidAtt(lr_{iu}.levelAtt, lr_{iu}.level + 1) \wedge$ 
17        $isValidLink(lr_{iu}.levelAtt, lr_{iu}.sig_{adj})\}$ 
18      $level := \min\{lr_{iu}.level \mid i \in N_{valid}\} + 1$ 
19     foreach  $i$  in  $1..k$  do
20        $j := i + i_{start} \bmod |N(u)|$ 
21       if not  $parentFound$  and  $N(j) \in N_{valid}$  and
22          $level = lr_{ju}.level + 1$  then
23         if  $prnt \prec_{i_{start}} j$  then
24            $i_{start} := j$ 
25            $prnt := j$ 
26            $pID := lr_{ju}.ID$ 
27            $levelAtt := lr_{ju}.levelAtt$ 
28            $parentFound := true$ 
29       foreach  $i$  in  $N(u)$  do
30          $sig_{lvl} := \text{sign}(lr_{iu}.ID || ts)$ 
31          $exAtt := \text{append}(levelAtt, (ID, ts, sig_{lvl}))$ 
32          $sig_{adj} := \text{sign}(lr_{iu}.nID || h(exAtt))$ 
33          $\text{write}(r_{ui}) := (ID, level, exAtt, nID_i, sig_{adj})$ 

```

e) *Spanning Tree Algorithm:* Algorithm 1 displays the pseudocode for our spanning tree construction algorithm: Each output register of every node u holds 5 elements, namely the ID - and $level$ -value of u as well as the $levelAtt$ - and nID -value together with the neighbor signature sig_{adj} for the corresponding neighbor. The algorithm leverages the following cryptographic functions: The $sign$ -function uses the key stored in the *secret*-register to compute a signature sig . The function h is a cryptographic hash function.

Every node periodically reads the content of each input register, processes the content, and writes corresponding outputs

to output registers. The current leader node generates a level attestation for each neighbor and writes its own ID and $level$ -value together with the respective nID -value, level attestation, and neighbor signature into the corresponding output register (Line 9–12).

During the processing stage (Line 14–25), an honest non-leader node recomputes its current pID -, $prnt$ -, $level$ - and $levelAtt$ -value. It first checks the validity of the received level attestations and neighbor signatures and computes the set of valid neighbors in Line 15. The $isValidAtt$ -function checks whether a given level attestation is valid, as defined above. If the given level attestation is valid, $isValidAtt$ further checks whether the length of the attestation equals the given level value and returns false in case of a mismatch. Given this check succeeds, the $isValidLink$ -function checks if a given sig_{adj} -value is valid for the corresponding neighbor. If a parent node with a valid level attestation has been chosen, the node first checks if its previous parent became either non-minimal or its attestation became invalid and if so, sets i_{start} to j . It is possible that $prnt$ might hold a value larger than $|N(u)| - 1$ (e.g. because its former parent had this number and left the overlay). $prnt$ will then be set to j which holds a value from the range $\{0, \dots, |N(u)| - 1\}$ (Line 18). Afterwards, it sets its $prnt$ -, pID - and $levelAtt$ -value accordingly. Finally, the node computes the corresponding level attestation for each neighbor and writes it into the respective output register (Line 27–30).

V. ANALYSIS

We prove that, given an honest root node r , Algorithm 1 is S'_B -TA-strictly-stabilizing with

$$S'_B = \{u \in H \mid \exists b \in B : d_{min}^B + d_S(b, u) - 1 \leq d_S(r, u)\} \quad (1)$$

where $d_{min}^B = \min_{b \in B} d_S(r, b)$. The “-1” stems from the fact that a malicious node can copy the outputs of an honest neighbor into its output registers (hence pretending to be its own predecessor), thus avoiding the need to append an attestation tuple and hence increase its maximum level.

Furthermore, let $d_S^H(u, v)$ denote the length of the shortest path between u and v in S that does not contain a malicious node. If no such path exists, we set $d_S^H(u, v) = \infty$. If malicious nodes repeatedly change their outputs in order to destabilize honest nodes, we show that our algorithm guarantees that all nodes in the set

$$S'_L = \{u \in H \mid \exists b \in B : d_{min}^B + d_S(b, u) - 1 < d_S^H(r, u)\} \quad (2)$$

will eventually reach a stable state. Informally, we show that $S'_L \subset S'_B$ is the containment area for an adversary that focuses on disrupting convergence by changing its behavior. However, for an arbitrary adversary aiming to maximize the fraction of ill-directed nodes, we achieve only a smaller containment area of S'_B .

A. Proof of S'_B -TA-strict stabilization

We start the actual proof by establishing key properties of level attestation to later leverage in the proof. In a nutshell,

malicious nodes can only influence keys that are used after the d_{min}^B -th element of a valid level attestation P but before the $|P| - d_{u,min}^B$ -th element with $d_{u,min}^B = \min_{b \in B} \{d_S(u, b)\}$. Based on this result, we can then show that a node is well-directed if their *levelAtt*-value is of length less than $d_{min}^B + d_{u,min}^B - 1$. Convergence to a stable state for all nodes in S'_B follows from the fact that the system will at some point reach a state when these nodes have a valid *levelAtt*-value with minimal levels and hence will not change parents anymore.

Lemma 1. *Let $P = (p_1, t_1, sig_1), \dots, (p_n, t_n, sig_n)$ be a level attestation. At time t , we have $|t - t_i| \leq \Delta_C + \Delta_D \cdot (n - i + 1)$ for all $1 \leq i \leq n$ and the computation has started at least $\Delta_C + \Delta_D \cdot n$ timeunits before. Consider a node u such that sig_n is a signature over $ID_u || t_n$. If P is valid, then the following two statements hold:*

- 1) *For $j \leq d_{min}^B$, p_j is the public key of an honest node v and $d_S(v, r) < j$.*
- 2) *For $j > n - d_{min,u}^B + 1$, p_j is the public key of an honest node v and $d_S(v, u) \leq n - j + 1$.*

Proof. We show the first claim by induction on j . As p_1 always needs to be the public key of the leader and the leader is honest by assumption, the claim holds for $j = 1$. Let $1 < j \leq d_{min}^B$ and assume the claim holds for $j - 1$. Then sig_{j-1} is a signature over $p_j || t_{j-1}$ using the secret key s_{j-1} associated with p_{j-1} . By induction hypothesis, p_{j-1} is the public key of an honest node w with distance $d_S(w, r) < j - 1 \leq d_{min}^B - 1$. $d_S(w, r) < d_{min}^B - 1$ implies that w has only honest neighbors, which only write their own keys to its output register for w to sign.

Furthermore, because w itself is honest, w only signs keys and timestamps that it reads from its input registers. Thus, for $p_j || t_{j-1}$ to be signed by w , p_j needs to be the key of an honest neighbor v of w . Given that w 's distance to the root is less than $j - 1$ by induction hypothesis, we also have $d_S(v, r) \leq d_S(w, r) + 1 < j$. This proves the first claim. Similarly, we show the second claim by induction on $j' = n - j + 1$. Note that if $d_{min,u}^B = 1$, i.e., u is the neighbor of a malicious node, then there is nothing to show as there is no p_j such that $j > n - d_{min,u}^B + 1$. So, we assume $d_{min,u}^B > 1$. For $j' = 1$, we only have to consider the key p_n . As u is honest, it will only write its own key into output registers to be signed by neighbors. If $d_{min,u}^B > 1$, all of u 's neighbors are honest. They would hence only sign u 's key concatenated with a timestamp with their own, meaning that any node v with public key p_n is indeed an honest node and $d_S(v, u) = 1$. Consider $1 < j' < d_{min,u}^B$ and assume the claim holds for $j' - 1$. Hence, $p_{n-(j'-1)+1}$ is the public key of an honest node w with $d_S(w, u) \leq j' - 1$. w writes its public key and a timestamp to the registers that will be read by its neighbors. As $j' - 1 < d_{min,u}^B - 1$, these neighbors are honest and will sign the key and timestamp with their own keys. Hence, any public key $p_{n-j'+1}$ whose corresponding secret key has been used to sign $p_{n-(j'-1)+1} || t_{n-(j'-1)}$ belongs to an honest neighbor v of w with $d_S(v, u) \leq d_S(w, u) + 1 = j'$. So, the second

claim follows by induction as well. \square

Lemma 2. *Let the computation have started at least $\Delta_C + \Delta_D \cdot n$ timeunits before and $u \in V \setminus S'_B$ be a node with a *levelAtt*-value of length $n < d_{min}^B + d_{u,min}^B - 1$. Then u is well-directed.*

Proof. By Lemma 1, the first d_{min}^B public keys have to belong to honest nodes and the last $d_{u,min}^B - 1$ keys have to belong to honest nodes as well. Hence, if $n < d_{min}^B + d_{u,min}^B - 1$, all keys p_j have to belong to an honest node v_j for $1 \leq j \leq n$. Set $v_{n+1} = u$.

u can only be ill-directed if at least one v_j has their *pID*-value set to a key provided by a malicious node. First, consider the case that $j < d_{min}^B$. By Lemma 1, $d_S(v_j, r) < d_{min}^B - 1$, meaning that v_j only has honest neighbors. Honest nodes only write their own keys in the register of their neighbors, so that v_j can hence only set its *pID*-value to one of their keys. Now, consider $j > d_{min}^B$, i.e., $n - j + 1 < n - d_{min}^B + 1 \leq d_{u,min}^B - 1$. According to Lemma 1, $d_S(v_j, u) \leq n - j + 1 < d_{u,min}^B - 1$. Again, v_j has only honest neighbors and can hence only set its *pID*-value to one of their keys.

It remains to consider the case $j = d_{min}^B$. By the first part of the proof, v_j is the only node that can have malicious neighbors. Assume that v_j has set its *pID* to a malicious neighbor b . For u 's *levelAtt* to correspond to a valid attestation, v_{j-1} has to sign $p_j || t_{j-1}$ resulting in sig_{j-1} , append $(p_{j-1}, t_{j-1}, sig_{j-1})$ to the attestation, and write the attestation to the register corresponding to the neighbor that wrote p_j to the register. Because v_{j-1} has only honest neighbors, the respective neighbor has to be v_j , the only honest node that would claim p_j as its key. So, in order for u 's *levelAtt*-value to include $(p_{j-1}, t_{j-1}, sig_{j-1})$, v_j must have read the register and disseminated $(p_{j-1}, t_{j-1}, sig_{j-1})$ as part of a level attestation. Consequently, v_j is aware that v_{j-1} offers a root-directed path of supposed length $j - 2 \leq d_{min}^B - 2$. For v_j to choose a different parent, b has to produce a valid attestation $\tilde{P} = (\tilde{p}_1, \tilde{t}_1, \tilde{sig}_1), \dots, (\tilde{p}_l, \tilde{t}_l, \tilde{sig}_l)$ with $l \leq j - 1$ and \tilde{sig}_l being a signature over $ID_{v_j} || \tilde{t}_l$. Furthermore, b has to ensure that the *isValidLink*-function returns *true*. The neighbor-related signature has to be signed by the secret key \tilde{s}_l corresponding to \tilde{p}_l . As b can not forge signatures, \tilde{P} has to be a (potentially shortened) attestation that b has read from one of its input registers. For such an attestation, \tilde{p}_l belongs to an honest node w at distance at most $l - 1$ from the root by Lemma 1. Due to $d_S^H(w, r) \leq l - 1 < d_{min}^B - 1$, w has no malicious neighbors. By Algorithm 1, w only writes signatures over $nID_w || h(L)$ to registers of neighbors. Being honest, these neighbors do not disseminate the respective signatures. As a consequence, b can not obtain the required neighbor signature and hence v_j does not accept any attestation from b as its *levelAtt*-value.

In summary, none of the nodes v_j has its *pID*-value set to a key provided by a malicious node and hence u is indeed well-directed. \square

Theorem 1. *Given any route-restricted overlay network S with diameter $\text{diam}(S)$, a computation of Algorithm 1 starting from an arbitrary configuration will reach a S'_B -stable configuration γ^* within at most $\text{diam}(S) + 1$ asynchronous rounds. Thus, Algorithm 1 is S'_B -TA-strictly-stabilizing.*

Proof. We first show that after $l + 1$ rounds, all nodes $u \in V \setminus S'_B$ within distance l of the root are well-directed and have *levelAtt*-values of length l . The properties from Definition 1 follow. Last, we show that these nodes remain well-directed.

After the first round, the root has written its information to all registers. After the second round, the neighbors of the root have processed these registers. Hence, each such neighbor u will set its *levelAtt*-value to an attestation of length 1. If $u \in V \setminus S'_B$, the distance $d_S(u, b) \geq 2$ for any malicious node b and hence by Lemma 2, u is well-directed. So, the claim holds for $l = 1$.

Assume the claim holds for l , i.e., after $l + 1$ rounds, all nodes $v \in V \setminus S'_B$ within distance l of the root are well-directed and have *levelAtt*-values of l . They know the IDs their neighbors have assigned to them as $l > 1$ indicates that they have read it from the register at least once. As a consequence, they can construct a valid attestation of length $l + 1$ for each neighbor w as well as the necessary signature over the neighbor ID nID_w . They write this information to the register r_{vw} . After $l + 1$ rounds, any node $u \in V \setminus S'_B$ at distance $l + 1$ from the root has read the register corresponding to its neighbors at distance l to the root. As a consequence, u 's *levelAtt*-value is of length $l + 1$. As $u \in V \setminus S'_B$, Lemma 2 shows that u is well-directed. It follows by induction that within $\text{diam}(S)$ rounds, all nodes $u \in V \setminus S'_B$ are well-directed.

It remains to prove that the nodes in $V \setminus S'_B$ remain well-directed. To become ill-directed, a node has to change its *pID*-value. Let u be the first node to change its *pID*-value. According to Algorithm 1, u selects the parent from those neighbors that provide the shortest valid attestation and a valid neighbor signature. By assumption, u breaks ties consistently, meaning u only changes its parent if either i) u 's previous parent does not provide any valid attestation of the shortest length or provides an invalid neighbor signature, or ii) a neighbor that is not the current parent writes an attestation of a shorter length than u 's *levelAtt*-value to its register and the content of the register passes the two validity checks.

In order to conclude that neither i) or ii) are possible, consider the following: Let v be u 's parent and note that $v \in V \setminus S'_B$ by the definition of S'_B as $d_S(v, r) = d_S(u, r) - 1$ and $d_S(v, b) \geq d_S(u, b) - 1$ for all malicious nodes b . It follows recursively that all nodes on a root-directed path of u are in $V \setminus S'_B$. Case i) would imply that a node on the root-directed path changed its parent, as honest nodes do not write invalid attestations or neighbor signatures to registers. However, such a parent change contradicts the definition of u as the first node in $V \setminus S'_B$ to change its parent. If case ii) holds, by Lemma 1, u has to be well-directed after its parent change. Hence, its new parent w is an honest node. By the above, w and all

nodes on the new root-directed path are in $V \setminus S'_B$ and at least one of them has to have changed its parent for w to write an attestation of a different length. Again, such a change in parent is a contradiction to the definition of u . Consequently, nodes $u \in V \setminus S'_B$ do not change their *pID*-value for the rest of the computation and remain well-directed. \square

B. Proof of stabilization for S'_L under attacks

Building upon Theorem 1, we now show that under an attacker that frequently changes the output values of its nodes, all nodes u with $d_{\min}^B - d_S^H(b, u) - 1 = d_S^H(r, u)$ will eventually reach a stable state as well. Our result requires the concept of a S_B -disturbance, a concept similar to Dubois et al. [7]'s S_B -disruption.

Definition 5. (S_B -disturbance) *Two consecutive configurations γ_0 and γ_1 are a S_B -disturbance if at least one node $u \in V \setminus S_B$ changes its *level_u*- or *pID*-variable.*

In contrast to a S_B -disruption, a S_B -disturbance does not assume that all nodes in $V \setminus S_B$ have a legitimate state.

Theorem 2. *Given any route-restricted overlay S with diameter $\text{diam}(S)$ and $\text{deg}_{\text{sum}} = \sum_{u \in S'_B \setminus S'_L} |N(u)|$, a computation of Algorithm 1 starting from an arbitrary configuration will reach a S'_B -stable configuration γ^+ within at most $\text{diam}(S) + 1$ asynchronous rounds. After reaching the configuration γ^+ , S will reach a S'_L -stable configuration within at most $(2\text{deg}_{\text{sum}} - |S'_B \setminus S'_L|)$ S'_L -disturbances.*

Proof. The S'_B -stability after $\text{diam}(S) + 1$ asynchronous rounds follows from Theorem 1. In order to have S'_L -stability, all nodes in $S'_B \setminus S'_L$ have to reach a stable and legitimate state.

Let $u \in S'_B \setminus S'_L$. The proof consists of showing the following four claims:

- 1) u 's *level*-value is $\text{level}_u = d_S^H(u, r)$ for any configuration after γ^+ .
- 2) If u has a parent v such that v is a node on a path from u to the root of length $d_S^H(u, r)$ consisting of only honest nodes, then $v \in V \setminus S'_L$ and u will not change its *pID*-value in any subsequent configuration if $\text{prnt} = i_{\text{start}}$.
- 3) u will choose such a node v as a parent after at most $(2|N(u)| - 1)$ S'_L -disturbances that affect u , i.e., in which u changes its level or parent.
- 4) The maximal number of S'_L -disturbances until u is in a stable and legitimate state is $2\text{deg}_{\text{sum}} - |S'_B \setminus S'_L|$.

By definition of S'_B and S'_L , u has at least one path consisting of only honest nodes to the root r . Furthermore, as $d_{u, \min}^B + d_{\min}^B - 1 = d_S^H(u, r)$, u never receives a valid level attestation of length less than $d_S^H(u, r)$. So, we claim that after $\text{diam}(S) + 1$ asynchronous rounds, u has to have level $d_S^H(u, r)$. The previous claim obviously holds for $d_S^H(u, r) = 1$ and by induction holds for all $d_S^H(u, r)$ as any honest neighbor v of u with $d_S^H(v, r) = d_S^H(u, r) - 1$ sends a valid level attestation to u . Hence, u 's *level*-value does not change and the first claim holds.

For the second claim, consider Algorithm 1. u always selects the minimal neighbor whose unique index is reached first. If $prnt = i_{start}$, u first considers its current parent, which is v (Line 18). u only replaces v if it does not receive a valid attestation of length $d_S^H(v, r)$ and link signature from v . As v is honest, it does not send invalid attestations or link signatures. So, a change would only happen if v changes its *level*-value. We now show that v does not change its *level*-value and hence u does not change its *pID*-value. If $v \in V \setminus S'_B$, v is in a stable state and hence does not change its *level*-value. By the first part of the proof, $v \in S'_B \setminus S'_L$ also does not change its *level*-value. So, it remains to show that $v \notin S'_L$. By definition, v has a path to r consisting of only honest nodes and being of length $d_S^H(v, r) = d_S^H(u, r) - 1$. Similarly, as v is a neighbor of u , we have $d_{v,min}^B \geq d_{u,min}^B - 1$, i.e., v is at most 1 hop closer to any malicious node than u . So, $d_{v,min}^B + d_{min}^B - 1 \geq d_{u,min}^B + d_{min}^B - 1 - 1 \geq d_S^H(u, r) - 1 = d_S^H(v, r)$. The third step follows from Eq. 2 because $u \in V \setminus S'_L$. So, $d_{v,min}^B + d_{min}^B - 1 \geq d_S^H(v, r)$ and hence again by Eq. 2, $v \notin S'_L$. So, indeed, u does not change its *pID*-value.

The third claim ascertains that u chooses such a v as parent after at most $(2|N(u)| - 1) S'_L$ -disturbances affecting u . By the above, a S'_L -disturbance can only affect u 's *pID*-value. We determine an upper bound on the number of times the *pID*-value can change until $i_{start} = prnt$ and v is the parent node. Let l be the local index of v assigned by u and

$$h(m, i) = \begin{cases} m - i & \text{if } m \geq i \\ m - i + |N(u)| & \text{if } m < i \end{cases}$$

As the result of a S'_L -disturbance, u 's parent changes to either v or a node with pointer $prnt' \neq prnt$ with $h(prnt', i_{start}) < h(l, i_{start})$. If it changes to $prnt'$, we either have $h(prnt', i_{start}) < h(prnt, i_{start})$ or $h(prnt', i_{start}) > h(prnt, i_{start})$. In this first case, i_{start} remains the same (Line 20). However, the maximal number of consecutive decreases of the function $h(prnt, i_{start})$ is $h(l, i_{start}) - 1 \leq |N(u)| - 1$. Once $i_{start} = prnt$, $h(prnt, i_{start}) = 0$. Any further change corresponds to the second case, as the condition in Line 20 will hold for any new parent and so $h(p, i_{start})$ continues to be 0. In the second case, i.e., $h(prnt', i_{start}) > h(prnt, i_{start})$, i_{start} is now set to p' , i.e., $h(l, i_{start})$ decreases. $h(l, i_{start})$ can decrease at most $|N(u)|$ times. So, the total number of S'_L -disturbances until u chooses v as a parent are the sum of possible instance of the first and the second case, namely $|N(u)| - 1 + |N(u)| = 2|N(u)| - 1$. Furthermore, $i_{start} = prnt$ holds after these disturbances.

The fourth and last claim establishes that all nodes in $V \setminus S'_L$ are in a legitimate and stable state after at most $2deg_{sum} - |S'_B \setminus S'_L|$ disturbances. First note that each S'_L -disturbance has to affect a node in $S'_B \setminus S'_L$. This is a direct consequence of the definition of S'_L -disturbance and the fact that S is S'_B -stable. A S'_L -disturbance requires a node in $V \setminus S'_L$ to change its level or parent but nodes in $V \setminus S'_B$ are in a stable state already, so the affected node has to be in $(V \setminus S'_L) \cap S'_B = S'_B \setminus S'_L$. Combining the second and third claim, nodes $u \in S'_B \setminus S'_L$ are

Table I
STRUCTURAL PROPERTIES OF GRAPHS USED FOR SIMULATION, WITH AVG. SHORTEST PATH LENGTH (CPL) AND CLUSTERING COEFFICIENT (CC).

Graph	# nodes	# edges	CPL	CC
Facebook	63,392	816,886	4.32	0.253
Ripple	67,149	99,787	3.82	0.154
Randomized Facebook	63,392	816,886	3.58	0.005
Erdős-Renyi		824,096	3.74	< 0.001

affected at most $2|N(u)| - 1$ times by a S'_L -disturbance. So, the total number of S'_L -disturbances until no node in $V \setminus S'_L$ can be affected anymore is $\sum_{u \in S'_B \setminus S'_L} (2|N(u)| - 1) = 2deg_{sum} - |S'_B \setminus S'_L|$. It remains to show that all these nodes are indeed in legitimate states. By the second and third claim, all nodes in $S'_B \setminus S'_L$ have an honest parent in $V \setminus S'_L$. In addition, all nodes in $V \setminus S'_B$ have an honest parent in $V \setminus S'_L$ because of the S'_B -stability. Hence, a node $u \in S'_B \setminus S'_L$ cannot have an ancestor in $B \cup S'_L$ and is hence well-directed and in a legitimate state. Furthermore, u is in a stable state by the second claim. \square

VI. EVALUATION

Using OMNeT++ [23], we implemented a simulation to evaluate the impact of our attestation-based construction algorithm on the number of lost nodes in comparison to the non-cryptographic state-of-the-art. Furthermore, we investigated the impact of the network structure, the position of the root node, and the placement of edges between honest nodes and malicious nodes.

A. Metrics, Data Sets, and System Parameters

Given a distributed system $S = (V, E)$ with a subset H of honest nodes and a S_B -TA stabilizing spanning tree construction algorithm, we measured the ratio of lost nodes (RLN) $|S_B|/|H|$. A low ratio of lost nodes corresponds to high attack resistance.

Route-restricted overlays include both social overlays and payment networks. We hence utilized a real-world graph for each of them and compare the results with synthetic graphs for the purpose of characterizing the impact of various topological features. *Facebook* denotes a real-world graph of Facebook [25], as used in several prior studies [14], [18]. *Ripple* denotes a real-world graph from the Ripple payment network [19]. *Ripple* has a low number of edges and a heavily skewed degree distribution: 95% of all nodes have a degree less or equal than the average degree of approximately 3. Our synthetic data sets are i) a random synthetic network (denoted *randomized Facebook*) with the same degree distribution as the Facebook graph and ii) an Erdős and Renyi graph (*ER*) with approximately the same number of nodes and edges as *Facebook* but normal distributed degrees [9]. Comparing *Facebook* with *randomized Facebook* enabled us to characterize the impact of clustering while the comparison of *randomized Facebook* and *ER* revealed the impact of the degree distribution.

We considered the number of malicious nodes and the time of their presence to be unbounded but limit the total number g of connections between honest nodes and malicious nodes.

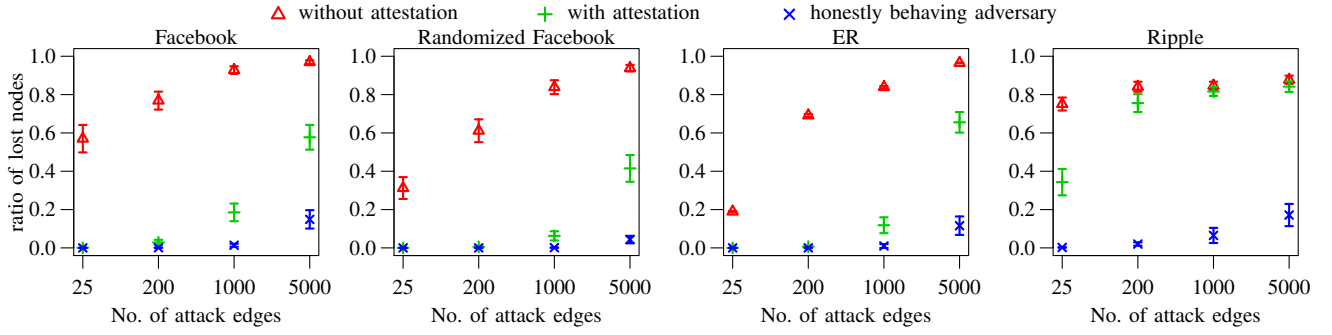


Figure 2. Observed mean ratio of lost nodes over 100 runs per configuration for 25, 200, 1000, and 5000 attack edges under the first adversarial behavior. The bars above and below each point represent 99% confidence intervals.

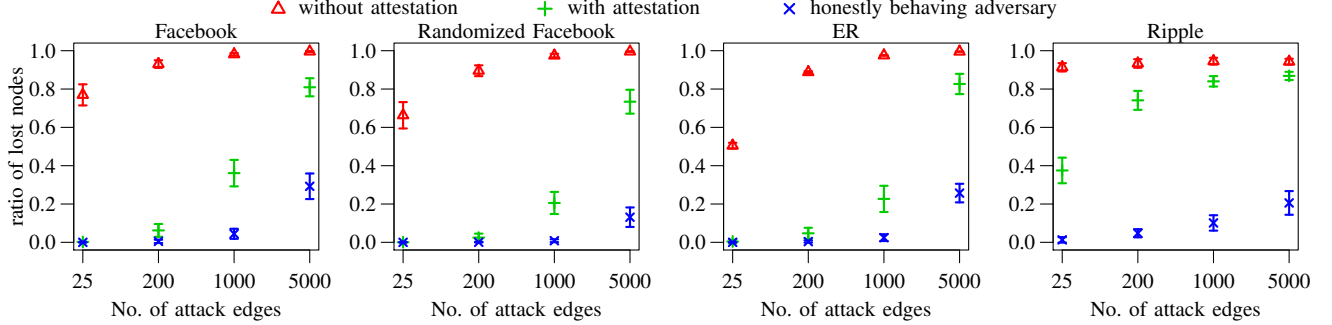


Figure 3. Observed mean ratio of lost nodes over 100 runs per configuration for 25, 200, 1000, and 5000 attack edges under the second adversarial behavior. The bars above and below each point represent 99% confidence intervals.

To model that all nodes are colluding, we represented them as a single node with g edges.

B. Set-up

We investigated the resistance of spanning tree algorithms to adversarial behavior given structural differences of the networks and a varying number g of attack edges. For all scenarios, we performed 100 runs to obtain statistically significant results.

We assumed the adversary knows all nodes but can only establish a connection to a subset with limited size. Following [2] we also assumed that users with many contacts are more likely to accept new requests and thus connect with a malicious node. We hence added a single adversary m to the graph and choose the g honest neighbors at random, with a probability proportional to their degree. Afterwards, a root node r was chosen uniformly at random from all honest nodes and the leader ID of each honest node was set accordingly.

We executed different spanning tree constructions for various adversarial behaviors. The two spanning tree algorithms are Algorithm 1, i.e., spanning tree construction with level attestation, and the state-of-the-art protocol by Dubois [7]. The two adversarial behaviors are:

- 1) The attacker aims to prevent convergence by causing disturbances. By Theorem 2, the set of lost nodes corresponds to S'_L as defined in Eq. 2. Similarly, the set of lost nodes for the state-of-the-art protocol is $S_L = \{u \in H : d_S(u, m) < d_S(u, r)\}$ [7].
- 2) The attacker aims to maximize the number of ill-directed nodes. In this case, the adversary always pretends to be

as close to the root as possible and does not perform any disturbances. In this case, the set of lost nodes is S'_B as defined in Eq. 1 according to Theorem 1. For the state-of-the-art protocol, the set of lost nodes is $S_B = \{u \in H : d_S(u, m) < d_S(u, r)\}$.

To investigate how strongly the cheating by one level (described in Sec. V) affects the number of lost nodes when Algorithm 1 is used, we furthermore simulated a modified adversary which does not cheat, effectively following Algorithm 1 correctly.

C. Impact of Level Attestation

Figure 2 show the obtained mean RLN with 99% confidence intervals for the four graphs and both algorithms under the first adversarial behavior. Figure 3 shows the corresponding data under the second adversarial behavior. Especially for the Facebook graph, its randomized version, and the ER graph, Algorithm 1 considerably reduced the ratio of lost nodes compared to the state-of-the-art protocol. For the latter, an attack with 25 edges resulted in a mean RLN of 0.57, 0.31, 0.19, and 0.75 for the Facebook graph, the randomized Facebook graph, the ER graph and the Ripple graph, respectively, under the first adversarial behavior. Under the second adversarial behavior, the mean RLN increased to 0.77, 0.66, 0.5 and 0.91 for the four graphs. When applying Algorithm 1, the mean RLN at 25 attack edges under the first adversarial behavior dropped down to 0.0005, 0.00006, 0.00005, and 0.34 for the Facebook graph, the randomized Facebook graph, the ER graph, and the Ripple graph, respectively. Similarly, the

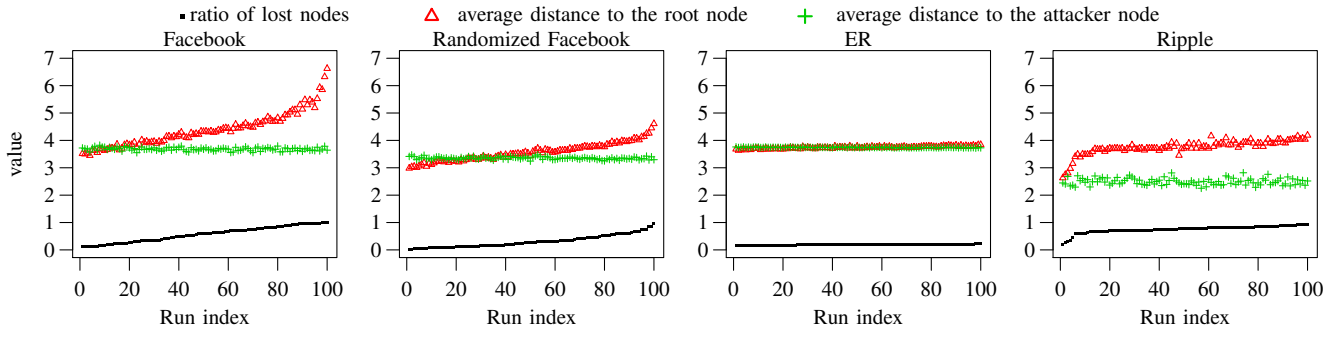


Figure 4. Obtained RLN values for the state-of-the-art protocol together with the average shortest path length to the root node and average shortest path length to the adversary node of the respective simulation run with 25 attack edges. The runs are ordered according to the RLN value in ascending order.

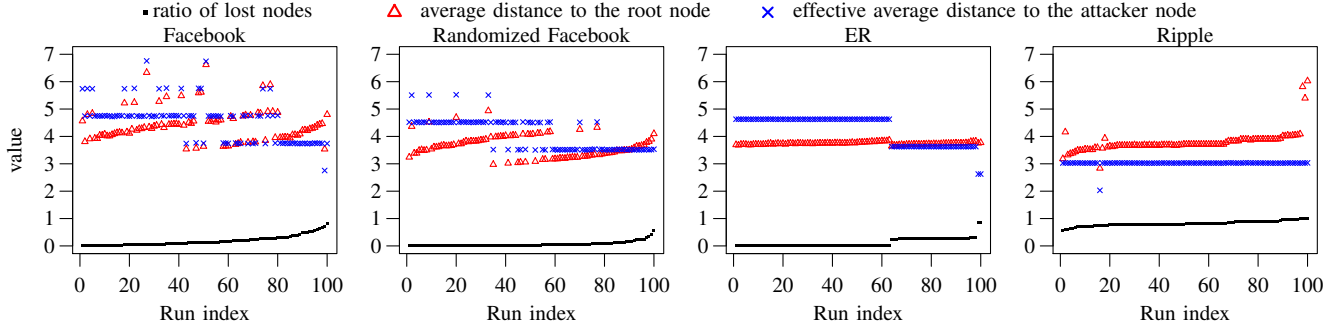


Figure 5. Results for the simulation runs of Algorithm 1 and 1000 attack edges. The *effective average distance to m* denotes the term $\bar{d}(m) + d(m, r) - 1$. The runs are ordered according to the RLN value in ascending order.

mean RLN at 25 attack edges under the second adversarial behavior decreased to 0.002, 0.0006, 0.004 and 0.38 for the four graphs. Even for 1000 attack edges, the mean RLN for the Facebook graph, its randomized variant, and the ER graph significantly decreased from 0.93, 0.84, and 0.84 to 0.18, 0.06, and 0.12, respectively under the first adversarial behavior. Under the second adversarial behavior, the mean RLN at 1000 attack edges was reduced from 0.98, 0.97, 0.98 and 0.95 to 0.36, 0.21 and 0.23 for the Facebook graphs and the ER graph. In summary, while the exact numbers differ for the two adversarial behaviors, the overall result is the same: Algorithm 1 achieves a considerable higher number of well directed nodes than the state of the art.

In the scenario with an adversary that does not cheat by a level, the mean RLN was considerably lower than in the scenario with Algorithm 1 alone, especially with 1000 and 5000 attack edges for both adversarial behaviors. Referring to Table I we realize that all graphs used in our experiment have a very low average path length, and all nodes are in short distance from the root node. Increasing the adversary's reported *level* value by 1 then represents a significant disadvantage for the attack. We conjecture that this causes many nodes to remain well-directed and investigate this relationship in more detail in the following.

For the Ripple graph, the improvement regarding mean RLN was considerably lower than for the other graphs. In the following, we describe the impact of distances between honest nodes, malicious nodes, and the root node on the RLN to explain this stark difference.

D. Impact of Network Structure

We start with a discussion of our results for the state-of-the-art algorithm and subsequently present results for Algorithm 1. Because the correlations between the different aspects were similar for both adversarial behaviors, we focus on our results for the first adversarial behavior.

a) *State-of-the-Art Spanning Tree Construction*: We considered the average hop distance over all honest nodes to the root node $\bar{d}(r)$ and to the attacker node $\bar{d}(m)$ for each simulation run. The lower $\bar{d}(r)$ is compared to $\bar{d}(m)$, the more honest nodes will have a lower hop distance to r than to m and thus be well-directed. Therefore, we expected a positive correlation between $\bar{d}(r) - \bar{d}(m)$ and the RLN.

Figure 4 shows the obtained RLN values in ascending order together with the corresponding value for $\bar{d}(r)$ and $\bar{d}(m)$ for 25 attack edges and both adversarial behaviors. Indeed, the difference $\bar{d}(r) - \bar{d}(m)$ generally correlated with the RLN. While $\bar{d}(m)$ only varied slightly between the different runs on each graph, there were notable differences in the behavior of $\bar{d}(r)$ between the graphs: It varied highly for the two Facebook graphs and to some extent for the Ripple graph but barely for the ER graph.

The reason for the small variance in $\bar{d}(r)$ for ER is due to the uniform probability of two nodes being connected. As a consequence, it was very unlikely that the average distance of any node significantly differs from the other nodes. The degree of m , corresponding to the 25 attack edges, was close to the average degree of 26. However, the mean RLN was only 0.19, which stems from the fact that there was a high number of nodes whose distance to the root node equalled that to the

malicious node. These nodes chose the path to the root node when the malicious node continuously causes disturbances.

For the Facebook graphs and Ripple, there is a higher variance of the root node degree and hence of the average distance to the root. The distances in the randomized graph were generally lower than in the original Facebook graph due to its lower average path length. Furthermore, $\bar{d}(r)$ correlated more strongly with the RLN, possibly due to the absence of outlier nodes with increased shortest path length. In contrast to those two graphs, Ripple has a highly skewed degree distribution, meaning that the random root node's degree was 1 in 73 out of a 100 runs. The degree of the adversarial node, i.e., 25, was hence generally higher than the degree of the root, leading to shorter paths to the malicious nodes and hence the observed high RLN.

b) *Algorithm 1*: In addition to $\bar{d}(r)$, we computed the effective average hop distance $D(m) = \bar{d}(m) + d(m, r) - 1$, as $d(m, r) - 1$ is the *level*-value that m propagated during a simulation run. We expected a positive correlation between $\bar{d}(r) - D(m)$ and the RLN, i.e., if nodes were closer to the root node than $D(m)$, they should have been well-directed and otherwise not.

In all runs with 25 attack edges, $D(m)$ was considerably higher than $\bar{d}(r)$ such that only a very small number of nodes became ill-directed. Figure 5 thus shows our more distinct results for an adversary with 1000 attack edges, ordered by the RLN. The results indeed validated the expected correlation. Due to the high number of attack edges, the $\bar{d}(m)$ value of each run only differed slightly from its mean value of 2.75, 2.52, 2.63, and 2.02 for the Facebook graph, the randomized Facebook graph, the ER graph, and the Ripple graph, respectively. Thus, the values of $D(m)$ mainly depended on $d(m, r)$ and hence differed by integer values.

Again, the degree of correlation between $\bar{d}(r) - D(m)$ and the RLN varied between graphs. The Facebook graph generally had a longer average shortest path length and hence varied in $\bar{d}(r)$ considerably. In contrast, the value of $\bar{d}(r)$ was more stable for the randomized Facebook graph and the ER graph, so that $d(m, r)$ is indeed the main impact factor.

Here, we also find the explanation for the strong difference between the mean RLN values for the simulations of Algorithm 1 with a cheating adversary and those of Algorithm 1 with a non-cheating adversary on the Ripple graph. It stems from the fact that the $d(m, r)$ value decreased very slowly as the number of attack edges increases. Concretely, the mean value of $\bar{d}(r)$ was roughly 3.8, irrespective of the number of attack edges and the construction algorithm. In the case of 25 attack edges, the mean value for $D(m)$ was 3.9 and in the case of 5000 edges, it was 2.9, such that the *level* value propagated by m was low enough to cause a high number of nodes to become ill-directed. As the value of $D(m)$ was increased by 1 when the adversary does not cheat, it was higher than $\bar{d}(r)$ for any considered number of attack edges, resulting in a negative $\bar{d}(r) - D(m) - 1$ and hence a low impact of the attack. In contrast, $\bar{d}(r) - D(m)$ was positive, corresponding to an attack of high impact.

c) *Summary of Results*: The first part of our evaluation showed that our protocol based on cryptographic signatures is much more robust to malicious behavior and attacks than state-of-the-art solutions without the usage of cryptography. Indeed, as displayed in Figure 2, to compromise a similar number of nodes, the adversary needs to establish up to 200 times as many attack edges compared to the algorithm by Dubois [7].

VII. CONCLUSION

In this paper, we leveraged cryptographic signatures to design a BFS tree algorithm that greatly reduces the number of nodes affected by attacks. Based on the concept of topology-aware strict stabilization, we proved that this algorithm only allows malicious nodes to report a distance to the root that differs by at most one from the correct value. Our evaluation based on real-world scenarios demonstrates that this novel construction provides crucial security improvements over existing, non-cryptographic algorithms. Yet, our results indicate that the resistance to attacks is highly correlated with the degree of the root node, highlighting the need to develop secure leader election algorithms that prioritize high-degree nodes.

VIII. ACKNOWLEDGEMENTS

This work has been funded by the German Research Foundation (DFG) Grant STR 1131/2-2 and EXC 2050 ‘‘CeTI’’.

REFERENCES

- [1] Nikita Borisov, George Danezis, Prateek Mittal, and Parisa Tabriz, *Denial of service or denial of security?*, Computer and Communications Security, 2007.
- [2] Yazan Boshmaf, Ildar Muslukhov, Konstantin Beznosov, and Matei Ripeanu, *The socialbot network: when bots socialize for fame and money*, Computer Security Applications, 2011.
- [3] Ian Clarke, Oskar Sandberg, Matthew Toseland, and Vilhelm Verendel, *Private communication through a network of trusted connections: The dark freenet*, <https://freenetproject.org/assets/papers/freenet-0.7.5-paper.pdf>, 2010.
- [4] Danny Dolev and Andrew Yao, *On the security of public key protocols*, IEEE Transactions on Information Theory (1983), 198–208.
- [5] Shlomi Dolev, *Self-stabilization*, MIT press, 2000.
- [6] Shlomi Dolev, Amos Israeli, and Shlomo Moran, *Resource bounds for self-stabilizing message-driven protocols*, SIAM Journal on Computing (1997), 273–290.
- [7] Swan Dubois, Toshimitsu Masuzawa, and Sébastien Tixeuil, *On byzantine containment properties of the min+1 protocol*, Symposium on Self-Stabilizing Systems, 2010.
- [8] Stefan Dziembowski, Sebastian Faust, and Kristina Hostáková, *General state channel networks*, Computer and Communications Security, 2018.
- [9] P Erdős and A Rényi, *On random graphs i*, Publicationes Mathematicae Debrecen (1959), 290–297.
- [10] Andreas Hofer, Stefanie Roos, and Thorsten Strufe, *Greedy Embedding, Routing and Content Addressing for Darknets*, KiVS/NetSys, 2013.
- [11] Yih-Chun Hu, David B Johnson, and Adrian Perrig, *Sead: Secure efficient distance vector routing for mobile wireless ad hoc networks*, Ad hoc networks **1** (2003), no. 1, 175–192.
- [12] Tomas Isdal, Michael Piatek, Arvind Krishnamurthy, and Thomas Anderson, *Privacy-preserving p2p data sharing with oneswarm*, ACM SIGCOMM Computer Communication Review **41** (2011), no. 4, 111–122.
- [13] Giulio Malavolta, Pedro Moreno-Sanchez, Aniket Kate, and Matteo Maffei, *Silentwhispers: Enforcing security and privacy in credit networks*, Network and Distributed System Security, 2017.
- [14] Prateek Mittal, Matthew Caesar, and Nikita Borisov, *X-vine: Secure and pseudonymous routing in dhds using social networks*, Network and Distributed System Security, 2012.

- [15] C. Perkins, E. Belding-Royer, and S. Das, *Ad hoc on-demand distance vector (aodv) routing*, RFC 3561, RFC Editor, July 2003.
- [16] Joseph Poon and Thaddeus Dryja, *The bitcoin lightning network: Scalable off-chain instant payments*, Tech. report, <https://lightning.network/lightning-network-paper.pdf>, 2016.
- [17] Pavel Prihodko, Slava Zhigulin, Mykola Sahno, Aleksei Ostrovskiy, and Olaoluwa Osuntokun, *Flare: An approach to routing in lightning network*, 2016, Available at: https://bitfury.com/content/downloads/whitepaper_flare_an_approach_to_routing_in_lightning_network_7_7_2016.pdf.
- [18] Stefanie Roos, Martin Beck, and Thorsten Strufe, *Anonymous addresses for efficient and resilient routing in f2f overlays*, INFOCOM, 2016.
- [19] Stefanie Roos, Pedro Moreno-Sanchez, Aniket Kate, and Ian Goldberg, *Settling payments fast and private: Efficient decentralized routing for path-based transactions*, Networks and Distributed Systems Security, 2018.
- [20] Stefanie Roos and Thorsten Strufe, *On the impossibility of efficient self-stabilization in virtual overlays with churn*, IEEE INFOCOM, IEEE, 2015.
- [21] Vibhaalakshmi Sivaraman, Shaileshh Bojja Venkatakrishnan, Mohammad Alizadeh, Giulia Fanti, and Pramod Viswanath, *Routing cryptocurrency with the spider network*, arXiv preprint arXiv:1809.05088 (2018).
- [22] Paul F Tsuchiya, *The landmark hierarchy: a new hierarchy for routing in very large networks*, SIGCOMM Computer Communication Review, vol. 18, ACM, 1988, pp. 35–42.
- [23] Andras Varga, *OMNeT++ Discrete Event Simulator*, <https://omnetpp.org/>, Accessed November 2018.
- [24] Eugene Vasserman, Rob Jansen, James Tyra, Nicholas Hopper, and Yongdae Kim, *Membership-concealing Overlay Networks*, ACM, 2009.
- [25] Bimal Viswanath, Alan Mislove, Meeyoung Cha, and Krishna P. Gummadi, *On the evolution of user interaction in facebook*, Workshop on Online social networks, 2009.
- [26] Manel Guerrero Zapata and Nadarajah Asokan, *Securing ad hoc routing protocols*, Proceedings of the 1st ACM workshop on Wireless security, ACM, 2002, pp. 1–10.